Test Mode:	802.11ac-VHT20 - Ant 1 + 2	Test Site:	AC1
Test Channel:	64	Test Engineer:	Jone Zhang
Remark:	1. Average measurement was not performed if peak level lower than average limit. 2. Other frequency was 20dB below limit line within 1-18GHz, there is not show in the report.		

Mark	Frequency (MHz)	Reading Level (dBμV)	Factor (dB)	Measure Level (dBμV/m)	Limit (dBμV/m)	Margin (dB)	Detector	Polarization
*	8692.5	33.8	13.0	46.8	68.2	-21.4	Peak	Horizontal
*	10010.0	32.8	16.6	49.4	68.2	-18.8	Peak	Horizontal
	11684.5	33.4	17.5	50.9	74.0	-23.1	Peak	Horizontal
	15960.0	32.2	18.8	51.0	74.0	-23.0	Peak	Horizontal
*	8650.0	34.4	13.0	47.4	68.2	-20.8	Peak	Vertical
*	9772.0	33.9	16.2	50.1	68.2	-18.1	Peak	Vertical
	11786.5	33.7	17.3	51.0	74.0	-23.0	Peak	Vertical
	15773.0	32.5	18.9	51.4	74.0	-22.6	Peak	Vertical

Note 1: "*" is not in restricted band, its limit is -27dBm/MHz. At a distance of 3 meters, the field strength limit in dBμV/m can be determined by adding a "conversion" factor of 95.2dB to the EIRP limit of -27dBm/MHz to obtain the limit for out of band spurious emissions.

Note 2: Measure Level (dBμV/m) = Reading Level (dBμV) + Factor (dB)

Factor (dB) = Cable Loss (dB) + Antenna Factor (dB/m) - Pre_Amplifier Gain (dB)

Test Mode:	802.11ac-VHT20 - Ant 1 + 2	Test Site:	AC1
Test Channel:	100	Test Engineer:	Jone Zhang
Remark:	1. Average measurement was not performed if peak level lower than average limit. 2. Other frequency was 20dB below limit line within 1-18GHz, there is not show in the report.		

Mark	Frequency (MHz)	Reading Level (dBμV)	Factor (dB)	Measure Level (dBμV/m)	Limit (dBμV/m)	Margin (dB)	Detector	Polarization
*	8633.0	35.4	12.9	48.3	68.2	-19.9	Peak	Horizontal
*	10044.0	32.7	16.7	49.4	68.2	-18.8	Peak	Horizontal
	12084.0	33.1	17.5	50.6	74.0	-23.4	Peak	Horizontal
	15560.5	32.5	18.9	51.4	74.0	-22.6	Peak	Horizontal
*	8709.5	34.4	13.0	47.4	68.2	-20.8	Peak	Vertical
*	10120.5	32.9	16.9	49.8	68.2	-18.4	Peak	Vertical
	11786.5	34.9	17.3	52.2	74.0	-21.8	Peak	Vertical
	15841.0	31.8	18.9	50.7	74.0	-23.3	Peak	Vertical

Note 1: "*" is not in restricted band, its limit is -27dBm/MHz. At a distance of 3 meters, the field strength limit in dBμV/m can be determined by adding a "conversion" factor of 95.2dB to the EIRP limit of -27dBm/MHz to obtain the limit for out of band spurious emissions.

Note 2: Measure Level (dBμV/m) = Reading Level (dBμV) + Factor (dB)

Factor (dB) = Cable Loss (dB) + Antenna Factor (dB/m) - Pre_Amplifier Gain (dB)

Test Mode:	802.11ac-VHT20 - Ant 1 + 2	Test Site:	AC1
Test Channel:	120	Test Engineer:	Jone Zhang
Remark:	1. Average measurement was not performed if peak level lower than average limit. 2. Other frequency was 20dB below limit line within 1-18GHz, there is not show in the report.		

Mark	Frequency (MHz)	Reading Level (dBμV)	Factor (dB)	Measure Level (dBμV/m)	Limit (dBμV/m)	Margin (dB)	Detector	Polarization
*	8701.0	34.2	13.0	47.2	68.2	-21.0	Peak	Horizontal
*	10086.5	32.5	16.9	49.4	68.2	-18.8	Peak	Horizontal
	11480.5	32.5	17.8	50.3	74.0	-23.7	Peak	Horizontal
	16028.0	32.0	18.8	50.8	74.0	-23.2	Peak	Horizontal
*	8752.0	35.1	13.2	48.3	68.2	-19.9	Peak	Vertical
*	10078.0	33.5	17.0	50.5	68.2	-17.7	Peak	Vertical
	12237.0	33.7	17.4	51.1	74.0	-22.9	Peak	Vertical
	15832.5	32.0	18.8	50.8	74.0	-23.2	Peak	Vertical

Note 1: "*" is not in restricted band, its limit is -27dBm/MHz. At a distance of 3 meters, the field strength limit in dBμV/m can be determined by adding a "conversion" factor of 95.2dB to the EIRP limit of -27dBm/MHz to obtain the limit for out of band spurious emissions.

Note 2: Measure Level (dBμV/m) = Reading Level (dBμV) + Factor (dB)

Factor (dB) = Cable Loss (dB) + Antenna Factor (dB/m) - Pre_Amplifier Gain (dB)

Test Mode:	802.11ac-VHT20 - Ant 1 + 2	Test Site:	AC1
Test Channel:	140	Test Engineer:	Jone Zhang
Remark:	1. Average measurement was not performed if peak level lower than average limit. 2. Other frequency was 20dB below limit line within 1-18GHz, there is not show in the report.		

Mark	Frequency (MHz)	Reading Level (dBμV)	Factor (dB)	Measure Level (dBμV/m)	Limit (dBμV/m)	Margin (dB)	Detector	Polarization
*	8777.5	33.4	13.2	46.6	68.2	-21.6	Peak	Horizontal
*	9993.0	33.4	16.7	50.1	68.2	-18.1	Peak	Horizontal
	11897.0	33.1	17.3	50.4	74.0	-23.6	Peak	Horizontal
	15858.0	32.2	18.8	51.0	74.0	-23.0	Peak	Horizontal
*	8701.0	33.7	13.0	46.7	68.2	-21.5	Peak	Vertical
*	9789.0	32.2	16.1	48.3	68.2	-19.9	Peak	Vertical
	12075.5	32.8	17.5	50.3	74.0	-23.7	Peak	Vertical
	15875.0	32.2	18.8	51.0	74.0	-23.0	Peak	Vertical

Note 1: "*" is not in restricted band, its limit is -27dBm/MHz. At a distance of 3 meters, the field strength limit in dBμV/m can be determined by adding a "conversion" factor of 95.2dB to the EIRP limit of -27dBm/MHz to obtain the limit for out of band spurious emissions.

Note 2: Measure Level (dBμV/m) = Reading Level (dBμV) + Factor (dB)

Factor (dB) = Cable Loss (dB) + Antenna Factor (dB/m) - Pre_Amplifier Gain (dB)

Test Mode:	802.11ac-VHT20 - Ant 1 + 2	Test Site:	AC1
Test Channel:	144	Test Engineer:	Jone Zhang
Remark:	1. Average measurement was not performed if peak level lower than average limit. 2. Other frequency was 20dB below limit line within 1-18GHz, there is not show in the report.		

Mark	Frequency (MHz)	Reading Level (dBμV)	Factor (dB)	Measure Level (dBμV/m)	Limit (dBμV/m)	Margin (dB)	Detector	Polarization
*	8837.0	33.7	13.2	46.9	68.2	-21.3	Peak	Horizontal
*	10239.5	35.8	17.2	53.0	68.2	-15.2	Peak	Horizontal
	11948.0	33.4	17.3	50.7	74.0	-23.3	Peak	Horizontal
	15892.0	32.9	18.8	51.7	74.0	-22.3	Peak	Horizontal
*	8667.0	33.9	12.9	46.8	68.2	-21.4	Peak	Vertical
*	10265.0	33.2	17.2	50.4	68.2	-17.8	Peak	Vertical
	11693.0	34.4	17.5	51.9	74.0	-22.1	Peak	Vertical
	15815.5	32.2	18.8	51.0	74.0	-23.0	Peak	Vertical

Note 1: "*" is not in restricted band, its limit is -27dBm/MHz. At a distance of 3 meters, the field strength limit in dBμV/m can be determined by adding a "conversion" factor of 95.2dB to the EIRP limit of -27dBm/MHz to obtain the limit for out of band spurious emissions.

Note 2: Measure Level (dBμV/m) = Reading Level (dBμV) + Factor (dB)

Factor (dB) = Cable Loss (dB) + Antenna Factor (dB/m) - Pre_Amplifier Gain (dB)

Test Mode:	802.11ac-VHT20 - Ant 1 + 2	Test Site:	AC1
Test Channel:	149	Test Engineer:	Jone Zhang
Remark:	1. Average measurement was not performed if peak level lower than average limit. 2. Other frequency was 20dB below limit line within 1-18GHz, there is not show in the report.		

Mark	Frequency (MHz)	Reading Level (dBμV)	Factor (dB)	Measure Level (dBμV/m)	Limit (dBμV/m)	Margin (dB)	Detector	Polarization
*	8658.5	33.9	13.0	46.9	68.2	-21.3	Peak	Horizontal
*	9721.0	34.1	15.7	49.8	68.2	-18.4	Peak	Horizontal
	11956.5	32.8	17.3	50.1	74.0	-23.9	Peak	Horizontal
	15781.5	32.2	18.8	51.0	74.0	-23.0	Peak	Horizontal
*	8837.0	36.0	13.2	49.2	68.2	-19.0	Peak	Vertical
*	10214.0	33.2	17.1	50.3	68.2	-17.9	Peak	Vertical
	11948.0	32.7	17.3	50.0	74.0	-24.0	Peak	Vertical
	15849.5	33.1	18.8	51.9	74.0	-22.1	Peak	Vertical

Note 1: "*" is not in restricted band, its limit is -27dBm/MHz or -17dBm/MHz. At a distance of 3 meters, the field strength limit in dBμV/m can be determined by adding a "conversion" factor of 95.2dB to the EIRP limit of -27dBm/MHz to obtain the limit for out of band spurious emissions.

Note 2: Measure Level (dBμV/m) = Reading Level (dBμV) + Factor (dB)

Factor (dB) = Cable Loss (dB) + Antenna Factor (dB/m) - Pre_Amplifier Gain (dB)

Test Mode:	802.11ac-VHT20 - Ant 1 + 2	Test Site:	AC1
Test Channel:	157	Test Engineer:	Jone Zhang
Remark:	1. Average measurement was not performed if peak level lower than average limit. 2. Other frequency was 20dB below limit line within 1-18GHz, there is not show in the report.		

Mark	Frequency (MHz)	Reading Level (dBμV)	Factor (dB)	Measure Level (dBμV/m)	Limit (dBμV/m)	Margin (dB)	Detector	Polarization
*	8735.0	34.6	13.0	47.6	68.2	-20.6	Peak	Horizontal
*	10214.0	33.3	17.1	50.4	68.2	-17.8	Peak	Horizontal
	12058.5	33.2	17.5	50.7	74.0	-23.3	Peak	Horizontal
	15807.0	32.1	18.9	51.0	74.0	-23.0	Peak	Horizontal
*	8769.0	34.5	13.2	47.7	68.2	-20.5	Peak	Vertical
*	9942.0	33.0	16.8	49.8	68.2	-18.4	Peak	Vertical
	12271.0	32.8	17.4	50.2	74.0	-23.8	Peak	Vertical
	15917.5	32.2	18.8	51.0	74.0	-23.0	Peak	Vertical

Note 1: "*" is not in restricted band, its limit is -27dBm/MHz or -17dBm/MHz. At a distance of 3 meters, the field strength limit in dBμV/m can be determined by adding a "conversion" factor of 95.2dB to the EIRP limit of -27dBm/MHz to obtain the limit for out of band spurious emissions.

Note 2: Measure Level (dBμV/m) = Reading Level (dBμV) + Factor (dB)

Factor (dB) = Cable Loss (dB) + Antenna Factor (dB/m) - Pre_Amplifier Gain (dB)

Test Mode:	802.11ac-VHT20 - Ant 1 + 2	Test Site:	AC1
Test Channel:	165	Test Engineer:	Jone Zhang
Remark:	1. Average measurement was not performed if peak level lower than average limit. 2. Other frequency was 20dB below limit line within 1-18GHz, there is not show in the report.		

Mark	Frequency (MHz)	Reading Level (dBμV)	Factor (dB)	Measure Level (dBμV/m)	Limit (dBμV/m)	Margin (dB)	Detector	Polarization
*	8735.0	34.4	13.0	47.4	68.2	-20.8	Peak	Horizontal
*	9993.0	33.3	16.7	50.0	68.2	-18.2	Peak	Horizontal
	11897.0	32.7	17.3	50.0	74.0	-24.0	Peak	Horizontal
	15866.5	31.3	18.8	50.1	74.0	-23.9	Peak	Horizontal
*	8692.5	34.3	13.0	47.3	68.2	-20.9	Peak	Vertical
*	10367.0	32.3	17.4	49.7	68.2	-18.5	Peak	Vertical
	12058.5	33.8	17.5	51.3	74.0	-22.7	Peak	Vertical
	15815.5	32.0	18.8	50.8	74.0	-23.2	Peak	Vertical

Note 1: "*" is not in restricted band, its limit is -27dBm/MHz or -17dBm/MHz. At a distance of 3 meters, the field strength limit in dBμV/m can be determined by adding a "conversion" factor of 95.2dB to the EIRP limit of -27dBm/MHz to obtain the limit for out of band spurious emissions.

Note 2: Measure Level (dBμV/m) = Reading Level (dBμV) + Factor (dB)

Factor (dB) = Cable Loss (dB) + Antenna Factor (dB/m) - Pre_Amplifier Gain (dB)

Test Mode:	802.11ac-VHT40 - Ant 1 + 2	Test Site:	AC1
Test Channel:	38	Test Engineer:	Jone Zhang
Remark:	1. Average measurement was not performed if peak level lower than average limit. 2. Other frequency was 20dB below limit line within 1-18GHz, there is not show in the report.		

Mark	Frequency (MHz)	Reading Level (dBμV)	Factor (dB)	Measure Level (dBμV/m)	Limit (dBμV/m)	Margin (dB)	Detector	Polarization
*	8735.0	34.6	13.0	47.6	68.2	-20.6	Peak	Horizontal
*	10112.0	32.1	16.9	49.0	68.2	-19.2	Peak	Horizontal
	12500.5	33.7	17.3	51.0	74.0	-23.0	Peak	Horizontal
	15917.5	33.6	18.8	52.4	74.0	-21.6	Peak	Horizontal
*	8862.5	33.6	13.3	46.9	68.2	-21.3	Peak	Vertical
*	10086.5	32.4	16.9	49.3	68.2	-18.9	Peak	Vertical
	12024.5	34.3	17.4	51.7	74.0	-22.3	Peak	Vertical
	15960.0	31.8	18.8	50.6	74.0	-23.4	Peak	Vertical

Note 1: "*" is not in restricted band, its limit is -27dBm/MHz. At a distance of 3 meters, the field strength limit in dBμV/m can be determined by adding a "conversion" factor of 95.2dB to the EIRP limit of -27dBm/MHz to obtain the limit for out of band spurious emissions.

Note 2: Measure Level (dBμV/m) = Reading Level (dBμV) + Factor (dB)

Factor (dB) = Cable Loss (dB) + Antenna Factor (dB/m) - Pre_Amplifier Gain (dB)

Test Mode:	802.11ac-VHT40 - Ant 1 + 2	Test Site:	AC1
Test Channel:	46	Test Engineer:	Jone Zhang
Remark:	1. Average measurement was not performed if peak level lower than average limit. 2. Other frequency was 20dB below limit line within 1-18GHz, there is not show in the report.		

Mark	Frequency (MHz)	Reading Level (dBμV)	Factor (dB)	Measure Level (dBμV/m)	Limit (dBμV/m)	Margin (dB)	Detector	Polarization
*	8675.5	34.1	13.0	47.1	68.2	-21.1	Peak	Horizontal
*	10239.5	33.5	17.2	50.7	68.2	-17.5	Peak	Horizontal
	11982.0	32.6	17.4	50.0	74.0	-24.0	Peak	Horizontal
	16045.0	32.1	18.8	50.9	74.0	-23.1	Peak	Horizontal
*	8803.0	33.3	13.3	46.6	68.2	-21.6	Peak	Vertical
*	9797.5	31.8	16.2	48.0	68.2	-20.2	Peak	Vertical
	11982.0	32.7	17.4	50.1	74.0	-23.9	Peak	Vertical
	15781.5	32.0	18.8	50.8	74.0	-23.2	Peak	Vertical

Note 1: "*" is not in restricted band, its limit is -27dBm/MHz. At a distance of 3 meters, the field strength limit in dBμV/m can be determined by adding a "conversion" factor of 95.2dB to the EIRP limit of -27dBm/MHz to obtain the limit for out of band spurious emissions.

Note 2: Measure Level (dBμV/m) = Reading Level (dBμV) + Factor (dB)

Factor (dB) = Cable Loss (dB) + Antenna Factor (dB/m) - Pre_Amplifier Gain (dB)

Test Mode:	802.11ac-VHT40 - Ant 1 + 2	Test Site:	AC1
Test Channel:	54	Test Engineer:	Jone Zhang
Remark:	1. Average measurement was not performed if peak level lower than average limit. 2. Other frequency was 20dB below limit line within 1-18GHz, there is not show in the report.		

Mark	Frequency (MHz)	Reading Level (dBμV)	Factor (dB)	Measure Level (dBμV/m)	Limit (dBμV/m)	Margin (dB)	Detector	Polarization
*	8777.5	34.6	13.2	47.8	68.2	-20.4	Peak	Horizontal
*	9993.0	33.3	16.7	50.0	68.2	-18.2	Peak	Horizontal
	12058.5	33.6	17.5	51.1	74.0	-22.9	Peak	Horizontal
	16062.0	32.1	18.9	51.0	74.0	-23.0	Peak	Horizontal
*	8701.0	35.0	13.0	48.0	68.2	-20.2	Peak	Vertical
*	9772.0	32.5	16.2	48.7	68.2	-19.5	Peak	Vertical
	11378.5	34.1	17.6	51.7	74.0	-22.3	Peak	Vertical
	15815.5	32.4	18.8	51.2	74.0	-22.8	Peak	Vertical

Note 1: "*" is not in restricted band, its limit is -27dBm/MHz. At a distance of 3 meters, the field strength limit in dBμV/m can be determined by adding a "conversion" factor of 95.2dB to the EIRP limit of -27dBm/MHz to obtain the limit for out of band spurious emissions.

Note 2: Measure Level (dBμV/m) = Reading Level (dBμV) + Factor (dB)

Factor (dB) = Cable Loss (dB) + Antenna Factor (dB/m) - Pre_Amplifier Gain (dB)

Test Mode:	802.11ac-VHT40 - Ant 1 + 2	Test Site:	AC1
Test Channel:	62	Test Engineer:	Jone Zhang
Remark:	1. Average measurement was not performed if peak level lower than average limit. 2. Other frequency was 20dB below limit line within 1-18GHz, there is not show in the report.		

Mark	Frequency (MHz)	Reading Level (dBμV)	Factor (dB)	Measure Level (dBμV/m)	Limit (dBμV/m)	Margin (dB)	Detector	Polarization
*	8726.5	35.9	13.0	48.9	68.2	-19.3	Peak	Horizontal
*	9933.5	34.6	16.7	51.3	68.2	-16.9	Peak	Horizontal
	12075.5	33.2	17.5	50.7	74.0	-23.3	Peak	Horizontal
	15875.0	32.4	18.8	51.2	74.0	-22.8	Peak	Horizontal
*	8794.5	35.0	13.3	48.3	68.2	-19.9	Peak	Vertical
*	10095.0	32.6	16.9	49.5	68.2	-18.7	Peak	Vertical
	12007.5	33.5	17.4	50.9	74.0	-23.1	Peak	Vertical
	15790.0	32.2	18.8	51.0	74.0	-23.0	Peak	Vertical

Note 1: "*" is not in restricted band, its limit is -27dBm/MHz. At a distance of 3 meters, the field strength limit in dBμV/m can be determined by adding a "conversion" factor of 95.2dB to the EIRP limit of -27dBm/MHz to obtain the limit for out of band spurious emissions.

Note 2: Measure Level (dBμV/m) = Reading Level (dBμV) + Factor (dB)

Factor (dB) = Cable Loss (dB) + Antenna Factor (dB/m) - Pre_Amplifier Gain (dB)

Test Mode:	802.11ac-VHT40 - Ant 1 + 2	Test Site:	AC1
Test Channel:	102	Test Engineer:	Jone Zhang
Remark:	1. Average measurement was not performed if peak level lower than average limit. 2. Other frequency was 20dB below limit line within 1-18GHz, there is not show in the report.		

Mark	Frequency (MHz)	Reading Level (dBμV)	Factor (dB)	Measure Level (dBμV/m)	Limit (dBμV/m)	Margin (dB)	Detector	Polarization
*	8692.5	34.4	13.0	47.4	68.2	-20.8	Peak	Horizontal
*	10171.5	33.2	17.0	50.2	68.2	-18.0	Peak	Horizontal
	11948.0	33.3	17.3	50.6	74.0	-23.4	Peak	Horizontal
	15875.0	32.2	18.8	51.0	74.0	-23.0	Peak	Horizontal
*	8743.5	33.7	13.1	46.8	68.2	-21.4	Peak	Vertical
*	10256.5	32.5	17.2	49.7	68.2	-18.5	Peak	Vertical
	12067.0	32.6	17.5	50.1	74.0	-23.9	Peak	Vertical
	16019.5	32.1	18.8	50.9	74.0	-23.1	Peak	Vertical

Note 1: "*" is not in restricted band, its limit is -27dBm/MHz. At a distance of 3 meters, the field strength limit in dBμV/m can be determined by adding a "conversion" factor of 95.2dB to the EIRP limit of -27dBm/MHz to obtain the limit for out of band spurious emissions.

Note 2: Measure Level (dBμV/m) = Reading Level (dBμV) + Factor (dB)

Factor (dB) = Cable Loss (dB) + Antenna Factor (dB/m) - Pre_Amplifier Gain (dB)

Test Mode:	802.11ac-VHT40 - Ant 1 + 2	Test Site:	AC1
Test Channel:	118	Test Engineer:	Jone Zhang
Remark:	1. Average measurement was not performed if peak level lower than average limit. 2. Other frequency was 20dB below limit line within 1-18GHz, there is not show in the report.		

Mark	Frequency (MHz)	Reading Level (dBμV)	Factor (dB)	Measure Level (dBμV/m)	Limit (dBμV/m)	Margin (dB)	Detector	Polarization
*	8743.5	35.0	13.1	48.1	68.2	-20.1	Peak	Horizontal
*	10239.5	32.9	17.2	50.1	68.2	-18.1	Peak	Horizontal
	12152.0	33.8	17.5	51.3	74.0	-22.7	Peak	Horizontal
	15815.5	32.0	18.8	50.8	74.0	-23.2	Peak	Horizontal
*	8769.0	33.9	13.2	47.1	68.2	-21.1	Peak	Vertical
*	9925.0	32.5	16.6	49.1	68.2	-19.1	Peak	Vertical
	12058.5	33.0	17.5	50.5	74.0	-23.5	Peak	Vertical
	15790.0	32.2	18.8	51.0	74.0	-23.0	Peak	Vertical

Note 1: "*" is not in restricted band, its limit is -27dBm/MHz. At a distance of 3 meters, the field strength limit in dBμV/m can be determined by adding a "conversion" factor of 95.2dB to the EIRP limit of -27dBm/MHz to obtain the limit for out of band spurious emissions.

Note 2: Measure Level (dBμV/m) = Reading Level (dBμV) + Factor (dB)

Factor (dB) = Cable Loss (dB) + Antenna Factor (dB/m) - Pre_Amplifier Gain (dB)

Test Mode:	802.11ac-VHT40 - Ant 1 + 2	Test Site:	AC1
Test Channel:	134	Test Engineer:	Jone Zhang
Remark:	1. Average measurement was not performed if peak level lower than average limit. 2. Other frequency was 20dB below limit line within 1-18GHz, there is not show in the report.		

Mark	Frequency (MHz)	Reading Level (dBμV)	Factor (dB)	Measure Level (dBμV/m)	Limit (dBμV/m)	Margin (dB)	Detector	Polarization
*	8667.0	36.1	12.9	49.0	68.2	-19.2	Peak	Horizontal
*	10035.5	32.6	16.7	49.3	68.2	-18.9	Peak	Horizontal
	12109.5	33.3	17.5	50.8	74.0	-23.2	Peak	Horizontal
	15883.5	32.5	18.8	51.3	74.0	-22.7	Peak	Horizontal
*	8692.5	34.8	13.0	47.8	68.2	-20.4	Peak	Vertical
*	10307.5	33.5	17.3	50.8	68.2	-17.4	Peak	Vertical
	11472.0	33.1	17.8	50.9	74.0	-23.1	Peak	Vertical
	15705.0	32.8	18.9	51.7	74.0	-22.3	Peak	Vertical

Note 1: "*" is not in restricted band, its limit is -27dBm/MHz. At a distance of 3 meters, the field strength limit in dBμV/m can be determined by adding a "conversion" factor of 95.2dB to the EIRP limit of -27dBm/MHz to obtain the limit for out of band spurious emissions.

Note 2: Measure Level (dBμV/m) = Reading Level (dBμV) + Factor (dB)

Factor (dB) = Cable Loss (dB) + Antenna Factor (dB/m) - Pre_Amplifier Gain (dB)

Test Mode:	802.11ac-VHT40 - Ant 1 + 2	Test Site:	AC1
Test Channel:	142	Test Engineer:	Jone Zhang
Remark:	1. Average measurement was not performed if peak level lower than average limit. 2. Other frequency was 20dB below limit line within 1-18GHz, there is not show in the report.		

Mark	Frequency (MHz)	Reading Level (dBμV)	Factor (dB)	Measure Level (dBμV/m)	Limit (dBμV/m)	Margin (dB)	Detector	Polarization
*	8641.5	35.7	12.9	48.6	68.2	-19.6	Peak	Horizontal
*	10171.5	33.4	17.0	50.4	68.2	-17.8	Peak	Horizontal
	11948.0	33.2	17.3	50.5	74.0	-23.5	Peak	Horizontal
	15858.0	32.3	18.8	51.1	74.0	-22.9	Peak	Horizontal
*	8684.0	35.7	13.1	48.8	68.2	-19.4	Peak	Vertical
*	9942.0	33.1	16.8	49.9	68.2	-18.3	Peak	Vertical
	11531.5	33.1	17.8	50.9	74.0	-23.1	Peak	Vertical
	15773.0	32.8	18.9	51.7	74.0	-22.3	Peak	Vertical

Note 1: "*" is not in restricted band, its limit is -27dBm/MHz. At a distance of 3 meters, the field strength limit in dBμV/m can be determined by adding a "conversion" factor of 95.2dB to the EIRP limit of -27dBm/MHz to obtain the limit for out of band spurious emissions.

Note 2: Measure Level (dBμV/m) = Reading Level (dBμV) + Factor (dB)

Factor (dB) = Cable Loss (dB) + Antenna Factor (dB/m) - Pre_Amplifier Gain (dB)

Test Mode:	802.11ac-VHT40 - Ant 1 + 2	Test Site:	AC1
Test Channel:	151	Test Engineer:	Jone Zhang
Remark:	1. Average measurement was not performed if peak level lower than average limit. 2. Other frequency was 20dB below limit line within 1-18GHz, there is not show in the report.		

Mark	Frequency (MHz)	Reading Level (dBμV)	Factor (dB)	Measure Level (dBμV/m)	Limit (dBμV/m)	Margin (dB)	Detector	Polarization
*	8701.0	35.1	13.0	48.1	68.2	-20.1	Peak	Horizontal
*	9840.0	33.1	16.7	49.8	68.2	-18.4	Peak	Horizontal
	11846.0	33.0	17.2	50.2	74.0	-23.8	Peak	Horizontal
	15603.0	32.2	18.8	51.0	74.0	-23.0	Peak	Horizontal
*	8726.5	36.2	13.0	49.2	68.2	-19.0	Peak	Vertical
*	10018.5	35.3	16.6	51.9	68.2	-16.3	Peak	Vertical
	12262.5	33.5	17.4	50.9	74.0	-23.1	Peak	Vertical
	15824.0	32.4	18.7	51.1	74.0	-22.9	Peak	Vertical

Note 1: "*" is not in restricted band, its limit is -27dBm/MHz or -17dBm/MHz. At a distance of 3 meters, the field strength limit in dBμV/m can be determined by adding a "conversion" factor of 95.2dB to the EIRP limit of -27dBm/MHz to obtain the limit for out of band spurious emissions.

Note 2: Measure Level (dBμV/m) = Reading Level (dBμV) + Factor (dB)

Factor (dB) = Cable Loss (dB) + Antenna Factor (dB/m) - Pre_Amplifier Gain (dB)

Test Mode:	802.11ac-VHT40 - Ant 1 + 2	Test Site:	AC1
Test Channel:	159	Test Engineer:	Jone Zhang
Remark:	1. Average measurement was not performed if peak level lower than average limit. 2. Other frequency was 20dB below limit line within 1-18GHz, there is not show in the report.		

Mark	Frequency (MHz)	Reading Level (dBμV)	Factor (dB)	Measure Level (dBμV/m)	Limit (dBμV/m)	Margin (dB)	Detector	Polarization
*	8539.5	34.5	12.7	47.2	68.2	-21.0	Peak	Horizontal
*	10341.5	32.4	17.3	49.7	68.2	-18.5	Peak	Horizontal
	12058.5	32.7	17.5	50.2	74.0	-23.8	Peak	Horizontal
	15815.5	32.2	18.8	51.0	74.0	-23.0	Peak	Horizontal
*	8735.0	34.3	13.0	47.3	68.2	-20.9	Peak	Vertical
*	10350.0	32.8	17.3	50.1	68.2	-18.1	Peak	Vertical
	12169.0	33.0	17.5	50.5	74.0	-23.5	Peak	Vertical
	15917.5	32.0	18.8	50.8	74.0	-23.2	Peak	Vertical

Note 1: "*" is not in restricted band, its limit is -27dBm/MHz or -17dBm/MHz. At a distance of 3 meters, the field strength limit in dBμV/m can be determined by adding a "conversion" factor of 95.2dB to the EIRP limit of -27dBm/MHz to obtain the limit for out of band spurious emissions.

Note 2: Measure Level (dBμV/m) = Reading Level (dBμV) + Factor (dB)

Factor (dB) = Cable Loss (dB) + Antenna Factor (dB/m) - Pre_Amplifier Gain (dB)

Test Mode:	802.11ac-VHT80 - Ant 1 + 2	Test Site:	AC1
Test Channel:	42	Test Engineer:	Jone Zhang
Remark:	1. Average measurement was not performed if peak level lower than average limit. 2. Other frequency was 20dB below limit line within 1-18GHz, there is not show in the report.		

Mark	Frequency (MHz)	Reading Level (dBμV)	Factor (dB)	Measure Level (dBμV/m)	Limit (dBμV/m)	Margin (dB)	Detector	Polarization
*	8675.5	35.3	13.0	48.3	68.2	-19.9	Peak	Horizontal
*	9857.0	33.2	16.7	49.9	68.2	-18.3	Peak	Horizontal
	11735.5	33.5	17.3	50.8	74.0	-23.2	Peak	Horizontal
	15900.5	32.2	18.8	51.0	74.0	-23.0	Peak	Horizontal
*	8735.0	34.5	13.0	47.5	68.2	-20.7	Peak	Vertical
*	9942.0	33.2	16.8	50.0	68.2	-18.2	Peak	Vertical
	11948.0	34.2	17.3	51.5	74.0	-22.5	Peak	Vertical
	15815.5	32.1	18.8	50.9	74.0	-23.1	Peak	Vertical

Note 1: "*" is not in restricted band, its limit is -27dBm/MHz. At a distance of 3 meters, the field strength limit in dBμV/m can be determined by adding a "conversion" factor of 95.2dB to the EIRP limit of -27dBm/MHz to obtain the limit for out of band spurious emissions.

Note 2: Measure Level (dBμV/m) = Reading Level (dBμV) + Factor (dB)

Factor (dB) = Cable Loss (dB) + Antenna Factor (dB/m) - Pre_Amplifier Gain (dB)

Test Mode:	802.11ac-VHT80 - Ant 1 + 2	Test Site:	AC1
Test Channel:	58	Test Engineer:	Jone Zhang
Remark:	1. Average measurement was not performed if peak level lower than average limit. 2. Other frequency was 20dB below limit line within 1-18GHz, there is not show in the report.		

Mark	Frequency (MHz)	Reading Level (dBμV)	Factor (dB)	Measure Level (dBμV/m)	Limit (dBμV/m)	Margin (dB)	Detector	Polarization
*	8684.0	36.8	13.1	49.9	68.2	-18.3	Peak	Horizontal
*	10222.5	33.5	17.1	50.6	68.2	-17.6	Peak	Horizontal
	11846.0	33.5	17.2	50.7	74.0	-23.3	Peak	Horizontal
	15764.5	32.4	18.9	51.3	74.0	-22.7	Peak	Horizontal
*	8845.5	35.3	13.3	48.6	68.2	-19.6	Peak	Vertical
*	10265.0	33.4	17.2	50.6	68.2	-17.6	Peak	Vertical
	12220.0	33.5	17.4	50.9	74.0	-23.1	Peak	Vertical
	15849.5	31.8	18.8	50.6	74.0	-23.4	Peak	Vertical

Note 1: "*" is not in restricted band, its limit is -27dBm/MHz. At a distance of 3 meters, the field strength limit in dBμV/m can be determined by adding a "conversion" factor of 95.2dB to the EIRP limit of -27dBm/MHz to obtain the limit for out of band spurious emissions.

Note 2: Measure Level (dBμV/m) = Reading Level (dBμV) + Factor (dB)

Factor (dB) = Cable Loss (dB) + Antenna Factor (dB/m) - Pre_Amplifier Gain (dB)

Test Mode:	802.11ac-VHT80 - Ant 1 + 2	Test Site:	AC1
Test Channel:	106	Test Engineer:	Jone Zhang
Remark:	1. Average measurement was not performed if peak level lower than average limit. 2. Other frequency was 20dB below limit line within 1-18GHz, there is not show in the report.		

Mark	Frequency (MHz)	Reading Level (dBμV)	Factor (dB)	Measure Level (dBμV/m)	Limit (dBμV/m)	Margin (dB)	Detector	Polarization
*	8675.5	34.8	13.0	47.8	68.2	-20.4	Peak	Horizontal
*	10358.5	34.6	17.4	52.0	68.2	-16.2	Peak	Horizontal
	11684.5	33.9	17.5	51.4	74.0	-22.6	Peak	Horizontal
	15790.0	32.0	18.8	50.8	74.0	-23.2	Peak	Horizontal
*	8667.0	34.8	12.9	47.7	68.2	-20.5	Peak	Vertical
*	10044.0	33.0	16.7	49.7	68.2	-18.5	Peak	Vertical
	12152.0	32.8	17.5	50.3	74.0	-23.7	Peak	Vertical
	15866.5	32.4	18.8	51.2	74.0	-22.8	Peak	Vertical

Note 1: "*" is not in restricted band, its limit is -27dBm/MHz. At a distance of 3 meters, the field strength limit in dBμV/m can be determined by adding a "conversion" factor of 95.2dB to the EIRP limit of -27dBm/MHz to obtain the limit for out of band spurious emissions.

Note 2: Measure Level (dBμV/m) = Reading Level (dBμV) + Factor (dB)

Factor (dB) = Cable Loss (dB) + Antenna Factor (dB/m) - Pre_Amplifier Gain (dB)

Test Mode:	802.11ac-VHT80 - Ant 1 + 2	Test Site:	AC1
Test Channel:	122	Test Engineer:	Jone Zhang
Remark:	1. Average measurement was not performed if peak level lower than average limit. 2. Other frequency was 20dB below limit line within 1-18GHz, there is not show in the report.		

Mark	Frequency (MHz)	Reading Level (dBμV)	Factor (dB)	Measure Level (dBμV/m)	Limit (dBμV/m)	Margin (dB)	Detector	Polarization
*	8735.0	35.0	13.0	48.0	68.2	-20.2	Peak	Horizontal
*	10086.5	32.8	16.9	49.7	68.2	-18.5	Peak	Horizontal
	12058.5	33.7	17.5	51.2	74.0	-22.8	Peak	Horizontal
	15892.0	32.0	18.8	50.8	74.0	-23.2	Peak	Horizontal
*	8675.5	34.0	13.0	47.0	68.2	-21.2	Peak	Vertical
*	10222.5	32.9	17.1	50.0	68.2	-18.2	Peak	Vertical
	12228.5	33.3	17.4	50.7	74.0	-23.3	Peak	Vertical
	15764.5	32.4	18.9	51.3	74.0	-22.7	Peak	Vertical

Note 1: "*" is not in restricted band, its limit is -27dBm/MHz. At a distance of 3 meters, the field strength limit in dBμV/m can be determined by adding a "conversion" factor of 95.2dB to the EIRP limit of -27dBm/MHz to obtain the limit for out of band spurious emissions.

Note 2: Measure Level (dBμV/m) = Reading Level (dBμV) + Factor (dB)

Factor (dB) = Cable Loss (dB) + Antenna Factor (dB/m) - Pre_Amplifier Gain (dB)

Test Mode:	802.11ac-VHT80 - Ant 1 + 2	Test Site:	AC1
Test Channel:	138	Test Engineer:	Jone Zhang
Remark:	1. Average measurement was not performed if peak level lower than average limit. 2. Other frequency was 20dB below limit line within 1-18GHz, there is not show in the report.		

Mark	Frequency (MHz)	Reading Level (dBμV)	Factor (dB)	Measure Level (dBμV/m)	Limit (dBμV/m)	Margin (dB)	Detector	Polarization
*	8871.0	35.9	13.2	49.1	68.2	-19.1	Peak	Horizontal
*	10120.5	33.0	16.9	49.9	68.2	-18.3	Peak	Horizontal
	12109.5	33.1	17.5	50.6	74.0	-23.4	Peak	Horizontal
	15798.5	32.2	18.8	51.0	74.0	-23.0	Peak	Horizontal
*	8811.5	34.2	13.3	47.5	68.2	-20.7	Peak	Vertical
*	10095.0	33.3	16.9	50.2	68.2	-18.0	Peak	Vertical
	11803.5	32.7	17.3	50.0	74.0	-24.0	Peak	Vertical
	15849.5	32.5	18.8	51.3	74.0	-22.7	Peak	Vertical

Note 1: "*" is not in restricted band, its limit is -27dBm/MHz. At a distance of 3 meters, the field strength limit in dBμV/m can be determined by adding a "conversion" factor of 95.2dB to the EIRP limit of -27dBm/MHz to obtain the limit for out of band spurious emissions.

Note 2: Measure Level (dBμV/m) = Reading Level (dBμV) + Factor (dB)

Factor (dB) = Cable Loss (dB) + Antenna Factor (dB/m) - Pre_Amplifier Gain (dB)

Test Mode:	802.11ac-VHT80 - Ant 1 + 2	Test Site:	AC1
Test Channel:	155	Test Engineer:	Jone Zhang
Remark:	1. Average measurement was not performed if peak level lower than average limit. 2. Other frequency was 20dB below limit line within 1-18GHz, there is not show in the report.		

Mark	Frequency (MHz)	Reading Level (dBμV)	Factor (dB)	Measure Level (dBμV/m)	Limit (dBμV/m)	Margin (dB)	Detector	Polarization
*	8794.5	35.9	13.3	49.2	68.2	-19.0	Peak	Horizontal
*	10214.0	33.7	17.1	50.8	68.2	-17.4	Peak	Horizontal
	12126.5	33.5	17.5	51.0	74.0	-23.0	Peak	Horizontal
	15705.0	34.1	18.9	53.0	74.0	-21.0	Peak	Horizontal
*	8811.5	35.3	13.3	48.6	68.2	-19.6	Peak	Vertical
*	10299.0	32.8	17.3	50.1	68.2	-18.1	Peak	Vertical
	12381.5	33.4	17.2	50.6	74.0	-23.4	Peak	Vertical
	15841.0	32.6	18.9	51.5	74.0	-22.5	Peak	Vertical

Note 1: "*" is not in restricted band, its limit is -27dBm/MHz or -17dBm/MHz. At a distance of 3 meters, the field strength limit in dBμV/m can be determined by adding a "conversion" factor of 95.2dB to the EIRP limit of -27dBm/MHz to obtain the limit for out of band spurious emissions.

Note 2: Measure Level (dBμV/m) = Reading Level (dBμV) + Factor (dB)

Factor (dB) = Cable Loss (dB) + Antenna Factor (dB/m) - Pre_Amplifier Gain (dB)

The worst case of Radiated Emission below 1GHz:

Site: AC1	Time: 2018/07/05 - 14:19
Limit: FCC_Part15.209_RE(3m)	Engineer: Snake Ni
Probe: VULB 9168 _20-2000MHz	Polarity: Horizontal
EUT: VR All-In-One Headset	Power: AC 120V/60Hz
Worst Mode: Transmit at channel 5180MHz by 802.11a	

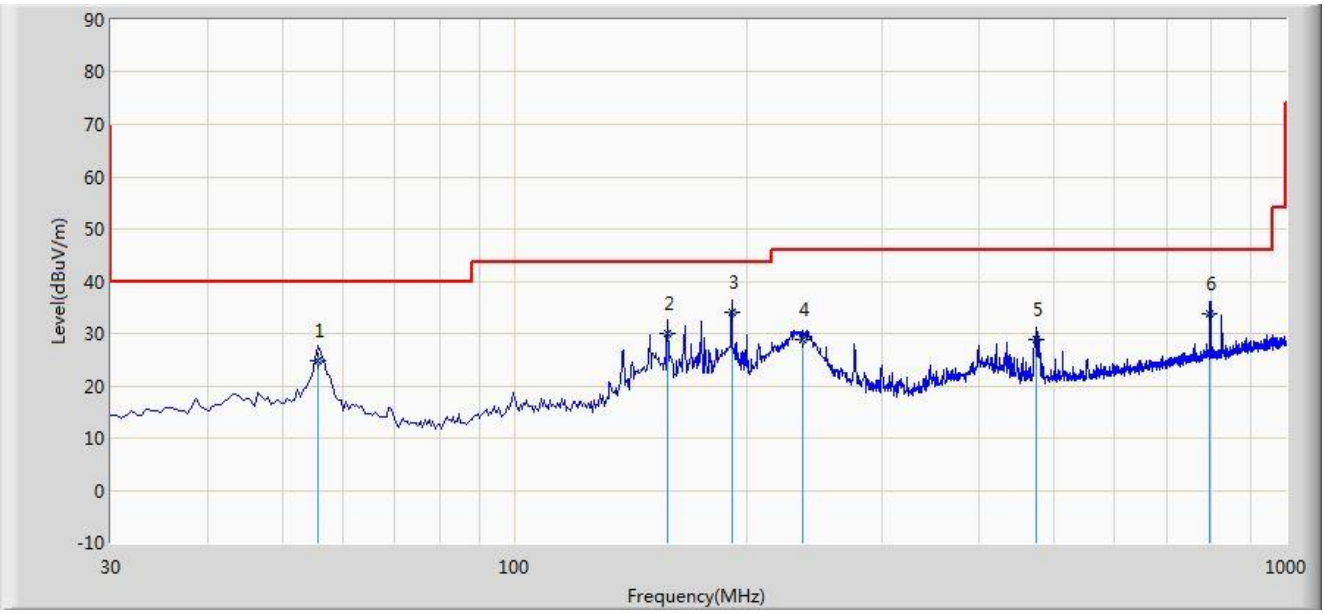

No	Flag	Mark	Frequency (MHz)	Measure Level (dBuV/m)	Reading Level (dBuV)	Over Limit (dB)	Limit (dBuV/m)	Factor (dB)	Type
1			55.705	24.927	10.230	-15.073	40.000	14.697	QP
2			158.040	29.920	19.940	-13.580	43.500	9.980	QP
3		*	191.505	33.957	21.840	-9.543	43.500	12.117	QP
4			236.125	28.709	15.160	-17.291	46.000	13.549	QP
5			473.775	28.724	10.513	-17.276	46.000	18.211	QP
6			796.785	33.728	10.513	-12.272	46.000	23.215	QP

Note 1: Measure Level (dBμV/m) = Reading Level (dBμV) + Factor (dB)

Factor (dB) = Cable Loss (dB) + Antenna Factor (dB/m)

Note 2: The test trace is same as the ambient noise and the amplitude of the emissions are attenuated more than 20dB below the permissible (the test frequency range: 9kHz ~ 30MHz, 18GHz ~ 25GHz), therefore no data appear in the report.

Site: AC1	Time: 2018/07/05 - 14:22
Limit: FCC_Part15.209_RE(3m)	Engineer: Snake Ni
Probe: VULB 9168 _20-2000MHz	Polarity: Vertical
EUT: VR All-In-One Headset	Power: AC 120V/60Hz
Worst Mode: Transmit at channel 5180MHz by 802.11a	

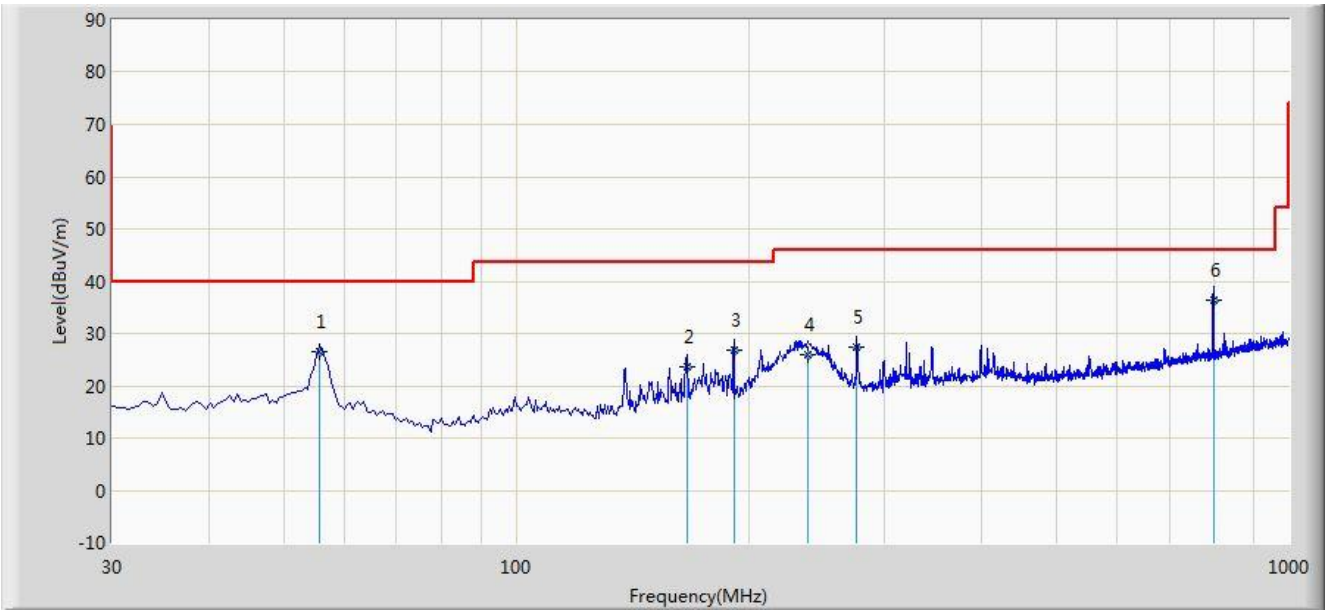

No	Flag	Mark	Frequency (MHz)	Measure Level (dBuV/m)	Reading Level (dBuV)	Over Limit (dB)	Limit (dBuV/m)	Factor (dB)	Type
1			55.705	26.540	11.843	-13.460	40.000	14.697	QP
2			166.285	23.491	13.180	-20.009	43.500	10.310	QP
3			191.505	26.750	14.633	-16.750	43.500	12.117	QP
4			238.065	26.040	12.430	-19.960	46.000	13.611	QP
5			275.895	27.459	13.043	-18.541	46.000	14.417	QP
6		*	799.695	36.408	13.150	-9.592	46.000	23.259	QP

Note 1: Measure Level (dBμV/m) = Reading Level (dBμV) + Factor (dB)

Factor (dB) = Cable Loss (dB) + Antenna Factor (dB/m)

Note 2: The test trace is same as the ambient noise and the amplitude of the emissions are attenuated more than 20dB below the permissible (the test frequency range: 9kHz ~ 30MHz, 18GHz ~ 25GHz), therefore no data appear in the report.

7.8. Radiated Restricted Band Edge Measurement

7.8.1.Test Limit

For 15.205 requirement:

Radiated emissions which fall in the restricted bands, as defined in Section 15.205(a) of FCC part 15, must also comply with the radiated emission limits specified in Section 15.209(a).

Frequency (MHz)	Frequency (MHz)	Frequency (MHz)	Frequency (GHz)
0.090 - 0.110	16.42 - 16.423	399.9 - 410	4.5 - 5.15
[1] 0.495 - 0.505	16.69475 - 16.69525	608 - 614	5.35 - 5.46
2.1735 - 2.1905	16.80425 - 16.80475	960 - 1240	7.25 - 7.75
4.125 - 4.128	25.5 - 25.67	1300 - 1427	8.025 - 8.5
4.17725 - 4.17775	37.5 - 38.25	1435 - 1626.5	9.0 - 9.2
4.20725 - 4.20775	73 - 74.6	1645.5 - 1646.5	9.3 - 9.5
6.215 - 6.218	74.8 - 75.2	1660 - 1710	10.6 - 12.7
6.26775 - 6.26825	108 - 121.94	1718.8 - 1722.2	13.25 - 13.4
6.31175 - 6.31225	123 - 138	2200 - 2300	14.47 - 14.5
8.291 - 8.294	149.9 - 150.05	2310 – 2390	15.35 - 16.2
8.362 - 8.366	156.52475 - 156.525	2483.5 - 2500	17.7 - 21.4
8.37625 - 8.38675	156.7 - 156.9	2690 - 2900	22.01 - 23.12
8.41425 - 8.41475	162.0125 - 167.17	3260 - 3267	23.6 - 24.0
12.29 - 12.293	167.72 - 173.2	3332 - 3339	31.2 - 31.8
12.51975 - 12.52025	240 - 285	3345.8 - 3358	36.43 - 36.5
12.57675 - 12.57725	322 - 335.4	3600 - 4400	([2])
13.36 - 13.41	--	--	--

For 15.407(b) requirement:

For transmitters operating in the 5.15-5.25 GHz band: All emissions outside of the 5.15-5.35 GHz band shall not exceed an e.i.r.p. of −27 dBm/MHz.

For transmitters operating in the 5.25-5.35 GHz band: All emissions outside of the 5.15-5.35 GHz band shall not exceed an e.i.r.p. of −27 dBm/MHz.

For transmitters operating in the 5.47-5.725 GHz band: All emissions outside of the 5.47-5.725 GHz band shall not exceed an e.i.r.p. of −27 dBm/MHz.

For transmitters operating in the 5.725-5.85 GHz band:

All emissions shall be limited to a level of −27 dBm/MHz at 75 MHz or more above or below the band edge increasing linearly to 10 dBm/MHz at 25 MHz above or below the band edge, and from 25 MHz

above or below the band edge increasing linearly to a level of 15.6 dBm/MHz at 5 MHz above or below the band edge, and from 5 MHz above or below the band edge increasing linearly to a level of 27 dBm/MHz at the band edge.

All out of band emissions appearing in a restricted band as specified in Section 15.205 of the Title 47 CFR must not exceed the limits shown in Table per Section 15.209.

FCC Part 15 Subpart C Paragraph 15.209		
Frequency [MHz]	Field Strength [uV/m]	Measured Distance [Meters]
0.009 – 0.490	2400/F (kHz)	300
0.490 – 1.705	24000/F (kHz)	30
1.705 - 30	30	30
30 - 88	100	3
88 - 216	150	3
216 - 960	200	3
Above 960	500	3

7.8.2.Test Result

Site: AC1	Time: 2018/07/04 - 06:14
Limit: FCC_Part15.209_RE(3m)	Engineer: Cat Hu
Probe: BBHA9120D_1-18GHz	Polarity: Horizontal
EUT: VR All-In-One Headset	Power: AC 120V/60Hz
Test Mode: Transmit by 802.11a at channel 5180MHz Ant 1 + 2	

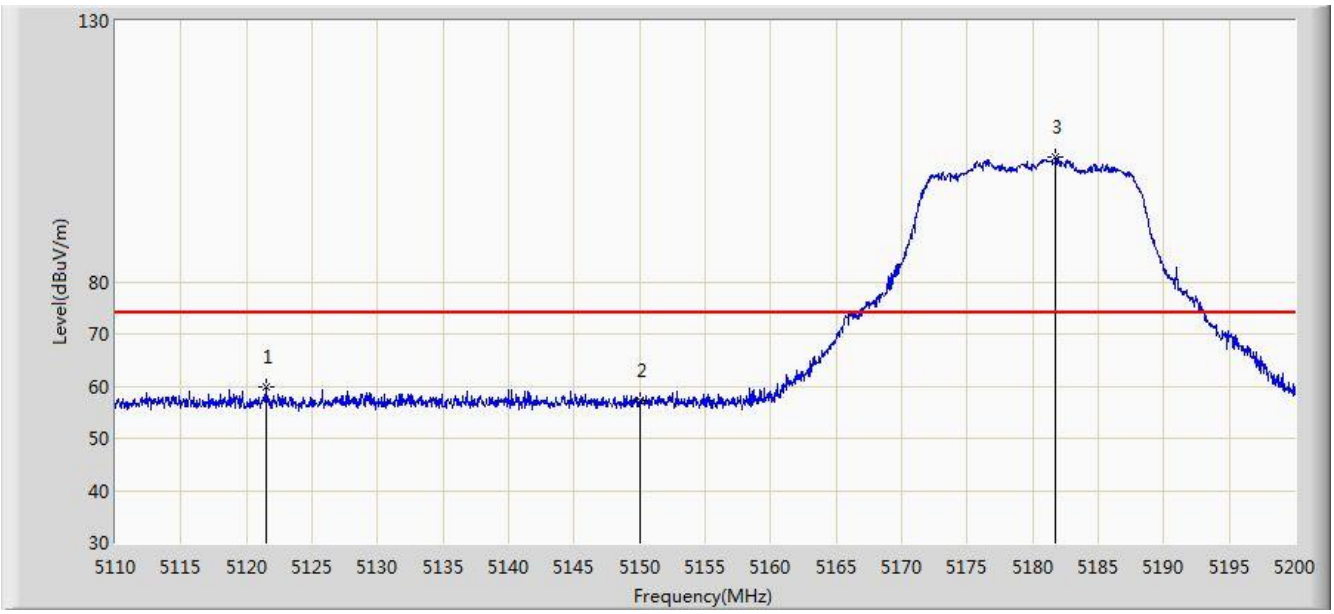

No	Flag	Mark	Frequency (MHz)	Measure Level (dBuV/m)	Reading Level (dBuV)	Over Limit (dB)	Limit (dBuV/m)	Factor (dB)	Type
1			5121.475	59.935	53.287	-14.065	74.000	6.648	PK
2			5150.000	57.192	50.630	-16.808	74.000	6.562	PK
3		*	5181.775	103.999	97.569	N/A	N/A	6.430	PK

Note: Measure Level (dBμV/m) = Reading Level (dBμV) + Factor (dB)

Factor (dB) = Cable Loss (dB) + Antenna Factor (dB/m) + Pre_Amplifier Gain (dB)

Site: AC1	Time: 2018/07/04 - 06:25
Limit: FCC_Part15.209_RE(3m)	Engineer: Cat Hu
Probe: BBHA9120D_1-18GHz	Polarity: Horizontal
EUT: VR All-In-One Headset	Power: AC 120V/60Hz
Test Mode: Transmit by 802.11a at channel 5180MHz Ant 1 + 2	

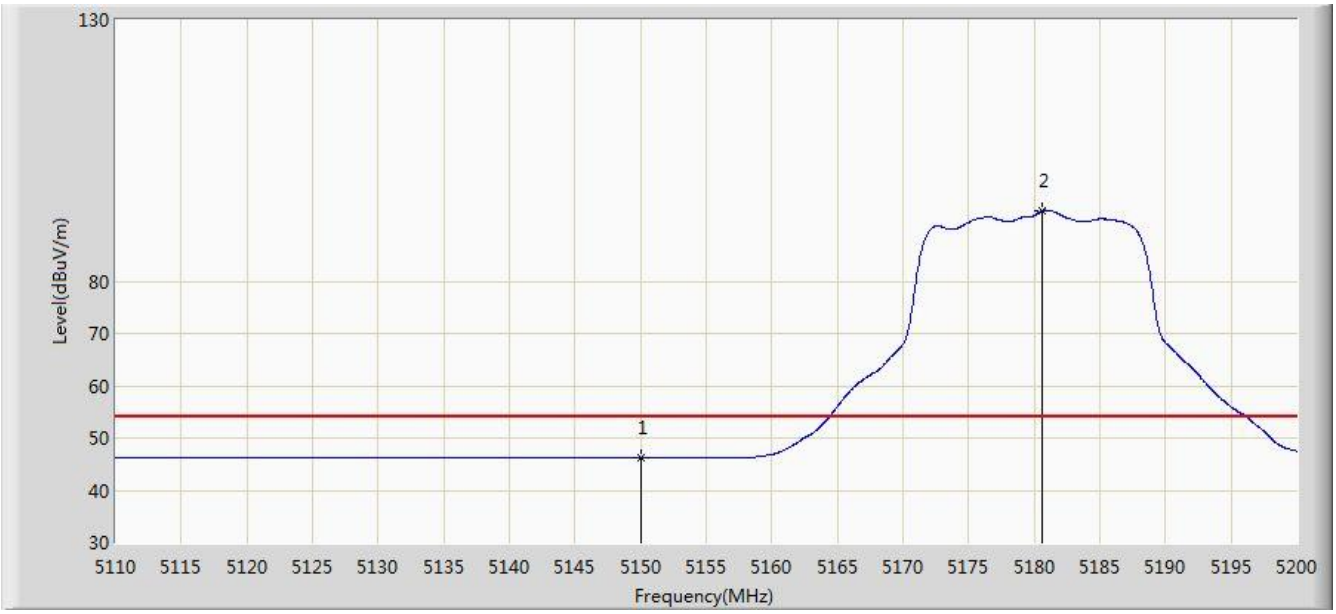

No	Flag	Mark	Frequency (MHz)	Measure Level (dBuV/m)	Reading Level (dBuV)	Over Limit (dB)	Limit (dBuV/m)	Factor (dB)	Type
1			5150.000	46.162	39.600	-7.838	54.000	6.562	AV
2		*	5180.560	93.513	87.073	N/A	N/A	6.440	AV

Note: Measure Level (dBμV/m) = Reading Level (dBμV) + Factor (dB)

Factor (dB) = Cable Loss (dB) + Antenna Factor (dB/m) + Pre_Amplifier Gain (dB)

Site: AC1	Time: 2018/07/04 - 06:26
Limit: FCC_Part15.209_RE(3m)	Engineer: Cat Hu
Probe: BBHA9120D_1-18GHz	Polarity: Vertical
EUT: VR All-In-One Headset	Power: AC 120V/60Hz
Test Mode: Transmit by 802.11a at channel 5180MHz Ant 1 + 2	

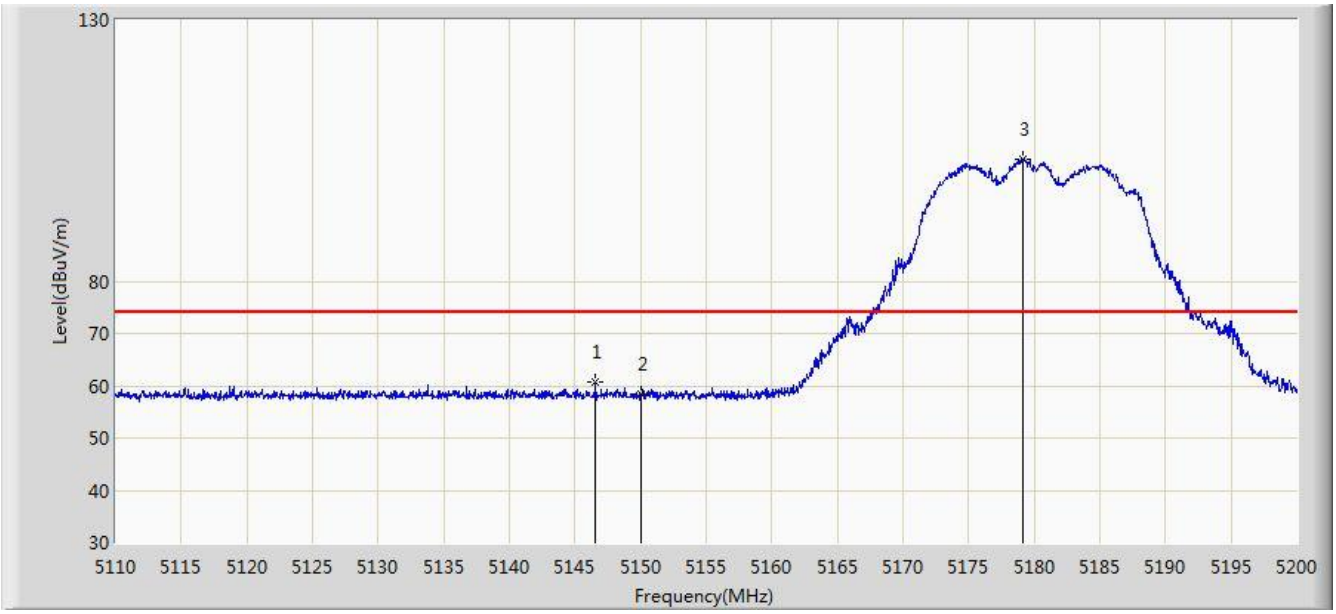

No	Flag	Mark	Frequency (MHz)	Measure Level (dBuV/m)	Reading Level (dBuV)	Over Limit (dB)	Limit (dBuV/m)	Factor (dB)	Type
1			5146.540	60.752	54.185	-13.248	74.000	6.567	PK
2			5150.000	58.298	51.736	-15.702	74.000	6.562	PK
3		*	5179.120	103.451	97.000	N/A	N/A	6.451	PK

Note: Measure Level (dBμV/m) = Reading Level (dBμV) + Factor (dB)

Factor (dB) = Cable Loss (dB) + Antenna Factor (dB/m) + Pre_Amplifier Gain (dB)

Site: AC1	Time: 2018/07/04 - 06:29
Limit: FCC_Part15.209_RE(3m)	Engineer: Cat Hu
Probe: BBHA9120D_1-18GHz	Polarity: Vertical
EUT: VR All-In-One Headset	Power: AC 120V/60Hz
Test Mode: Transmit by 802.11a at channel 5180MHz Ant 1 + 2	

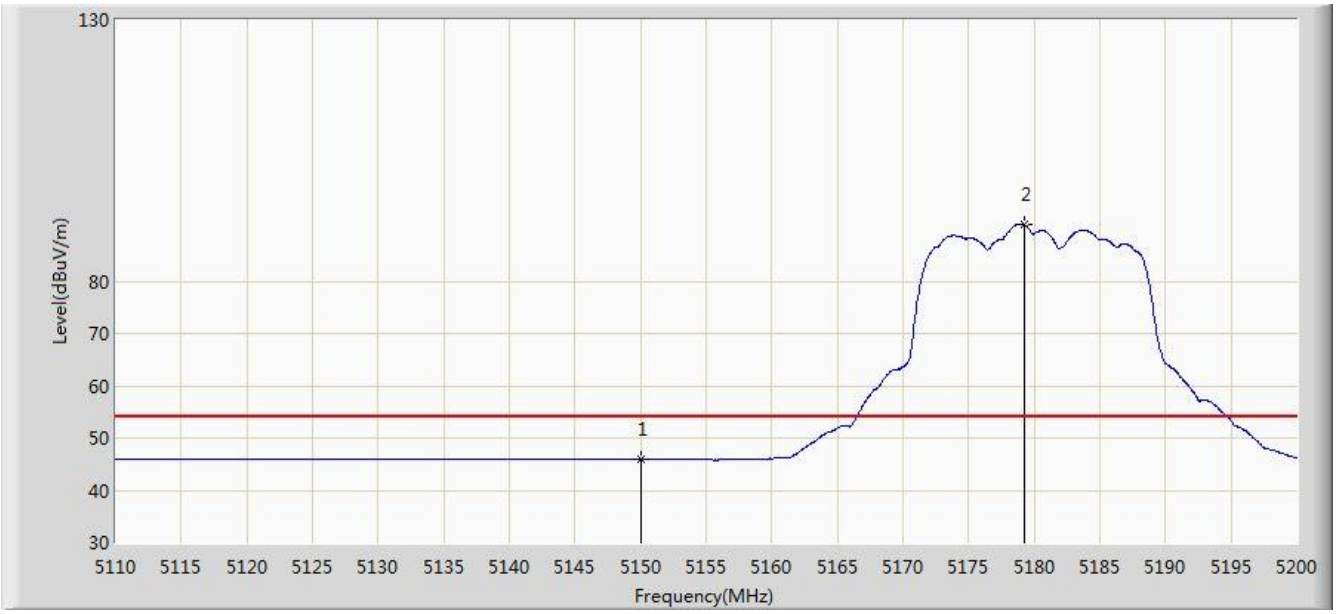

No	Flag	Mark	Frequency (MHz)	Measure Level (dBuV/m)	Reading Level (dBuV)	Over Limit (dB)	Limit (dBuV/m)	Factor (dB)	Type
1			5150.000	45.897	39.335	-8.103	54.000	6.562	AV
2		*	5179.255	90.772	84.322	N/A	N/A	6.451	AV

Note: Measure Level (dBμV/m) = Reading Level (dBμV) + Factor (dB)

Factor (dB) = Cable Loss (dB) + Antenna Factor (dB/m) + Pre_Amplifier Gain (dB)

Site: AC1	Time: 2018/07/04 - 06:30
Limit: FCC_Part15.209_RE(3m)	Engineer: Cat Hu
Probe: BBHA9120D_1-18GHz	Polarity: Horizontal
EUT: VR All-In-One Headset	Power: AC 120V/60Hz
Test Mode: Transmit by 802.11a at channel 5320MHz Ant 1 + 2	

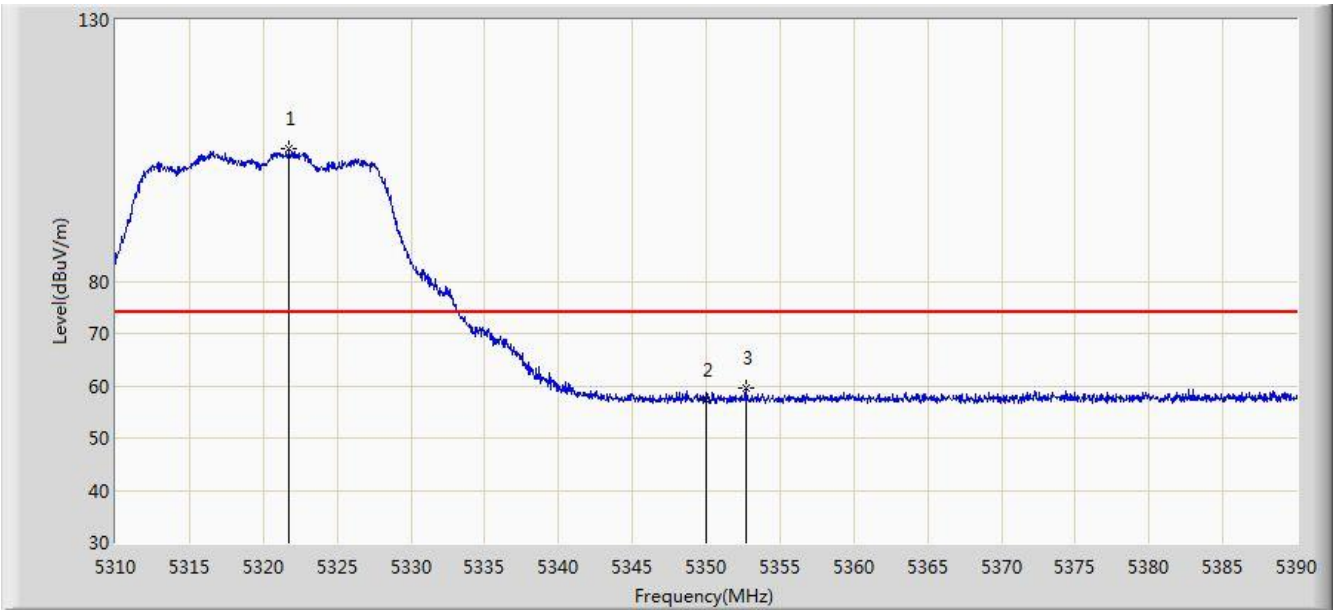

No	Flag	Mark	Frequency (MHz)	Measure Level (dBuV/m)	Reading Level (dBuV)	Over Limit (dB)	Limit (dBuV/m)	Factor (dB)	Type
1		*	5321.720	105.360	99.057	N/A	N/A	6.303	PK
2			5350.000	57.146	50.686	-16.854	74.000	6.460	PK
3			5352.680	59.471	52.998	-14.529	74.000	6.473	PK

Note: Measure Level (dBμV/m) = Reading Level (dBμV) + Factor (dB)

Factor (dB) = Cable Loss (dB) + Antenna Factor (dB/m) + Pre_Amplifier Gain (dB)

Site: AC1	Time: 2018/07/04 - 06:32
Limit: FCC_Part15.209_RE(3m)	Engineer: Cat Hu
Probe: BBHA9120D_1-18GHz	Polarity: Horizontal
EUT: VR All-In-One Headset	Power: AC 120V/60Hz
Test Mode: Transmit by 802.11a at channel 5320MHz Ant 1 + 2	

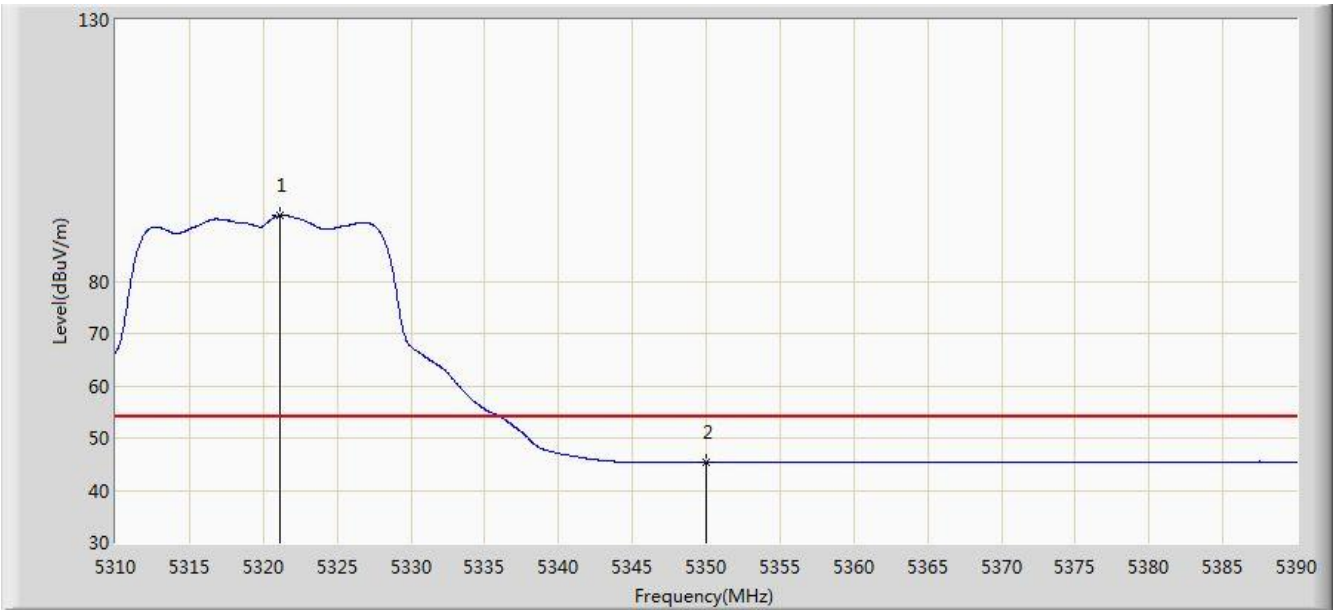

No	Flag	Mark	Frequency (MHz)	Measure Level (dBuV/m)	Reading Level (dBuV)	Over Limit (dB)	Limit (dBuV/m)	Factor (dB)	Type
1		*	5321.160	92.516	86.216	N/A	N/A	6.300	AV
2			5350.000	45.304	38.844	-8.696	54.000	6.460	AV

Note: Measure Level (dBμV/m) = Reading Level (dBμV) + Factor (dB)

Factor (dB) = Cable Loss (dB) + Antenna Factor (dB/m) + Pre_Amplifier Gain (dB)

Site: AC1	Time: 2018/07/04 - 06:33
Limit: FCC_Part15.209_RE(3m)	Engineer: Cat Hu
Probe: BBHA9120D_1-18GHz	Polarity: Vertical
EUT: VR All-In-One Headset	Power: AC 120V/60Hz
Test Mode: Transmit by 802.11a at channel 5320MHz Ant 1 + 2	

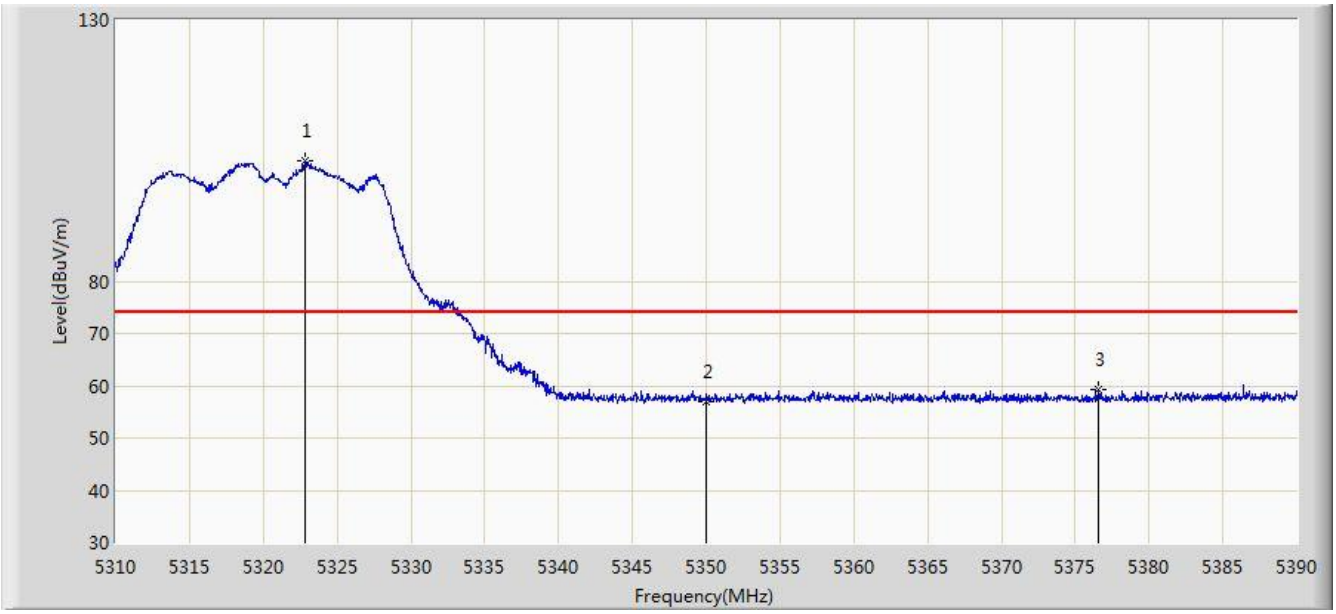

No	Flag	Mark	Frequency (MHz)	Measure Level (dBuV/m)	Reading Level (dBuV)	Over Limit (dB)	Limit (dBuV/m)	Factor (dB)	Type
1		*	5322.880	102.913	96.603	N/A	N/A	6.310	PK
2			5350.000	56.875	50.415	-17.125	74.000	6.460	PK
3			5376.560	59.239	52.699	-14.761	74.000	6.540	PK

Note: Measure Level (dBμV/m) = Reading Level (dBμV) + Factor (dB)

Factor (dB) = Cable Loss (dB) + Antenna Factor (dB/m) + Pre_Amplifier Gain (dB)

Site: AC1	Time: 2018/07/04 - 06:36
Limit: FCC_Part15.209_RE(3m)	Engineer: Cat Hu
Probe: BBHA9120D_1-18GHz	Polarity: Vertical
EUT: VR All-In-One Headset	Power: AC 120V/60Hz
Test Mode: Transmit by 802.11a at channel 5320MHz Ant 1 + 2	

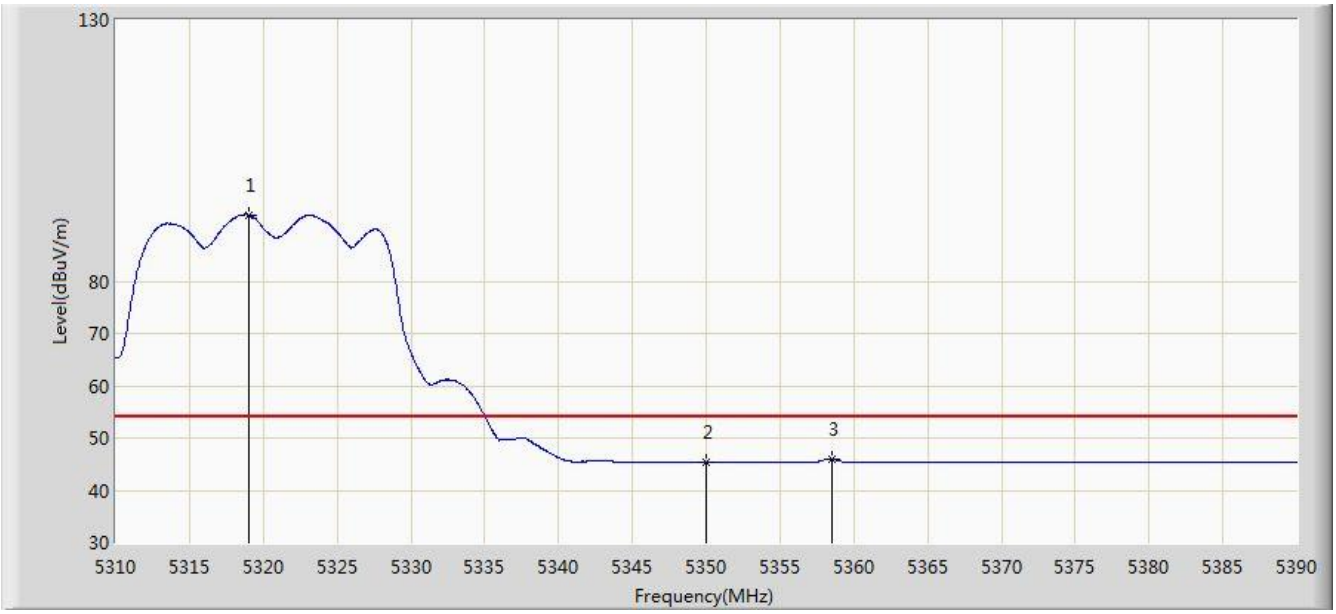

No	Flag	Mark	Frequency (MHz)	Measure Level (dBuV/m)	Reading Level (dBuV)	Over Limit (dB)	Limit (dBuV/m)	Factor (dB)	Type
1		*	5319.040	92.693	86.405	N/A	N/A	6.288	AV
2			5350.000	45.270	38.810	-8.730	54.000	6.460	AV
3			5358.480	46.005	39.512	-7.995	54.000	6.493	AV

Note: Measure Level (dBμV/m) = Reading Level (dBμV) + Factor (dB)

Factor (dB) = Cable Loss (dB) + Antenna Factor (dB/m) + Pre_Amplifier Gain (dB)

Site: AC1	Time: 2018/07/04 - 06:37
Limit: FCC_Part15.209_RE(3m)	Engineer: Cat Hu
Probe: BBHA9120D_1-18GHz	Polarity: Horizontal
EUT: VR All-In-One Headset	Power: AC 120V/60Hz
Test Mode: Transmit by 802.11a at channel 5500MHz Ant 1 + 2	

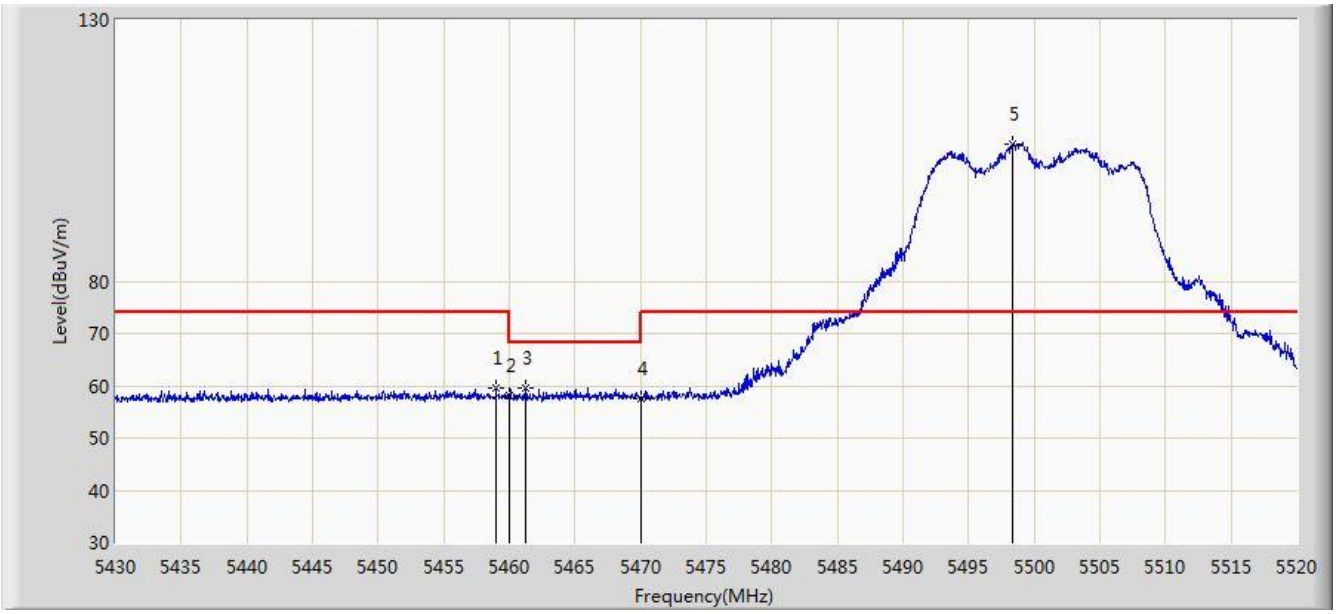

No	Flag	Mark	Frequency (MHz)	Measure Level (dBuV/m)	Reading Level (dBuV)	Over Limit (dB)	Limit (dBuV/m)	Factor (dB)	Type
1			5458.980	59.551	52.754	-14.449	74.000	6.798	PK
2			5460.000	58.057	51.255	-15.943	74.000	6.802	PK
3			5461.185	59.679	52.872	-8.521	68.200	6.807	PK
4			5470.000	57.586	50.741	-10.614	68.200	6.845	PK
5		*	5498.400	106.321	99.499	N/A	N/A	6.822	PK

Note: Measure Level (dBμV/m) = Reading Level (dBμV) + Factor (dB)

Factor (dB) = Cable Loss (dB) + Antenna Factor (dB/m) + Pre_Amplifier Gain (dB)

Site: AC1	Time: 2018/07/04 - 06:40
Limit: FCC_Part15.209_RE(3m)	Engineer: Cat Hu
Probe: BBHA9120D_1-18GHz	Polarity: Horizontal
EUT: VR All-In-One Headset	Power: AC 120V/60Hz
Test Mode: Transmit by 802.11a at channel 5500MHz Ant 1 + 2	

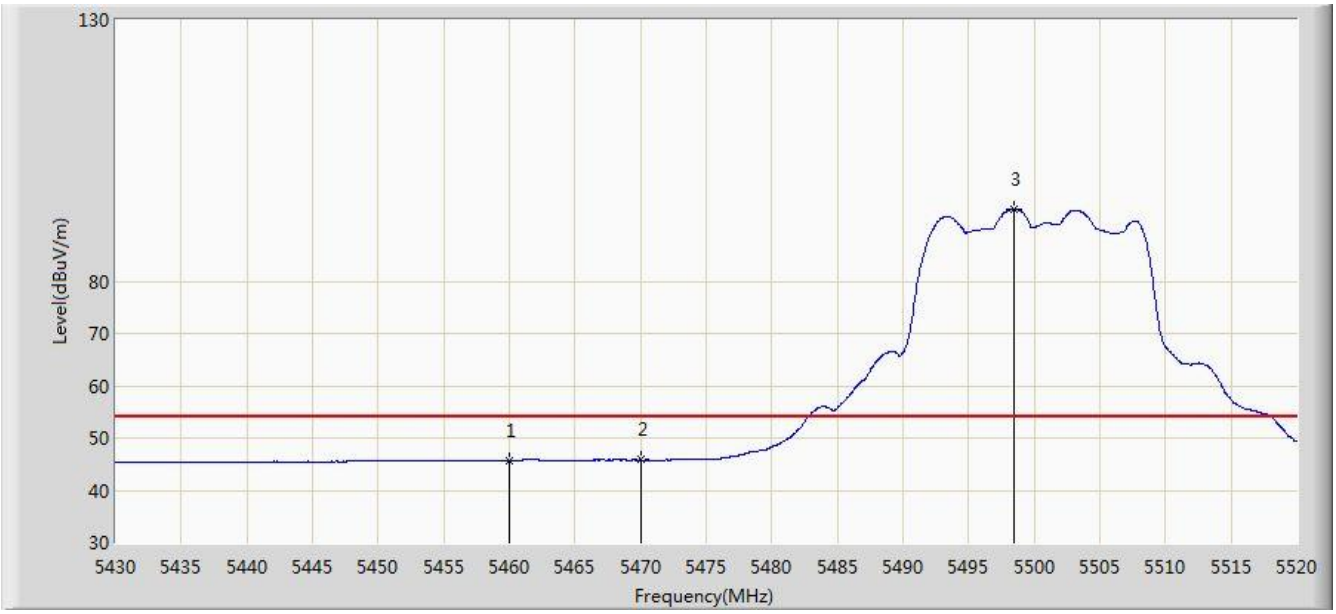

No	Flag	Mark	Frequency (MHz)	Measure Level (dBuV/m)	Reading Level (dBuV)	Over Limit (dB)	Limit (dBuV/m)	Factor (dB)	Type
1			5460.000	45.702	38.900	-8.298	54.000	6.802	AV
2			5470.000	45.799	38.954	-8.201	54.000	6.845	AV
3		*	5498.490	93.824	87.002	N/A	N/A	6.821	AV

Note: Measure Level (dBμV/m) = Reading Level (dBμV) + Factor (dB)

Factor (dB) = Cable Loss (dB) + Antenna Factor (dB/m) + Pre_Amplifier Gain (dB)

Site: AC1	Time: 2018/07/04 - 06:41
Limit: FCC_Part15.209_RE(3m)	Engineer: Cat Hu
Probe: BBHA9120D_1-18GHz	Polarity: Vertical
EUT: VR All-In-One Headset	Power: AC 120V/60Hz
Test Mode: Transmit by 802.11a at channel 5500MHz Ant 1 + 2	

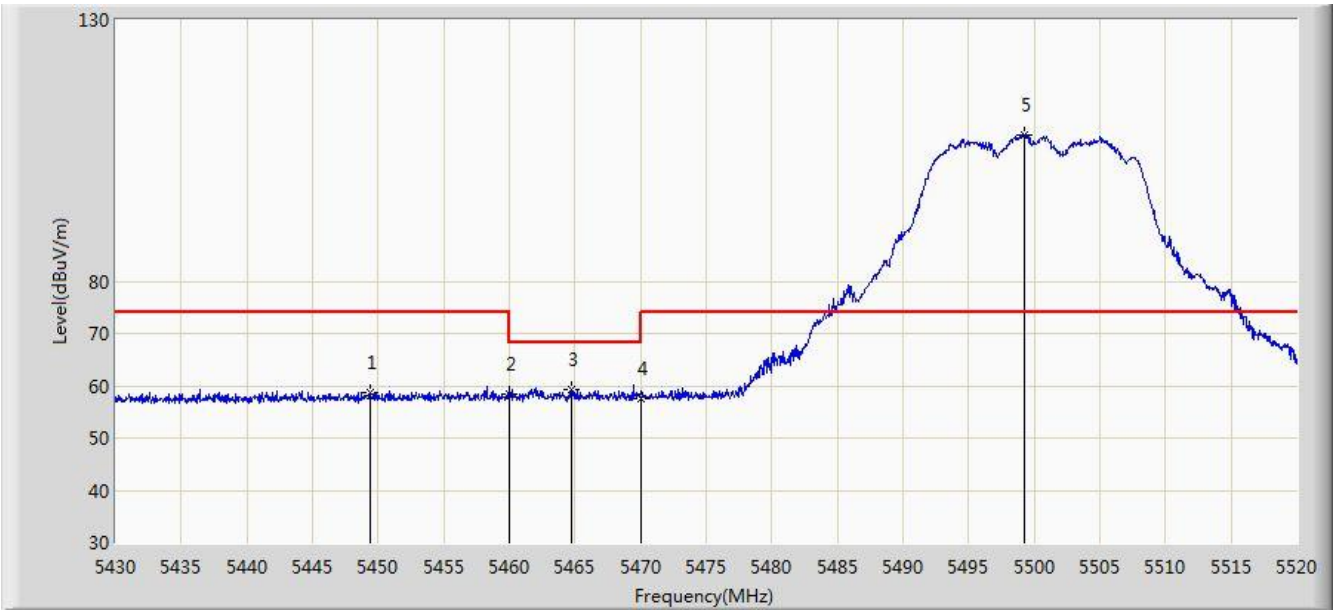

No	Flag	Mark	Frequency (MHz)	Measure Level (dBuV/m)	Reading Level (dBuV)	Over Limit (dB)	Limit (dBuV/m)	Factor (dB)	Type
1			5449.395	58.785	52.045	-15.215	74.000	6.740	PK
2			5460.000	58.323	51.521	-15.677	74.000	6.802	PK
3			5464.695	59.408	52.586	-8.792	68.200	6.822	PK
4			5470.000	57.597	50.752	-10.603	68.200	6.845	PK
5		*	5499.300	108.076	101.256	N/A	N/A	6.820	PK

Note: Measure Level (dBμV/m) = Reading Level (dBμV) + Factor (dB)

Factor (dB) = Cable Loss (dB) + Antenna Factor (dB/m) + Pre_Amplifier Gain (dB)

Site: AC1	Time: 2018/07/04 - 06:43
Limit: FCC_Part15.209_RE(3m)	Engineer: Cat Hu
Probe: BBHA9120D_1-18GHz	Polarity: Vertical
EUT: VR All-In-One Headset	Power: AC 120V/60Hz
Test Mode: Transmit by 802.11a at channel 5500MHz Ant 1 + 2	

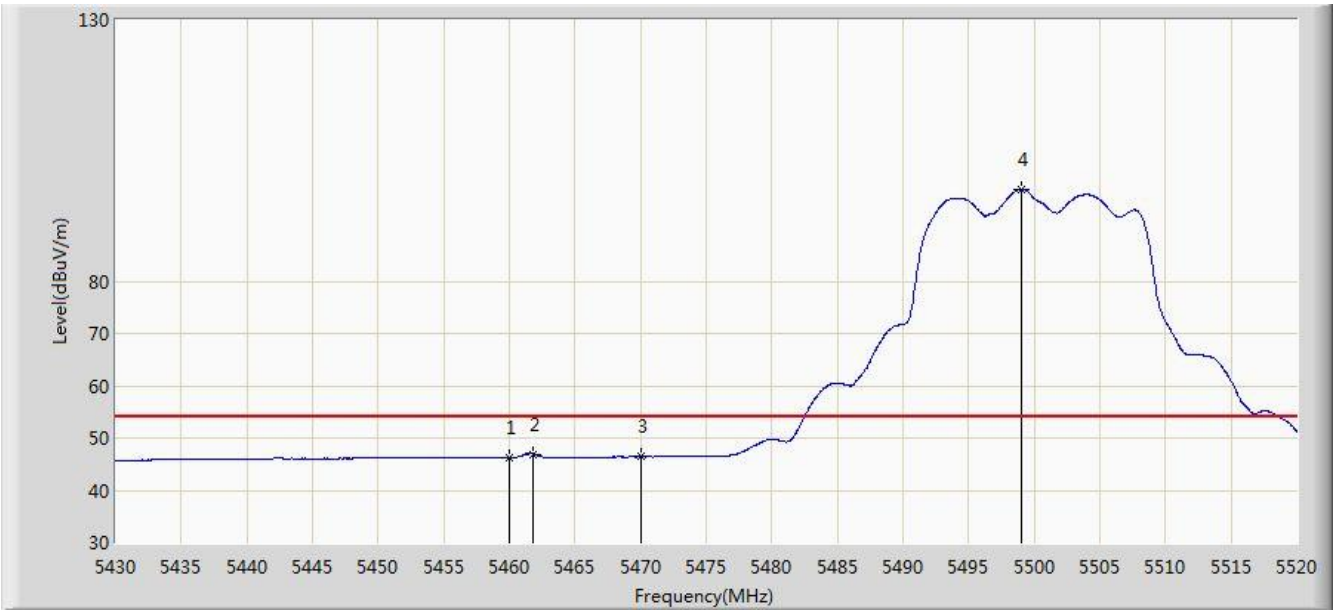

No	Flag	Mark	Frequency (MHz)	Measure Level (dBuV/m)	Reading Level (dBuV)	Over Limit (dB)	Limit (dBuV/m)	Factor (dB)	Type
1			5460.000	46.307	39.505	-7.693	54.000	6.802	AV
2			5461.860	46.955	40.145	-7.045	54.000	6.809	AV
3			5470.000	46.381	39.536	-7.619	54.000	6.845	AV
4		*	5499.075	97.625	90.804	N/A	N/A	6.821	AV

Note: Measure Level (dBμV/m) = Reading Level (dBμV) + Factor (dB)

Factor (dB) = Cable Loss (dB) + Antenna Factor (dB/m) + Pre_Amplifier Gain (dB)

Site: AC1	Time: 2018/07/04 - 06:44
Limit: FCC_Part15.209_RE(3m)	Engineer: Cat Hu
Probe: BBHA9120D_1-18GHz	Polarity: Horizontal
EUT: VR All-In-One Headset	Power: AC 120V/60Hz
Test Mode: Transmit by 802.11a at channel 5700MHz Ant 1 + 2	

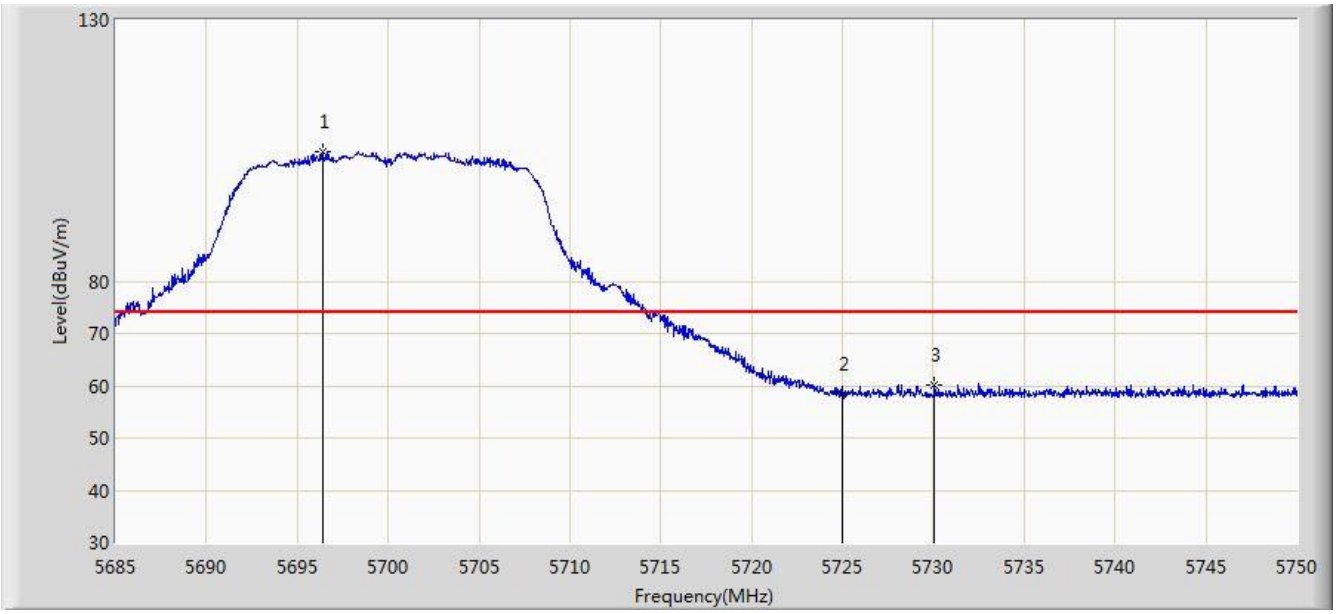

No	Flag	Mark	Frequency (MHz)	Measure Level (dBuV/m)	Reading Level (dBuV)	Over Limit (dB)	Limit (dBuV/m)	Factor (dB)	Type
1		*	5696.408	104.701	97.560	N/A	N/A	7.141	PK
2			5725.000	58.389	51.061	-15.611	74.000	7.328	PK
3			5730.078	60.045	52.694	-13.955	74.000	7.351	PK

Note: Measure Level (dBμV/m) = Reading Level (dBμV) + Factor (dB)

Factor (dB) = Cable Loss (dB) + Antenna Factor (dB/m) + Pre_Amplifier Gain (dB)

Site: AC1	Time: 2018/07/04 - 06:47
Limit: FCC_Part15.209_RE(3m)	Engineer: Cat Hu
Probe: BBHA9120D_1-18GHz	Polarity: Horizontal
EUT: VR All-In-One Headset	Power: AC 120V/60Hz
Test Mode: Transmit by 802.11a at channel 5700MHz Ant 1 + 2	

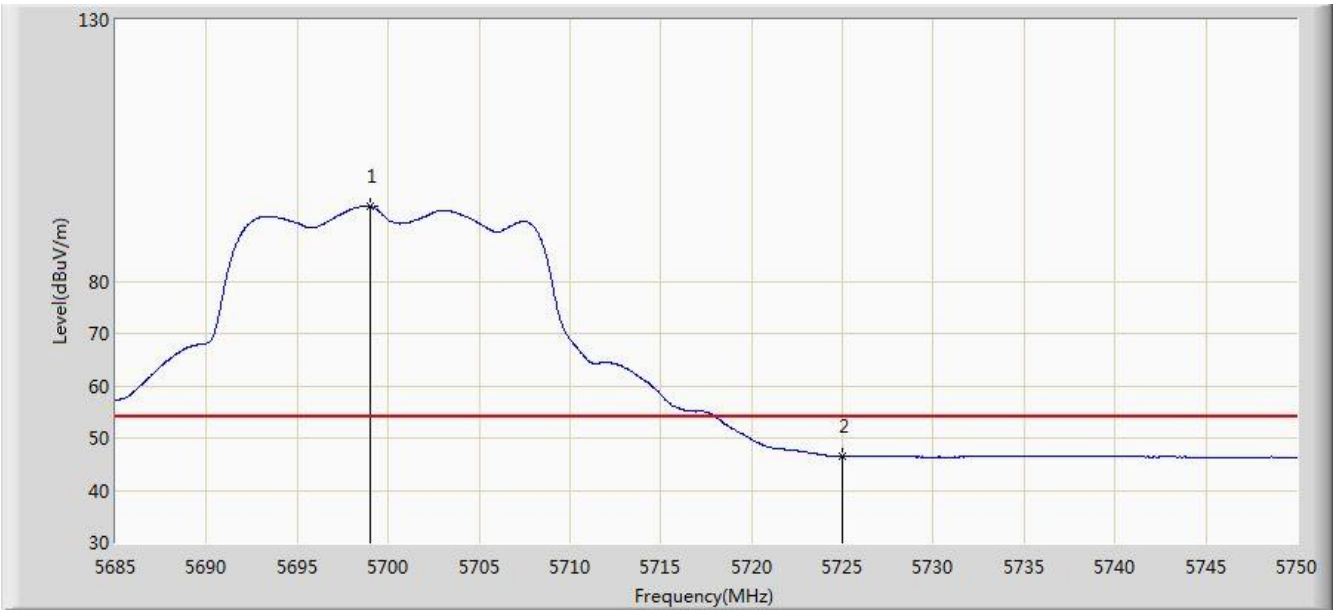

No	Flag	Mark	Frequency (MHz)	Measure Level (dBuV/m)	Reading Level (dBuV)	Over Limit (dB)	Limit (dBuV/m)	Factor (dB)	Type
1		*	5699.007	94.316	87.157	N/A	N/A	7.158	AV
2			5725.000	46.513	39.185	-7.487	54.000	7.328	AV

Note: Measure Level (dBμV/m) = Reading Level (dBμV) + Factor (dB)

Factor (dB) = Cable Loss (dB) + Antenna Factor (dB/m) + Pre_Amplifier Gain (dB)

Site: AC1	Time: 2018/07/04 - 06:48
Limit: FCC_Part15.209_RE(3m)	Engineer: Cat Hu
Probe: BBHA9120D_1-18GHz	Polarity: Vertical
EUT: VR All-In-One Headset	Power: AC 120V/60Hz
Test Mode: Transmit by 802.11a at channel 5700MHz Ant 1 + 2	

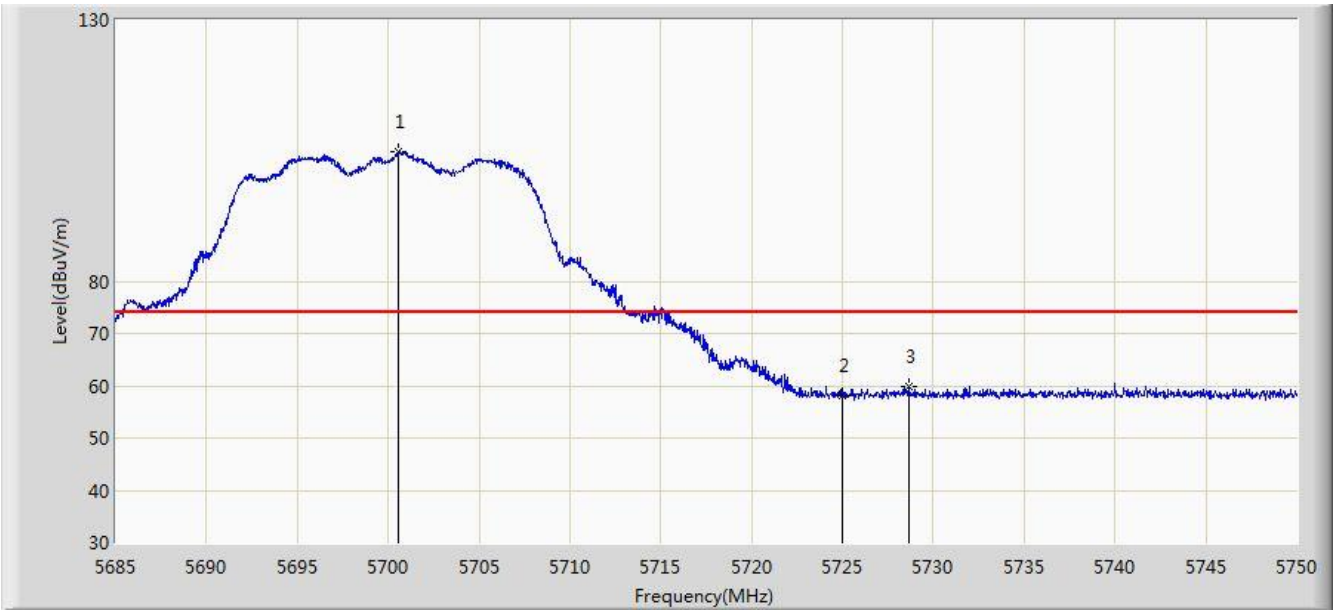

No	Flag	Mark	Frequency (MHz)	Measure Level (dBuV/m)	Reading Level (dBuV)	Over Limit (dB)	Limit (dBuV/m)	Factor (dB)	Type
1		*	5700.567	104.694	97.525	N/A	N/A	7.169	PK
2			5725.000	58.062	50.734	-15.938	74.000	7.328	PK
3			5728.680	59.763	52.418	-14.237	74.000	7.345	PK

Note: Measure Level (dBμV/m) = Reading Level (dBμV) + Factor (dB)

Factor (dB) = Cable Loss (dB) + Antenna Factor (dB/m) + Pre_Amplifier Gain (dB)

Site: AC1	Time: 2018/07/04 - 06:49
Limit: FCC_Part15.209_RE(3m)	Engineer: Cat Hu
Probe: BBHA9120D_1-18GHz	Polarity: Vertical
EUT: VR All-In-One Headset	Power: AC 120V/60Hz
Test Mode: Transmit by 802.11a at channel 5700MHz Ant 1 + 2	

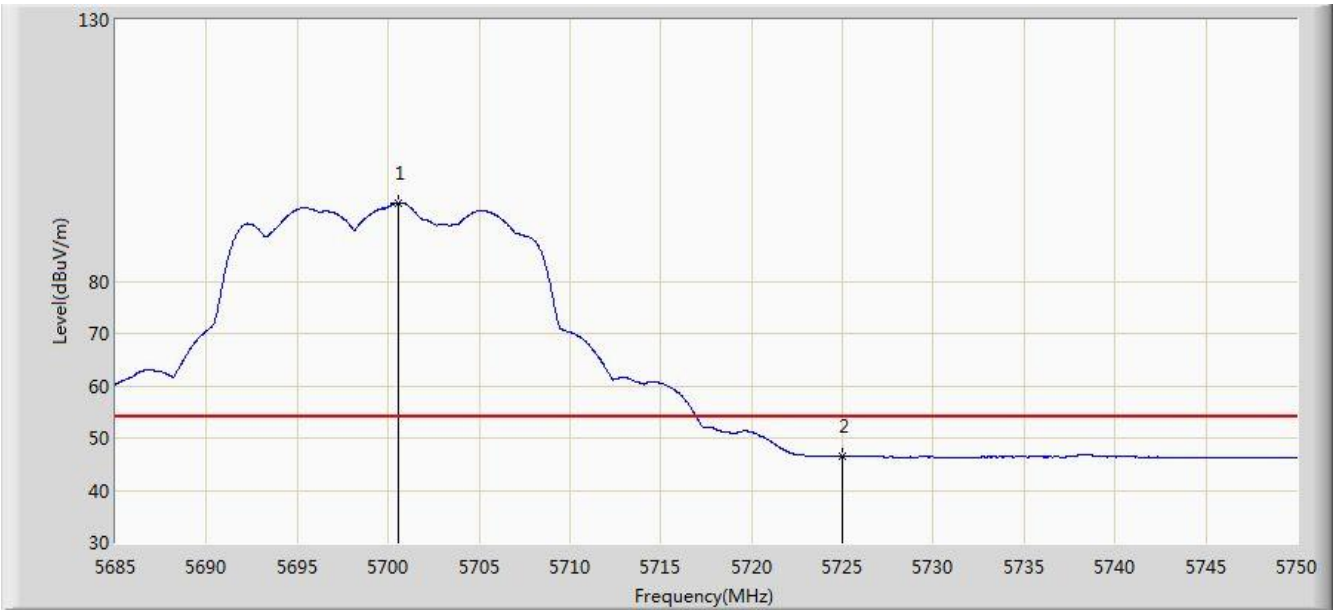

No	Flag	Mark	Frequency (MHz)	Measure Level (dBuV/m)	Reading Level (dBuV)	Over Limit (dB)	Limit (dBuV/m)	Factor (dB)	Type
1		*	5700.535	94.936	87.767	N/A	N/A	7.169	AV
2			5725.000	46.540	39.212	-7.460	54.000	7.328	AV

Note: Measure Level (dBμV/m) = Reading Level (dBμV) + Factor (dB)

Factor (dB) = Cable Loss (dB) + Antenna Factor (dB/m) + Pre_Amplifier Gain (dB)

Site: AC1	Time: 2018/07/04 - 06:51
Limit: FCC_Part15.407_RE(3m)	Engineer: Cat Hu
Probe: BBHA9120D_1-18GHz	Polarity: Horizontal
EUT: VR All-In-One Headset	Power: AC 120V/60Hz
Test Mode: Transmit by 802.11a at channel 5745MHz Ant 1 + 2	

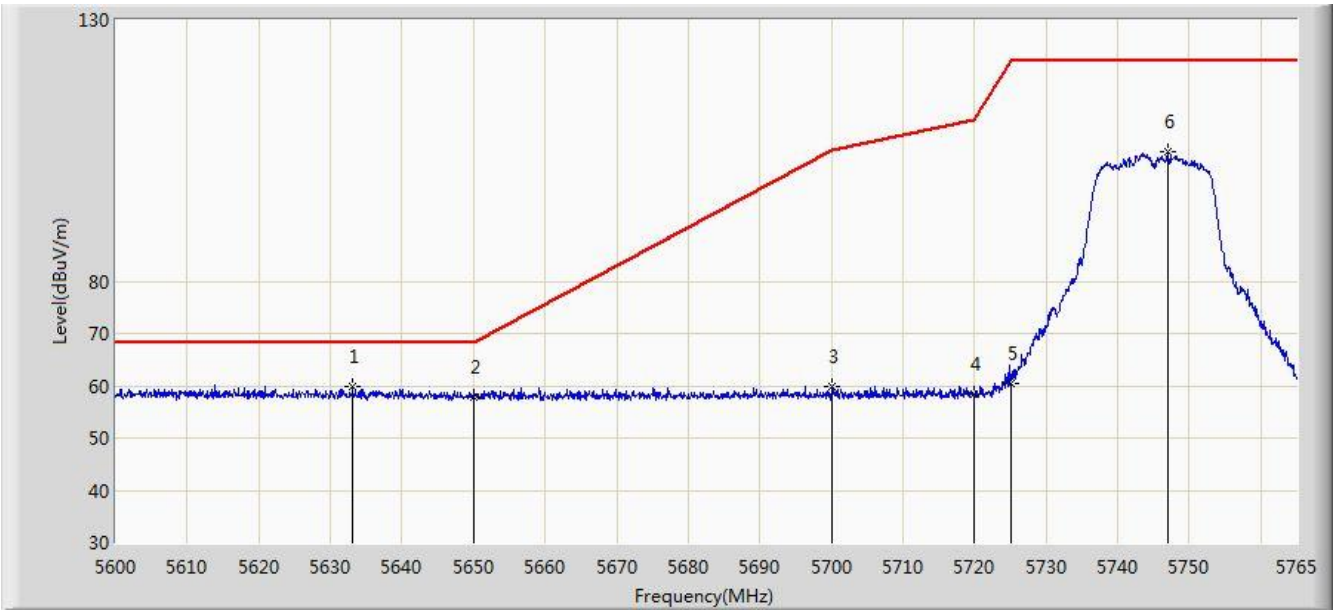

No	Flag	Mark	Frequency (MHz)	Measure Level (dBuV/m)	Reading Level (dBuV)	Over Limit (dB)	Limit (dBuV/m)	Factor (dB)	Type
1		*	5633.083	59.825	52.826	-8.375	68.200	6.999	PK
2			5650.000	57.735	50.730	-10.465	68.200	7.005	PK
3			5700.000	59.813	52.648	-45.387	105.200	7.165	PK
4			5720.000	58.410	51.111	-52.390	110.800	7.299	PK
5			5725.000	60.449	53.121	-61.751	122.200	7.328	PK
6			5746.933	104.707	97.301	N/A	N/A	7.407	PK

Note: Measure Level (dBμV/m) = Reading Level (dBμV) + Factor (dB)

Factor (dB) = Cable Loss (dB) + Antenna Factor (dB/m) + Pre_Amplifier Gain (dB)

Site: AC1	Time: 2018/07/04 - 06:53
Limit: FCC_Part15.407_RE(3m)	Engineer: Cat Hu
Probe: BBHA9120D_1-18GHz	Polarity: Vertical
EUT: VR All-In-One Headset	Power: AC 120V/60Hz
Test Mode: Transmit by 802.11a at channel 5745MHz Ant 1 + 2	

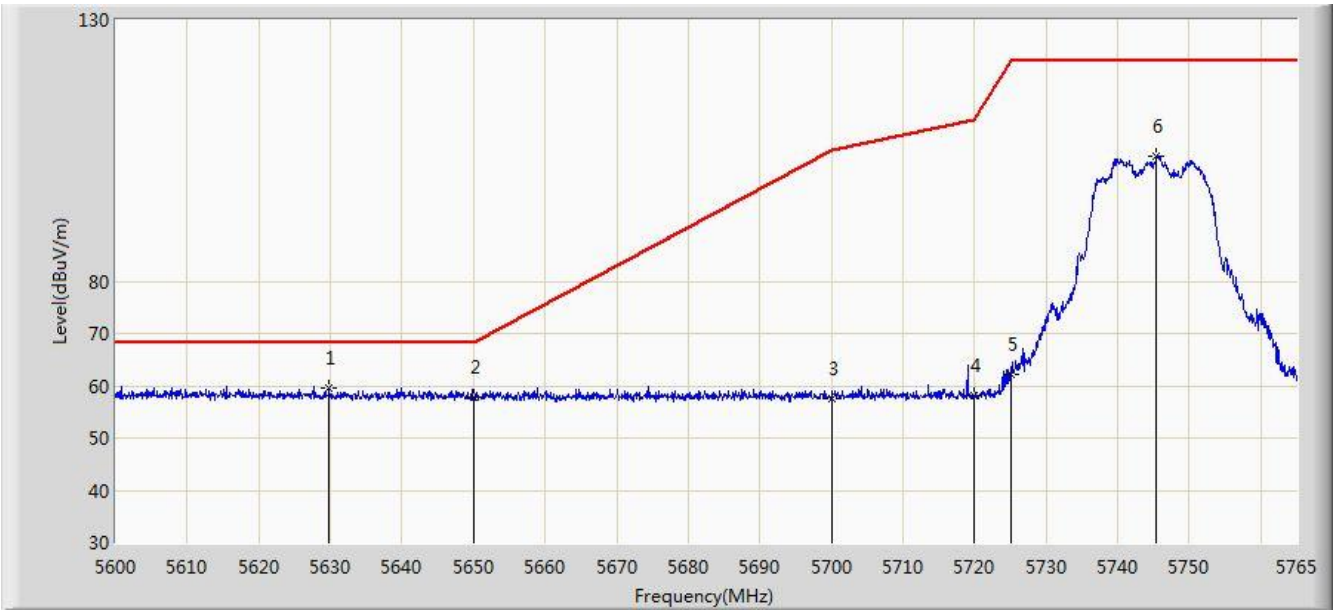

No	Flag	Mark	Frequency (MHz)	Measure Level (dBuV/m)	Reading Level (dBuV)	Over Limit (dB)	Limit (dBuV/m)	Factor (dB)	Type
1		*	5629.865	59.698	52.693	-8.502	68.200	7.005	PK
2			5650.000	57.756	50.751	-10.444	68.200	7.005	PK
3			5700.000	57.407	50.242	-47.793	105.200	7.165	PK
4			5720.000	58.066	50.767	-52.734	110.800	7.299	PK
5			5725.000	62.294	54.966	-59.906	122.200	7.328	PK
6			5745.447	104.013	96.608	N/A	N/A	7.406	PK

Note: Measure Level (dBμV/m) = Reading Level (dBμV) + Factor (dB)

Factor (dB) = Cable Loss (dB) + Antenna Factor (dB/m) + Pre_Amplifier Gain (dB)

Site: AC1	Time: 2018/07/04 - 06:56
Limit: FCC_Part15.407_RE(3m)	Engineer: Cat Hu
Probe: BBHA9120D_1-18GHz	Polarity: Horizontal
EUT: VR All-In-One Headset	Power: AC 120V/60Hz
Test Mode: Transmit by 802.11a at channel 5825MHz Ant 1 + 2	

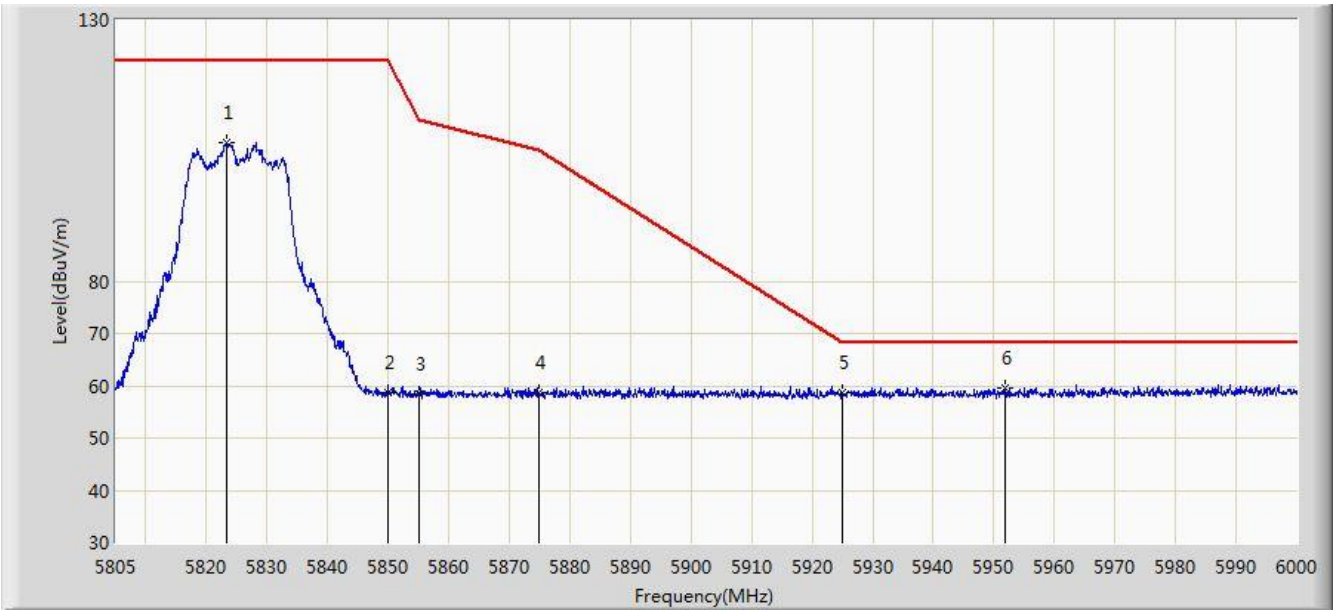

No	Flag	Mark	Frequency (MHz)	Measure Level (dBuV/m)	Reading Level (dBuV)	Over Limit (dB)	Limit (dBuV/m)	Factor (dB)	Type
1			5823.232	106.592	98.942	N/A	N/A	7.650	PK
2			5850.000	58.655	50.882	-63.545	122.200	7.774	PK
3			5855.000	58.280	50.504	-52.520	110.800	7.775	PK
4			5875.000	58.593	50.775	-46.607	105.200	7.818	PK
5			5925.000	58.592	50.773	-9.608	68.200	7.819	PK
6		*	5951.835	59.622	51.778	-8.578	68.200	7.845	PK

Note: Measure Level (dBμV/m) = Reading Level (dBμV) + Factor (dB)

Factor (dB) = Cable Loss (dB) + Antenna Factor (dB/m) + Pre_Amplifier Gain (dB)

Site: AC1	Time: 2018/07/04 - 06:58
Limit: FCC_Part15.407_RE(3m)	Engineer: Cat Hu
Probe: BBHA9120D_1-18GHz	Polarity: Vertical
EUT: VR All-In-One Headset	Power: AC 120V/60Hz
Test Mode: Transmit by 802.11a at channel 5825MHz Ant 1 + 2	

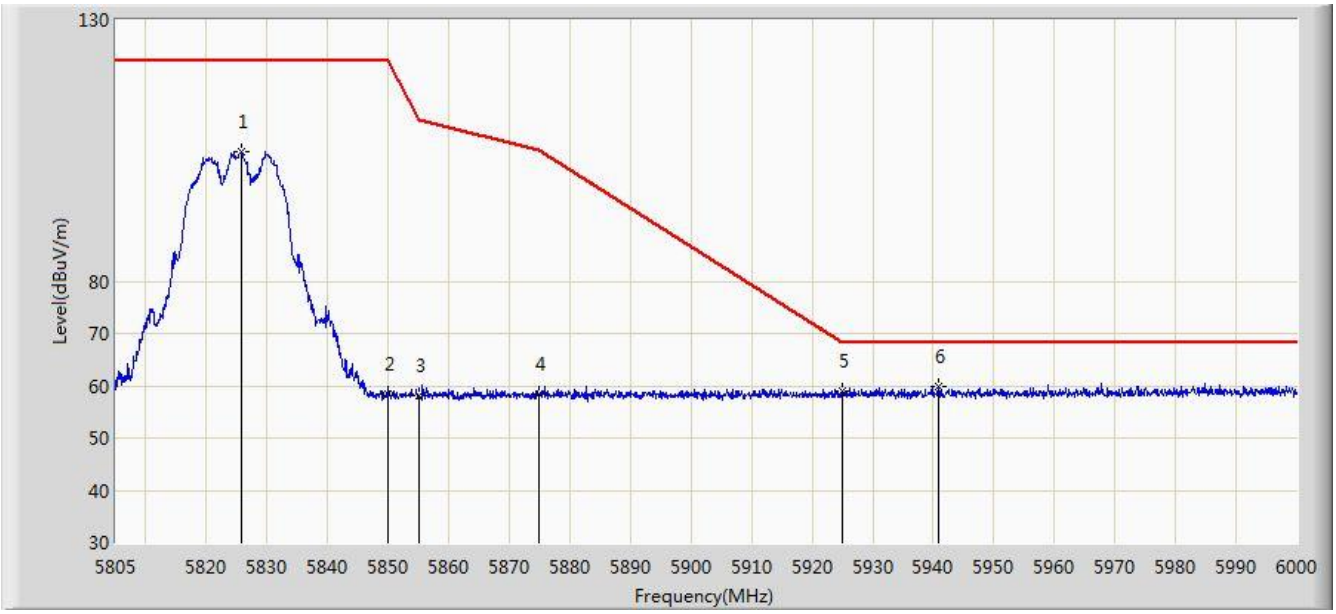

No	Flag	Mark	Frequency (MHz)	Measure Level (dBuV/m)	Reading Level (dBuV)	Over Limit (dB)	Limit (dBuV/m)	Factor (dB)	Type
1			5825.865	104.775	97.113	N/A	N/A	7.663	PK
2			5850.000	58.545	50.772	-63.655	122.200	7.774	PK
3			5855.000	58.107	50.331	-52.693	110.800	7.775	PK
4			5875.000	58.434	50.616	-46.766	105.200	7.818	PK
5			5925.000	59.098	51.279	-9.102	68.200	7.819	PK
6		*	5940.817	59.792	51.955	-8.408	68.200	7.837	PK

Note: Measure Level (dBμV/m) = Reading Level (dBμV) + Factor (dB)

Factor (dB) = Cable Loss (dB) + Antenna Factor (dB/m) + Pre_Amplifier Gain (dB)

Site: AC1	Time: 2018/07/04 - 07:01
Limit: FCC_Part15.209_RE(3m)	Engineer: Cat Hu
Probe: BBHA9120D_1-18GHz	Polarity: Horizontal
EUT: VR All-In-One Headset	Power: AC 120V/60Hz
Test Mode: Transmit by 802.11n-HT20 at channel 5180MHz Ant 1 + 2	

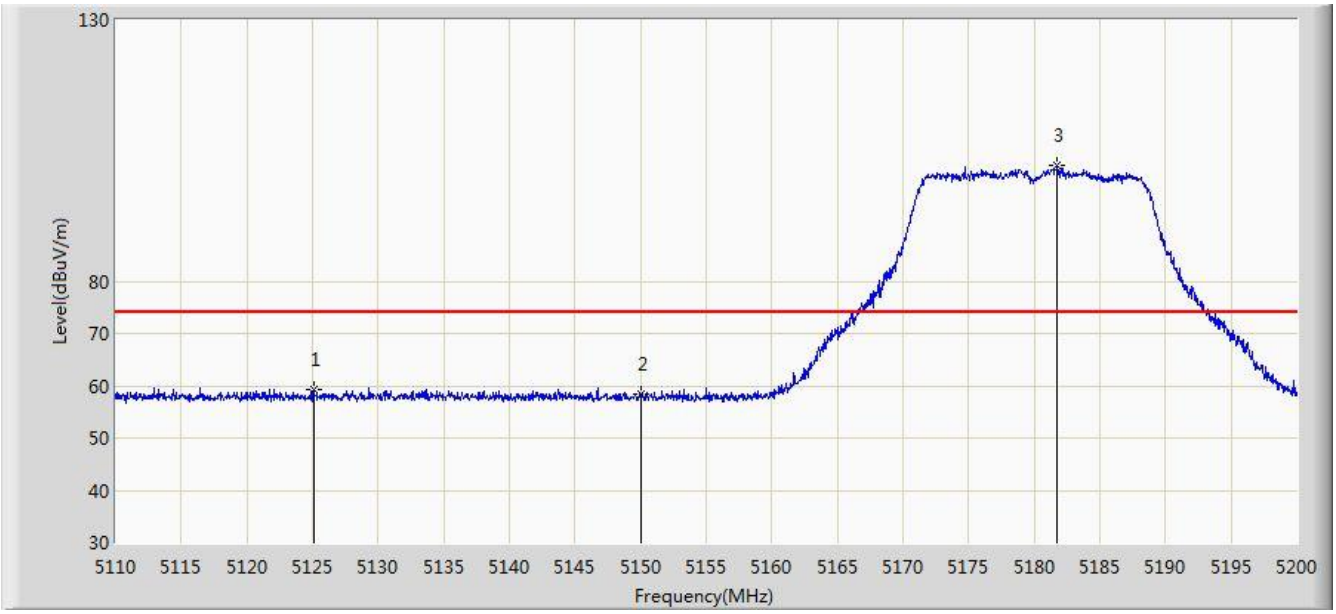

No	Flag	Mark	Frequency (MHz)	Measure Level (dBuV/m)	Reading Level (dBuV)	Over Limit (dB)	Limit (dBuV/m)	Factor (dB)	Type
1			5125.075	59.138	52.488	-14.862	74.000	6.650	PK
2			5150.000	58.389	51.827	-15.611	74.000	6.562	PK
3		*	5181.775	102.250	95.820	N/A	N/A	6.430	PK

Note: Measure Level (dBμV/m) = Reading Level (dBμV) + Factor (dB)

Factor (dB) = Cable Loss (dB) + Antenna Factor (dB/m) + Pre_Amplifier Gain (dB)

Site: AC1	Time: 2018/07/04 - 07:03
Limit: FCC_Part15.209_RE(3m)	Engineer: Cat Hu
Probe: BBHA9120D_1-18GHz	Polarity: Horizontal
EUT: VR All-In-One Headset	Power: AC 120V/60Hz
Test Mode: Transmit by 802.11n-HT20 at channel 5180MHz Ant 1 + 2	

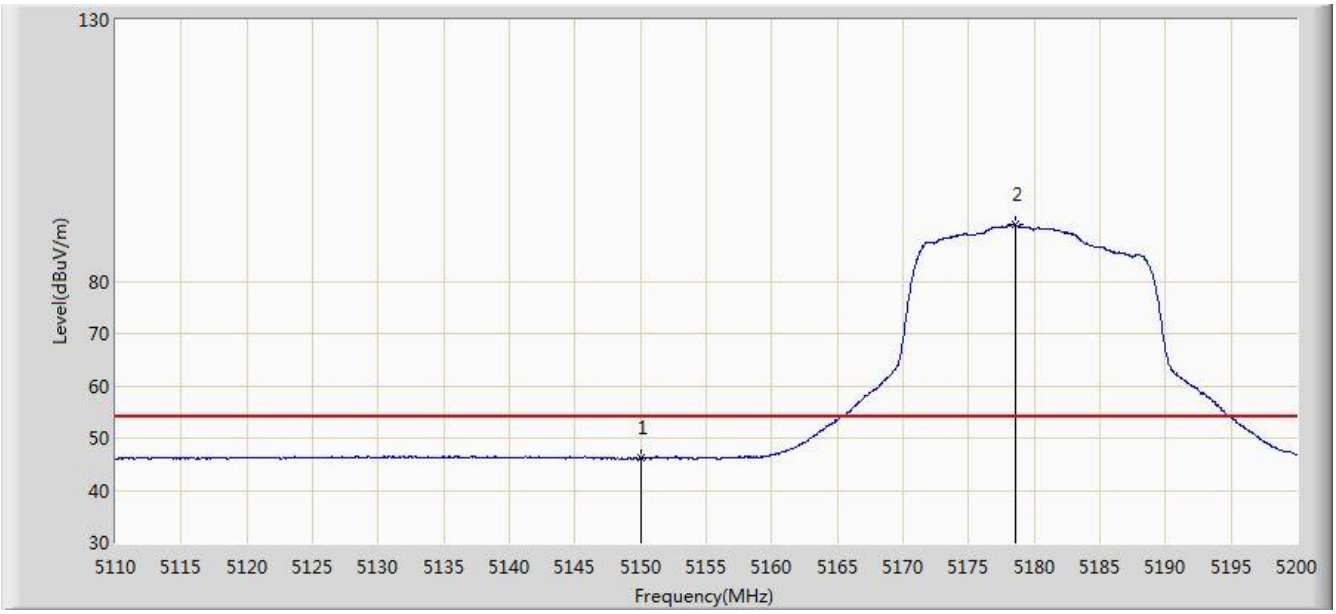

No	Flag	Mark	Frequency (MHz)	Measure Level (dBuV/m)	Reading Level (dBuV)	Over Limit (dB)	Limit (dBuV/m)	Factor (dB)	Type
1			5150.000	46.149	39.587	-7.851	54.000	6.562	AV
2		*	5178.535	90.738	84.282	N/A	N/A	6.456	AV

Note: Measure Level (dBμV/m) = Reading Level (dBμV) + Factor (dB)

Factor (dB) = Cable Loss (dB) + Antenna Factor (dB/m) + Pre_Amplifier Gain (dB)

Site: AC1	Time: 2018/07/04 - 07:04
Limit: FCC_Part15.209_RE(3m)	Engineer: Cat Hu
Probe: BBHA9120D_1-18GHz	Polarity: Vertical
EUT: VR All-In-One Headset	Power: AC 120V/60Hz
Test Mode: Transmit by 802.11n-HT20 at channel 5180MHz Ant 1 + 2	

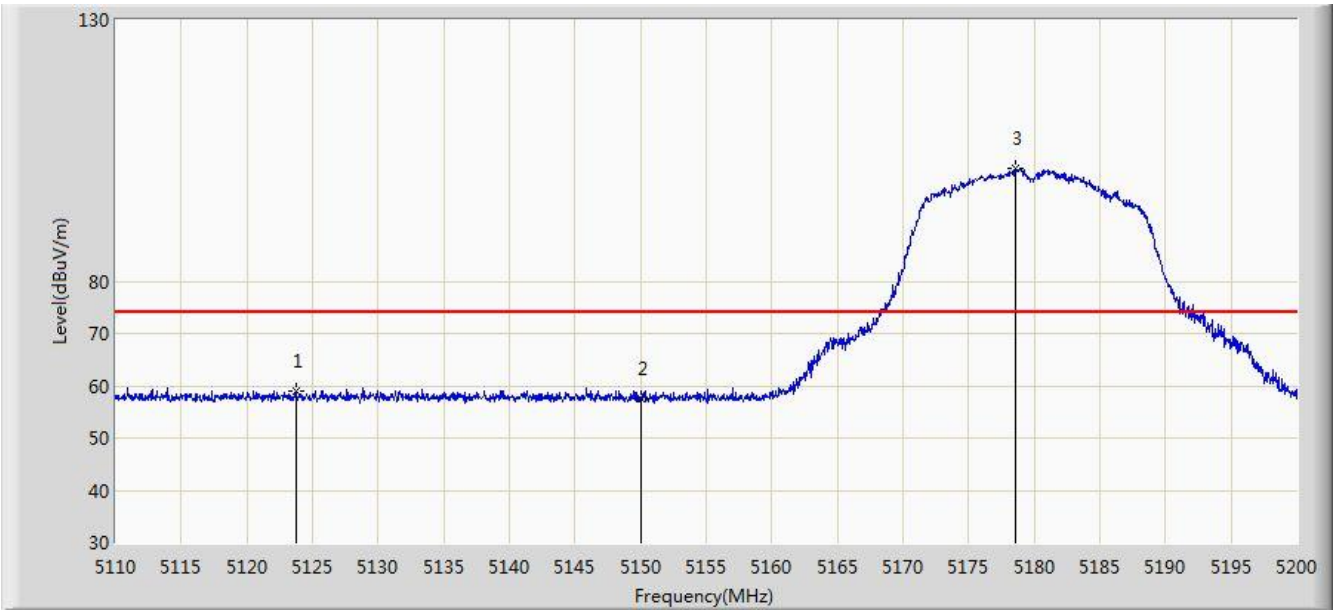

No	Flag	Mark	Frequency (MHz)	Measure Level (dBuV/m)	Reading Level (dBuV)	Over Limit (dB)	Limit (dBuV/m)	Factor (dB)	Type
1			5123.725	59.046	52.397	-14.954	74.000	6.649	PK
2			5150.000	57.599	51.037	-16.401	74.000	6.562	PK
3		*	5178.580	101.540	95.085	N/A	N/A	6.455	PK

Note: Measure Level (dBμV/m) = Reading Level (dBμV) + Factor (dB)

Factor (dB) = Cable Loss (dB) + Antenna Factor (dB/m) + Pre_Amplifier Gain (dB)

Site: AC1	Time: 2018/07/04 - 07:06
Limit: FCC_Part15.209_RE(3m)	Engineer: Cat Hu
Probe: BBHA9120D_1-18GHz	Polarity: Vertical
EUT: VR All-In-One Headset	Power: AC 120V/60Hz
Test Mode: Transmit by 802.11n-HT20 at channel 5180MHz Ant 1 + 2	

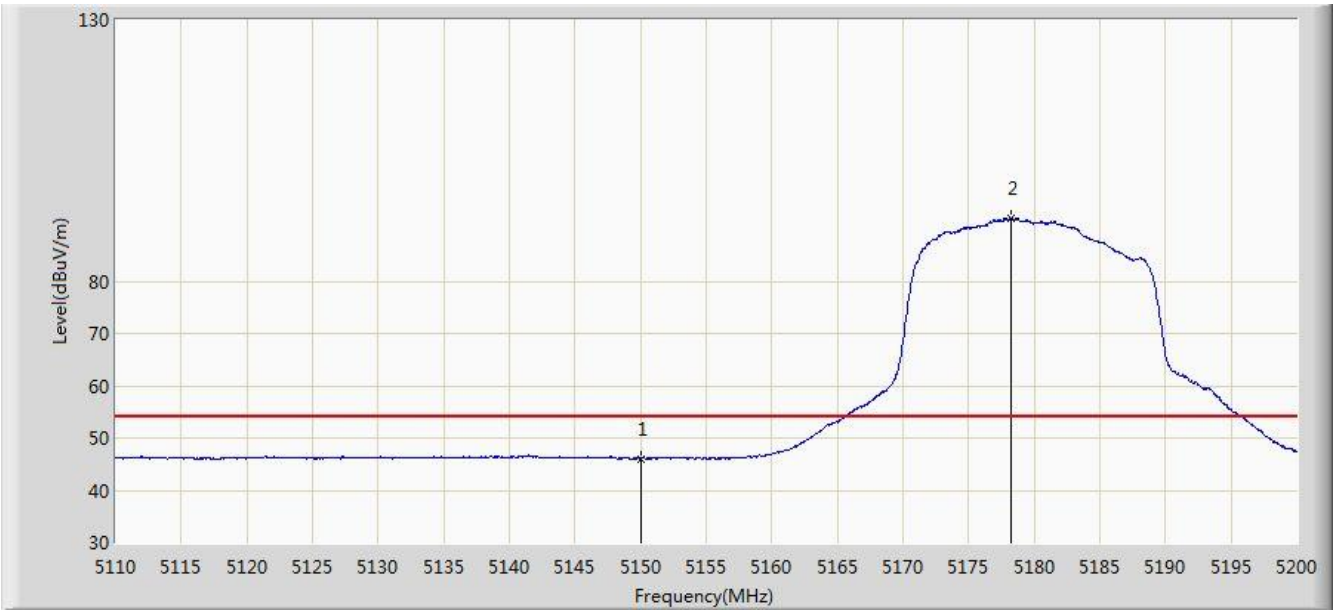

No	Flag	Mark	Frequency (MHz)	Measure Level (dBuV/m)	Reading Level (dBuV)	Over Limit (dB)	Limit (dBuV/m)	Factor (dB)	Type
1			5150.000	46.068	39.506	-7.932	54.000	6.562	AV
2		*	5178.220	91.983	85.525	N/A	N/A	6.458	AV

Note: Measure Level (dBμV/m) = Reading Level (dBμV) + Factor (dB)

Factor (dB) = Cable Loss (dB) + Antenna Factor (dB/m) + Pre_Amplifier Gain (dB)

Site: AC1	Time: 2018/07/04 - 07:07
Limit: FCC_Part15.209_RE(3m)	Engineer: Cat Hu
Probe: BBHA9120D_1-18GHz	Polarity: Horizontal
EUT: VR All-In-One Headset	Power: AC 120V/60Hz
Test Mode: Transmit by 802.11n-HT20 at channel 5320MHz Ant 1 + 2	

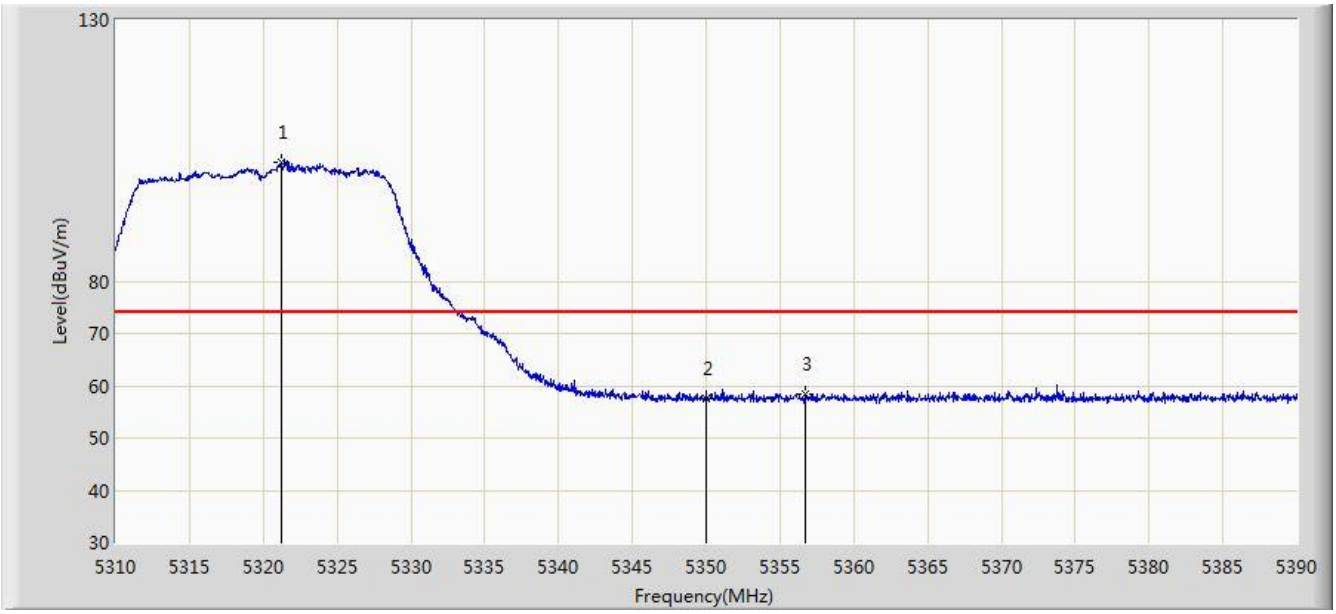

No	Flag	Mark	Frequency (MHz)	Measure Level (dBuV/m)	Reading Level (dBuV)	Over Limit (dB)	Limit (dBuV/m)	Factor (dB)	Type
1		*	5321.240	102.851	96.550	N/A	N/A	6.300	PK
2			5350.000	57.433	50.973	-16.567	74.000	6.460	PK
3			5356.760	58.498	52.011	-15.502	74.000	6.487	PK

Note: Measure Level (dBμV/m) = Reading Level (dBμV) + Factor (dB)

Factor (dB) = Cable Loss (dB) + Antenna Factor (dB/m) + Pre_Amplifier Gain (dB)

Site: AC1	Time: 2018/07/04 - 07:10
Limit: FCC_Part15.209_RE(3m)	Engineer: Cat Hu
Probe: BBHA9120D_1-18GHz	Polarity: Horizontal
EUT: VR All-In-One Headset	Power: AC 120V/60Hz
Test Mode: Transmit by 802.11n-HT20 at channel 5320MHz Ant 1 + 2	

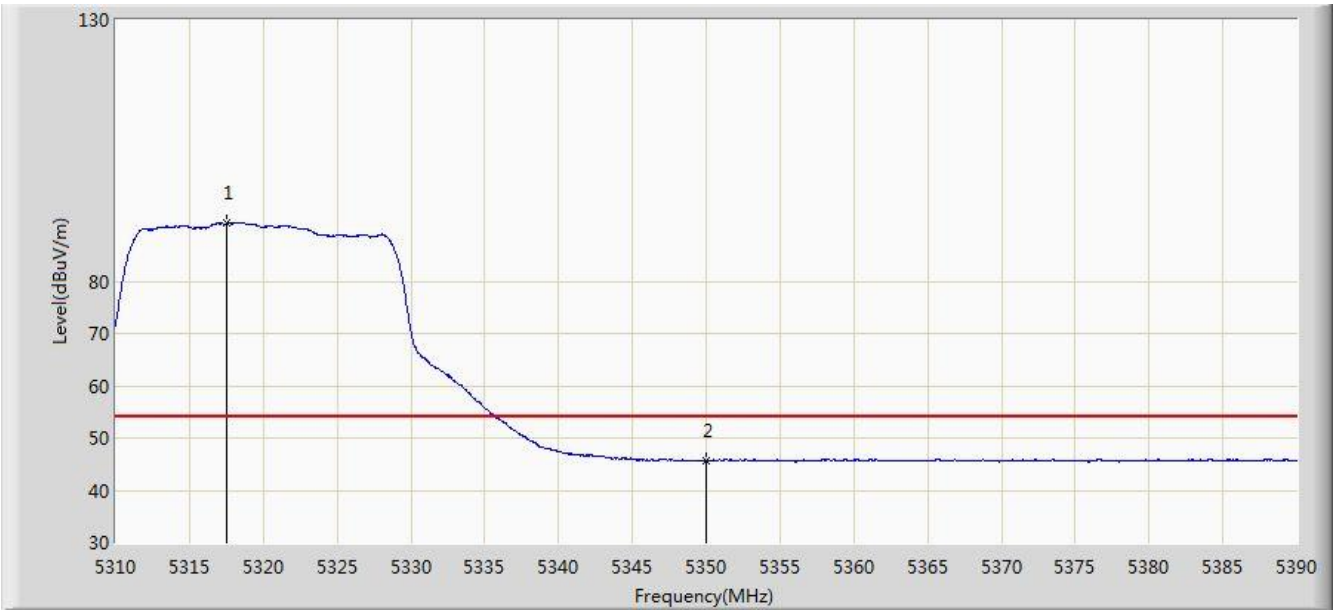

No	Flag	Mark	Frequency (MHz)	Measure Level (dBuV/m)	Reading Level (dBuV)	Over Limit (dB)	Limit (dBuV/m)	Factor (dB)	Type
1		*	5317.560	91.185	84.904	N/A	N/A	6.281	AV
2			5350.000	45.603	39.143	-8.397	54.000	6.460	AV

Note: Measure Level (dBμV/m) = Reading Level (dBμV) + Factor (dB)

Factor (dB) = Cable Loss (dB) + Antenna Factor (dB/m) + Pre_Amplifier Gain (dB)

Site: AC1	Time: 2018/07/04 - 07:11
Limit: FCC_Part15.209_RE(3m)	Engineer: Cat Hu
Probe: BBHA9120D_1-18GHz	Polarity: Vertical
EUT: VR All-In-One Headset	Power: AC 120V/60Hz
Test Mode: Transmit by 802.11n-HT20 at channel 5320MHz Ant 1 + 2	

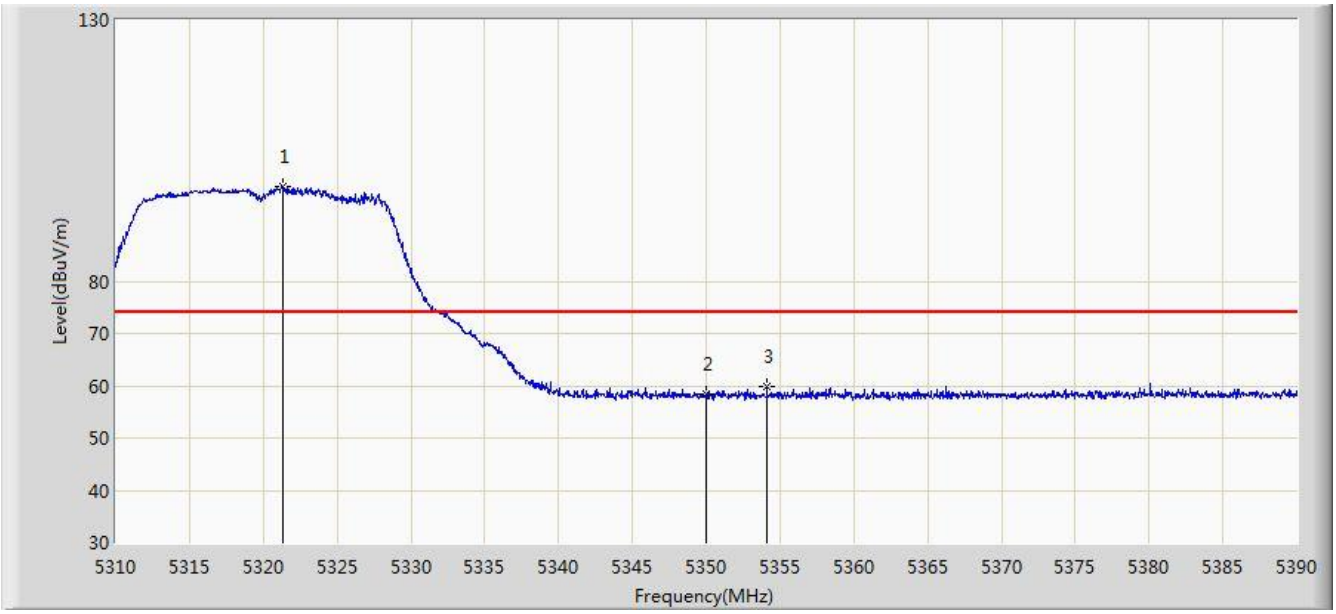

No	Flag	Mark	Frequency (MHz)	Measure Level (dBuV/m)	Reading Level (dBuV)	Over Limit (dB)	Limit (dBuV/m)	Factor (dB)	Type
1		*	5321.280	98.177	91.876	N/A	N/A	6.301	PK
2			5350.000	58.488	52.028	-15.512	74.000	6.460	PK
3			5354.120	59.892	53.414	-14.108	74.000	6.477	PK

Note: Measure Level (dBμV/m) = Reading Level (dBμV) + Factor (dB)

Factor (dB) = Cable Loss (dB) + Antenna Factor (dB/m) + Pre_Amplifier Gain (dB)

Site: AC1	Time: 2018/07/04 - 07:14
Limit: FCC_Part15.209_RE(3m)	Engineer: Cat Hu
Probe: BBHA9120D_1-18GHz	Polarity: Vertical
EUT: VR All-In-One Headset	Power: AC 120V/60Hz
Test Mode: Transmit by 802.11n-HT20 at channel 5320MHz Ant 1 + 2	

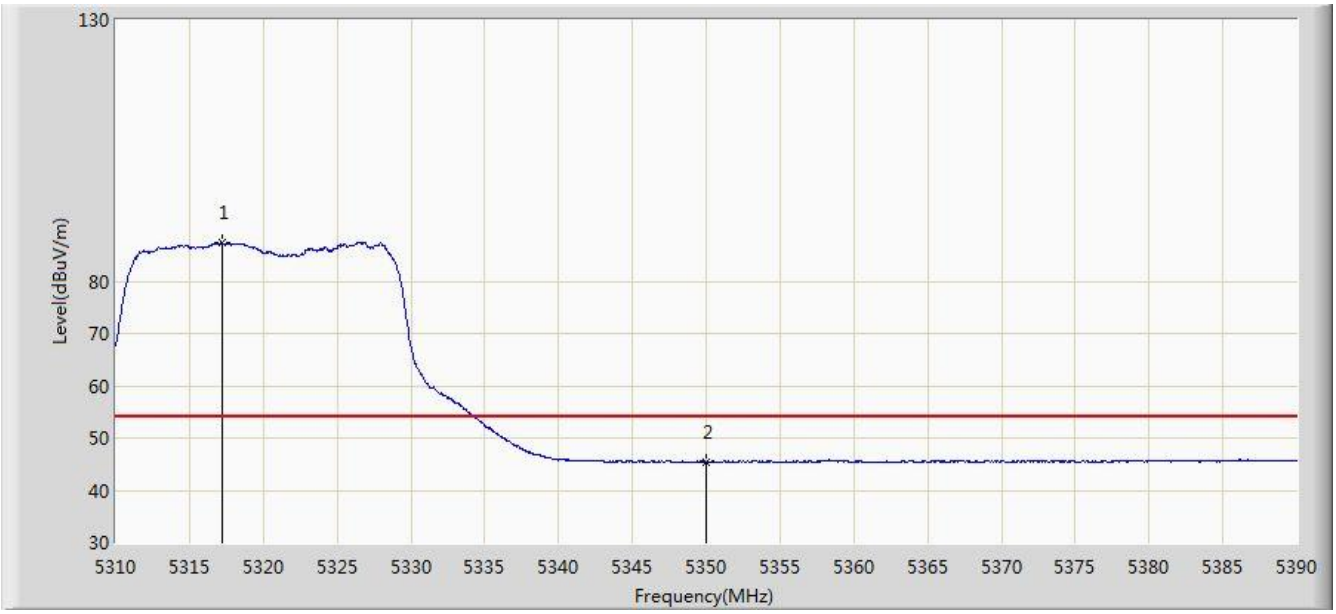

No	Flag	Mark	Frequency (MHz)	Measure Level (dBuV/m)	Reading Level (dBuV)	Over Limit (dB)	Limit (dBuV/m)	Factor (dB)	Type
1		*	5317.200	87.333	81.052	N/A	N/A	6.281	AV
2			5350.000	45.400	38.940	-8.600	54.000	6.460	AV

Note: Measure Level (dBμV/m) = Reading Level (dBμV) + Factor (dB)

Factor (dB) = Cable Loss (dB) + Antenna Factor (dB/m) + Pre_Amplifier Gain (dB)

Site: AC1	Time: 2018/07/04 - 07:15
Limit: FCC_Part15.209_RE(3m)	Engineer: Cat Hu
Probe: BBHA9120D_1-18GHz	Polarity: Horizontal
EUT: VR All-In-One Headset	Power: AC 120V/60Hz
Test Mode: Transmit by 802.11n-HT20 at channel 5500MHz Ant 1 + 2	

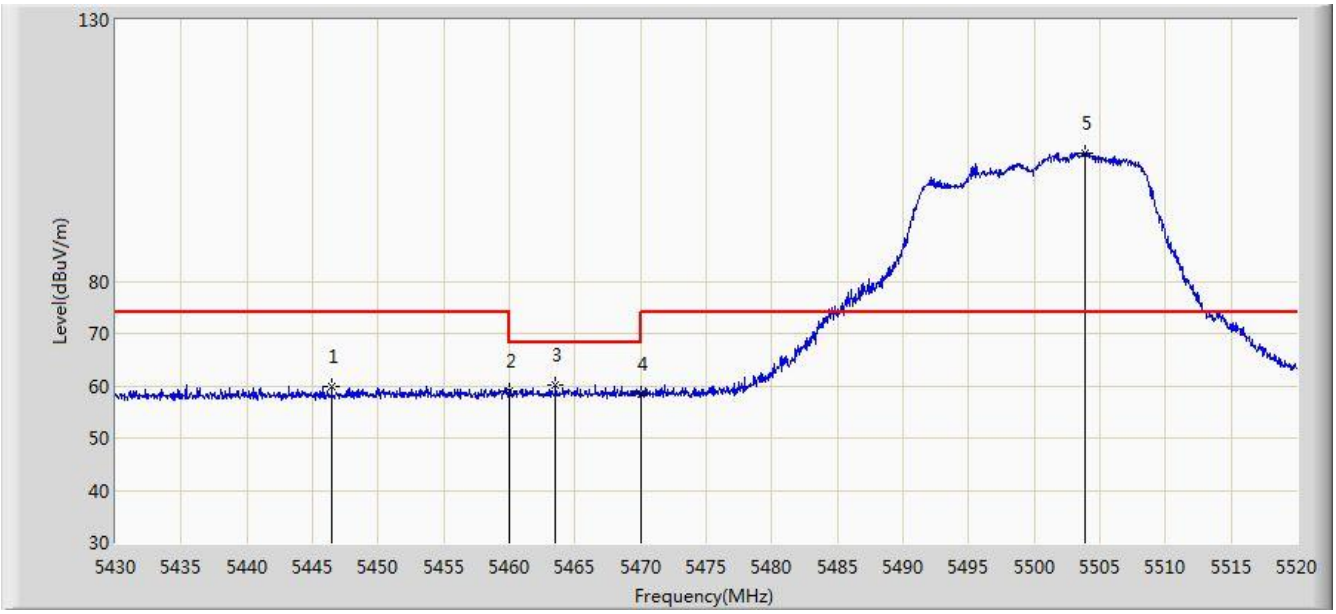

No	Flag	Mark	Frequency (MHz)	Measure Level (dBuV/m)	Reading Level (dBuV)	Over Limit (dB)	Limit (dBuV/m)	Factor (dB)	Type
1			5446.470	59.829	53.112	-14.171	74.000	6.718	PK
2			5460.000	58.978	52.176	-15.022	74.000	6.802	PK
3			5463.525	60.180	53.363	-8.020	68.200	6.817	PK
4			5470.000	58.349	51.504	-9.851	68.200	6.845	PK
5		*	5503.845	104.503	97.690	N/A	N/A	6.813	PK

Note: Measure Level (dBμV/m) = Reading Level (dBμV) + Factor (dB)

Factor (dB) = Cable Loss (dB) + Antenna Factor (dB/m) + Pre_Amplifier Gain (dB)

Site: AC1	Time: 2018/07/04 - 07:17
Limit: FCC_Part15.209_RE(3m)	Engineer: Cat Hu
Probe: BBHA9120D_1-18GHz	Polarity: Horizontal
EUT: VR All-In-One Headset	Power: AC 120V/60Hz
Test Mode: Transmit by 802.11n-HT20 at channel 5500MHz Ant 1 + 2	

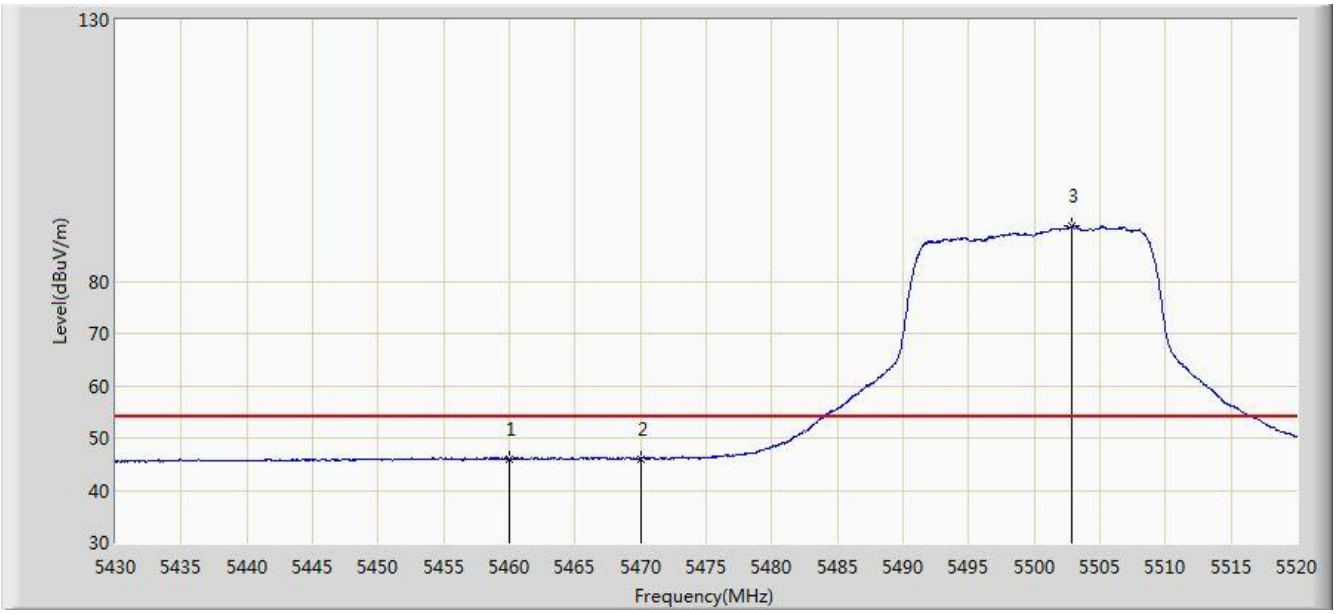

No	Flag	Mark	Frequency (MHz)	Measure Level (dBuV/m)	Reading Level (dBuV)	Over Limit (dB)	Limit (dBuV/m)	Factor (dB)	Type
1			5460.000	46.003	39.201	-7.997	54.000	6.802	AV
2			5470.000	46.076	39.231	-7.924	54.000	6.845	AV
3		*	5502.900	90.459	83.645	N/A	N/A	6.815	AV

Note: Measure Level (dBμV/m) = Reading Level (dBμV) + Factor (dB)

Factor (dB) = Cable Loss (dB) + Antenna Factor (dB/m) + Pre_Amplifier Gain (dB)

Site: AC1	Time: 2018/07/04 - 07:18
Limit: FCC_Part15.209_RE(3m)	Engineer: Cat Hu
Probe: BBHA9120D_1-18GHz	Polarity: Vertical
EUT: VR All-In-One Headset	Power: AC 120V/60Hz
Test Mode: Transmit by 802.11n-HT20 at channel 5500MHz Ant 1 + 2	

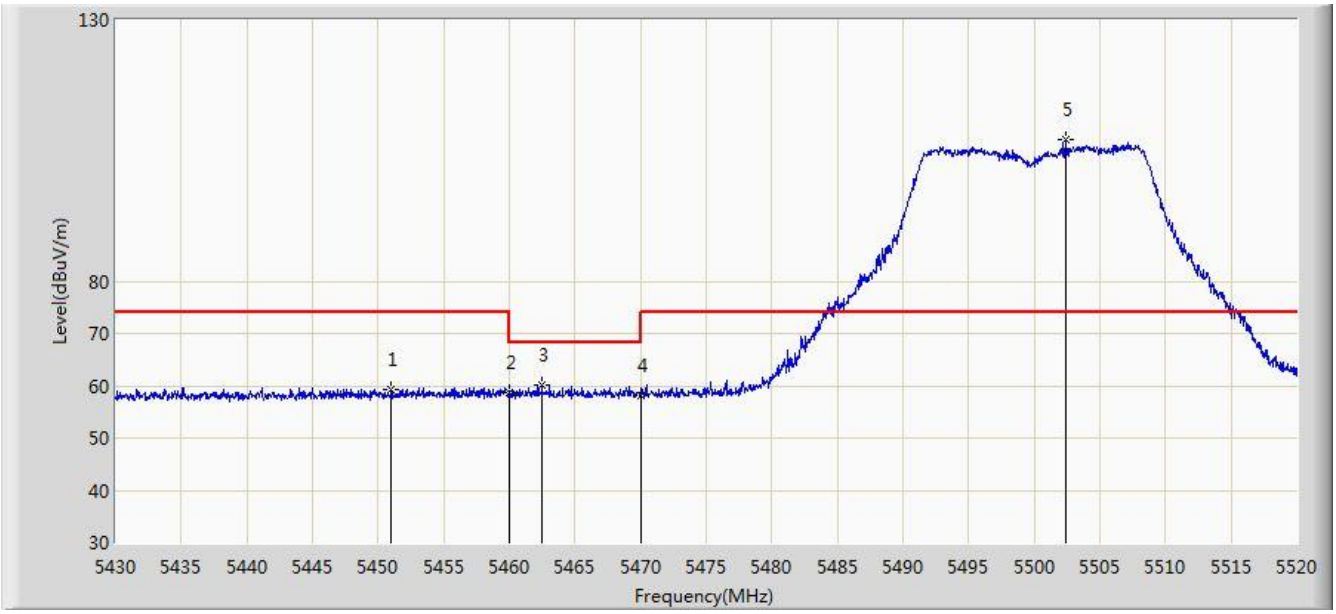

No	Flag	Mark	Frequency (MHz)	Measure Level (dBuV/m)	Reading Level (dBuV)	Over Limit (dB)	Limit (dBuV/m)	Factor (dB)	Type
1			5451.015	59.269	52.517	-14.731	74.000	6.752	PK
2			5460.000	58.763	51.961	-15.237	74.000	6.802	PK
3			5462.490	60.279	53.467	-7.921	68.200	6.813	PK
4			5470.000	58.062	51.217	-10.138	68.200	6.845	PK
5		*	5502.450	107.107	100.292	N/A	N/A	6.814	PK

Note: Measure Level (dBμV/m) = Reading Level (dBμV) + Factor (dB)

Factor (dB) = Cable Loss (dB) + Antenna Factor (dB/m) + Pre_Amplifier Gain (dB)

Site: AC1	Time: 2018/07/04 - 07:20
Limit: FCC_Part15.209_RE(3m)	Engineer: Cat Hu
Probe: BBHA9120D_1-18GHz	Polarity: Vertical
EUT: VR All-In-One Headset	Power: AC 120V/60Hz
Test Mode: Transmit by 802.11n-HT20 at channel 5500MHz Ant 1 + 2	

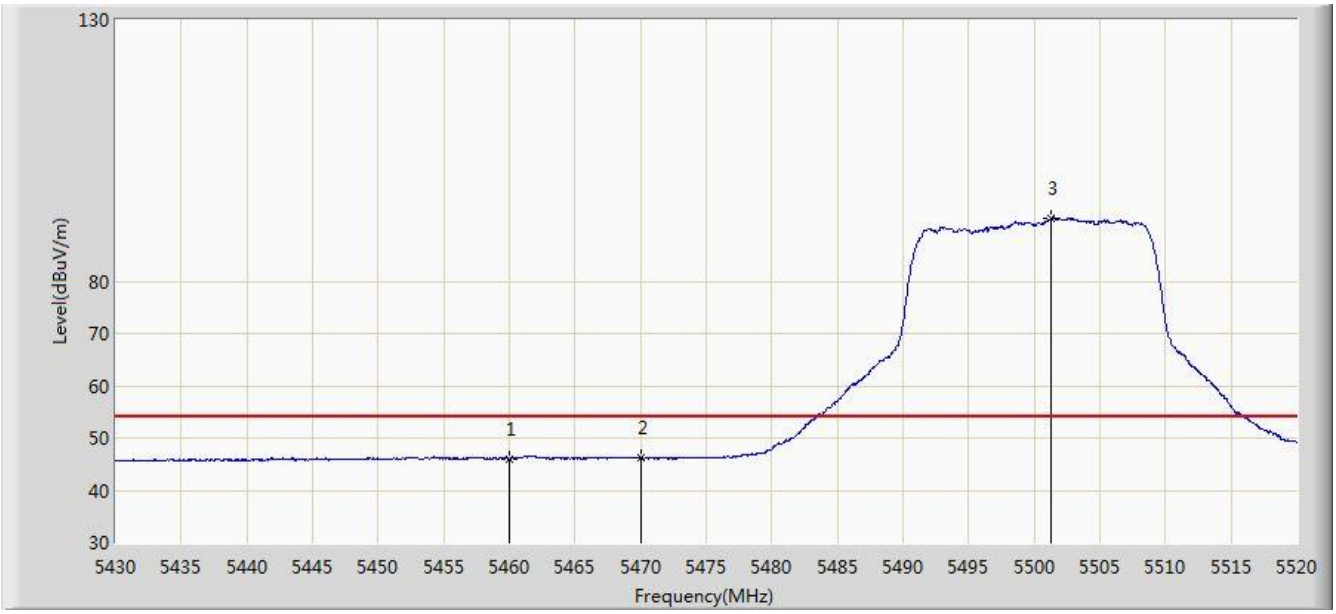

No	Flag	Mark	Frequency (MHz)	Measure Level (dBuV/m)	Reading Level (dBuV)	Over Limit (dB)	Limit (dBuV/m)	Factor (dB)	Type
1			5460.000	46.037	39.235	-7.963	54.000	6.802	AV
2			5470.000	46.128	39.283	-7.872	54.000	6.845	AV
3		*	5501.235	91.965	85.148	N/A	N/A	6.818	AV

Note: Measure Level (dBμV/m) = Reading Level (dBμV) + Factor (dB)

Factor (dB) = Cable Loss (dB) + Antenna Factor (dB/m) + Pre_Amplifier Gain (dB)

Site: AC1	Time: 2018/07/04 - 07:21
Limit: FCC_Part15.209_RE(3m)	Engineer: Cat Hu
Probe: BBHA9120D_1-18GHz	Polarity: Horizontal
EUT: VR All-In-One Headset	Power: AC 120V/60Hz
Test Mode: Transmit by 802.11n-HT20 at channel 5700MHz Ant 1 + 2	

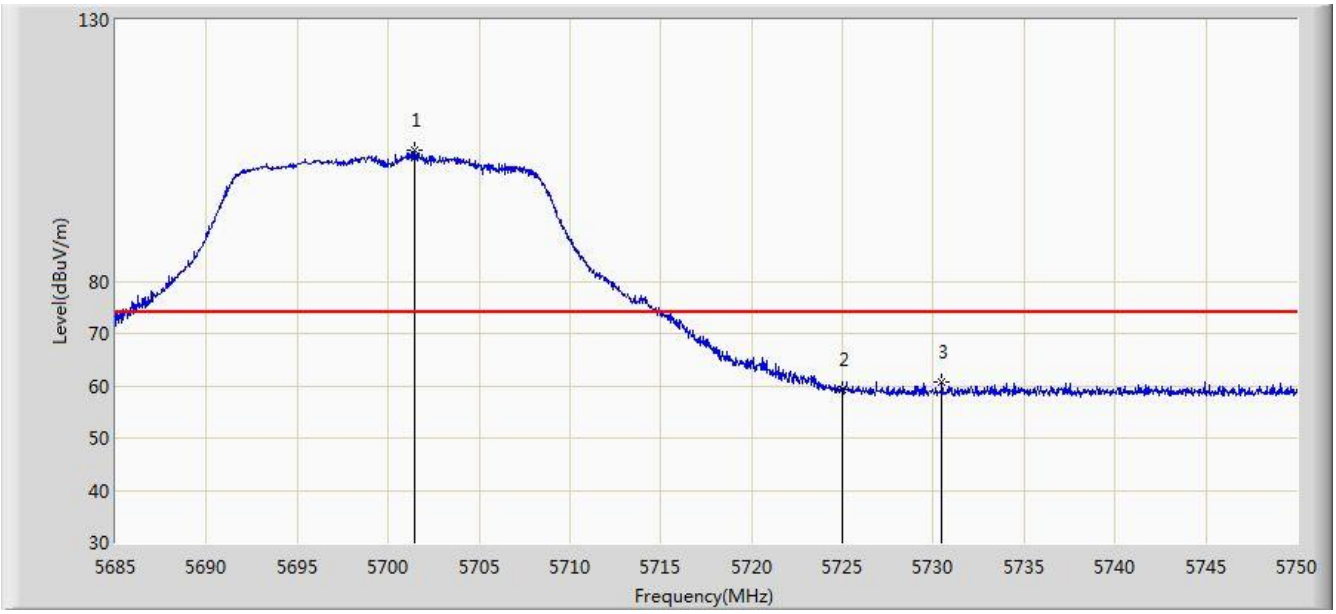

No	Flag	Mark	Frequency (MHz)	Measure Level (dBuV/m)	Reading Level (dBuV)	Over Limit (dB)	Limit (dBuV/m)	Factor (dB)	Type
1		*	5701.445	105.205	98.030	N/A	N/A	7.175	PK
2			5725.000	59.330	52.002	-14.670	74.000	7.328	PK
3			5730.467	60.610	53.258	-13.390	74.000	7.352	PK

Note: Measure Level (dBμV/m) = Reading Level (dBμV) + Factor (dB)

Factor (dB) = Cable Loss (dB) + Antenna Factor (dB/m) + Pre_Amplifier Gain (dB)

Site: AC1	Time: 2018/07/04 - 07:23
Limit: FCC_Part15.209_RE(3m)	Engineer: Cat Hu
Probe: BBHA9120D_1-18GHz	Polarity: Horizontal
EUT: VR All-In-One Headset	Power: AC 120V/60Hz
Test Mode: Transmit by 802.11n-HT20 at channel 5700MHz Ant 1 + 2	

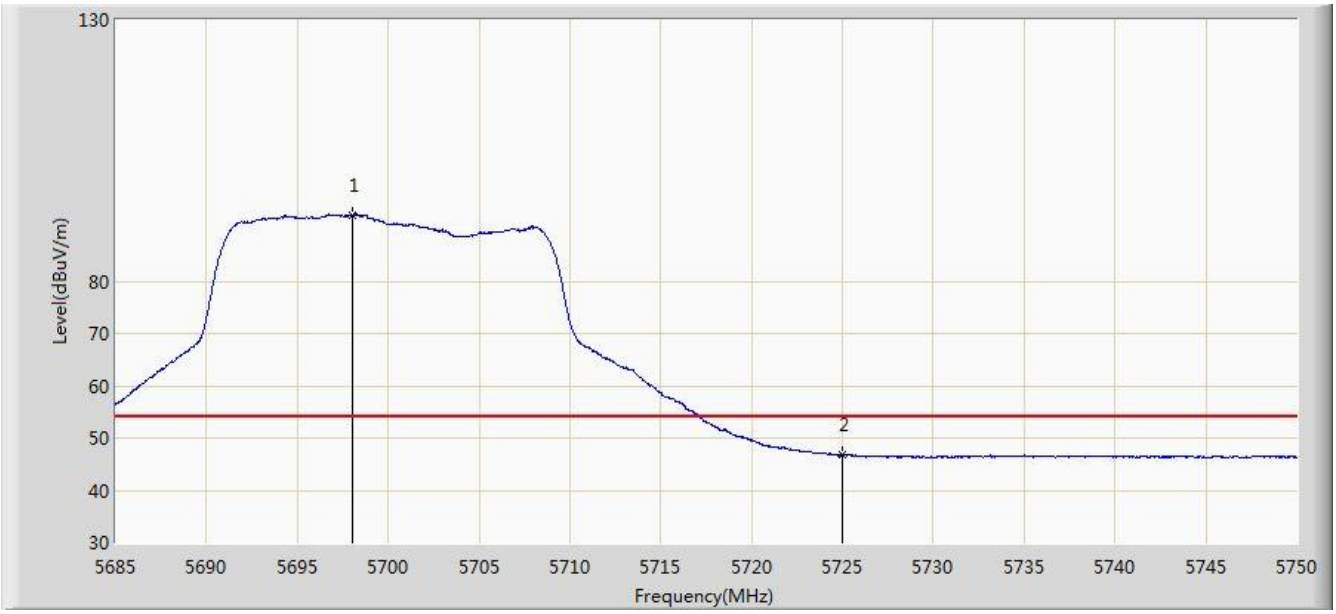

No	Flag	Mark	Frequency (MHz)	Measure Level (dBuV/m)	Reading Level (dBuV)	Over Limit (dB)	Limit (dBuV/m)	Factor (dB)	Type
1		*	5698.000	92.624	85.472	N/A	N/A	7.152	AV
2			5725.000	46.682	39.354	-7.318	54.000	7.328	AV

Note: Measure Level (dBμV/m) = Reading Level (dBμV) + Factor (dB)

Factor (dB) = Cable Loss (dB) + Antenna Factor (dB/m) + Pre_Amplifier Gain (dB)

Site: AC1	Time: 2018/07/04 - 07:24
Limit: FCC_Part15.209_RE(3m)	Engineer: Cat Hu
Probe: BBHA9120D_1-18GHz	Polarity: Vertical
EUT: VR All-In-One Headset	Power: AC 120V/60Hz
Test Mode: Transmit by 802.11n-HT20 at channel 5700MHz Ant 1 + 2	

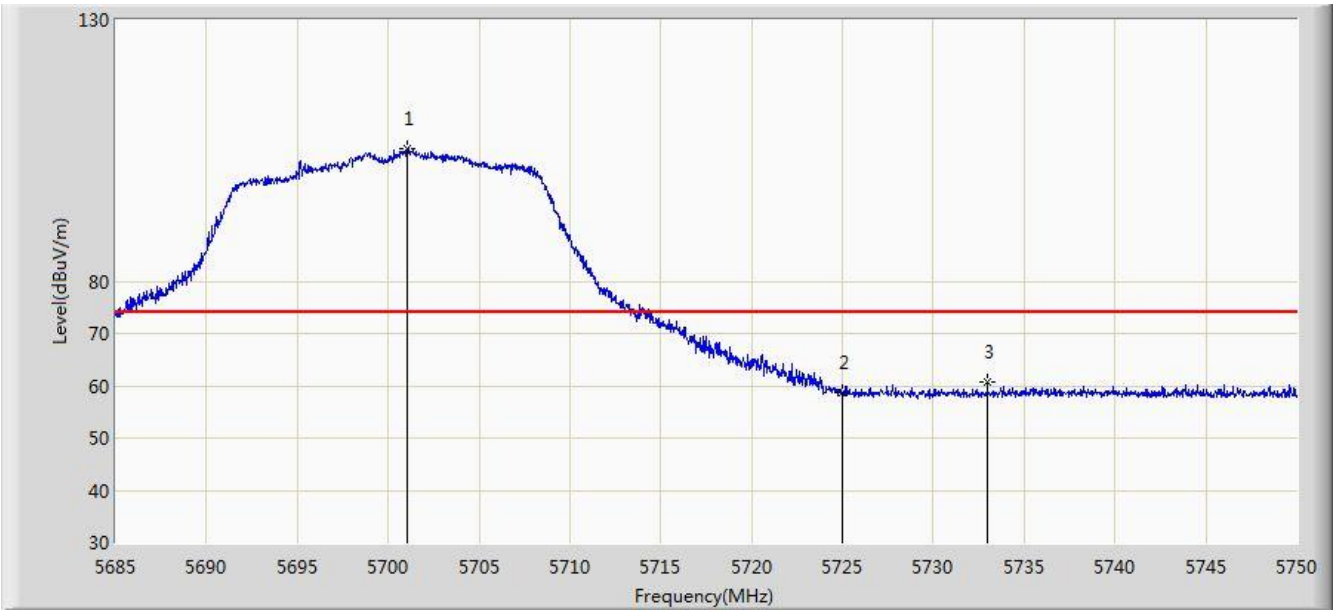

No	Flag	Mark	Frequency (MHz)	Measure Level (dBuV/m)	Reading Level (dBuV)	Over Limit (dB)	Limit (dBuV/m)	Factor (dB)	Type
1		*	5701.022	105.470	98.298	N/A	N/A	7.172	PK
2			5725.000	58.785	51.457	-15.215	74.000	7.328	PK
3			5732.970	60.776	53.413	-13.224	74.000	7.364	PK

Note: Measure Level (dBμV/m) = Reading Level (dBμV) + Factor (dB)

Factor (dB) = Cable Loss (dB) + Antenna Factor (dB/m) + Pre_Amplifier Gain (dB)

Site: AC1	Time: 2018/07/04 - 07:25
Limit: FCC_Part15.209_RE(3m)	Engineer: Cat Hu
Probe: BBHA9120D_1-18GHz	Polarity: Vertical
EUT: VR All-In-One Headset	Power: AC 120V/60Hz
Test Mode: Transmit by 802.11n-HT20 at channel 5700MHz Ant 1 + 2	

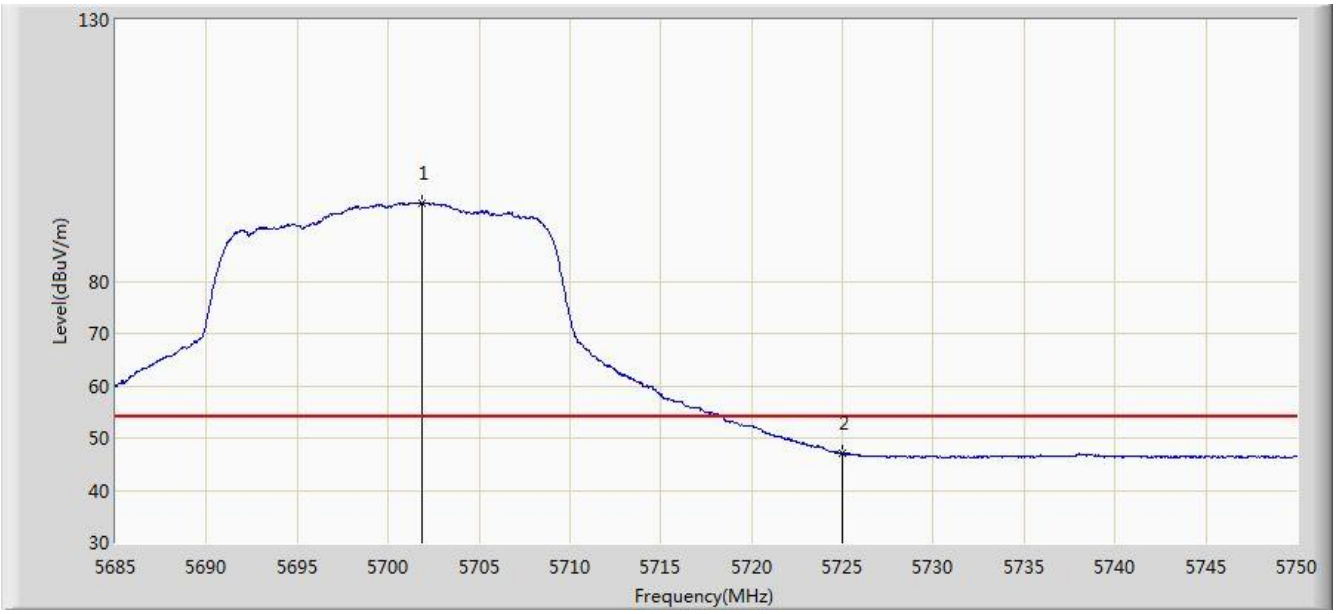

No	Flag	Mark	Frequency (MHz)	Measure Level (dBuV/m)	Reading Level (dBuV)	Over Limit (dB)	Limit (dBuV/m)	Factor (dB)	Type
1		*	5701.868	95.069	87.891	N/A	N/A	7.179	AV
2			5725.000	47.047	39.719	-6.953	54.000	7.328	AV

Note: Measure Level (dBμV/m) = Reading Level (dBμV) + Factor (dB)

Factor (dB) = Cable Loss (dB) + Antenna Factor (dB/m) + Pre_Amplifier Gain (dB)

Site: AC1	Time: 2018/07/04 - 07:26
Limit: FCC_Part15.407_RE(3m)	Engineer: Cat Hu
Probe: BBHA9120D_1-18GHz	Polarity: Horizontal
EUT: VR All-In-One Headset	Power: AC 120V/60Hz
Test Mode: Transmit by 802.11n-HT20 at channel 5745MHz Ant 1 + 2	

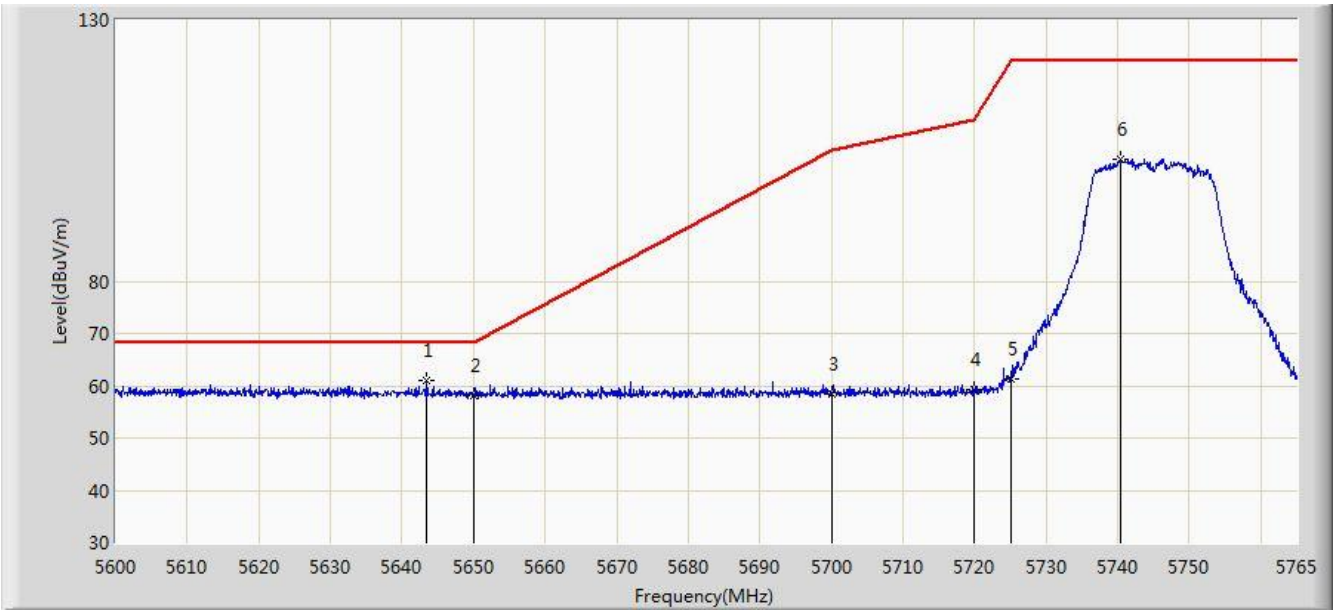

No	Flag	Mark	Frequency (MHz)	Measure Level (dBuV/m)	Reading Level (dBuV)	Over Limit (dB)	Limit (dBuV/m)	Factor (dB)	Type
1		*	5643.478	61.041	54.050	-7.159	68.200	6.991	PK
2			5650.000	57.977	50.972	-10.223	68.200	7.005	PK
3			5700.000	58.375	51.210	-46.825	105.200	7.165	PK
4			5720.000	59.159	51.860	-51.641	110.800	7.299	PK
5			5725.000	61.445	54.117	-60.755	122.200	7.328	PK
6			5740.415	103.198	95.805	N/A	N/A	7.393	PK

Note: Measure Level (dBμV/m) = Reading Level (dBμV) + Factor (dB)

Factor (dB) = Cable Loss (dB) + Antenna Factor (dB/m) + Pre_Amplifier Gain (dB)

Site: AC1	Time: 2018/07/04 - 07:28
Limit: FCC_Part15.407_RE(3m)	Engineer: Cat Hu
Probe: BBHA9120D_1-18GHz	Polarity: Vertical
EUT: VR All-In-One Headset	Power: AC 120V/60Hz
Test Mode: Transmit by 802.11n-HT20 at channel 5745MHz Ant 1 + 2	

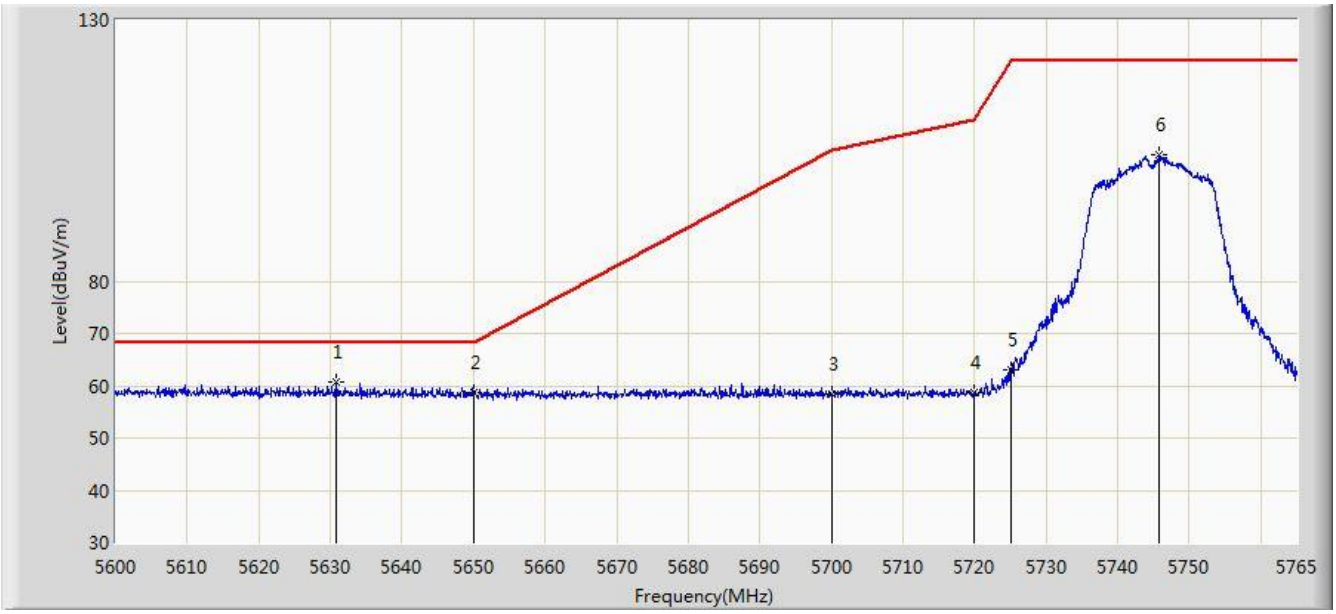

No	Flag	Mark	Frequency (MHz)	Measure Level (dBuV/m)	Reading Level (dBuV)	Over Limit (dB)	Limit (dBuV/m)	Factor (dB)	Type
1		*	5630.855	60.595	53.592	-7.605	68.200	7.003	PK
2			5650.000	58.789	51.784	-9.411	68.200	7.005	PK
3			5700.000	58.468	51.303	-46.732	105.200	7.165	PK
4			5720.000	58.625	51.326	-52.175	110.800	7.299	PK
5			5725.000	63.077	55.749	-59.123	122.200	7.328	PK
6			5745.860	104.081	96.676	N/A	N/A	7.406	PK

Note: Measure Level (dBμV/m) = Reading Level (dBμV) + Factor (dB)

Factor (dB) = Cable Loss (dB) + Antenna Factor (dB/m) + Pre_Amplifier Gain (dB)

Site: AC1	Time: 2018/07/04 - 07:31
Limit: FCC_Part15.407_RE(3m)	Engineer: Cat Hu
Probe: BBHA9120D_1-18GHz	Polarity: Horizontal
EUT: VR All-In-One Headset	Power: AC 120V/60Hz
Test Mode: Transmit by 802.11n-HT20 at channel 5825MHz Ant 1 + 2	

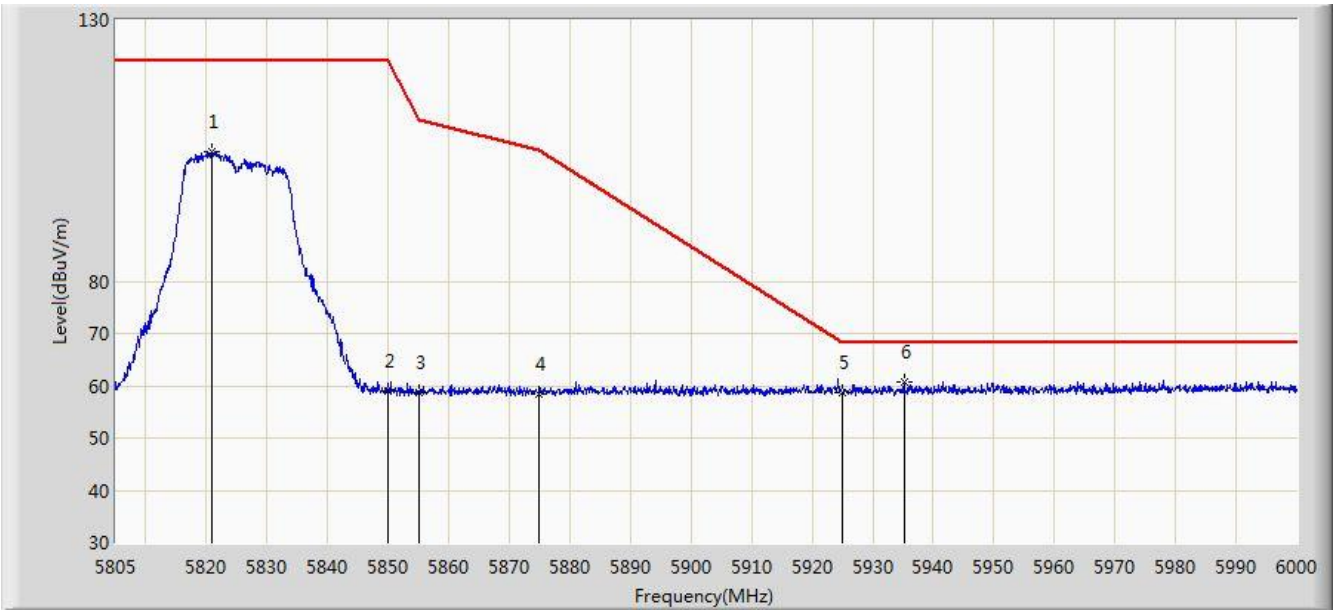

No	Flag	Mark	Frequency (MHz)	Measure Level (dBuV/m)	Reading Level (dBuV)	Over Limit (dB)	Limit (dBuV/m)	Factor (dB)	Type
1			5820.893	104.860	97.220	N/A	N/A	7.639	PK
2			5850.000	58.940	51.167	-63.260	122.200	7.774	PK
3			5855.000	58.573	50.797	-52.227	110.800	7.775	PK
4			5875.000	58.281	50.463	-46.919	105.200	7.818	PK
5			5925.000	58.614	50.795	-9.586	68.200	7.819	PK
6		*	5935.163	60.848	53.019	-7.352	68.200	7.830	PK

Note: Measure Level (dBμV/m) = Reading Level (dBμV) + Factor (dB)

Factor (dB) = Cable Loss (dB) + Antenna Factor (dB/m) + Pre_Amplifier Gain (dB)

Site: AC1	Time: 2018/07/04 - 07:33
Limit: FCC_Part15.407_RE(3m)	Engineer: Cat Hu
Probe: BBHA9120D_1-18GHz	Polarity: Vertical
EUT: VR All-In-One Headset	Power: AC 120V/60Hz
Test Mode: Transmit by 802.11n-HT20 at channel 5825MHz Ant 1 + 2	

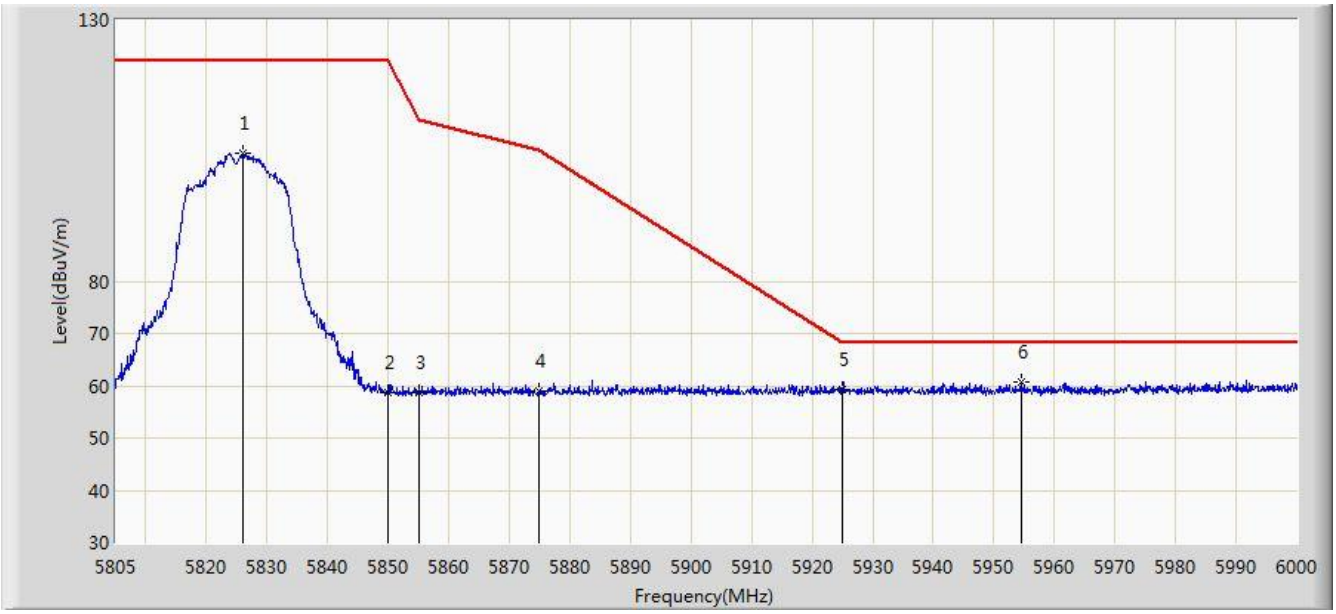

No	Flag	Mark	Frequency (MHz)	Measure Level (dBuV/m)	Reading Level (dBuV)	Over Limit (dB)	Limit (dBuV/m)	Factor (dB)	Type
1			5825.962	104.386	96.723	N/A	N/A	7.663	PK
2			5850.000	58.834	51.061	-63.366	122.200	7.774	PK
3			5855.000	58.582	50.806	-52.218	110.800	7.775	PK
4			5875.000	58.858	51.040	-46.342	105.200	7.818	PK
5			5925.000	59.357	51.538	-8.843	68.200	7.819	PK
6		*	5954.467	60.795	52.947	-7.405	68.200	7.848	PK

Note: Measure Level (dBμV/m) = Reading Level (dBμV) + Factor (dB)

Factor (dB) = Cable Loss (dB) + Antenna Factor (dB/m) + Pre_Amplifier Gain (dB)

Site: AC1	Time: 2018/07/04 - 07:36
Limit: FCC_Part15.209_RE(3m)	Engineer: Cat Hu
Probe: BBHA9120D_1-18GHz	Polarity: Horizontal
EUT: VR All-In-One Headset	Power: AC 120V/60Hz
Test Mode: Transmit by 802.11n-HT40 at channel 5190MHz Ant 1 + 2	

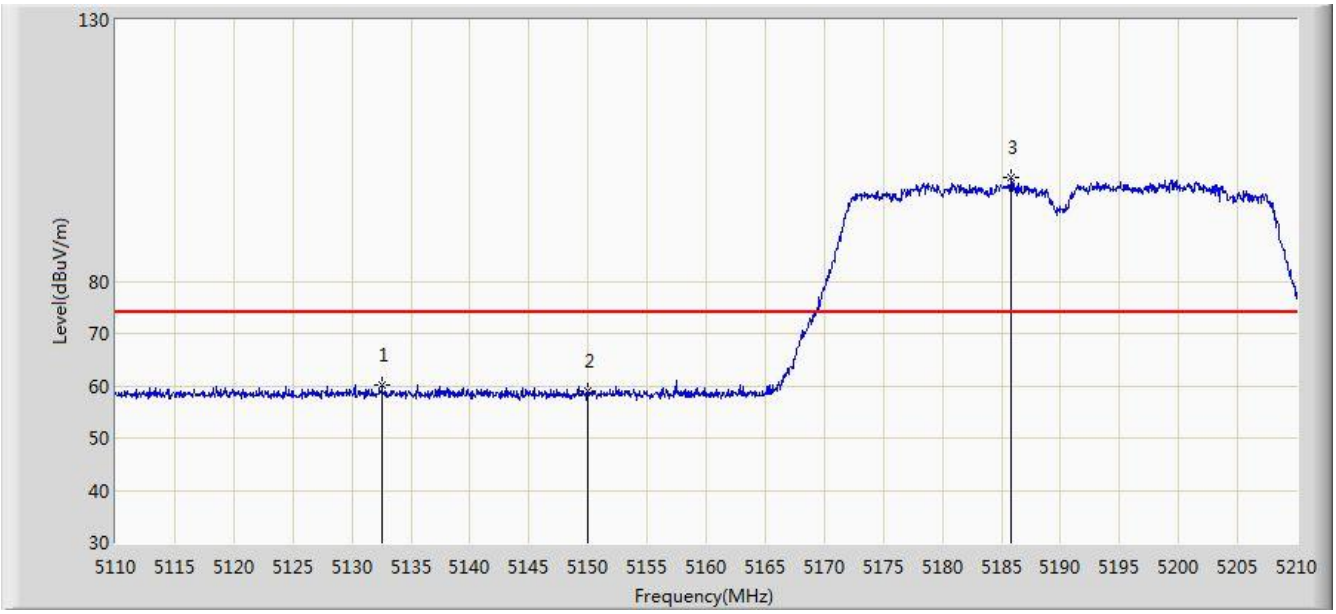

No	Flag	Mark	Frequency (MHz)	Measure Level (dBuV/m)	Reading Level (dBuV)	Over Limit (dB)	Limit (dBuV/m)	Factor (dB)	Type
1			5132.550	60.132	53.487	-13.868	74.000	6.646	PK
2			5150.000	58.905	52.343	-15.095	74.000	6.562	PK
3		*	5185.850	99.740	93.334	N/A	N/A	6.406	PK

Note: Measure Level (dBμV/m) = Reading Level (dBμV) + Factor (dB)

Factor (dB) = Cable Loss (dB) + Antenna Factor (dB/m) + Pre_Amplifier Gain (dB)

Site: AC1	Time: 2018/07/04 - 07:38
Limit: FCC_Part15.209_RE(3m)	Engineer: Cat Hu
Probe: BBHA9120D_1-18GHz	Polarity: Horizontal
EUT: VR All-In-One Headset	Power: AC 120V/60Hz
Test Mode: Transmit by 802.11n-HT40 at channel 5190MHz Ant 1 + 2	

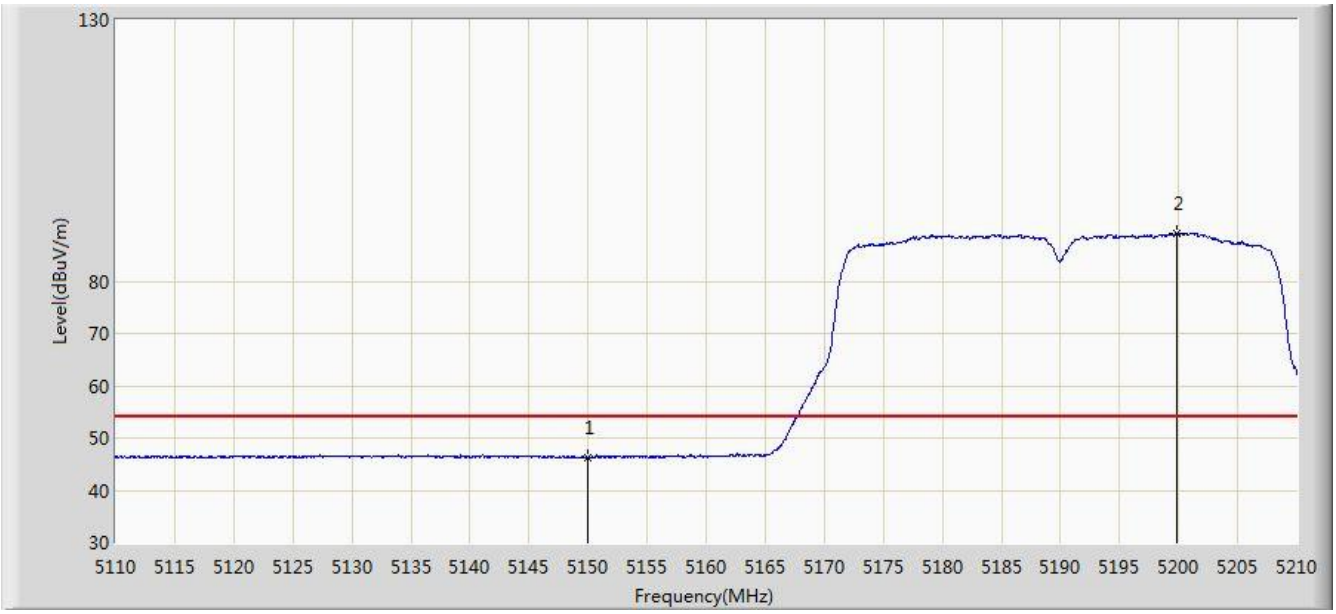

No	Flag	Mark	Frequency (MHz)	Measure Level (dBuV/m)	Reading Level (dBuV)	Over Limit (dB)	Limit (dBuV/m)	Factor (dB)	Type
1			5150.000	46.327	39.765	-7.673	54.000	6.562	AV
2		*	5199.850	89.187	82.853	N/A	N/A	6.333	AV

Note: Measure Level (dBμV/m) = Reading Level (dBμV) + Factor (dB)

Factor (dB) = Cable Loss (dB) + Antenna Factor (dB/m) + Pre_Amplifier Gain (dB)

Site: AC1	Time: 2018/07/04 - 07:39
Limit: FCC_Part15.209_RE(3m)	Engineer: Cat Hu
Probe: BBHA9120D_1-18GHz	Polarity: Vertical
EUT: VR All-In-One Headset	Power: AC 120V/60Hz
Test Mode: Transmit by 802.11n-HT40 at channel 5190MHz Ant 1 + 2	

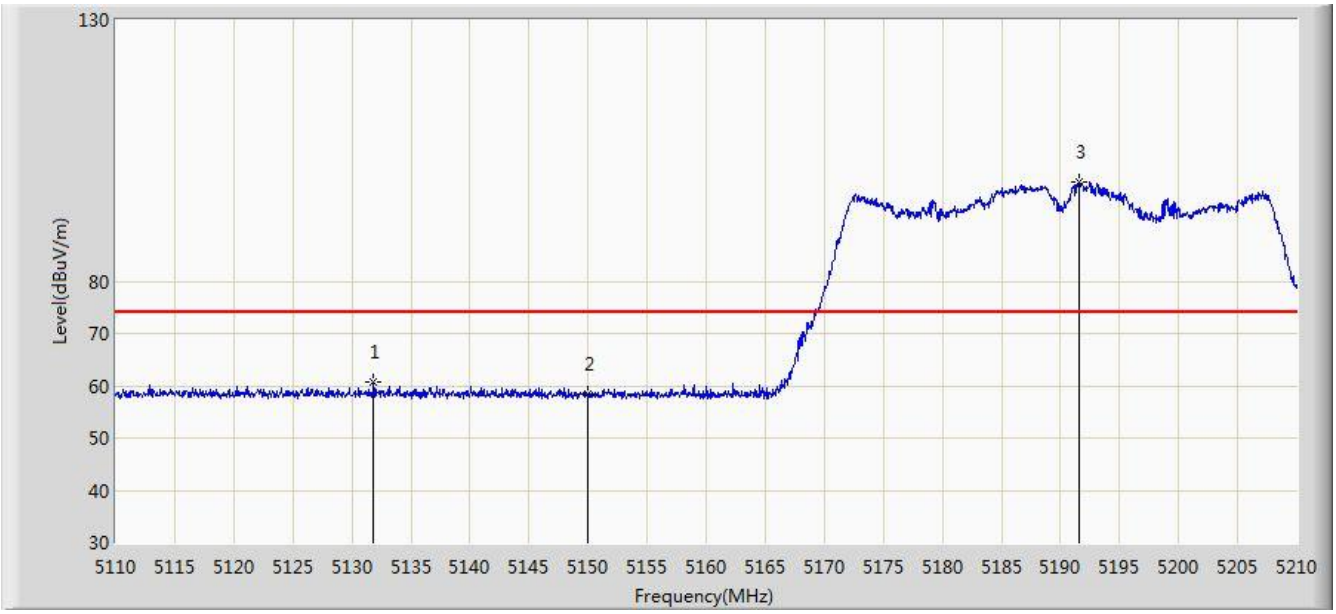

No	Flag	Mark	Frequency (MHz)	Measure Level (dBuV/m)	Reading Level (dBuV)	Over Limit (dB)	Limit (dBuV/m)	Factor (dB)	Type
1			5131.850	60.657	54.008	-13.343	74.000	6.649	PK
2			5150.000	58.292	51.730	-15.708	74.000	6.562	PK
3		*	5191.600	99.101	92.729	N/A	N/A	6.373	PK

Note: Measure Level (dBμV/m) = Reading Level (dBμV) + Factor (dB)

Factor (dB) = Cable Loss (dB) + Antenna Factor (dB/m) + Pre_Amplifier Gain (dB)

Site: AC1	Time: 2018/07/04 - 07:40
Limit: FCC_Part15.209_RE(3m)	Engineer: Cat Hu
Probe: BBHA9120D_1-18GHz	Polarity: Vertical
EUT: VR All-In-One Headset	Power: AC 120V/60Hz
Test Mode: Transmit by 802.11n-HT40 at channel 5190MHz Ant 1 + 2	

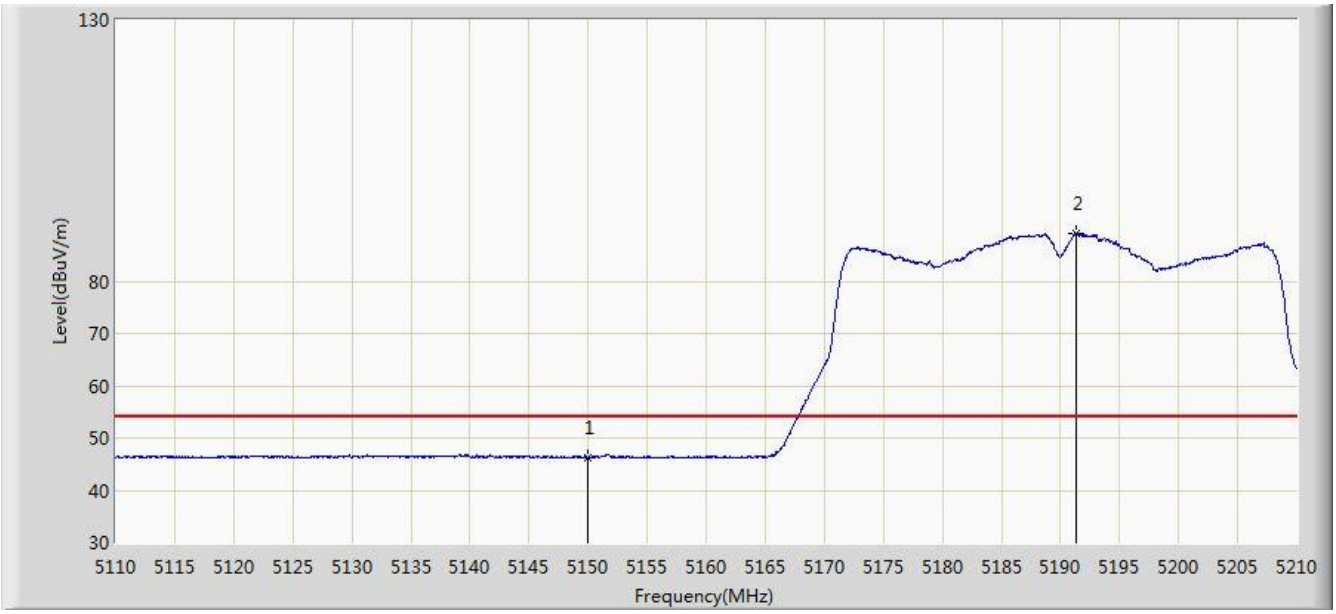

No	Flag	Mark	Frequency (MHz)	Measure Level (dBuV/m)	Reading Level (dBuV)	Over Limit (dB)	Limit (dBuV/m)	Factor (dB)	Type
1			5150.000	46.271	39.709	-7.729	54.000	6.562	AV
2		*	5191.300	89.169	82.795	N/A	N/A	6.374	AV

Note: Measure Level (dBμV/m) = Reading Level (dBμV) + Factor (dB)

Factor (dB) = Cable Loss (dB) + Antenna Factor (dB/m) + Pre_Amplifier Gain (dB)

Site: AC1	Time: 2018/07/04 - 07:42
Limit: FCC_Part15.209_RE(3m)	Engineer: Cat Hu
Probe: BBHA9120D_1-18GHz	Polarity: Horizontal
EUT: VR All-In-One Headset	Power: AC 120V/60Hz
Test Mode: Transmit by 802.11n-HT40 at channel 5310MHz Ant 1 + 2	

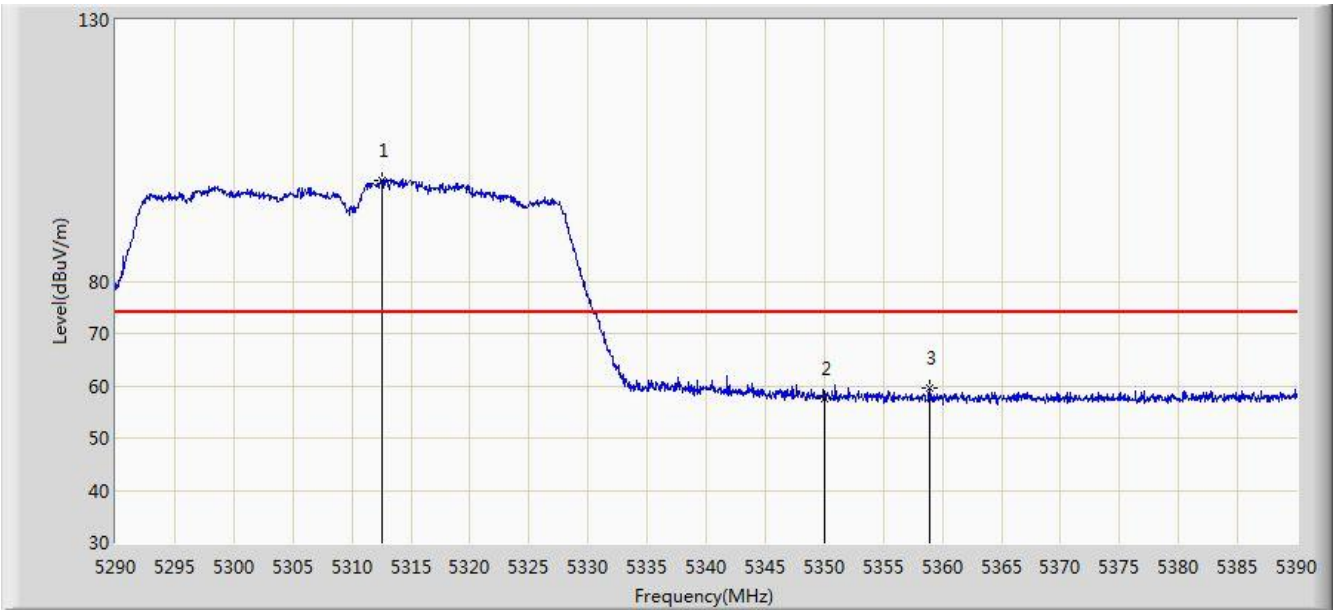

No	Flag	Mark	Frequency (MHz)	Measure Level (dBuV/m)	Reading Level (dBuV)	Over Limit (dB)	Limit (dBuV/m)	Factor (dB)	Type
1		*	5312.600	99.416	93.144	N/A	N/A	6.272	PK
2			5350.000	57.622	51.162	-16.378	74.000	6.460	PK
3			5358.900	59.460	52.965	-14.540	74.000	6.495	PK

Note: Measure Level (dBμV/m) = Reading Level (dBμV) + Factor (dB)

Factor (dB) = Cable Loss (dB) + Antenna Factor (dB/m) + Pre_Amplifier Gain (dB)

Site: AC1	Time: 2018/07/04 - 07:43
Limit: FCC_Part15.209_RE(3m)	Engineer: Cat Hu
Probe: BBHA9120D_1-18GHz	Polarity: Horizontal
EUT: VR All-In-One Headset	Power: AC 120V/60Hz
Test Mode: Transmit by 802.11n-HT40 at channel 5310MHz Ant 1 + 2	

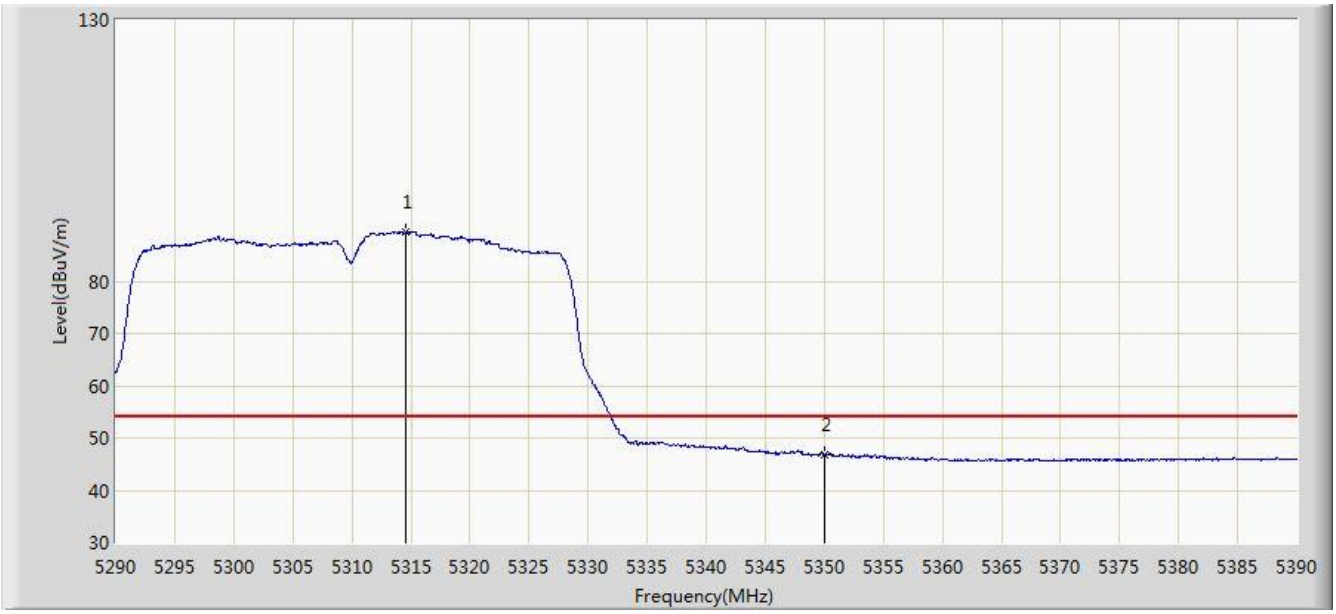

No	Flag	Mark	Frequency (MHz)	Measure Level (dBuV/m)	Reading Level (dBuV)	Over Limit (dB)	Limit (dBuV/m)	Factor (dB)	Type
1		*	5314.600	89.479	83.203	N/A	N/A	6.276	AV
2			5350.000	46.743	40.283	-7.257	54.000	6.460	AV

Note: Measure Level (dBμV/m) = Reading Level (dBμV) + Factor (dB)

Factor (dB) = Cable Loss (dB) + Antenna Factor (dB/m) + Pre_Amplifier Gain (dB)

Site: AC1	Time: 2018/07/04 - 07:45
Limit: FCC_Part15.209_RE(3m)	Engineer: Cat Hu
Probe: BBHA9120D_1-18GHz	Polarity: Vertical
EUT: VR All-In-One Headset	Power: AC 120V/60Hz
Test Mode: Transmit by 802.11n-HT40 at channel 5310MHz Ant 1 + 2	

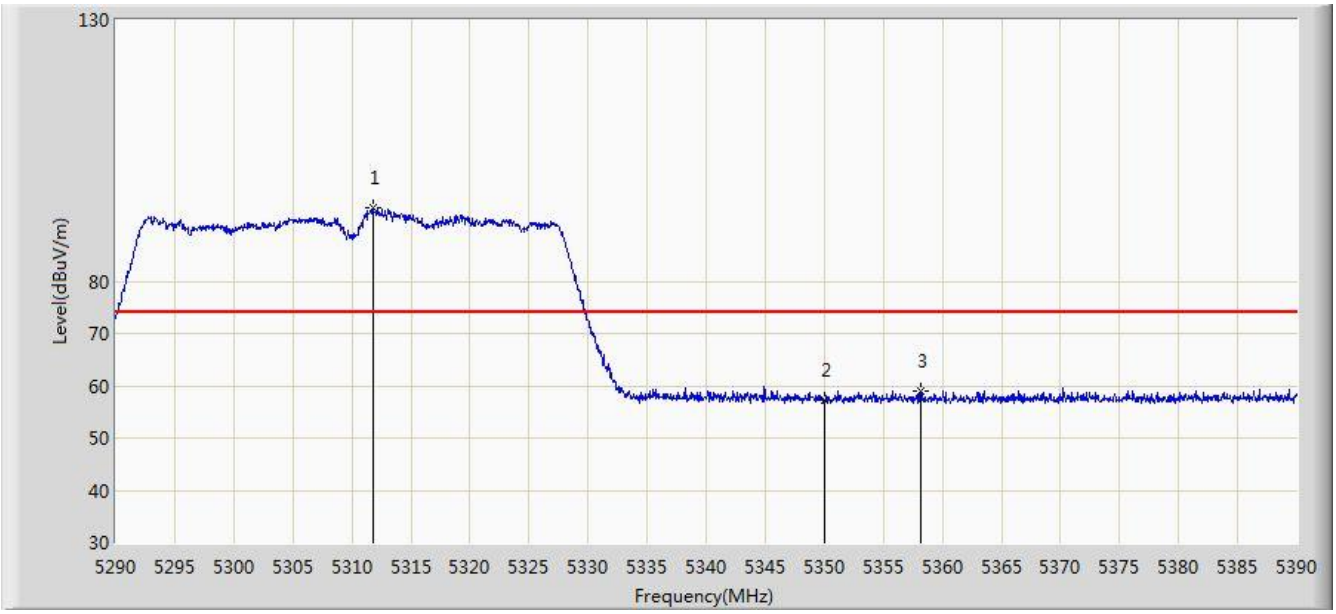

No	Flag	Mark	Frequency (MHz)	Measure Level (dBuV/m)	Reading Level (dBuV)	Over Limit (dB)	Limit (dBuV/m)	Factor (dB)	Type
1		*	5311.800	93.931	87.660	N/A	N/A	6.271	PK
2			5350.000	57.216	50.756	-16.784	74.000	6.460	PK
3			5358.200	59.123	52.631	-14.877	74.000	6.492	PK

Note: Measure Level (dBμV/m) = Reading Level (dBμV) + Factor (dB)

Factor (dB) = Cable Loss (dB) + Antenna Factor (dB/m) + Pre_Amplifier Gain (dB)

Site: AC1	Time: 2018/07/04 - 07:46
Limit: FCC_Part15.209_RE(3m)	Engineer: Cat Hu
Probe: BBHA9120D_1-18GHz	Polarity: Vertical
EUT: VR All-In-One Headset	Power: AC 120V/60Hz
Test Mode: Transmit by 802.11n-HT40 at channel 5310MHz Ant 1 + 2	

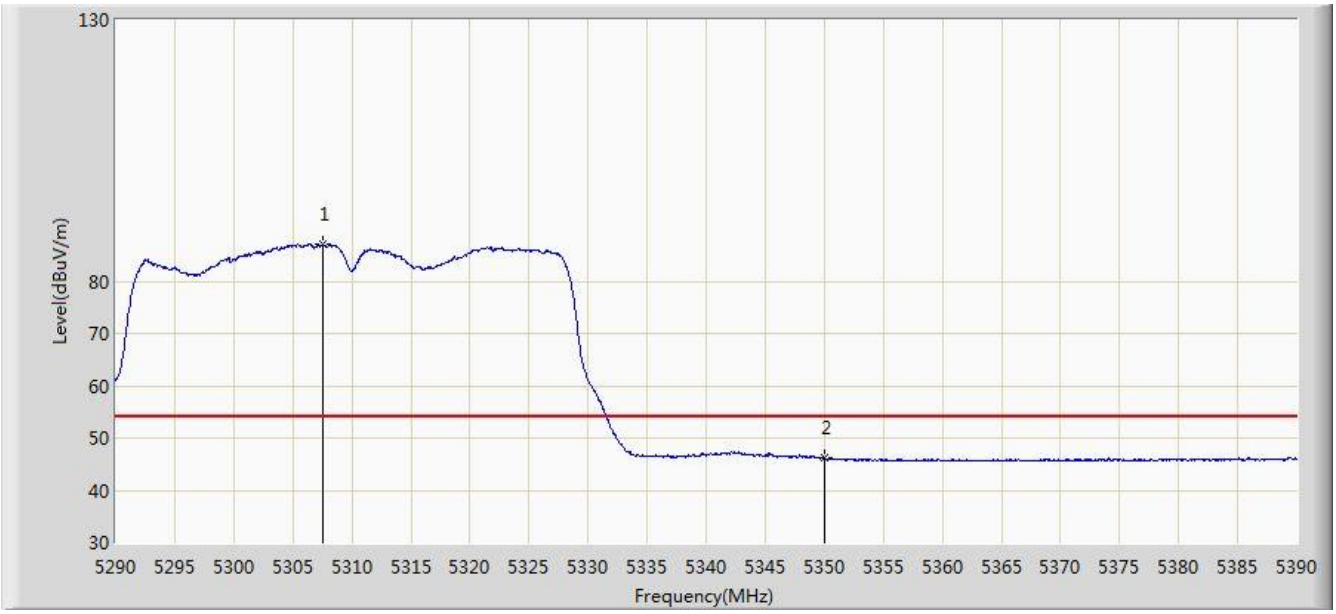

No	Flag	Mark	Frequency (MHz)	Measure Level (dBuV/m)	Reading Level (dBuV)	Over Limit (dB)	Limit (dBuV/m)	Factor (dB)	Type
1		*	5307.600	87.005	80.739	N/A	N/A	6.267	AV
2			5350.000	46.322	39.862	-7.678	54.000	6.460	AV

Note: Measure Level (dBμV/m) = Reading Level (dBμV) + Factor (dB)

Factor (dB) = Cable Loss (dB) + Antenna Factor (dB/m) + Pre_Amplifier Gain (dB)

Site: AC1	Time: 2018/07/04 - 07:48
Limit: FCC_Part15.209_RE(3m)	Engineer: Cat Hu
Probe: BBHA9120D_1-18GHz	Polarity: Horizontal
EUT: VR All-In-One Headset	Power: AC 120V/60Hz
Test Mode: Transmit by 802.11n-HT40 at channel 5510MHz Ant 1 + 2	

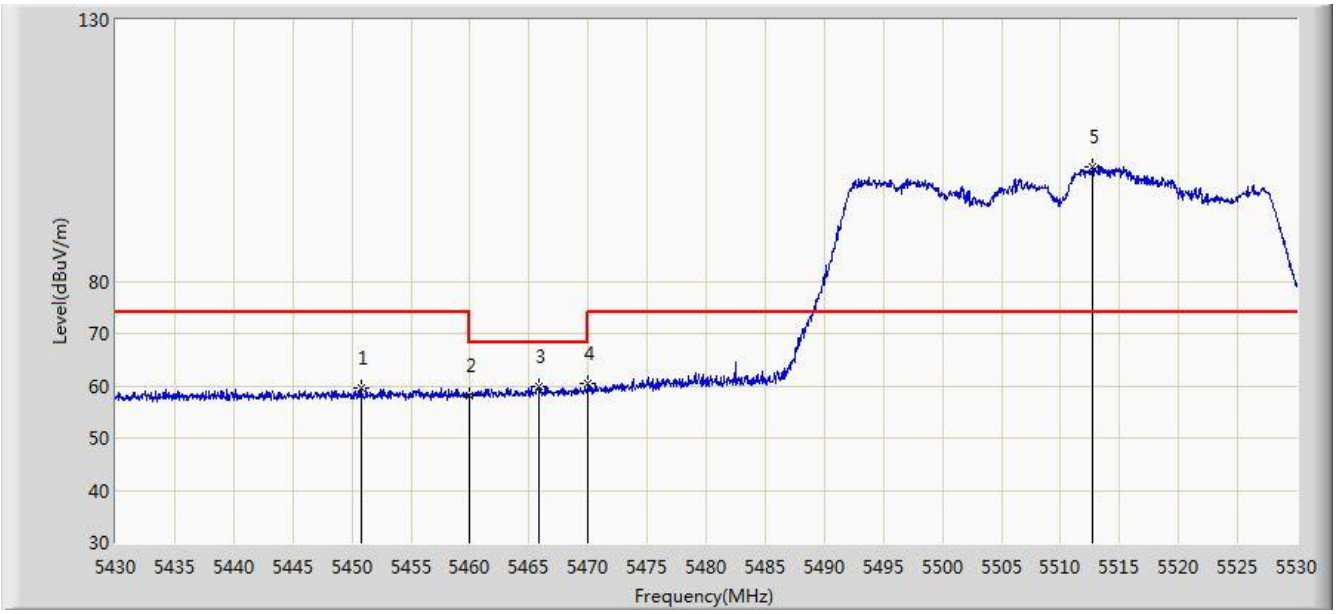

No	Flag	Mark	Frequency (MHz)	Measure Level (dBuV/m)	Reading Level (dBuV)	Over Limit (dB)	Limit (dBuV/m)	Factor (dB)	Type
1			5450.800	59.694	52.944	-14.306	74.000	6.750	PK
2			5460.000	57.983	51.181	-16.017	74.000	6.802	PK
3			5465.800	59.923	53.096	-8.277	68.200	6.827	PK
4			5470.000	60.338	53.493	-7.862	68.200	6.845	PK
5		*	5512.750	101.978	95.166	N/A	N/A	6.813	PK

Note: Measure Level (dBμV/m) = Reading Level (dBμV) + Factor (dB)

Factor (dB) = Cable Loss (dB) + Antenna Factor (dB/m) + Pre_Amplifier Gain (dB)

Site: AC1	Time: 2018/07/04 - 07:49
Limit: FCC_Part15.209_RE(3m)	Engineer: Cat Hu
Probe: BBHA9120D_1-18GHz	Polarity: Horizontal
EUT: VR All-In-One Headset	Power: AC 120V/60Hz
Test Mode: Transmit by 802.11n-HT40 at channel 5510MHz Ant 1 + 2	

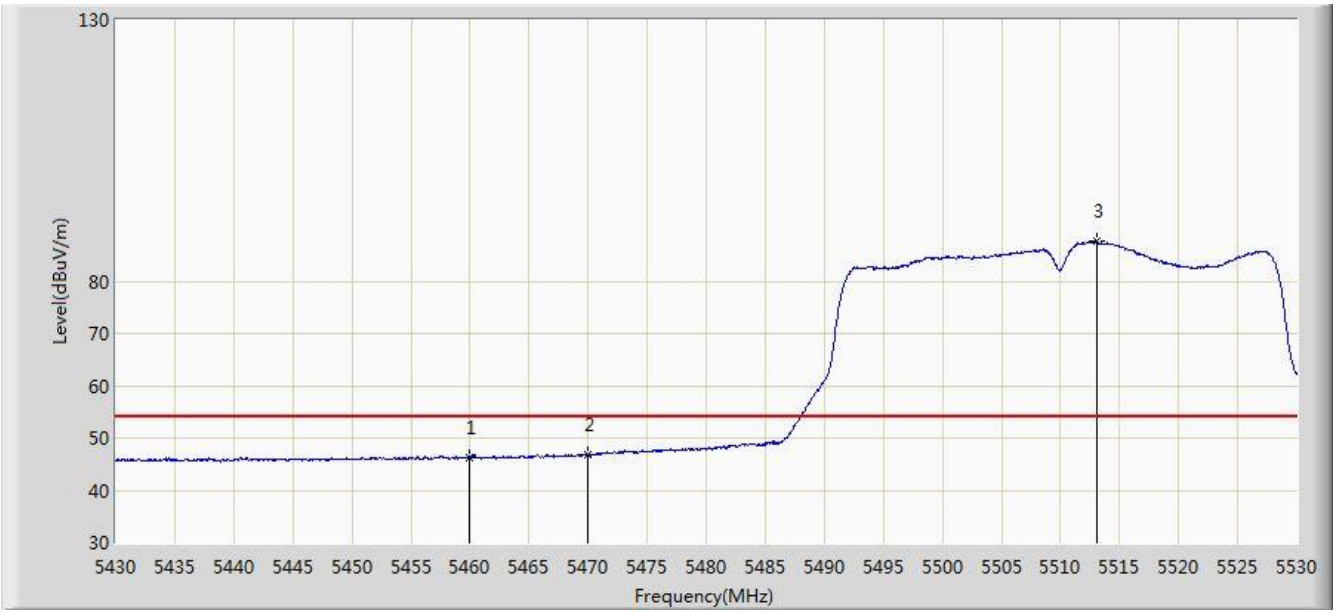

No	Flag	Mark	Frequency (MHz)	Measure Level (dBuV/m)	Reading Level (dBuV)	Over Limit (dB)	Limit (dBuV/m)	Factor (dB)	Type
1			5460.000	46.159	39.357	-7.841	54.000	6.802	AV
2			5470.000	46.855	40.010	-7.145	54.000	6.845	AV
3		*	5513.050	87.625	80.813	N/A	N/A	6.812	AV

Note: Measure Level (dBμV/m) = Reading Level (dBμV) + Factor (dB)

Factor (dB) = Cable Loss (dB) + Antenna Factor (dB/m) + Pre_Amplifier Gain (dB)

Site: AC1	Time: 2018/07/04 - 07:50
Limit: FCC_Part15.209_RE(3m)	Engineer: Cat Hu
Probe: BBHA9120D_1-18GHz	Polarity: Vertical
EUT: VR All-In-One Headset	Power: AC 120V/60Hz
Test Mode: Transmit by 802.11n-HT40 at channel 5510MHz Ant 1 + 2	

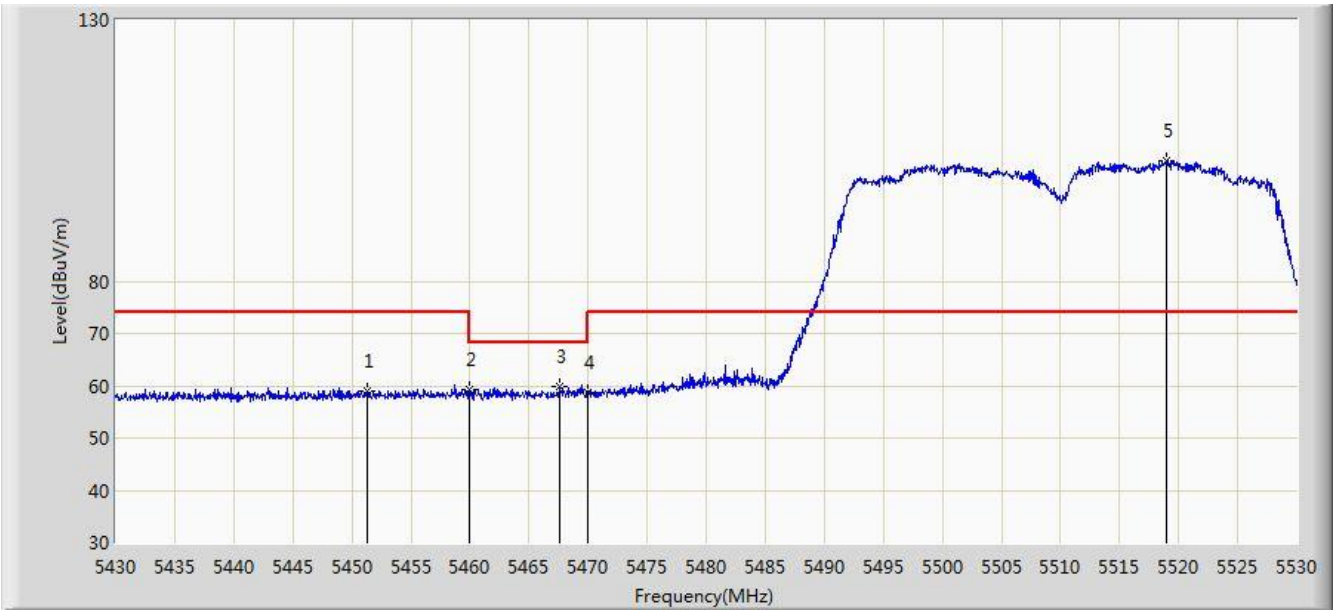

No	Flag	Mark	Frequency (MHz)	Measure Level (dBuV/m)	Reading Level (dBuV)	Over Limit (dB)	Limit (dBuV/m)	Factor (dB)	Type
1			5451.250	59.106	52.352	-14.894	74.000	6.753	PK
2			5460.000	59.224	52.422	-14.776	74.000	6.802	PK
3			5467.650	59.714	52.879	-8.486	68.200	6.835	PK
4			5470.000	58.653	51.808	-9.547	68.200	6.845	PK
5		*	5518.950	103.150	96.337	N/A	N/A	6.814	PK

Note: Measure Level (dBμV/m) = Reading Level (dBμV) + Factor (dB)

Factor (dB) = Cable Loss (dB) + Antenna Factor (dB/m) + Pre_Amplifier Gain (dB)

Site: AC1	Time: 2018/07/04 - 07:51
Limit: FCC_Part15.209_RE(3m)	Engineer: Cat Hu
Probe: BBHA9120D_1-18GHz	Polarity: Vertical
EUT: VR All-In-One Headset	Power: AC 120V/60Hz
Test Mode: Transmit by 802.11n-HT40 at channel 5510MHz Ant 1 + 2	

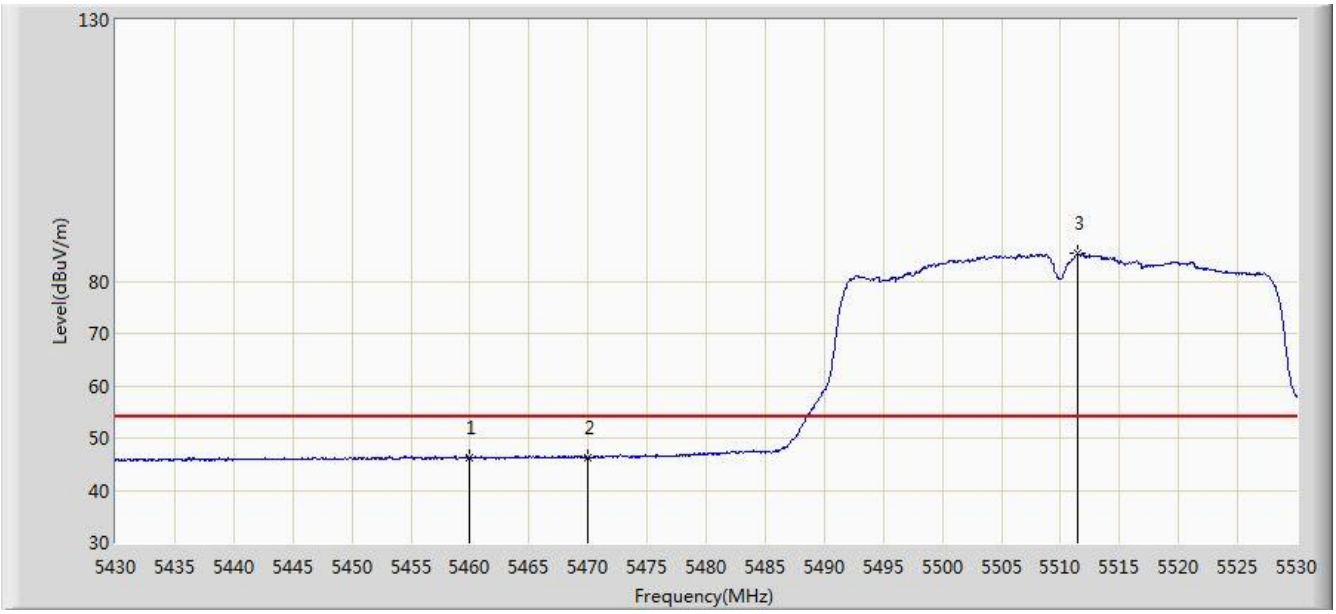

No	Flag	Mark	Frequency (MHz)	Measure Level (dBuV/m)	Reading Level (dBuV)	Over Limit (dB)	Limit (dBuV/m)	Factor (dB)	Type
1			5460.000	46.175	39.373	-7.825	54.000	6.802	AV
2			5470.000	46.283	39.438	-7.717	54.000	6.845	AV
3		*	5511.400	85.239	78.427	N/A	N/A	6.812	AV

Note: Measure Level (dBμV/m) = Reading Level (dBμV) + Factor (dB)

Factor (dB) = Cable Loss (dB) + Antenna Factor (dB/m) + Pre_Amplifier Gain (dB)

Site: AC1	Time: 2018/07/04 - 07:52
Limit: FCC_Part15.209_RE(3m)	Engineer: Cat Hu
Probe: BBHA9120D_1-18GHz	Polarity: Horizontal
EUT: VR All-In-One Headset	Power: AC 120V/60Hz
Test Mode: Transmit by 802.11n-HT40 at channel 5670MHz Ant 1 + 2	

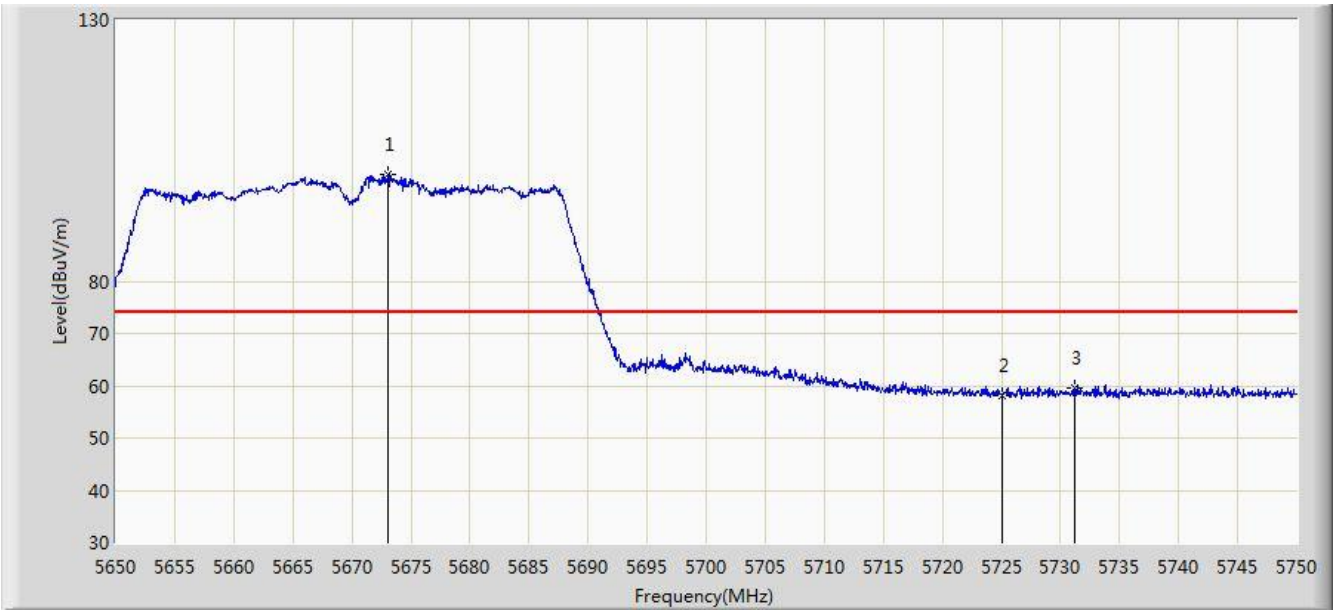

No	Flag	Mark	Frequency (MHz)	Measure Level (dBuV/m)	Reading Level (dBuV)	Over Limit (dB)	Limit (dBuV/m)	Factor (dB)	Type
1		*	5673.000	100.450	93.397	N/A	N/A	7.053	PK
2			5725.000	58.080	50.752	-15.920	74.000	7.328	PK
3			5731.150	59.709	52.354	-14.291	74.000	7.356	PK

Note: Measure Level (dBμV/m) = Reading Level (dBμV) + Factor (dB)

Factor (dB) = Cable Loss (dB) + Antenna Factor (dB/m) + Pre_Amplifier Gain (dB)

Site: AC1	Time: 2018/07/04 - 07:55
Limit: FCC_Part15.209_RE(3m)	Engineer: Cat Hu
Probe: BBHA9120D_1-18GHz	Polarity: Horizontal
EUT: VR All-In-One Headset	Power: AC 120V/60Hz
Test Mode: Transmit by 802.11n-HT40 at channel 5670MHz Ant 1 + 2	

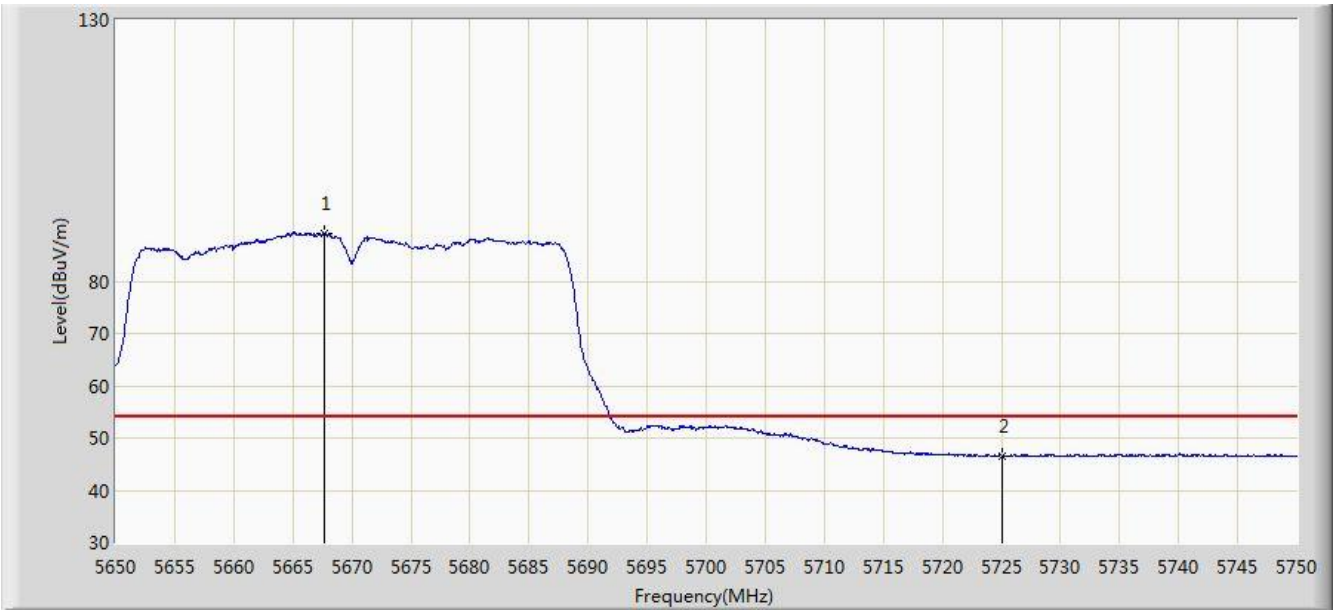

No	Flag	Mark	Frequency (MHz)	Measure Level (dBuV/m)	Reading Level (dBuV)	Over Limit (dB)	Limit (dBuV/m)	Factor (dB)	Type
1		*	5667.700	89.269	82.225	N/A	N/A	7.044	AV
2			5725.000	46.599	39.271	-7.401	54.000	7.328	AV

Note: Measure Level (dBμV/m) = Reading Level (dBμV) + Factor (dB)

Factor (dB) = Cable Loss (dB) + Antenna Factor (dB/m) + Pre_Amplifier Gain (dB)

Site: AC1	Time: 2018/07/04 - 07:56
Limit: FCC_Part15.209_RE(3m)	Engineer: Cat Hu
Probe: BBHA9120D_1-18GHz	Polarity: Vertical
EUT: VR All-In-One Headset	Power: AC 120V/60Hz
Test Mode: Transmit by 802.11n-HT40 at channel 5670MHz Ant 1 + 2	

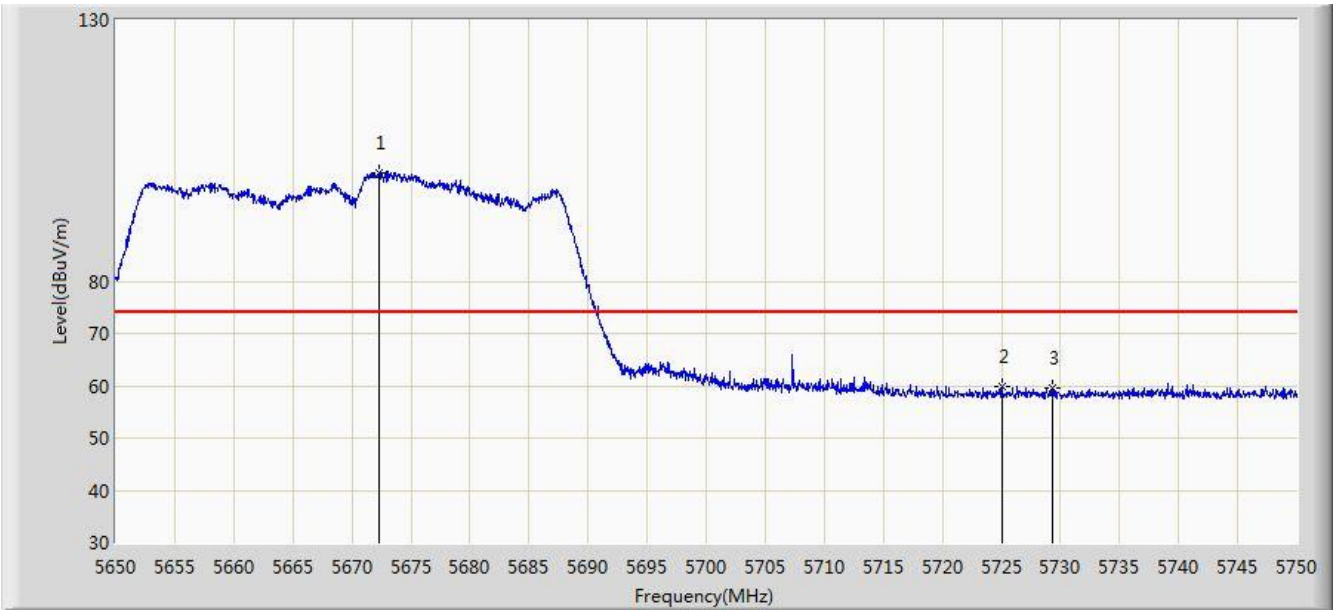

No	Flag	Mark	Frequency (MHz)	Measure Level (dBuV/m)	Reading Level (dBuV)	Over Limit (dB)	Limit (dBuV/m)	Factor (dB)	Type
1		*	5672.250	100.747	93.696	N/A	N/A	7.052	PK
2			5725.000	59.914	52.586	-14.086	74.000	7.328	PK
3			5729.350	59.510	52.162	-14.490	74.000	7.348	PK

Note: Measure Level (dBμV/m) = Reading Level (dBμV) + Factor (dB)

Factor (dB) = Cable Loss (dB) + Antenna Factor (dB/m) + Pre_Amplifier Gain (dB)

Limit: FCC_Part15.209_RE(3m)	Engineer: Cat Hu
Probe: BBHA9120D_1-18GHz	Polarity: Vertical
EUT: VR All-In-One Headset	Power: AC 120V/60Hz
Test Mode: Transmit by 802.11n-HT40 at channel 5670MHz Ant 1 + 2	

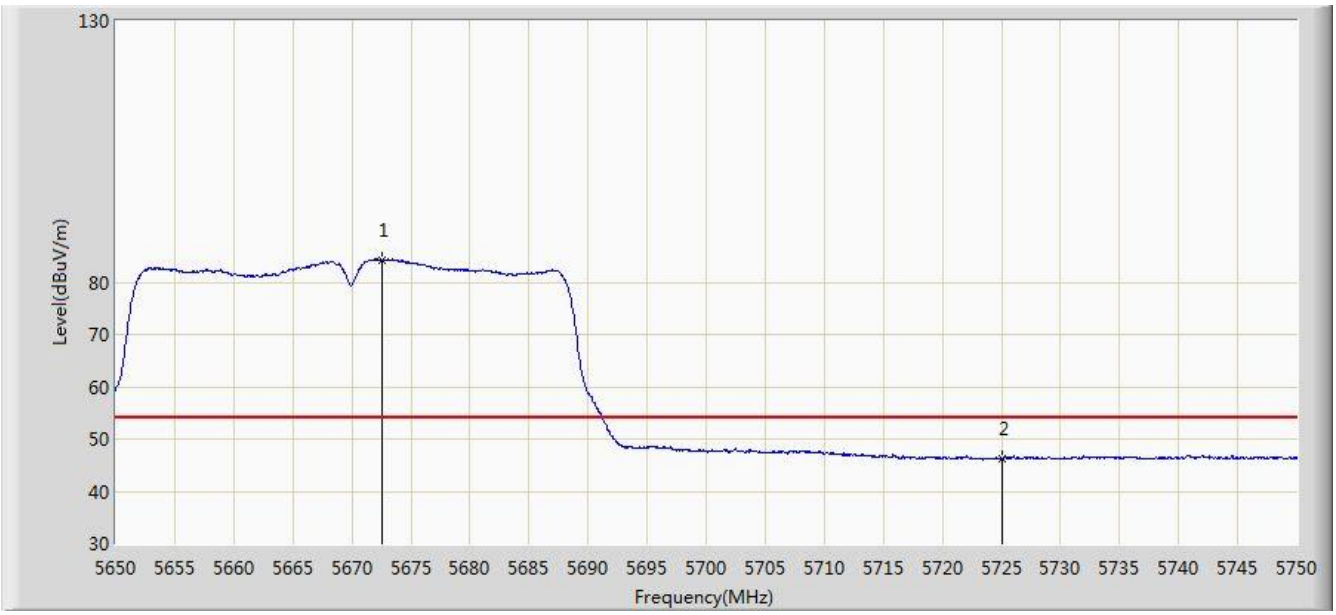

No	Flag	Mark	Frequency (MHz)	Measure Level (dBuV/m)	Reading Level (dBuV)	Over Limit (dB)	Limit (dBuV/m)	Factor (dB)	Type
1		*	5672.500	84.253	77.201	N/A	N/A	7.052	AV
2			5725.000	46.300	38.972	-7.700	54.000	7.328	AV

Note: Measure Level (dBμV/m) = Reading Level (dBμV) + Factor (dB)

Factor (dB) = Cable Loss (dB) + Antenna Factor (dB/m) + Pre_Amplifier Gain (dB)

Site: AC1	Time: 2018/07/04 - 07:58
Limit: FCC_Part15.407_RE(3m)	Engineer: Cat Hu
Probe: BBHA9120D_1-18GHz	Polarity: Horizontal
EUT: VR All-In-One Headset	Power: AC 120V/60Hz
Test Mode: Transmit by 802.11n-HT40 at channel 5755MHz Ant 1 + 2	

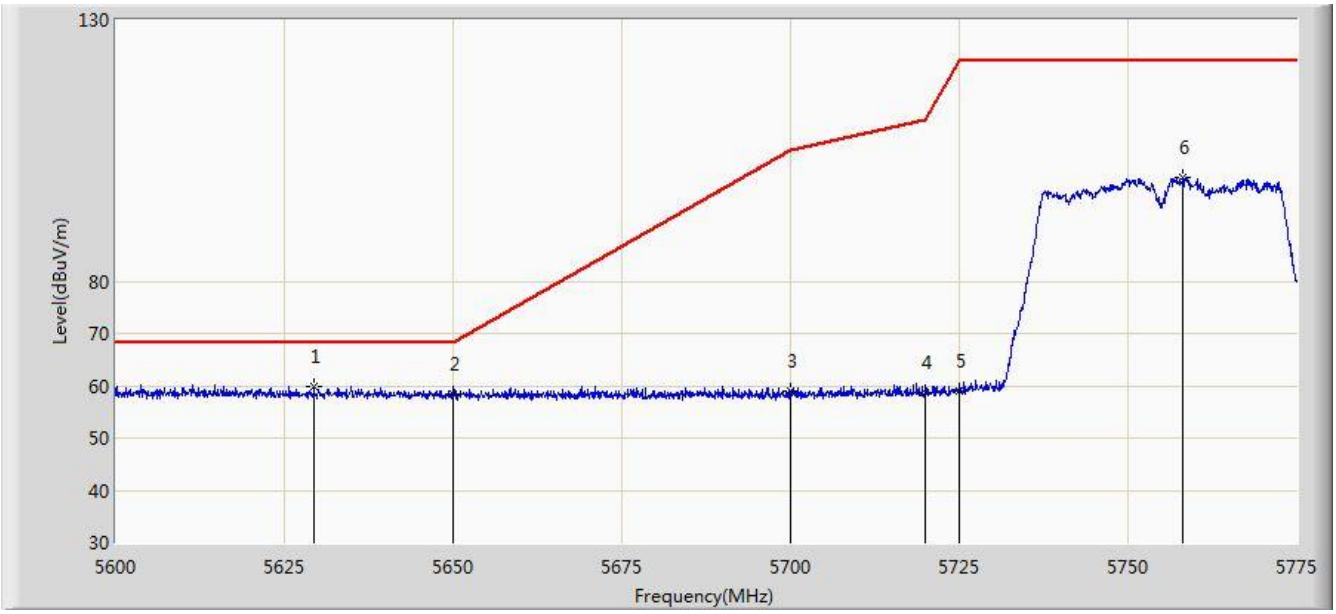

No	Flag	Mark	Frequency (MHz)	Measure Level (dBuV/m)	Reading Level (dBuV)	Over Limit (dB)	Limit (dBuV/m)	Factor (dB)	Type
1		*	5629.400	59.800	52.795	-8.400	68.200	7.005	PK
2			5650.000	58.441	51.436	-9.759	68.200	7.005	PK
3			5700.000	59.022	51.857	-46.178	105.200	7.165	PK
4			5720.000	58.819	51.520	-51.981	110.800	7.299	PK
5			5725.000	59.031	51.703	-63.169	122.200	7.328	PK
6			5758.112	99.750	92.337	N/A	N/A	7.413	PK

Note: Measure Level (dBμV/m) = Reading Level (dBμV) + Factor (dB)

Factor (dB) = Cable Loss (dB) + Antenna Factor (dB/m) + Pre_Amplifier Gain (dB)

Site: AC1	Time: 2018/07/04 - 08:00
Limit: FCC_Part15.407_RE(3m)	Engineer: Cat Hu
Probe: BBHA9120D_1-18GHz	Polarity: Vertical
EUT: VR All-In-One Headset	Power: AC 120V/60Hz
Test Mode: Transmit by 802.11n-HT40 at channel 5755MHz Ant 1 + 2	

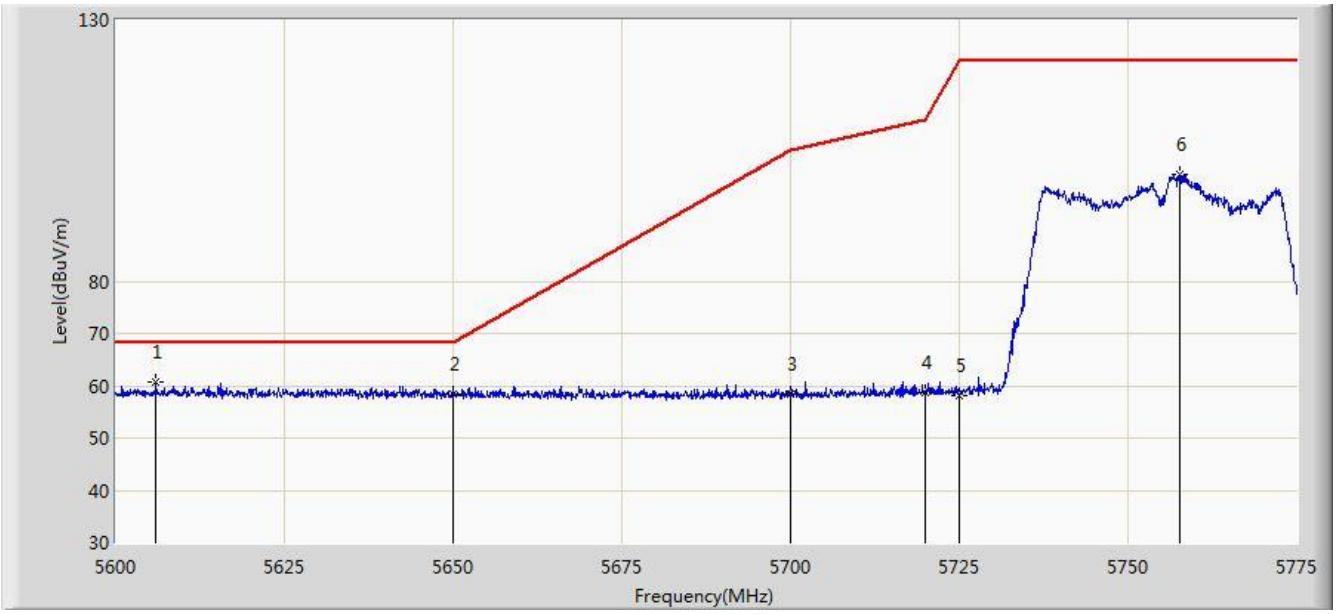

No	Flag	Mark	Frequency (MHz)	Measure Level (dBuV/m)	Reading Level (dBuV)	Over Limit (dB)	Limit (dBuV/m)	Factor (dB)	Type
1		*	5605.950	60.626	53.647	-7.574	68.200	6.979	PK
2			5650.000	58.509	51.504	-9.691	68.200	7.005	PK
3			5700.000	58.280	51.115	-46.920	105.200	7.165	PK
4			5720.000	58.680	51.381	-52.120	110.800	7.299	PK
5			5725.000	58.182	50.854	-64.018	122.200	7.328	PK
6			5757.587	100.469	93.056	N/A	N/A	7.412	PK

Note: Measure Level (dBμV/m) = Reading Level (dBμV) + Factor (dB)

Factor (dB) = Cable Loss (dB) + Antenna Factor (dB/m) + Pre_Amplifier Gain (dB)

Site: AC1	Time: 2018/07/04 - 08:02
Limit: FCC_Part15.407_RE(3m)	Engineer: Cat Hu
Probe: BBHA9120D_1-18GHz	Polarity: Horizontal
EUT: VR All-In-One Headset	Power: AC 120V/60Hz
Test Mode: Transmit by 802.11n-HT40 at channel 5795MHz Ant 1 + 2	

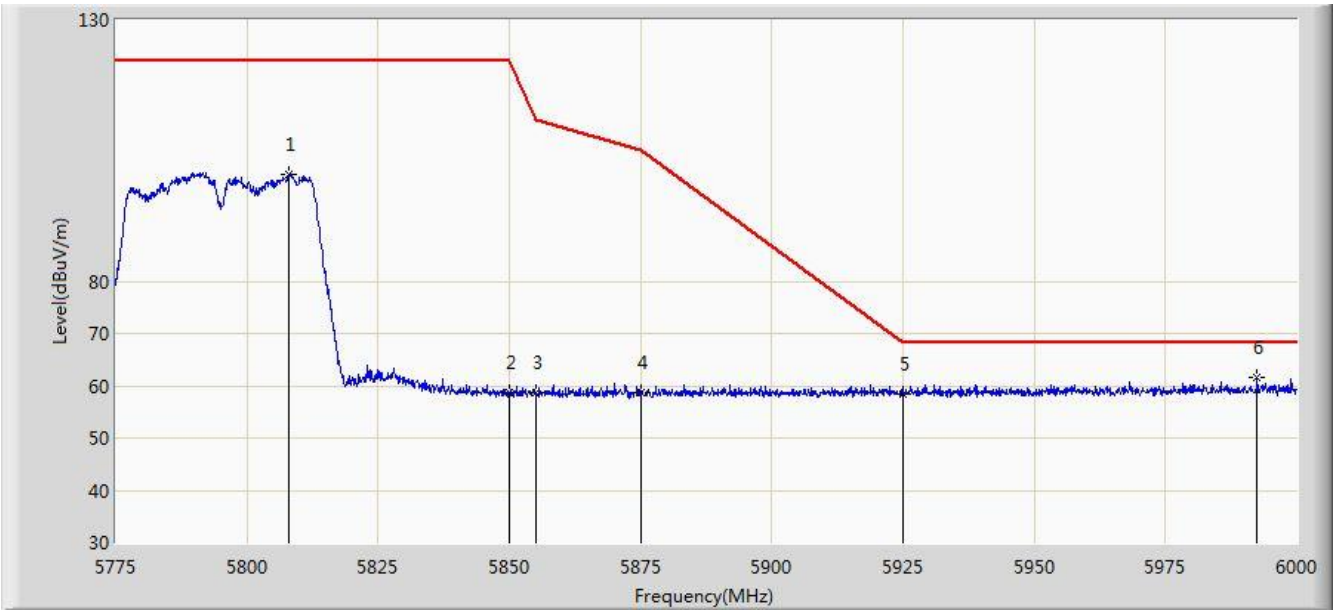

No	Flag	Mark	Frequency (MHz)	Measure Level (dBuV/m)	Reading Level (dBuV)	Over Limit (dB)	Limit (dBuV/m)	Factor (dB)	Type
1			5808.075	100.531	92.947	N/A	N/A	7.584	PK
2			5850.000	58.613	50.840	-63.587	122.200	7.774	PK
3			5855.000	58.671	50.895	-52.129	110.800	7.775	PK
4			5875.000	58.824	51.006	-46.376	105.200	7.818	PK
5			5925.000	58.539	50.720	-9.661	68.200	7.819	PK
6		*	5992.462	61.546	53.602	-6.654	68.200	7.945	PK

Note: Measure Level (dBμV/m) = Reading Level (dBμV) + Factor (dB)

Factor (dB) = Cable Loss (dB) + Antenna Factor (dB/m) + Pre_Amplifier Gain (dB)

Site: AC1	Time: 2018/07/04 - 08:04
Limit: FCC_Part15.407_RE(3m)	Engineer: Cat Hu
Probe: BBHA9120D_1-18GHz	Polarity: Vertical
EUT: VR All-In-One Headset	Power: AC 120V/60Hz
Test Mode: Transmit by 802.11n-HT40 at channel 5795MHz Ant 1 + 2	

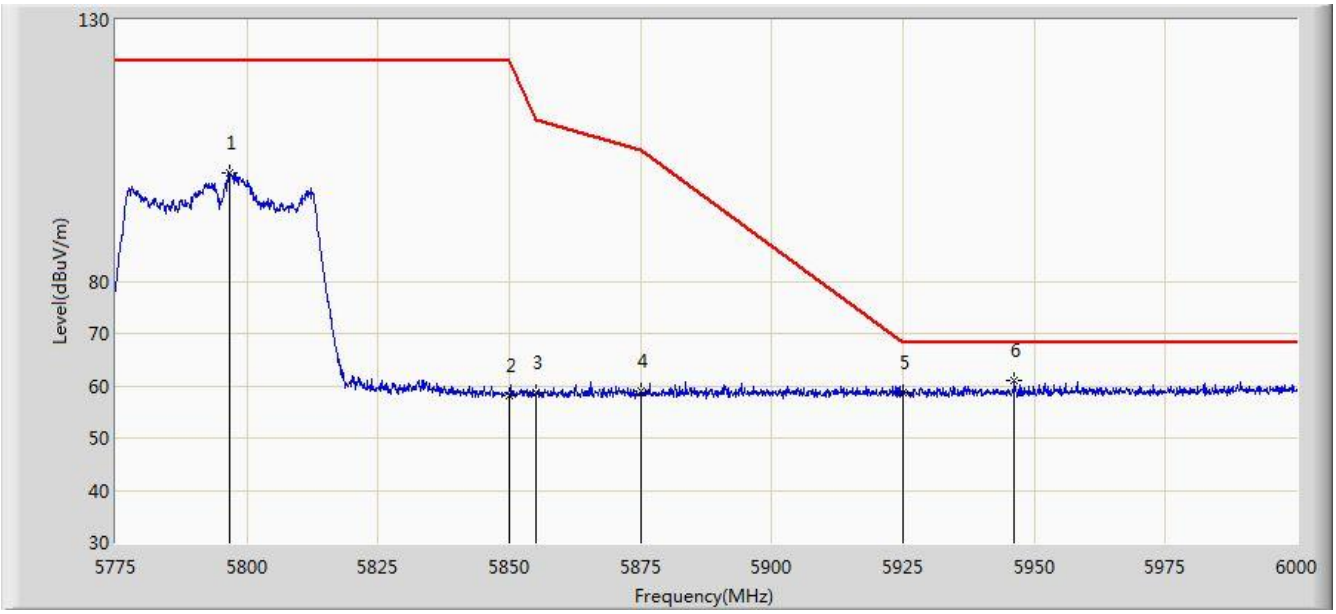

No	Flag	Mark	Frequency (MHz)	Measure Level (dBuV/m)	Reading Level (dBuV)	Over Limit (dB)	Limit (dBuV/m)	Factor (dB)	Type
1			5796.600	100.720	93.174	N/A	N/A	7.545	PK
2			5850.000	58.210	50.437	-63.990	122.200	7.774	PK
3			5855.000	58.643	50.867	-52.157	110.800	7.775	PK
4			5875.000	58.942	51.124	-46.258	105.200	7.818	PK
5			5925.000	58.772	50.953	-9.428	68.200	7.819	PK
6		*	5946.225	61.003	53.159	-7.197	68.200	7.844	PK

Note: Measure Level (dBμV/m) = Reading Level (dBμV) + Factor (dB)

Factor (dB) = Cable Loss (dB) + Antenna Factor (dB/m) + Pre_Amplifier Gain (dB)

Site: AC1	Time: 2018/07/04 - 08:06
Limit: FCC_Part15.209_RE(3m)	Engineer: Cat Hu
Probe: BBHA9120D_1-18GHz	Polarity: Horizontal
EUT: VR All-In-One Headset	Power: AC 120V/60Hz
Test Mode: Transmit by 802.11ac-VHT20 at channel 5180MHz Ant 1 + 2	

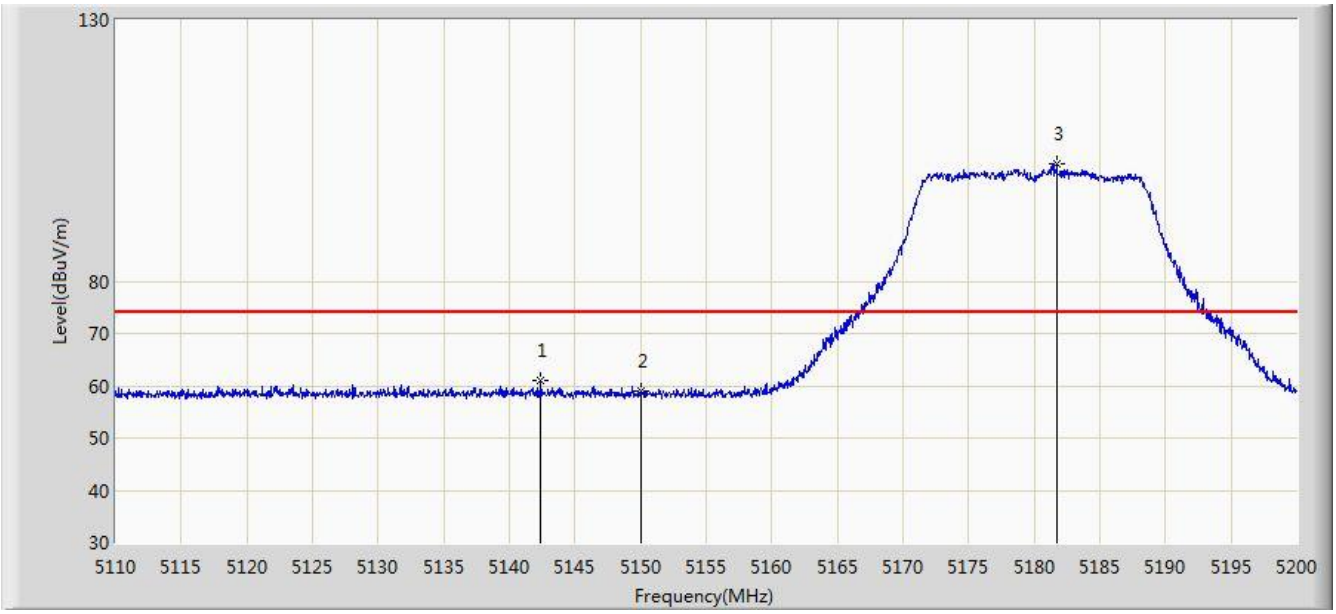

No	Flag	Mark	Frequency (MHz)	Measure Level (dBuV/m)	Reading Level (dBuV)	Over Limit (dB)	Limit (dBuV/m)	Factor (dB)	Type
1			5142.400	60.920	54.329	-13.080	74.000	6.592	PK
2			5150.000	59.033	52.471	-14.967	74.000	6.562	PK
3		*	5181.730	102.331	95.901	N/A	N/A	6.431	PK

Note: Measure Level (dBμV/m) = Reading Level (dBμV) + Factor (dB)

Factor (dB) = Cable Loss (dB) + Antenna Factor (dB/m) + Pre_Amplifier Gain (dB)

Site: AC1	Time: 2018/07/04 - 08:08
Limit: FCC_Part15.209_RE(3m)	Engineer: Cat Hu
Probe: BBHA9120D_1-18GHz	Polarity: Horizontal
EUT: VR All-In-One Headset	Power: AC 120V/60Hz
Test Mode: Transmit by 802.11ac-VHT20 at channel 5180MHz Ant 1 + 2	

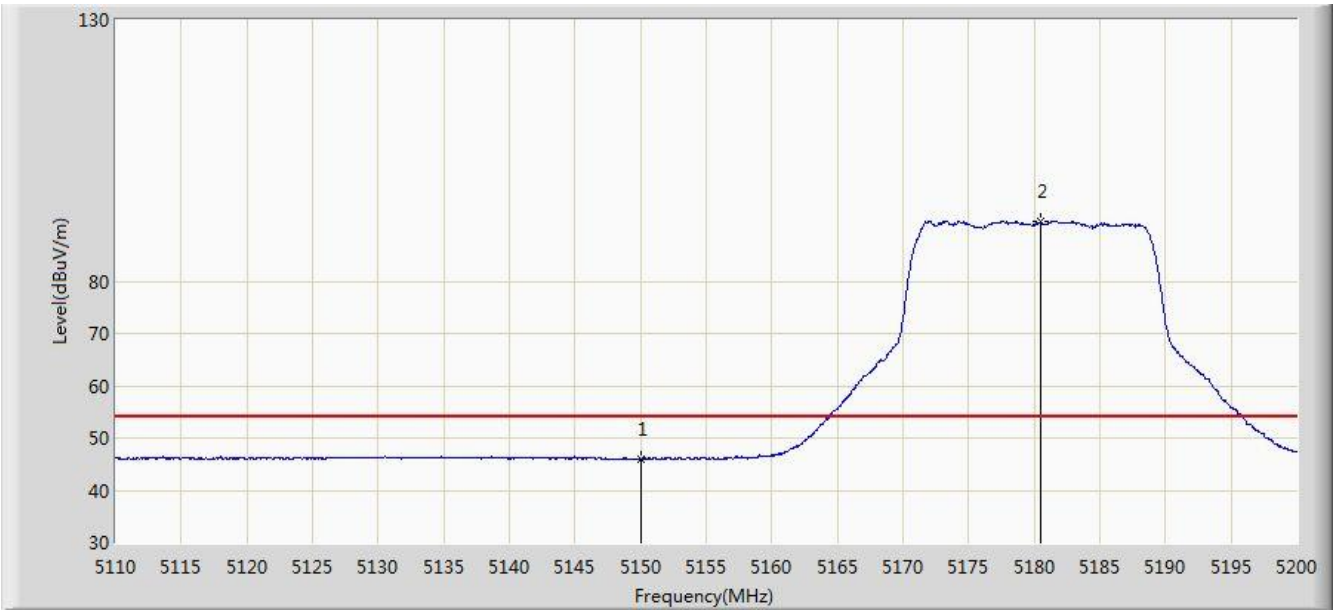

No	Flag	Mark	Frequency (MHz)	Measure Level (dBuV/m)	Reading Level (dBuV)	Over Limit (dB)	Limit (dBuV/m)	Factor (dB)	Type
1			5150.000	46.027	39.465	-7.973	54.000	6.562	AV
2		*	5180.515	91.344	84.904	N/A	N/A	6.440	AV

Note: Measure Level (dBμV/m) = Reading Level (dBμV) + Factor (dB)

Factor (dB) = Cable Loss (dB) + Antenna Factor (dB/m) + Pre_Amplifier Gain (dB)

Site: AC1	Time: 2018/07/04 - 08:09
Limit: FCC_Part15.209_RE(3m)	Engineer: Cat Hu
Probe: BBHA9120D_1-18GHz	Polarity: Vertical
EUT: VR All-In-One Headset	Power: AC 120V/60Hz
Test Mode: Transmit by 802.11ac-VHT20 at channel 5180MHz Ant 1 + 2	

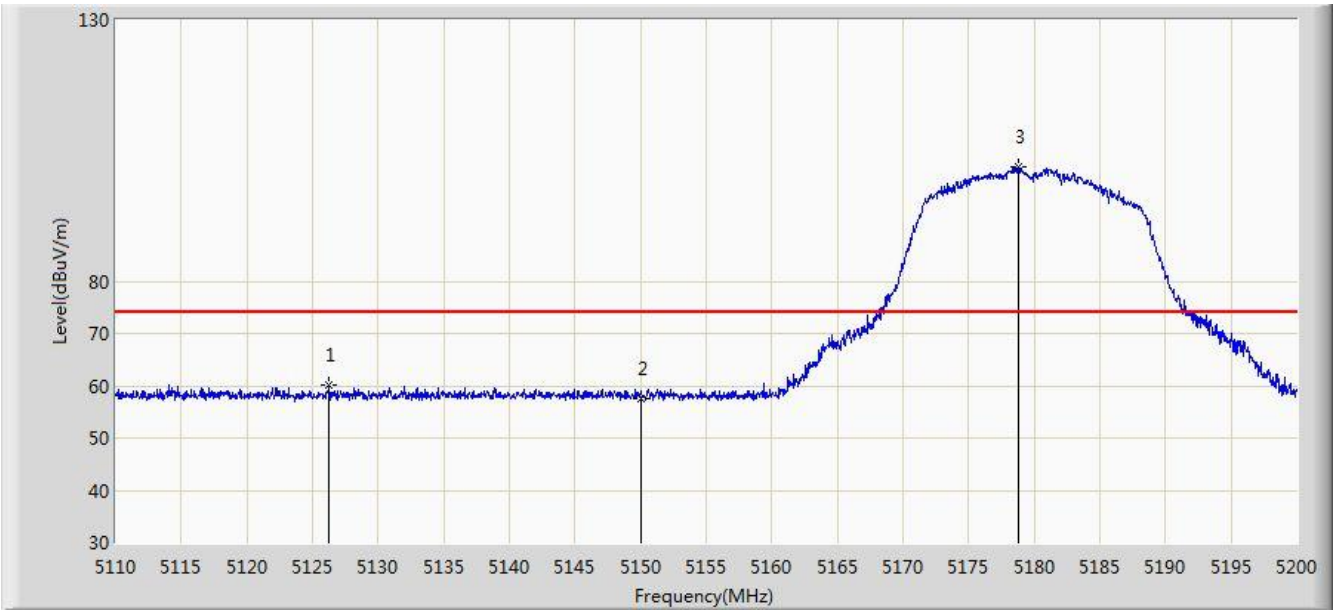

No	Flag	Mark	Frequency (MHz)	Measure Level (dBuV/m)	Reading Level (dBuV)	Over Limit (dB)	Limit (dBuV/m)	Factor (dB)	Type
1			5126.290	60.045	53.394	-13.955	74.000	6.650	PK
2			5150.000	57.649	51.087	-16.351	74.000	6.562	PK
3		*	5178.805	101.755	95.301	N/A	N/A	6.454	PK

Note: Measure Level (dBμV/m) = Reading Level (dBμV) + Factor (dB)

Factor (dB) = Cable Loss (dB) + Antenna Factor (dB/m) + Pre_Amplifier Gain (dB)

Site: AC1	Time: 2018/07/04 - 08:10
Limit: FCC_Part15.209_RE(3m)	Engineer: Cat Hu
Probe: BBHA9120D_1-18GHz	Polarity: Vertical
EUT: VR All-In-One Headset	Power: AC 120V/60Hz
Test Mode: Transmit by 802.11ac-VHT20 at channel 5180MHz Ant 1 + 2	

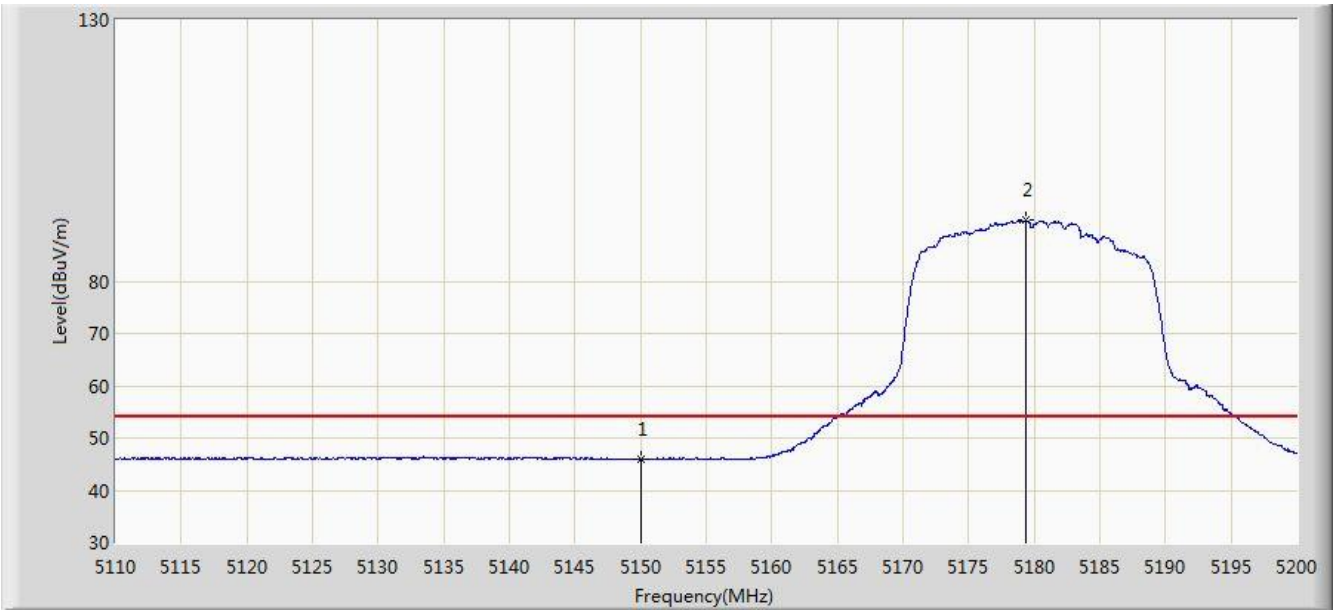

No	Flag	Mark	Frequency (MHz)	Measure Level (dBuV/m)	Reading Level (dBuV)	Over Limit (dB)	Limit (dBuV/m)	Factor (dB)	Type
1			5150.000	45.963	39.401	-8.037	54.000	6.562	AV
2		*	5179.390	91.620	85.171	N/A	N/A	6.448	AV

Note: Measure Level (dBμV/m) = Reading Level (dBμV) + Factor (dB)

Factor (dB) = Cable Loss (dB) + Antenna Factor (dB/m) + Pre_Amplifier Gain (dB)

Site: AC1	Time: 2018/07/04 - 08:12
Limit: FCC_Part15.209_RE(3m)	Engineer: Cat Hu
Probe: BBHA9120D_1-18GHz	Polarity: Horizontal
EUT: VR All-In-One Headset	Power: AC 120V/60Hz
Test Mode: Transmit by 802.11ac-VHT20 at channel 5320MHz Ant 1 + 2	

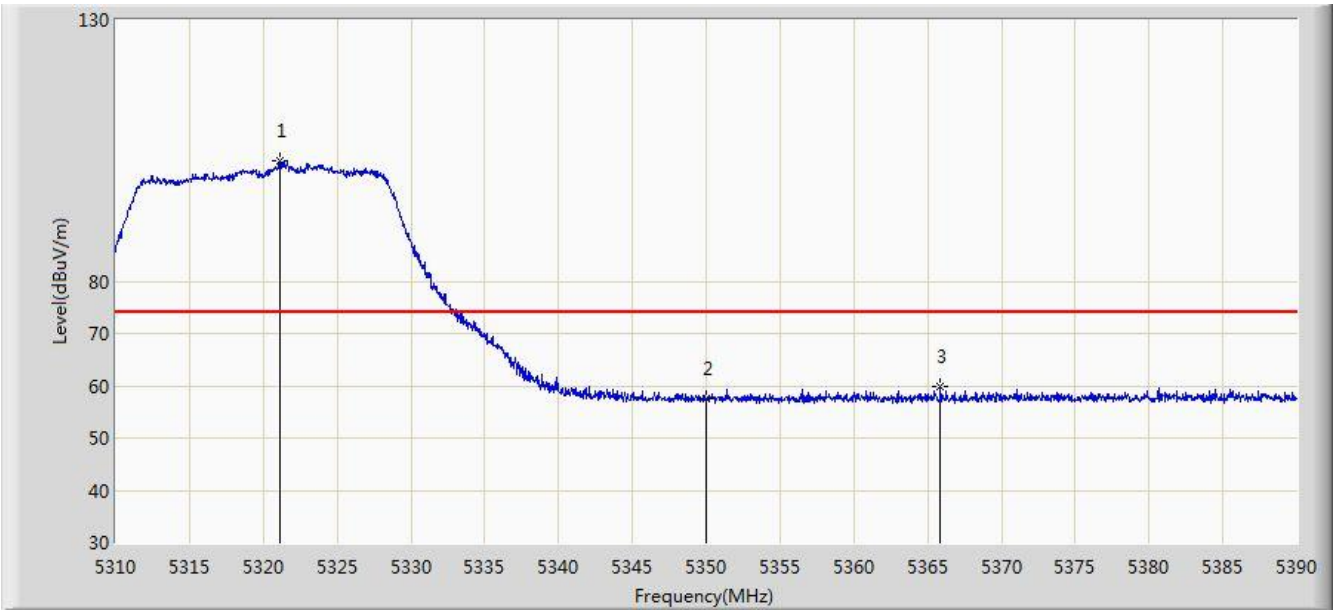

No	Flag	Mark	Frequency (MHz)	Measure Level (dBuV/m)	Reading Level (dBuV)	Over Limit (dB)	Limit (dBuV/m)	Factor (dB)	Type
1		*	5321.120	102.941	96.641	N/A	N/A	6.300	PK
2			5350.000	57.502	51.042	-16.498	74.000	6.460	PK
3			5365.880	59.720	53.201	-14.280	74.000	6.519	PK

Note: Measure Level (dBμV/m) = Reading Level (dBμV) + Factor (dB)

Factor (dB) = Cable Loss (dB) + Antenna Factor (dB/m) + Pre_Amplifier Gain (dB)

Site: AC1	Time: 2018/07/04 - 08:13
Limit: FCC_Part15.209_RE(3m)	Engineer: Cat Hu
Probe: BBHA9120D_1-18GHz	Polarity: Horizontal
EUT: VR All-In-One Headset	Power: AC 120V/60Hz
Test Mode: Transmit by 802.11ac-VHT20 at channel 5320MHz Ant 1 + 2	

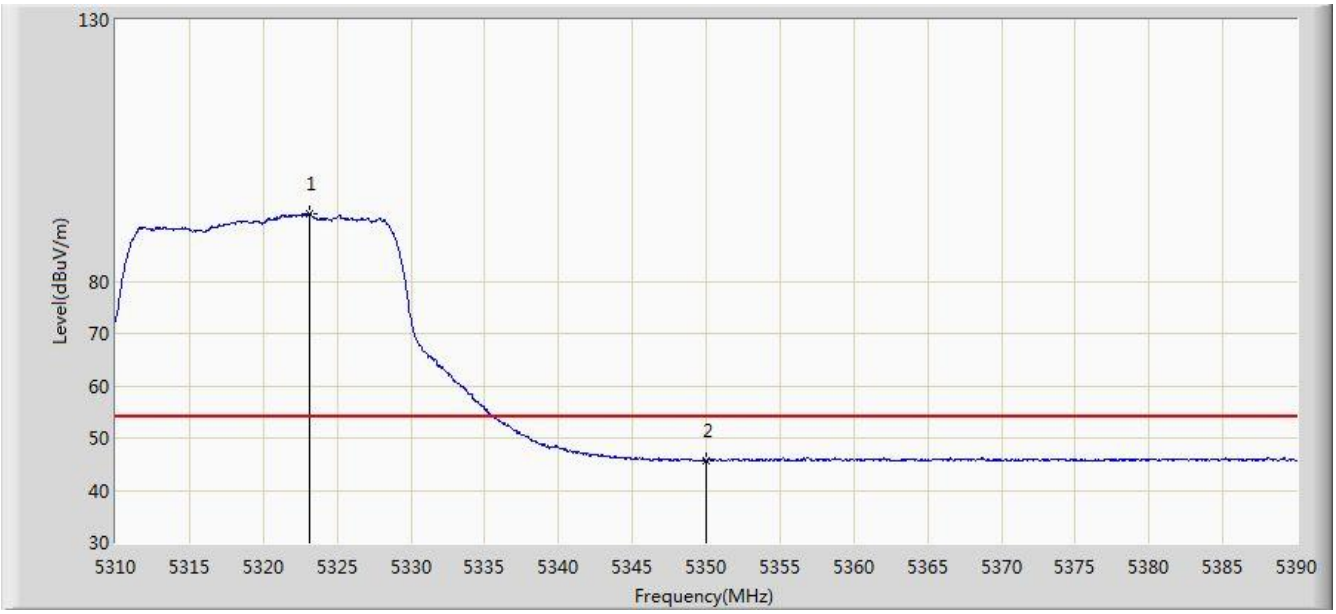

No	Flag	Mark	Frequency (MHz)	Measure Level (dBuV/m)	Reading Level (dBuV)	Over Limit (dB)	Limit (dBuV/m)	Factor (dB)	Type
1		*	5323.160	92.979	86.668	N/A	N/A	6.311	AV
2			5350.000	45.644	39.184	-8.356	54.000	6.460	AV

Note: Measure Level (dBμV/m) = Reading Level (dBμV) + Factor (dB)

Factor (dB) = Cable Loss (dB) + Antenna Factor (dB/m) + Pre_Amplifier Gain (dB)

Site: AC1	Time: 2018/07/04 - 08:14
Limit: FCC_Part15.209_RE(3m)	Engineer: Cat Hu
Probe: BBHA9120D_1-18GHz	Polarity: Vertical
EUT: VR All-In-One Headset	Power: AC 120V/60Hz
Test Mode: Transmit by 802.11ac-VHT20 at channel 5320MHz Ant 1 + 2	

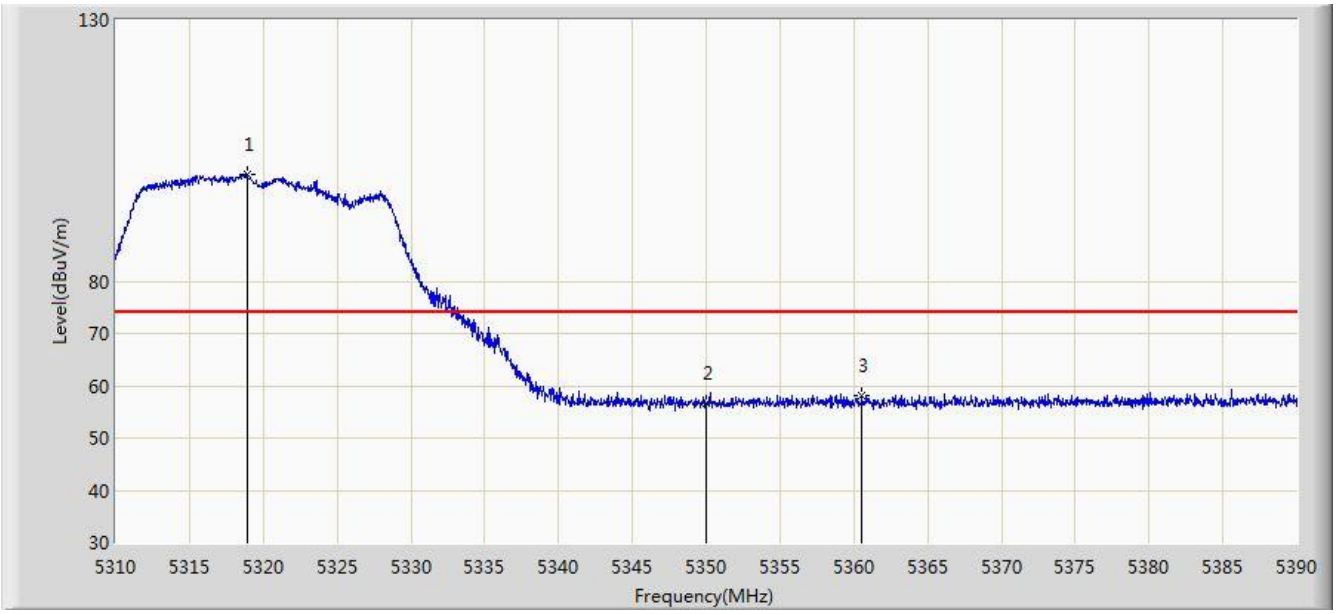

No	Flag	Mark	Frequency (MHz)	Measure Level (dBuV/m)	Reading Level (dBuV)	Over Limit (dB)	Limit (dBuV/m)	Factor (dB)	Type
1		*	5318.880	100.383	94.096	N/A	N/A	6.288	PK
2			5350.000	56.653	50.193	-17.347	74.000	6.460	PK
3			5360.560	58.199	51.698	-15.801	74.000	6.501	PK

Note: Measure Level (dBμV/m) = Reading Level (dBμV) + Factor (dB)

Factor (dB) = Cable Loss (dB) + Antenna Factor (dB/m) + Pre_Amplifier Gain (dB)

Site: AC1	Time: 2018/07/04 - 08:15
Limit: FCC_Part15.209_RE(3m)	Engineer: Cat Hu
Probe: BBHA9120D_1-18GHz	Polarity: Vertical
EUT: VR All-In-One Headset	Power: AC 120V/60Hz
Test Mode: Transmit by 802.11ac-VHT20 at channel 5320MHz Ant 1 + 2	

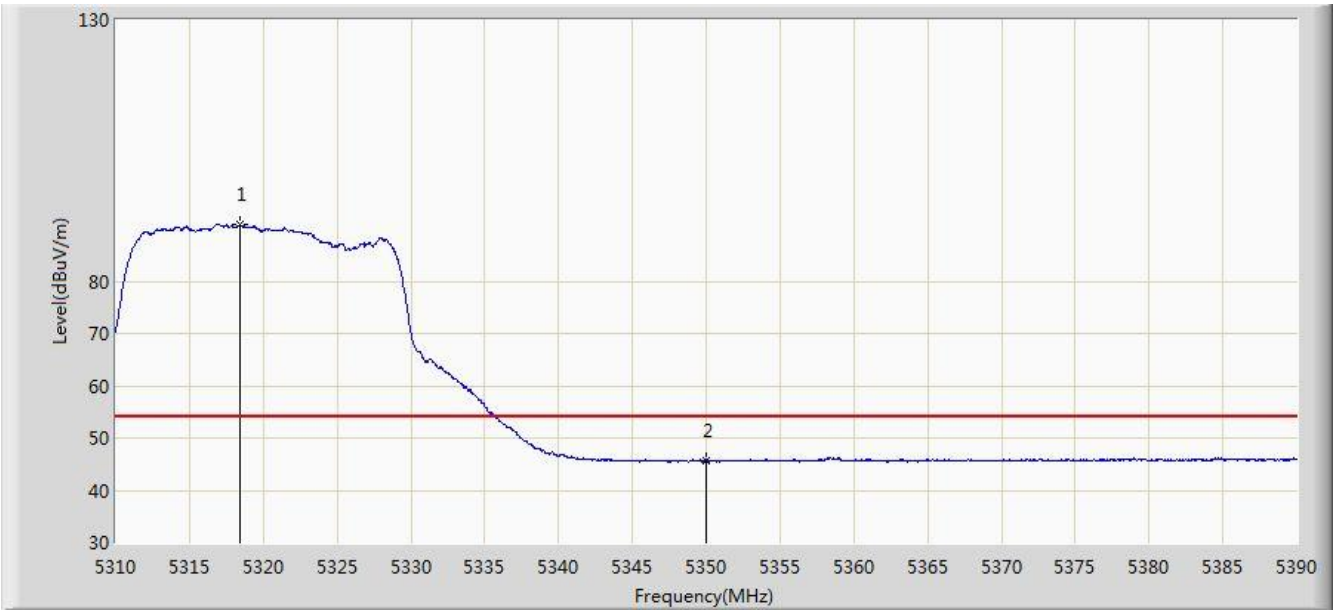

No	Flag	Mark	Frequency (MHz)	Measure Level (dBuV/m)	Reading Level (dBuV)	Over Limit (dB)	Limit (dBuV/m)	Factor (dB)	Type
1		*	5318.400	90.846	84.562	N/A	N/A	6.285	AV
2			5350.000	45.766	39.306	-8.234	54.000	6.460	AV

Note: Measure Level (dBμV/m) = Reading Level (dBμV) + Factor (dB)

Factor (dB) = Cable Loss (dB) + Antenna Factor (dB/m) + Pre_Amplifier Gain (dB)

Site: AC1	Time: 2018/07/04 - 08:16
Limit: FCC_Part15.209_RE(3m)	Engineer: Cat Hu
Probe: BBHA9120D_1-18GHz	Polarity: Horizontal
EUT: VR All-In-One Headset	Power: AC 120V/60Hz
Test Mode: Transmit by 802.11ac-VHT20 at channel 5500MHz Ant 1 + 2	

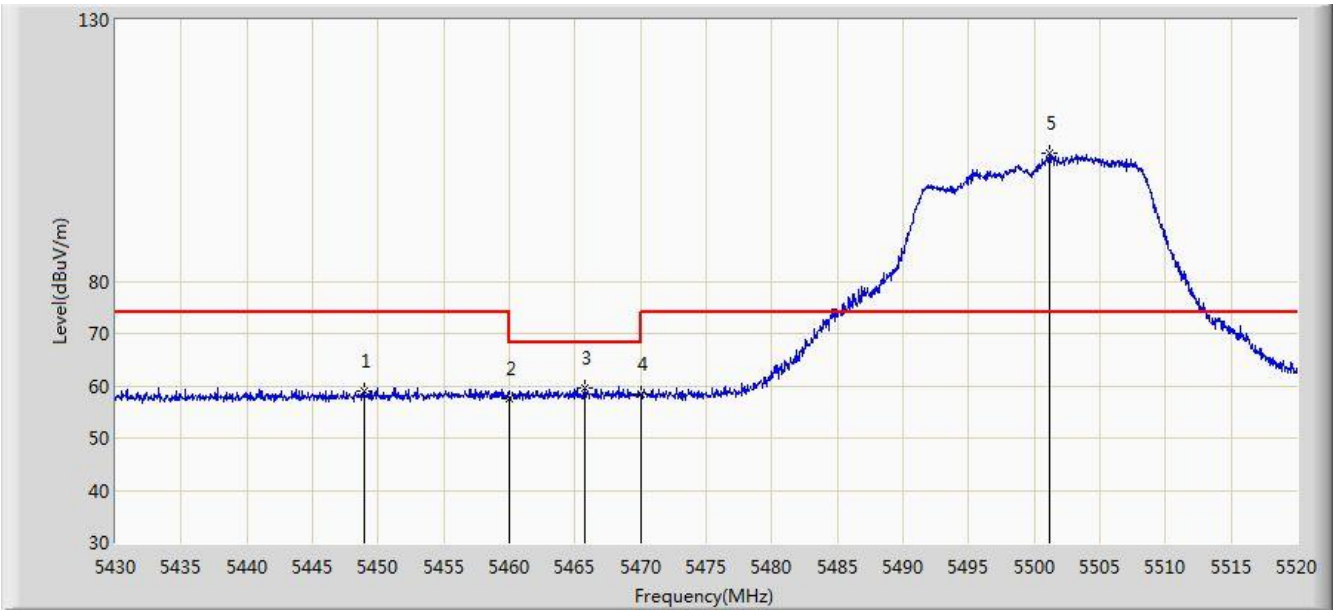

No	Flag	Mark	Frequency (MHz)	Measure Level (dBuV/m)	Reading Level (dBuV)	Over Limit (dB)	Limit (dBuV/m)	Factor (dB)	Type
1			5448.900	59.065	52.329	-14.935	74.000	6.736	PK
2			5460.000	57.640	50.838	-16.360	74.000	6.802	PK
3			5465.775	59.448	52.621	-8.752	68.200	6.827	PK
4			5470.000	58.363	51.518	-9.837	68.200	6.845	PK
5		*	5501.190	104.397	97.580	N/A	N/A	6.818	PK

Note: Measure Level (dBμV/m) = Reading Level (dBμV) + Factor (dB)

Factor (dB) = Cable Loss (dB) + Antenna Factor (dB/m) + Pre_Amplifier Gain (dB)

Site: AC1	Time: 2018/07/04 - 08:18
Limit: FCC_Part15.209_RE(3m)	Engineer: Cat Hu
Probe: BBHA9120D_1-18GHz	Polarity: Horizontal
EUT: VR All-In-One Headset	Power: AC 120V/60Hz
Test Mode: Transmit by 802.11ac-VHT20 at channel 5500MHz Ant 1 + 2	

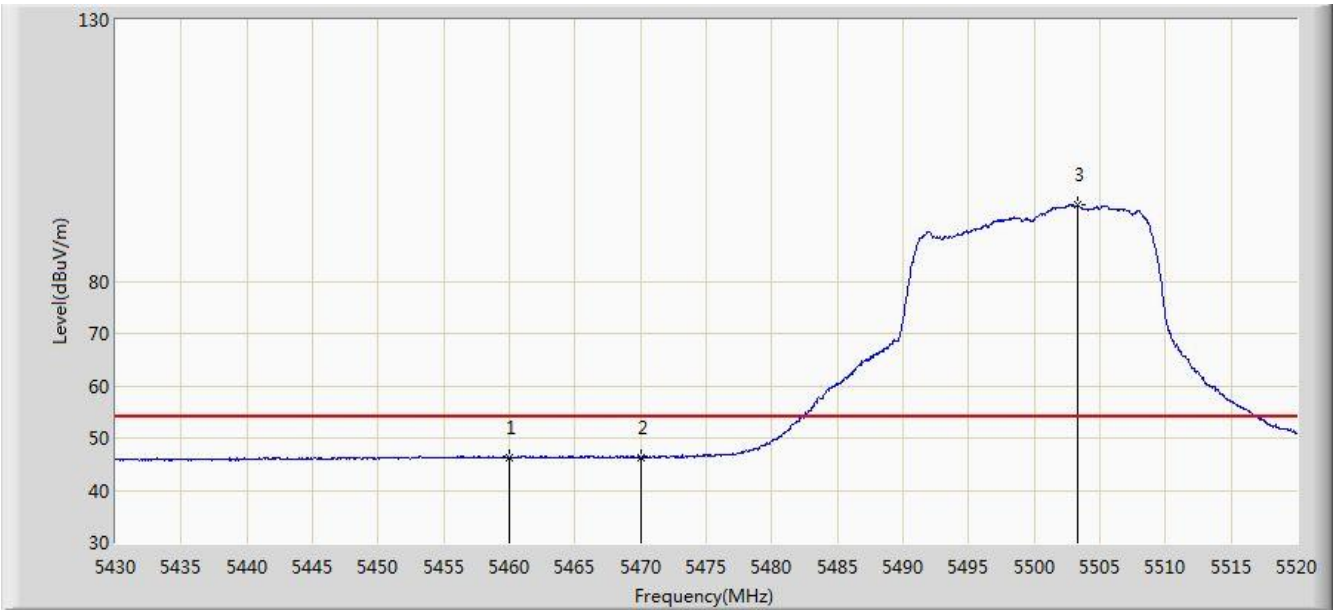

No	Flag	Mark	Frequency (MHz)	Measure Level (dBuV/m)	Reading Level (dBuV)	Over Limit (dB)	Limit (dBuV/m)	Factor (dB)	Type
1			5460.000	46.346	39.544	-7.654	54.000	6.802	AV
2			5470.000	46.282	39.437	-7.718	54.000	6.845	AV
3		*	5503.305	94.525	87.711	N/A	N/A	6.814	AV

Note: Measure Level (dBμV/m) = Reading Level (dBμV) + Factor (dB)

Factor (dB) = Cable Loss (dB) + Antenna Factor (dB/m) + Pre_Amplifier Gain (dB)

Site: AC1	Time: 2018/07/04 - 08:18
Limit: FCC_Part15.209_RE(3m)	Engineer: Cat Hu
Probe: BBHA9120D_1-18GHz	Polarity: Vertical
EUT: VR All-In-One Headset	Power: AC 120V/60Hz
Test Mode: Transmit by 802.11ac-VHT20 at channel 5500MHz Ant 1 + 2	

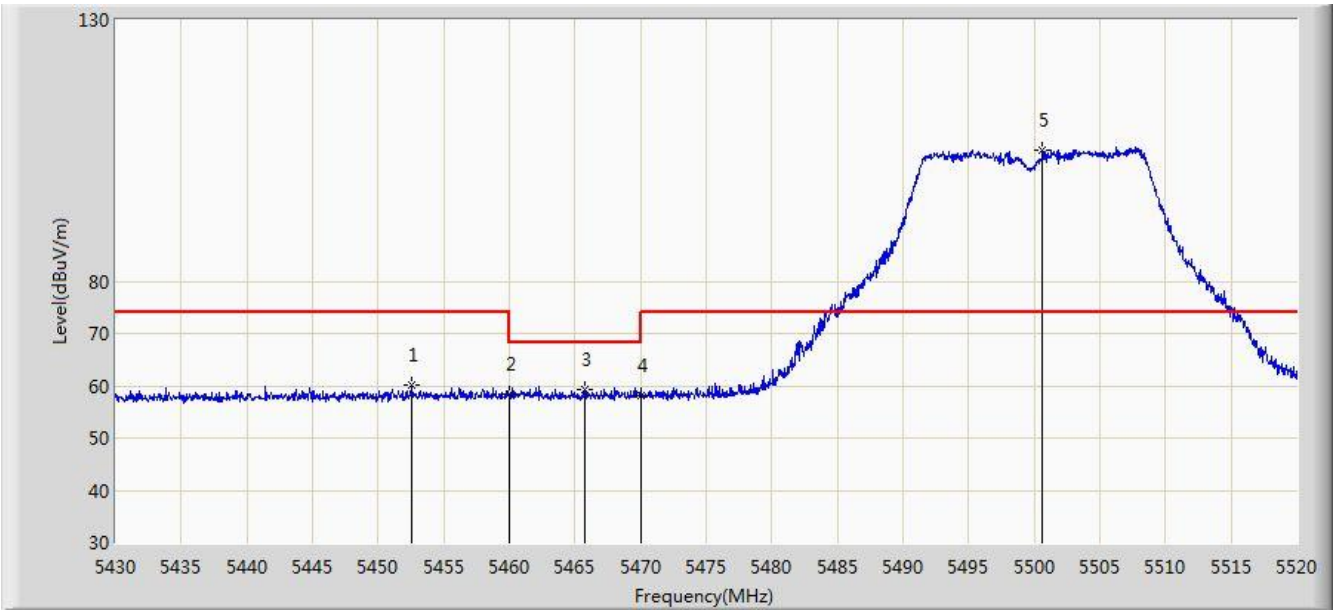

No	Flag	Mark	Frequency (MHz)	Measure Level (dBuV/m)	Reading Level (dBuV)	Over Limit (dB)	Limit (dBuV/m)	Factor (dB)	Type
1			5452.545	60.160	53.396	-13.840	74.000	6.764	PK
2			5460.000	58.261	51.459	-15.739	74.000	6.802	PK
3			5465.730	59.147	52.321	-9.053	68.200	6.827	PK
4			5470.000	58.126	51.281	-10.074	68.200	6.845	PK
5		*	5500.650	105.107	98.289	N/A	N/A	6.818	PK

Note: Measure Level (dBμV/m) = Reading Level (dBμV) + Factor (dB)

Factor (dB) = Cable Loss (dB) + Antenna Factor (dB/m) + Pre_Amplifier Gain (dB)

Site: AC1	Time: 2018/07/04 - 08:20
Limit: FCC_Part15.209_RE(3m)	Engineer: Cat Hu
Probe: BBHA9120D_1-18GHz	Polarity: Vertical
EUT: VR All-In-One Headset	Power: AC 120V/60Hz
Test Mode: Transmit by 802.11ac-VHT20 at channel 5500MHz Ant 1 + 2	

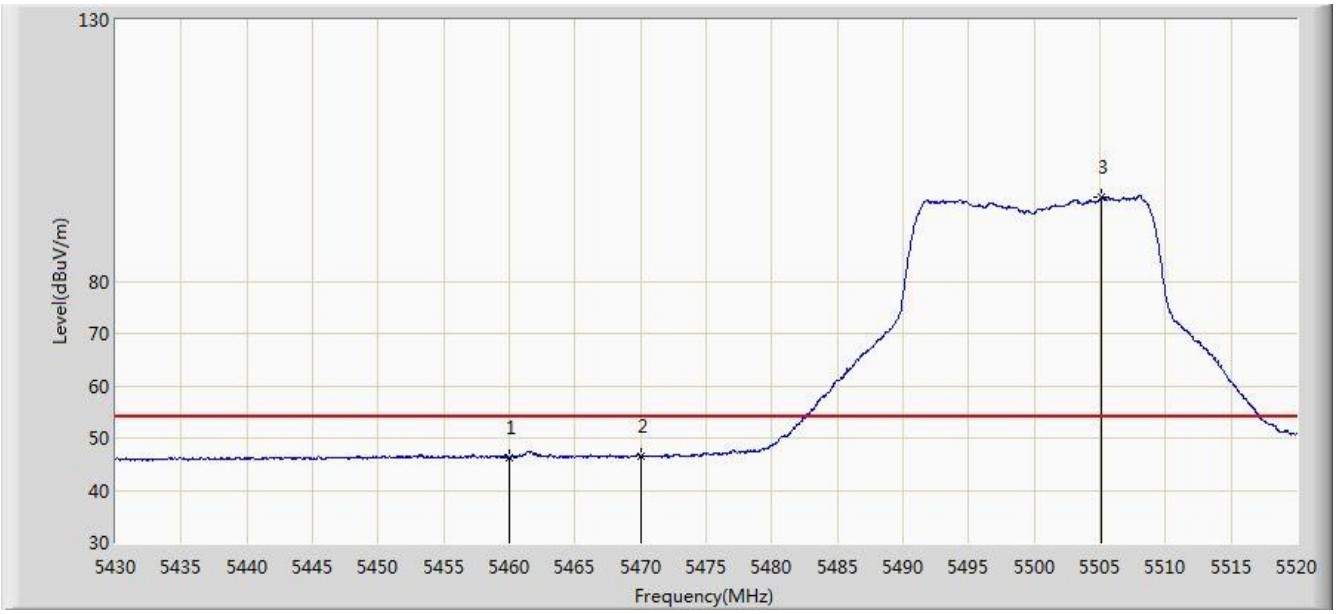

No	Flag	Mark	Frequency (MHz)	Measure Level (dBuV/m)	Reading Level (dBuV)	Over Limit (dB)	Limit (dBuV/m)	Factor (dB)	Type
1			5460.000	46.359	39.557	-7.641	54.000	6.802	AV
2			5470.000	46.501	39.656	-7.499	54.000	6.845	AV
3		*	5505.150	96.005	89.194	N/A	N/A	6.811	AV

Note: Measure Level (dBμV/m) = Reading Level (dBμV) + Factor (dB)

Factor (dB) = Cable Loss (dB) + Antenna Factor (dB/m) + Pre_Amplifier Gain (dB)

Site: AC1	Time: 2018/07/04 - 08:20
Limit: FCC_Part15.209_RE(3m)	Engineer: Cat Hu
Probe: BBHA9120D_1-18GHz	Polarity: Horizontal
EUT: VR All-In-One Headset	Power: AC 120V/60Hz
Test Mode: Transmit by 802.11ac-VHT20 at channel 5700MHz Ant 1 + 2	

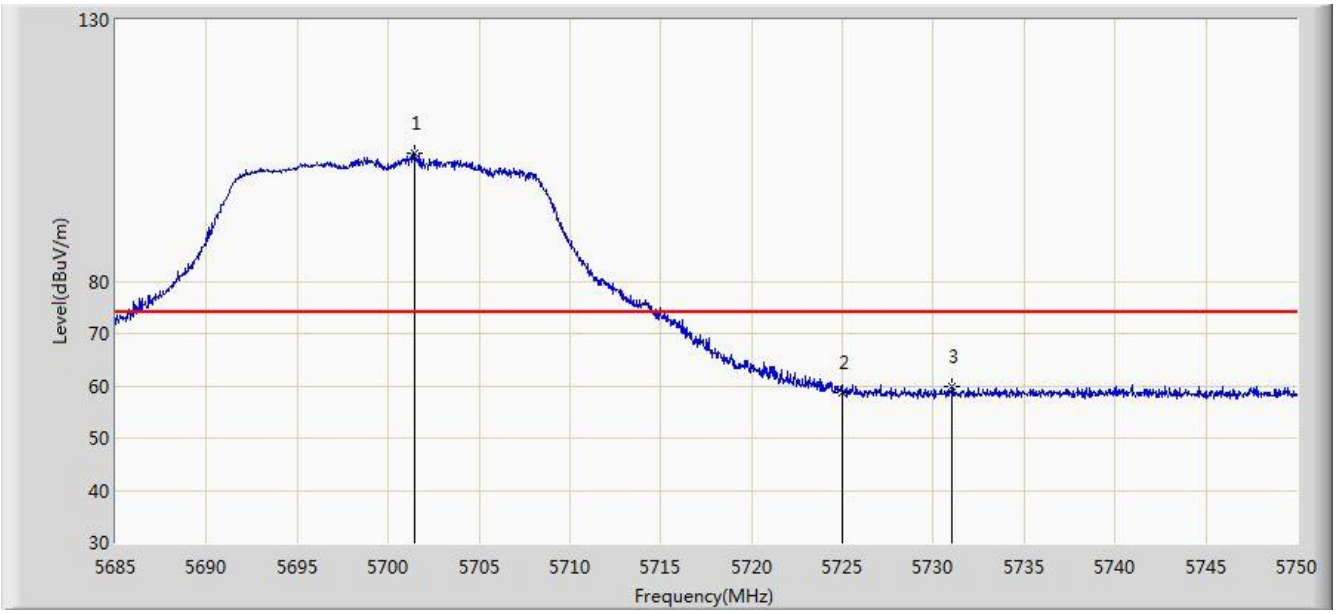

No	Flag	Mark	Frequency (MHz)	Measure Level (dBuV/m)	Reading Level (dBuV)	Over Limit (dB)	Limit (dBuV/m)	Factor (dB)	Type
1		*	5701.413	104.627	97.452	N/A	N/A	7.175	PK
2			5725.000	58.716	51.388	-15.284	74.000	7.328	PK
3			5731.053	59.881	52.526	-14.119	74.000	7.355	PK

Note: Measure Level (dBμV/m) = Reading Level (dBμV) + Factor (dB)

Factor (dB) = Cable Loss (dB) + Antenna Factor (dB/m) + Pre_Amplifier Gain (dB)

Site: AC1	Time: 2018/07/04 - 08:22
Limit: FCC_Part15.209_RE(3m)	Engineer: Cat Hu
Probe: BBHA9120D_1-18GHz	Polarity: Horizontal
EUT: VR All-In-One Headset	Power: AC 120V/60Hz
Test Mode: Transmit by 802.11ac-VHT20 at channel 5700MHz Ant 1 + 2	

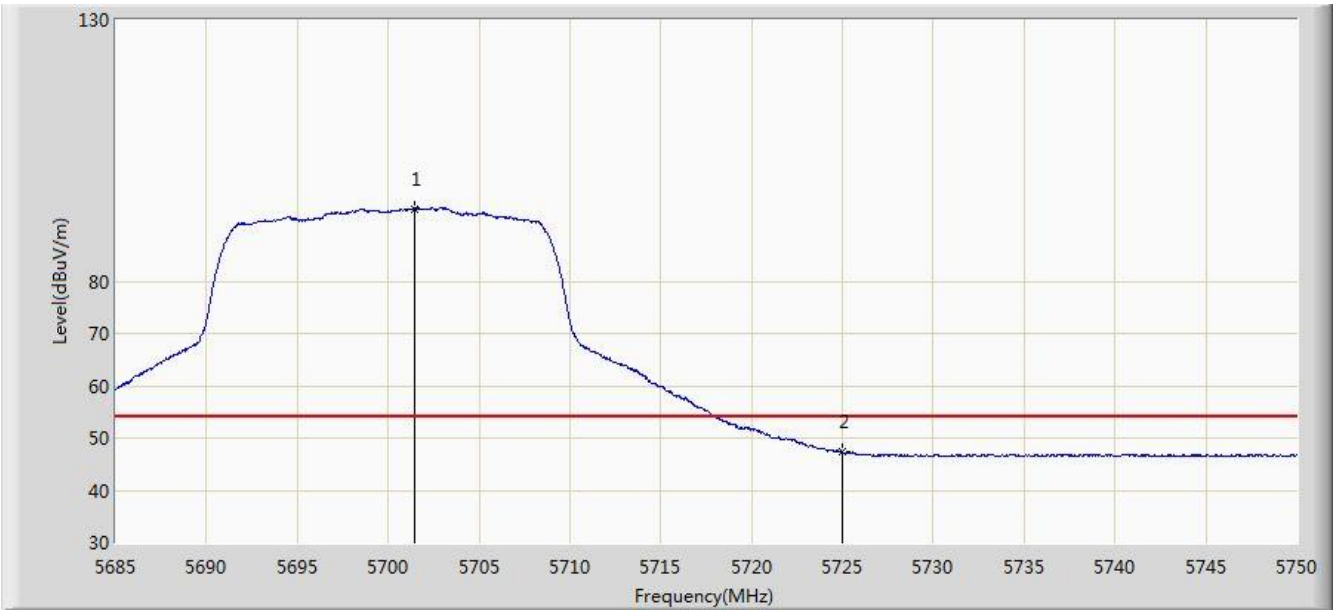

No	Flag	Mark	Frequency (MHz)	Measure Level (dBuV/m)	Reading Level (dBuV)	Over Limit (dB)	Limit (dBuV/m)	Factor (dB)	Type
1		*	5701.413	93.830	86.655	N/A	N/A	7.175	AV
2			5725.000	47.250	39.922	-6.750	54.000	7.328	AV

Note: Measure Level (dBμV/m) = Reading Level (dBμV) + Factor (dB)

Factor (dB) = Cable Loss (dB) + Antenna Factor (dB/m) + Pre_Amplifier Gain (dB)

Site: AC1	Time: 2018/07/04 - 08:22
Limit: FCC_Part15.209_RE(3m)	Engineer: Cat Hu
Probe: BBHA9120D_1-18GHz	Polarity: Vertical
EUT: VR All-In-One Headset	Power: AC 120V/60Hz
Test Mode: Transmit by 802.11ac-VHT20 at channel 5700MHz Ant 1 + 2	

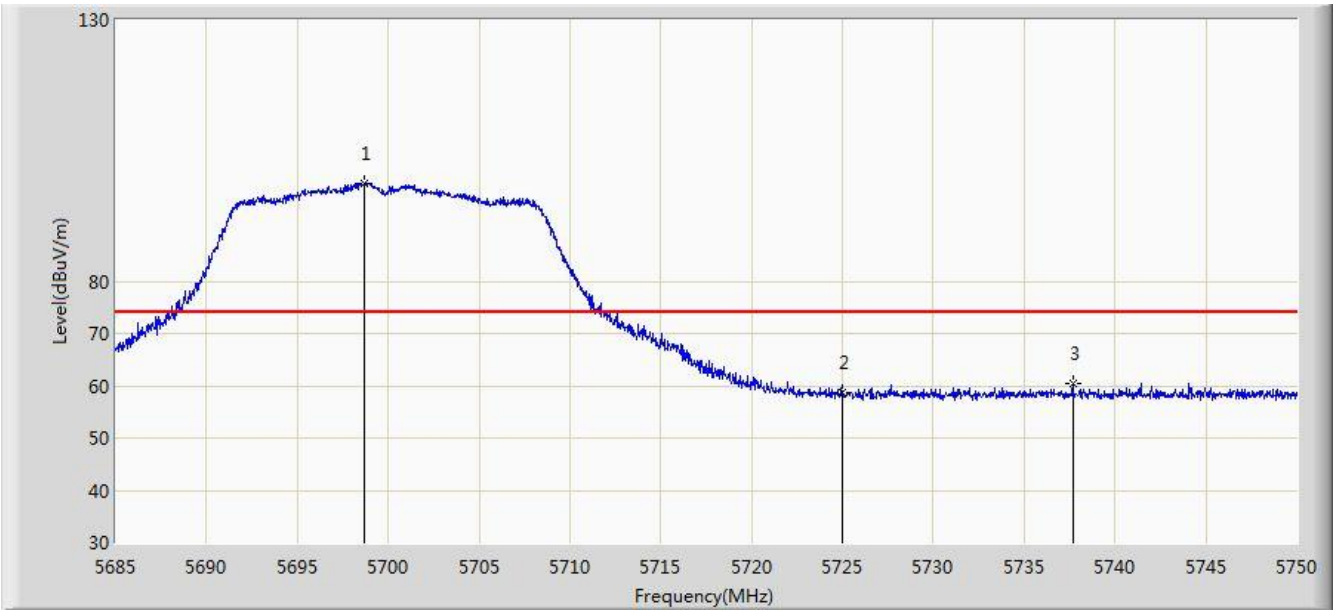

No	Flag	Mark	Frequency (MHz)	Measure Level (dBuV/m)	Reading Level (dBuV)	Over Limit (dB)	Limit (dBuV/m)	Factor (dB)	Type
1		*	5698.715	98.793	91.636	N/A	N/A	7.157	PK
2			5725.000	58.787	51.459	-15.213	74.000	7.328	PK
3			5737.683	60.465	53.082	-13.535	74.000	7.383	PK

Note: Measure Level (dBμV/m) = Reading Level (dBμV) + Factor (dB)

Factor (dB) = Cable Loss (dB) + Antenna Factor (dB/m) + Pre_Amplifier Gain (dB)

Site: AC1	Time: 2018/07/04 - 08:23
Limit: FCC_Part15.209_RE(3m)	Engineer: Cat Hu
Probe: BBHA9120D_1-18GHz	Polarity: Vertical
EUT: VR All-In-One Headset	Power: AC 120V/60Hz
Test Mode: Transmit by 802.11ac-VHT20 at channel 5700MHz Ant 1 + 2	

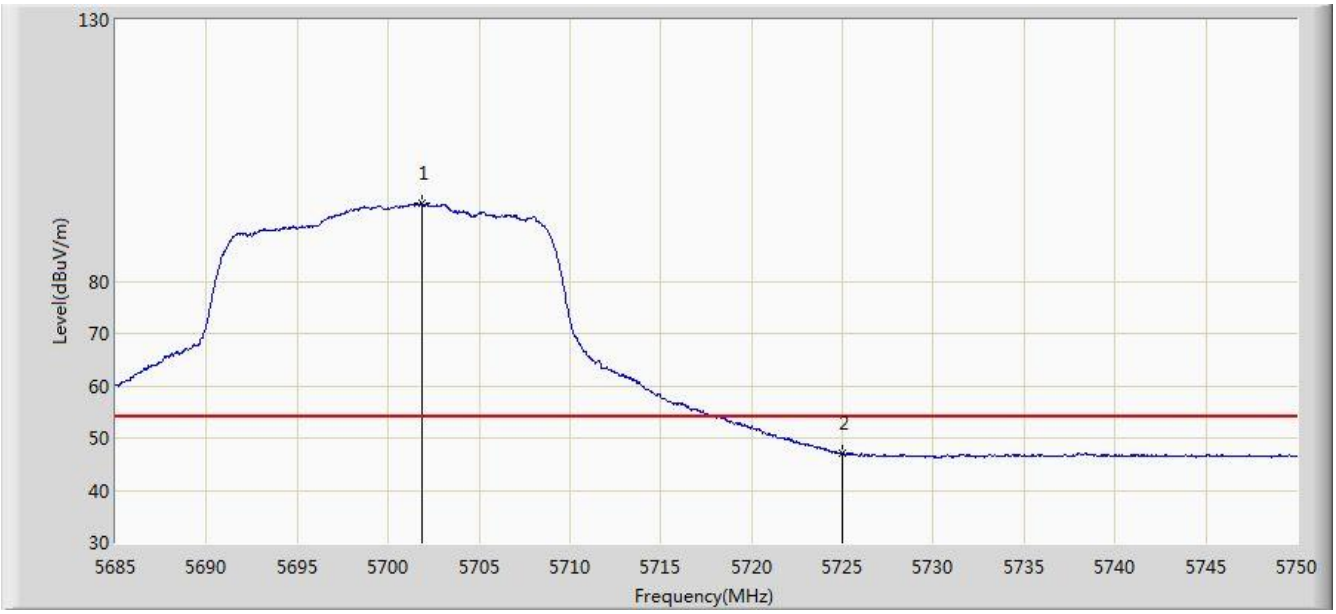

No	Flag	Mark	Frequency (MHz)	Measure Level (dBuV/m)	Reading Level (dBuV)	Over Limit (dB)	Limit (dBuV/m)	Factor (dB)	Type
1		*	5701.835	94.818	87.640	N/A	N/A	7.177	AV
2			5725.000	47.025	39.697	-6.975	54.000	7.328	AV

Note: Measure Level (dBμV/m) = Reading Level (dBμV) + Factor (dB)

Factor (dB) = Cable Loss (dB) + Antenna Factor (dB/m) + Pre_Amplifier Gain (dB)

Site: AC1	Time: 2018/07/04 - 08:24
Limit: FCC_Part15.407_RE(3m)	Engineer: Cat Hu
Probe: BBHA9120D_1-18GHz	Polarity: Horizontal
EUT: VR All-In-One Headset	Power: AC 120V/60Hz
Test Mode: Transmit by 802.11ac-VHT20 at channel 5745MHz Ant 1 + 2	

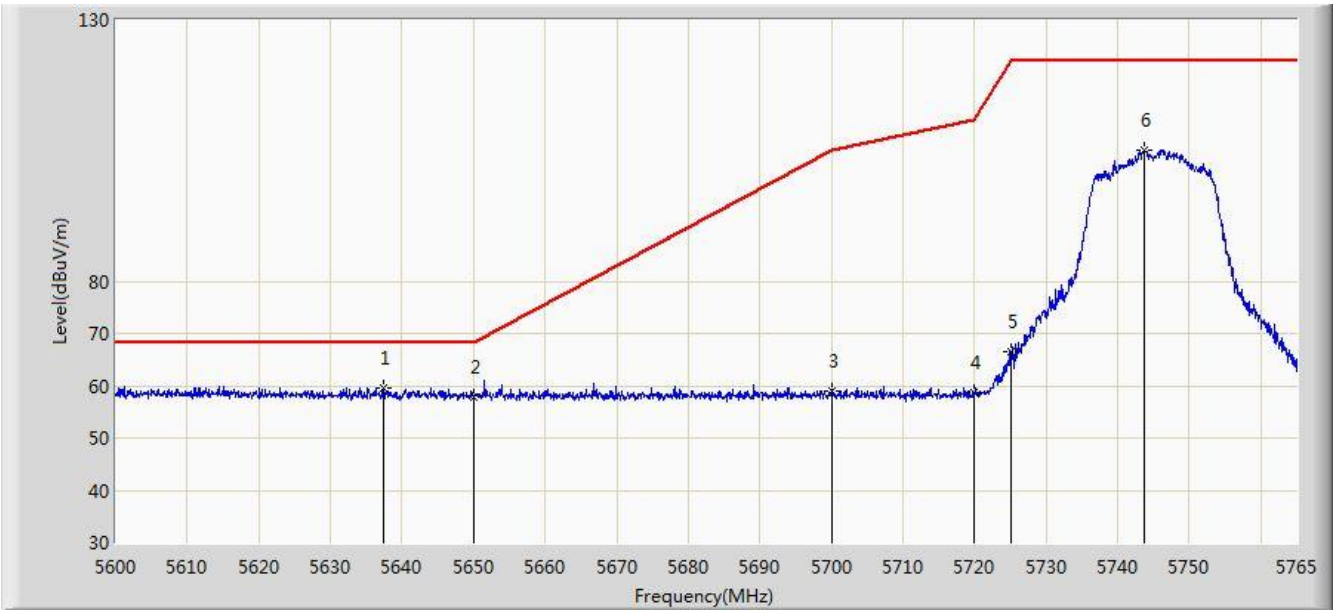

No	Flag	Mark	Frequency (MHz)	Measure Level (dBuV/m)	Reading Level (dBuV)	Over Limit (dB)	Limit (dBuV/m)	Factor (dB)	Type
1		*	5637.455	59.488	52.497	-8.712	68.200	6.991	PK
2			5650.000	57.865	50.860	-10.335	68.200	7.005	PK
3			5700.000	58.985	51.820	-46.215	105.200	7.165	PK
4			5720.000	58.630	51.331	-52.170	110.800	7.299	PK
5			5725.000	66.415	59.087	-55.785	122.200	7.328	PK
6			5743.715	105.012	97.608	N/A	N/A	7.404	PK

Note: Measure Level (dBμV/m) = Reading Level (dBμV) + Factor (dB)

Factor (dB) = Cable Loss (dB) + Antenna Factor (dB/m) + Pre_Amplifier Gain (dB)

Site: AC1	Time: 2018/07/04 - 08:25
Limit: FCC_Part15.407_RE(3m)	Engineer: Cat Hu
Probe: BBHA9120D_1-18GHz	Polarity: Vertical
EUT: VR All-In-One Headset	Power: AC 120V/60Hz
Test Mode: Transmit by 802.11ac-VHT20 at channel 5745MHz Ant 1 + 2	

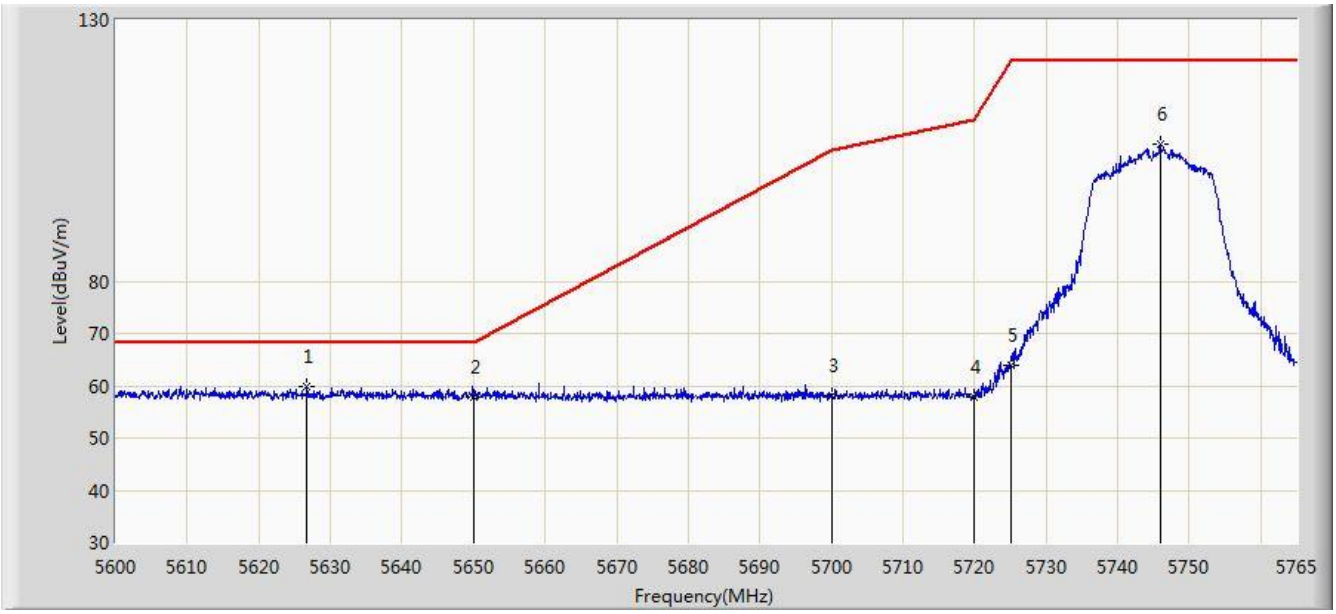

No	Flag	Mark	Frequency (MHz)	Measure Level (dBuV/m)	Reading Level (dBuV)	Over Limit (dB)	Limit (dBuV/m)	Factor (dB)	Type
1		*	5626.730	59.765	52.755	-8.435	68.200	7.010	PK
2			5650.000	57.882	50.877	-10.318	68.200	7.005	PK
3			5700.000	57.991	50.826	-47.209	105.200	7.165	PK
4			5720.000	57.803	50.504	-52.997	110.800	7.299	PK
5			5725.000	63.854	56.526	-58.346	122.200	7.328	PK
6			5745.942	106.245	98.840	N/A	N/A	7.405	PK

Note: Measure Level (dBμV/m) = Reading Level (dBμV) + Factor (dB)

Factor (dB) = Cable Loss (dB) + Antenna Factor (dB/m) + Pre_Amplifier Gain (dB)

Site: AC1	Time: 2018/07/04 - 08:27
Limit: FCC_Part15.407_RE(3m)	Engineer: Cat Hu
Probe: BBHA9120D_1-18GHz	Polarity: Horizontal
EUT: VR All-In-One Headset	Power: AC 120V/60Hz
Test Mode: Transmit by 802.11ac-VHT20 at channel 5825MHz Ant 1 + 2	

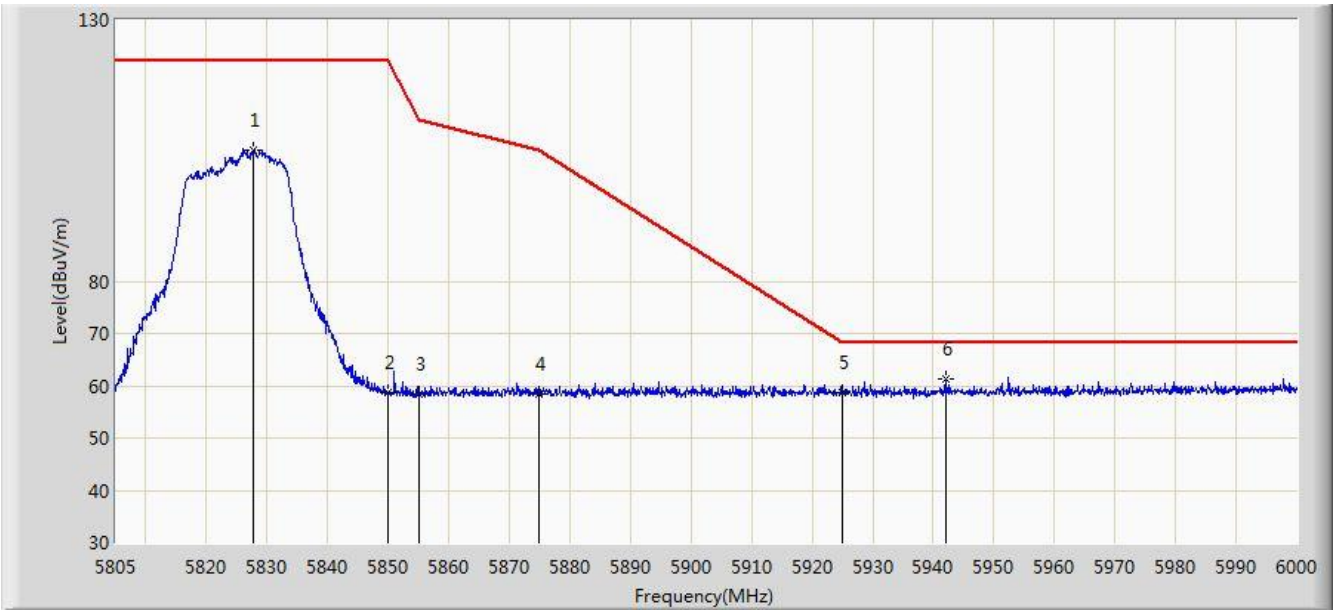

No	Flag	Mark	Frequency (MHz)	Measure Level (dBuV/m)	Reading Level (dBuV)	Over Limit (dB)	Limit (dBuV/m)	Factor (dB)	Type
1			5827.620	105.133	97.463	N/A	N/A	7.671	PK
2			5850.000	58.617	50.844	-63.583	122.200	7.774	PK
3			5855.000	58.378	50.602	-52.422	110.800	7.775	PK
4			5875.000	58.547	50.729	-46.653	105.200	7.818	PK
5			5925.000	58.699	50.880	-9.501	68.200	7.819	PK
6		*	5941.987	61.302	53.464	-6.898	68.200	7.837	PK

Note: Measure Level (dBμV/m) = Reading Level (dBμV) + Factor (dB)

Factor (dB) = Cable Loss (dB) + Antenna Factor (dB/m) + Pre_Amplifier Gain (dB)

Site: AC1	Time: 2018/07/04 - 08:28
Limit: FCC_Part15.407_RE(3m)	Engineer: Cat Hu
Probe: BBHA9120D_1-18GHz	Polarity: Vertical
EUT: VR All-In-One Headset	Power: AC 120V/60Hz
Test Mode: Transmit by 802.11ac-VHT20 at channel 5825MHz Ant 1 + 2	

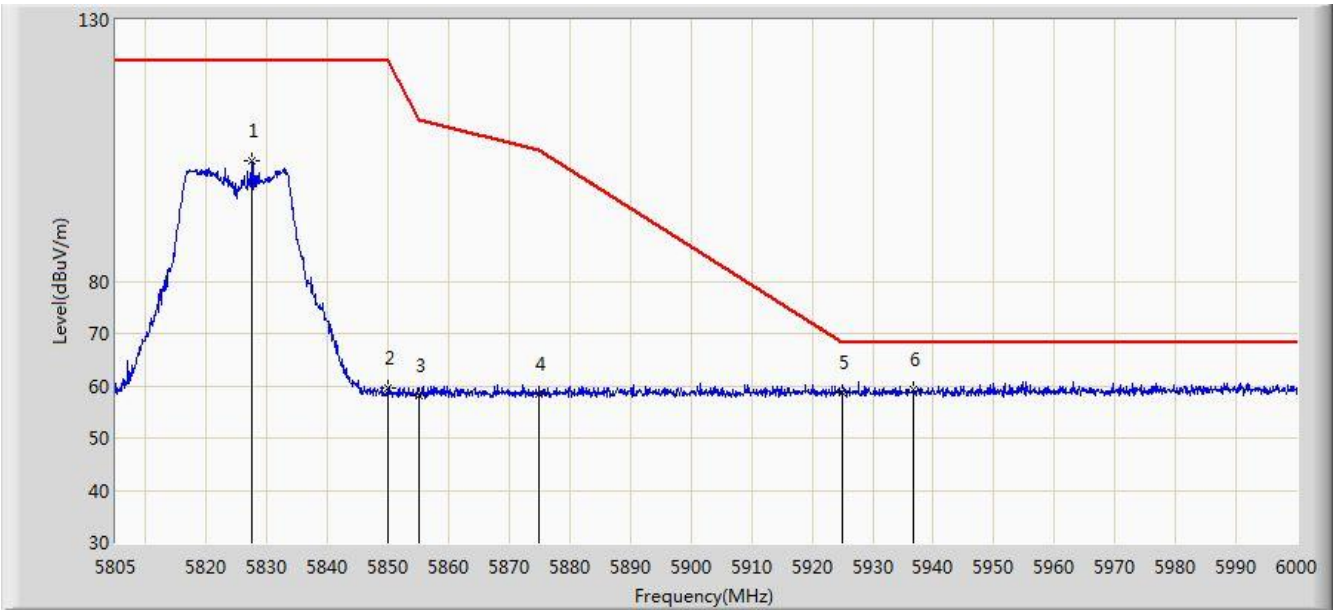

No	Flag	Mark	Frequency (MHz)	Measure Level (dBuV/m)	Reading Level (dBuV)	Over Limit (dB)	Limit (dBuV/m)	Factor (dB)	Type
1			5827.425	103.145	95.476	N/A	N/A	7.669	PK
2			5850.000	59.487	51.714	-62.713	122.200	7.774	PK
3			5855.000	58.230	50.454	-52.570	110.800	7.775	PK
4			5875.000	58.415	50.597	-46.785	105.200	7.818	PK
5			5925.000	58.627	50.808	-9.573	68.200	7.819	PK
6		*	5936.723	59.396	51.565	-8.804	68.200	7.831	PK

Note: Measure Level (dBμV/m) = Reading Level (dBμV) + Factor (dB)

Factor (dB) = Cable Loss (dB) + Antenna Factor (dB/m) + Pre_Amplifier Gain (dB)

Site: AC1	Time: 2018/07/04 - 08:30
Limit: FCC_Part15.209_RE(3m)	Engineer: Cat Hu
Probe: BBHA9120D_1-18GHz	Polarity: Horizontal
EUT: VR All-In-One Headset	Power: AC 120V/60Hz
Test Mode: Transmit by 802.11ac-VHT40 at channel 5190MHz Ant 1 + 2	

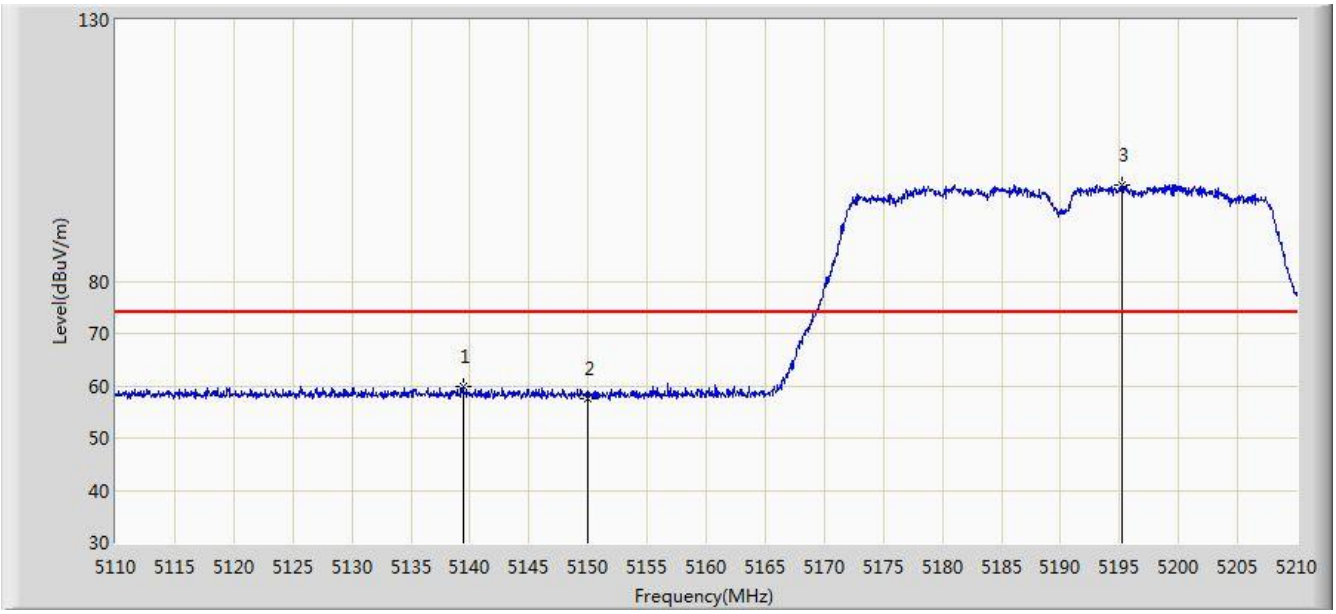

No	Flag	Mark	Frequency (MHz)	Measure Level (dBuV/m)	Reading Level (dBuV)	Over Limit (dB)	Limit (dBuV/m)	Factor (dB)	Type
1			5139.400	59.802	53.194	-14.198	74.000	6.608	PK
2			5150.000	57.657	51.095	-16.343	74.000	6.562	PK
3		*	5195.250	98.331	91.979	N/A	N/A	6.352	PK

Note: Measure Level (dBμV/m) = Reading Level (dBμV) + Factor (dB)

Factor (dB) = Cable Loss (dB) + Antenna Factor (dB/m) + Pre_Amplifier Gain (dB)

Site: AC1	Time: 2018/07/04 - 08:32
Limit: FCC_Part15.209_RE(3m)	Engineer: Cat Hu
Probe: BBHA9120D_1-18GHz	Polarity: Horizontal
EUT: VR All-In-One Headset	Power: AC 120V/60Hz
Test Mode: Transmit by 802.11ac-VHT40 at channel 5190MHz Ant 1 + 2	

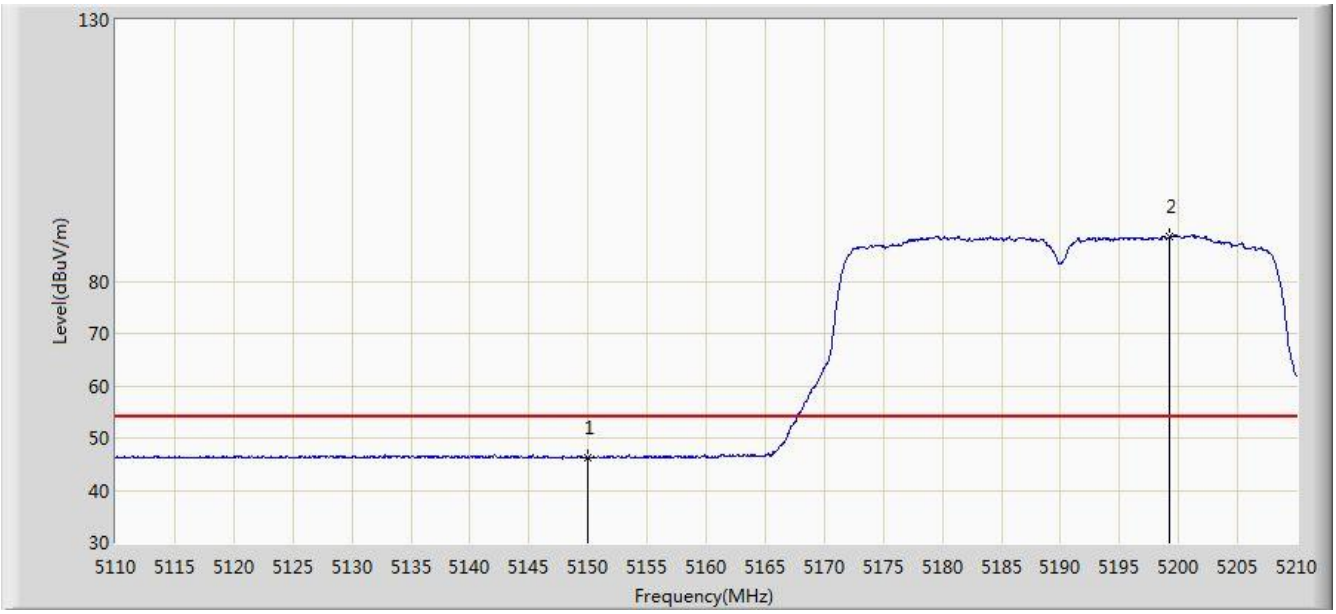

No	Flag	Mark	Frequency (MHz)	Measure Level (dBuV/m)	Reading Level (dBuV)	Over Limit (dB)	Limit (dBuV/m)	Factor (dB)	Type
1			5150.000	46.321	39.759	-7.679	54.000	6.562	AV
2		*	5199.250	88.563	82.231	N/A	N/A	6.332	AV

Note: Measure Level (dBμV/m) = Reading Level (dBμV) + Factor (dB)

Factor (dB) = Cable Loss (dB) + Antenna Factor (dB/m) + Pre_Amplifier Gain (dB)

Site: AC1	Time: 2018/07/04 - 08:33
Limit: FCC_Part15.209_RE(3m)	Engineer: Cat Hu
Probe: BBHA9120D_1-18GHz	Polarity: Vertical
EUT: VR All-In-One Headset	Power: AC 120V/60Hz
Test Mode: Transmit by 802.11ac-VHT40 at channel 5190MHz Ant 1 + 2	

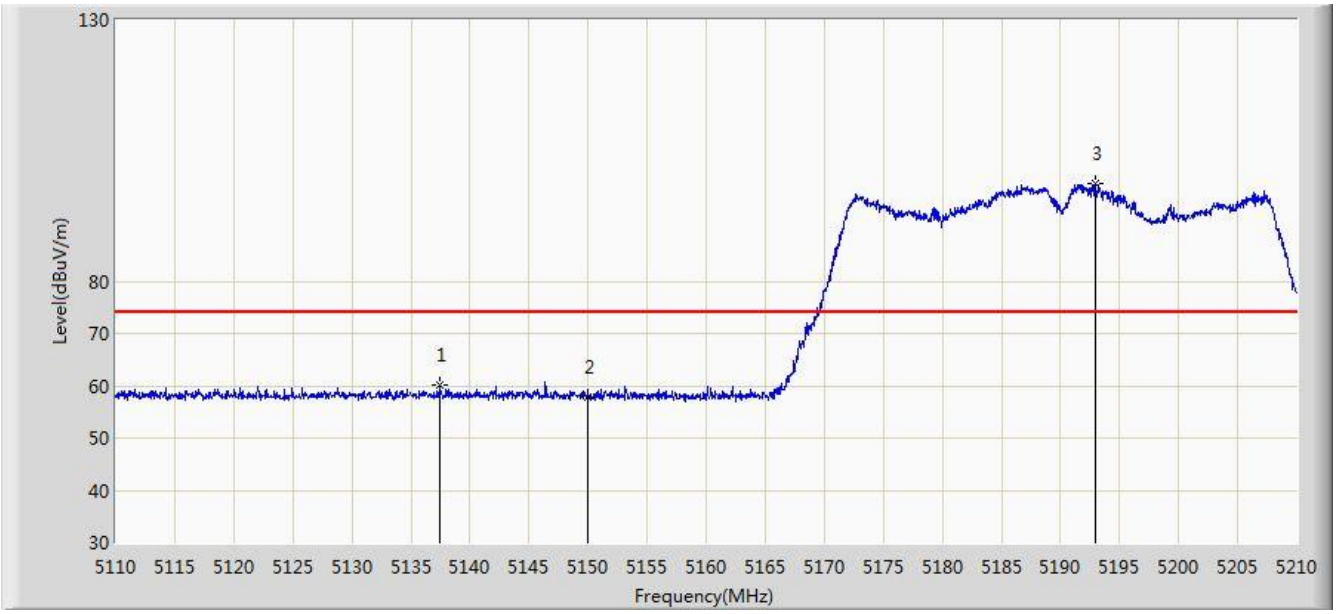

No	Flag	Mark	Frequency (MHz)	Measure Level (dBuV/m)	Reading Level (dBuV)	Over Limit (dB)	Limit (dBuV/m)	Factor (dB)	Type
1			5137.450	60.190	53.570	-13.810	74.000	6.620	PK
2			5150.000	57.794	51.232	-16.206	74.000	6.562	PK
3		*	5192.900	98.691	92.326	N/A	N/A	6.365	PK

Note: Measure Level (dBμV/m) = Reading Level (dBμV) + Factor (dB)

Factor (dB) = Cable Loss (dB) + Antenna Factor (dB/m) + Pre_Amplifier Gain (dB)

Site: AC1	Time: 2018/07/04 - 08:34
Limit: FCC_Part15.209_RE(3m)	Engineer: Cat Hu
Probe: BBHA9120D_1-18GHz	Polarity: Vertical
EUT: VR All-In-One Headset	Power: AC 120V/60Hz
Test Mode: Transmit by 802.11ac-VHT40 at channel 5190MHz Ant 1 + 2	

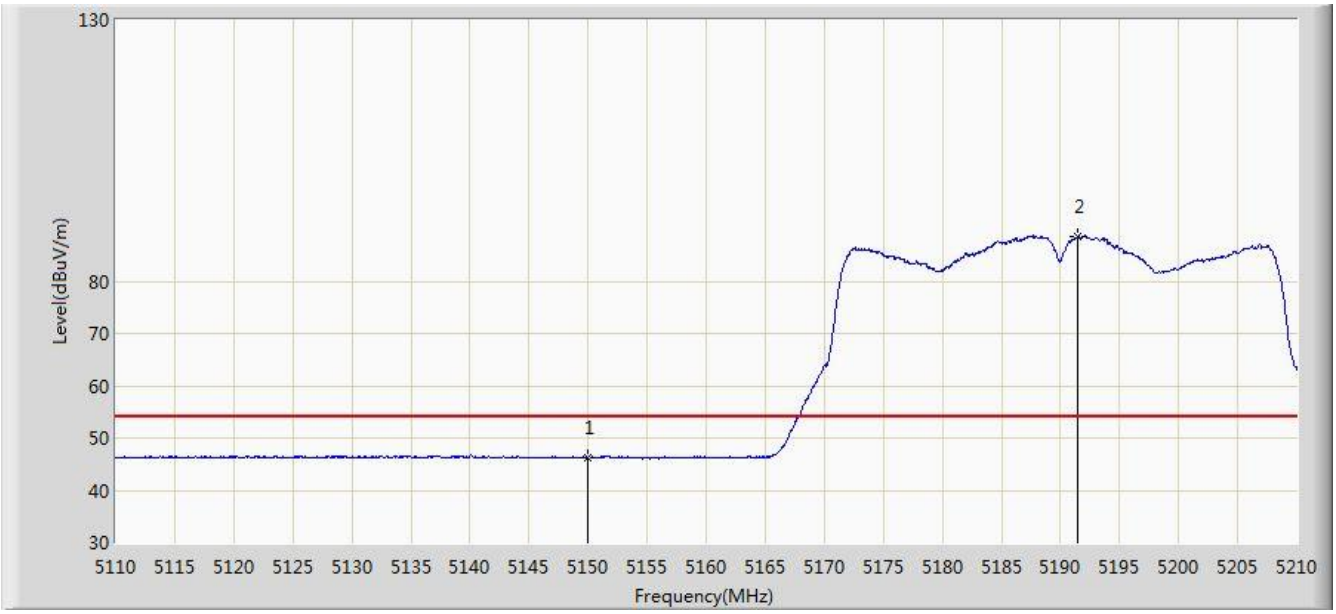

No	Flag	Mark	Frequency (MHz)	Measure Level (dBuV/m)	Reading Level (dBuV)	Over Limit (dB)	Limit (dBuV/m)	Factor (dB)	Type
1			5150.000	46.208	39.646	-7.792	54.000	6.562	AV
2		*	5191.450	88.583	82.210	N/A	N/A	6.373	AV

Note: Measure Level (dBμV/m) = Reading Level (dBμV) + Factor (dB)

Factor (dB) = Cable Loss (dB) + Antenna Factor (dB/m) + Pre_Amplifier Gain (dB)

Site: AC1	Time: 2018/07/04 - 08:36
Limit: FCC_Part15.209_RE(3m)	Engineer: Cat Hu
Probe: BBHA9120D_1-18GHz	Polarity: Horizontal
EUT: VR All-In-One Headset	Power: AC 120V/60Hz
Test Mode: Transmit by 802.11ac-VHT40 at channel 5310MHz Ant 1 + 2	

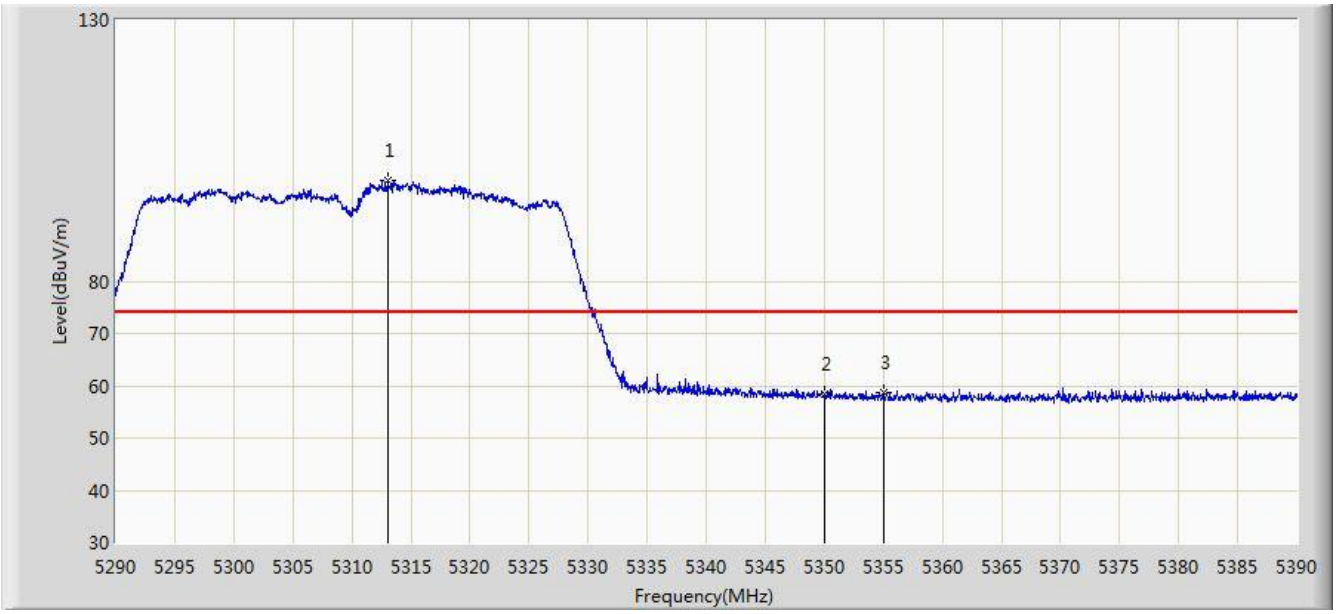

No	Flag	Mark	Frequency (MHz)	Measure Level (dBuV/m)	Reading Level (dBuV)	Over Limit (dB)	Limit (dBuV/m)	Factor (dB)	Type
1		*	5313.050	99.165	92.892	N/A	N/A	6.273	PK
2			5350.000	58.296	51.836	-15.704	74.000	6.460	PK
3			5355.100	58.763	52.282	-15.237	74.000	6.482	PK

Note: Measure Level (dBμV/m) = Reading Level (dBμV) + Factor (dB)

Factor (dB) = Cable Loss (dB) + Antenna Factor (dB/m) + Pre_Amplifier Gain (dB)

Site: AC1	Time: 2018/07/04 - 08:37
Limit: FCC_Part15.209_RE(3m)	Engineer: Cat Hu
Probe: BBHA9120D_1-18GHz	Polarity: Horizontal
EUT: VR All-In-One Headset	Power: AC 120V/60Hz
Test Mode: Transmit by 802.11ac-VHT40 at channel 5310MHz Ant 1 + 2	

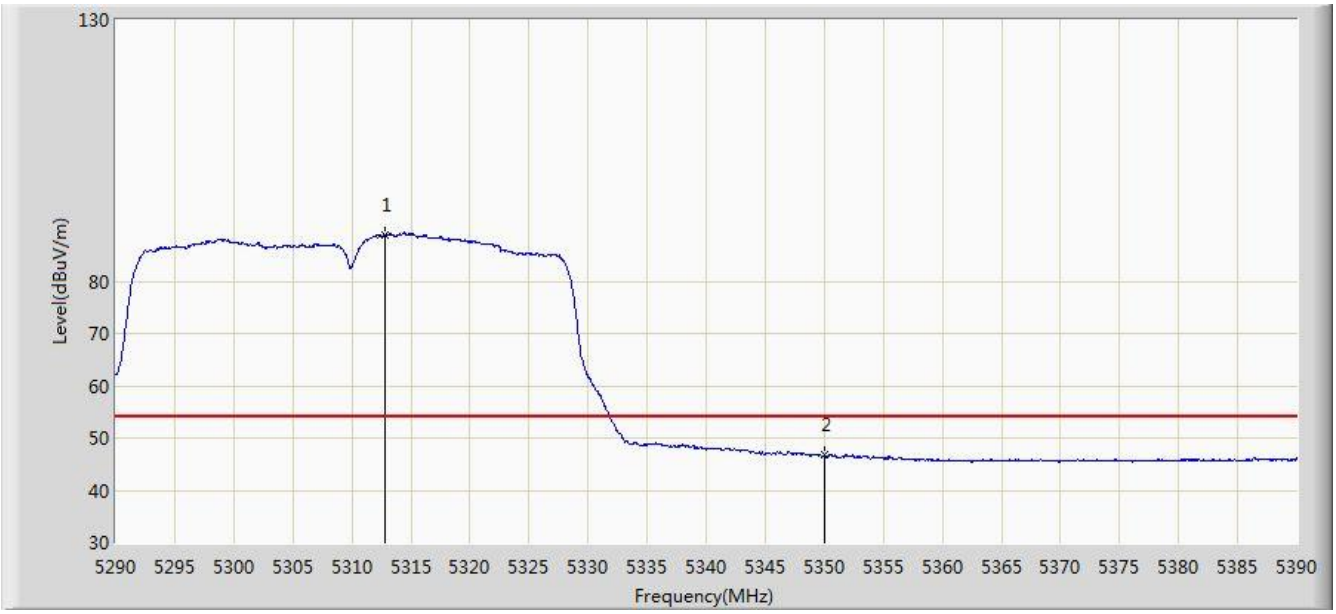

No	Flag	Mark	Frequency (MHz)	Measure Level (dBuV/m)	Reading Level (dBuV)	Over Limit (dB)	Limit (dBuV/m)	Factor (dB)	Type
1		*	5312.750	88.860	82.587	N/A	N/A	6.272	AV
2			5350.000	46.673	40.213	-7.327	54.000	6.460	AV

Note: Measure Level (dBμV/m) = Reading Level (dBμV) + Factor (dB)

Factor (dB) = Cable Loss (dB) + Antenna Factor (dB/m) + Pre_Amplifier Gain (dB)

Site: AC1	Time: 2018/07/04 - 08:38
Limit: FCC_Part15.209_RE(3m)	Engineer: Cat Hu
Probe: BBHA9120D_1-18GHz	Polarity: Vertical
EUT: VR All-In-One Headset	Power: AC 120V/60Hz
Test Mode: Transmit by 802.11ac-VHT40 at channel 5310MHz Ant 1 + 2	

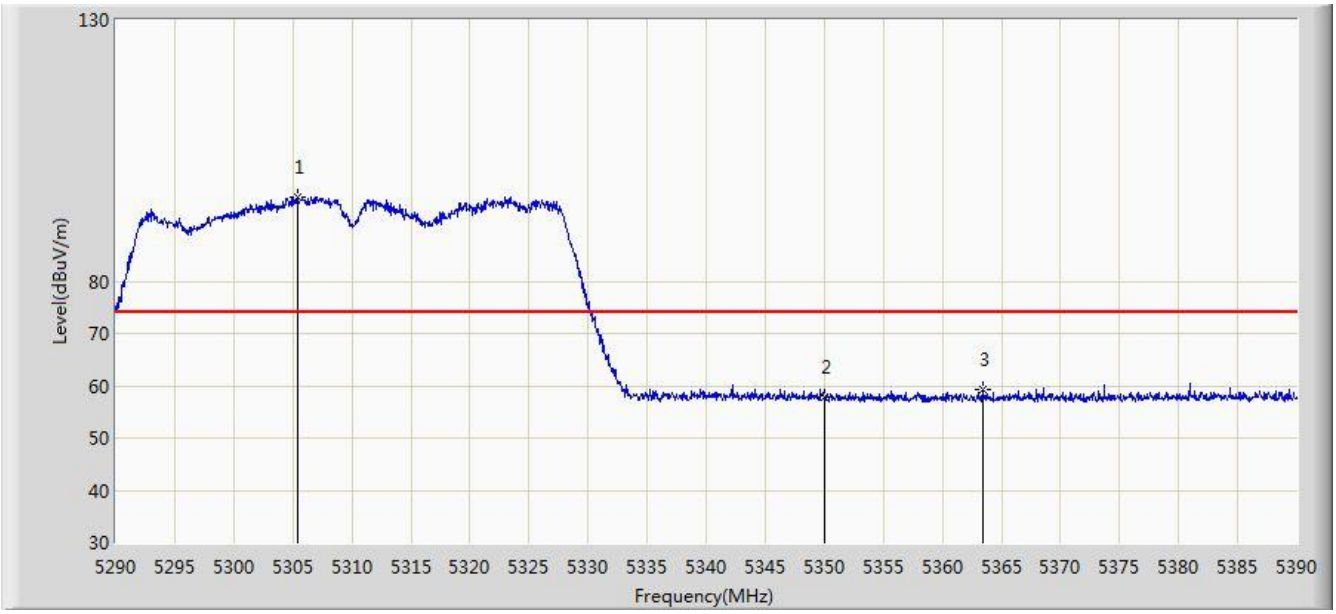

No	Flag	Mark	Frequency (MHz)	Measure Level (dBuV/m)	Reading Level (dBuV)	Over Limit (dB)	Limit (dBuV/m)	Factor (dB)	Type
1		*	5305.400	96.117	89.853	N/A	N/A	6.263	PK
2			5350.000	57.934	51.474	-16.066	74.000	6.460	PK
3			5363.400	59.204	52.693	-14.796	74.000	6.510	PK

Note: Measure Level (dBμV/m) = Reading Level (dBμV) + Factor (dB)

Factor (dB) = Cable Loss (dB) + Antenna Factor (dB/m) + Pre_Amplifier Gain (dB)

Site: AC1	Time: 2018/07/04 - 08:40
Limit: FCC_Part15.209_RE(3m)	Engineer: Cat Hu
Probe: BBHA9120D_1-18GHz	Polarity: Vertical
EUT: VR All-In-One Headset	Power: AC 120V/60Hz
Test Mode: Transmit by 802.11ac-VHT40 at channel 5310MHz Ant 1 + 2	

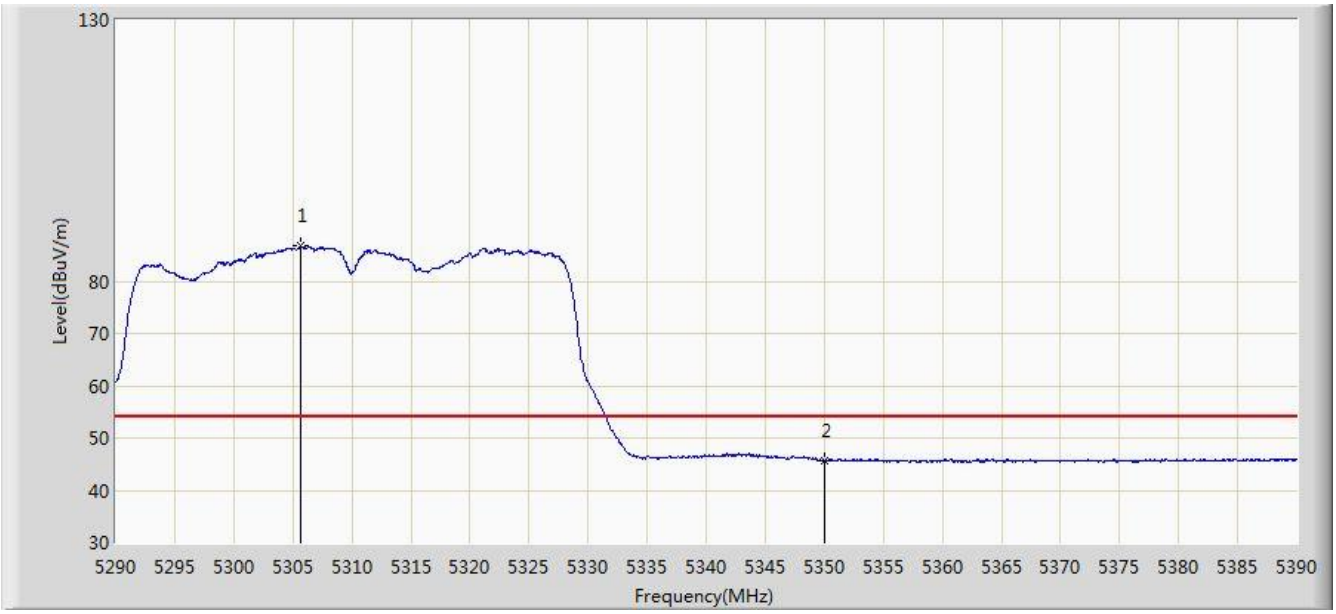

No	Flag	Mark	Frequency (MHz)	Measure Level (dBuV/m)	Reading Level (dBuV)	Over Limit (dB)	Limit (dBuV/m)	Factor (dB)	Type
1		*	5305.650	86.704	80.440	N/A	N/A	6.264	AV
2			5350.000	45.760	39.300	-8.240	54.000	6.460	AV

Note: Measure Level (dBμV/m) = Reading Level (dBμV) + Factor (dB)

Factor (dB) = Cable Loss (dB) + Antenna Factor (dB/m) + Pre_Amplifier Gain (dB)

Site: AC1	Time: 2018/07/04 - 08:40
Limit: FCC_Part15.209_RE(3m)	Engineer: Cat Hu
Probe: BBHA9120D_1-18GHz	Polarity: Horizontal
EUT: VR All-In-One Headset	Power: AC 120V/60Hz
Test Mode: Transmit by 802.11ac-VHT40 at channel 5510MHz Ant 1 + 2	

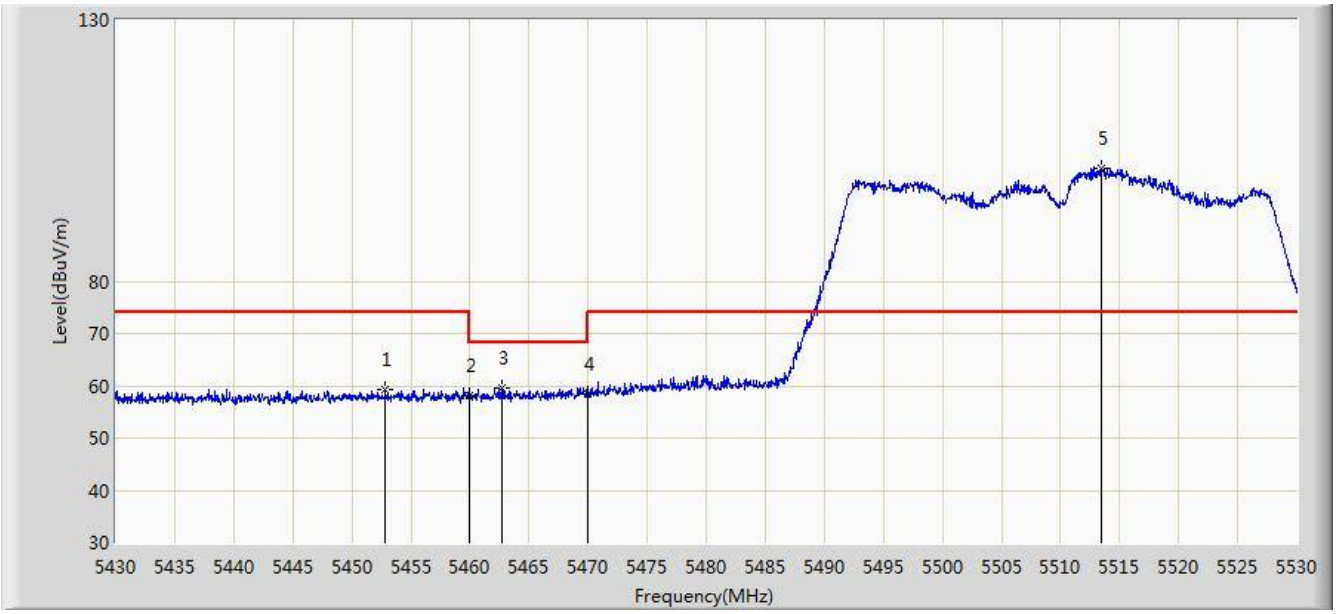

No	Flag	Mark	Frequency (MHz)	Measure Level (dBuV/m)	Reading Level (dBuV)	Over Limit (dB)	Limit (dBuV/m)	Factor (dB)	Type
1			5452.850	59.163	52.397	-14.837	74.000	6.767	PK
2			5460.000	58.039	51.237	-15.961	74.000	6.802	PK
3			5462.650	59.548	52.735	-8.652	68.200	6.813	PK
4			5470.000	58.453	51.608	-9.747	68.200	6.845	PK
5		*	5513.400	101.602	94.790	N/A	N/A	6.812	PK

Note: Measure Level (dBμV/m) = Reading Level (dBμV) + Factor (dB)

Factor (dB) = Cable Loss (dB) + Antenna Factor (dB/m) + Pre_Amplifier Gain (dB)

Site: AC1	Time: 2018/07/04 - 08:41
Limit: FCC_Part15.209_RE(3m)	Engineer: Cat Hu
Probe: BBHA9120D_1-18GHz	Polarity: Horizontal
EUT: VR All-In-One Headset	Power: AC 120V/60Hz
Test Mode: Transmit by 802.11ac-VHT40 at channel 5510MHz Ant 1 + 2	

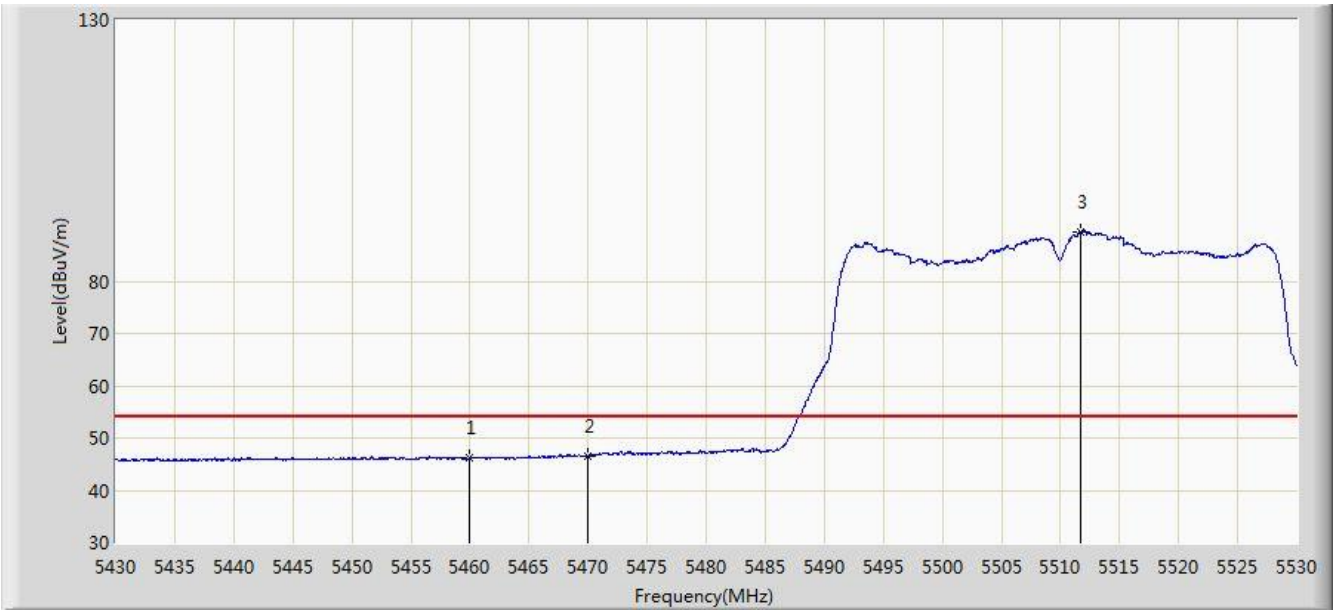

No	Flag	Mark	Frequency (MHz)	Measure Level (dBuV/m)	Reading Level (dBuV)	Over Limit (dB)	Limit (dBuV/m)	Factor (dB)	Type
1			5460.000	46.175	39.373	-7.825	54.000	6.802	AV
2			5470.000	46.500	39.655	-7.500	54.000	6.845	AV
3		*	5511.750	89.493	82.681	N/A	N/A	6.812	AV

Note: Measure Level (dBμV/m) = Reading Level (dBμV) + Factor (dB)

Factor (dB) = Cable Loss (dB) + Antenna Factor (dB/m) + Pre_Amplifier Gain (dB)

Site: AC1	Time: 2018/07/04 - 08:42
Limit: FCC_Part15.209_RE(3m)	Engineer: Cat Hu
Probe: BBHA9120D_1-18GHz	Polarity: Vertical
EUT: VR All-In-One Headset	Power: AC 120V/60Hz
Test Mode: Transmit by 802.11ac-VHT40 at channel 5510MHz Ant 1 + 2	

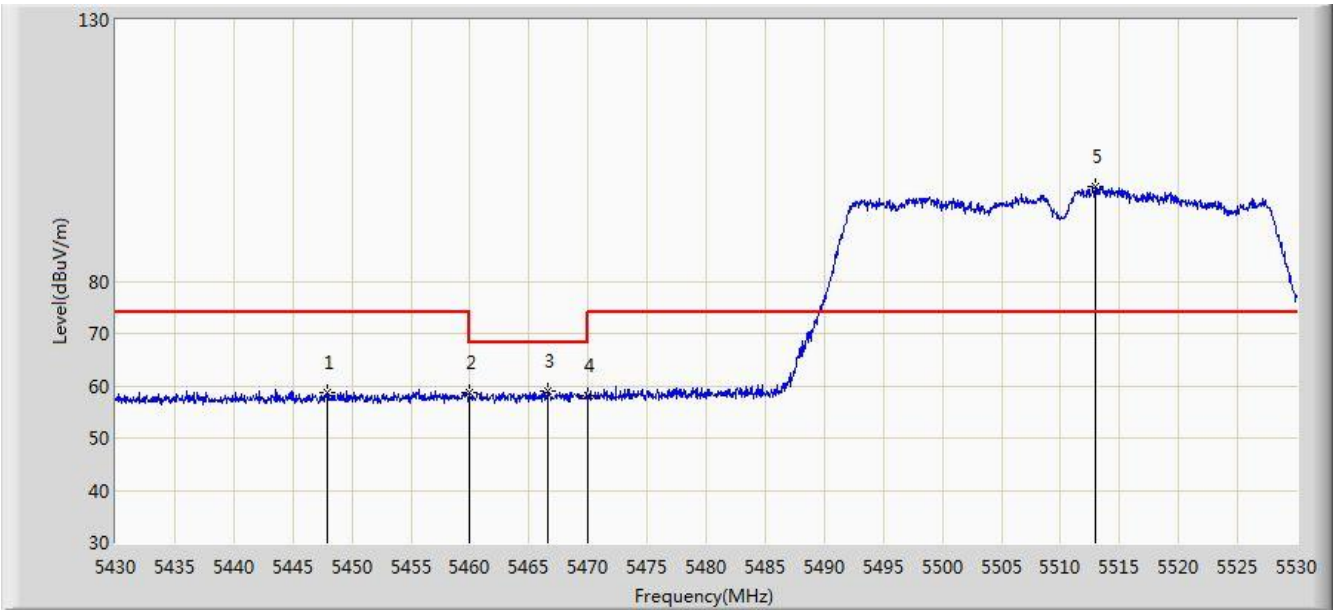

No	Flag	Mark	Frequency (MHz)	Measure Level (dBuV/m)	Reading Level (dBuV)	Over Limit (dB)	Limit (dBuV/m)	Factor (dB)	Type
1			5447.950	58.747	52.018	-15.253	74.000	6.729	PK
2			5460.000	58.638	51.836	-15.362	74.000	6.802	PK
3			5466.550	59.121	52.291	-9.079	68.200	6.831	PK
4			5470.000	58.159	51.314	-10.041	68.200	6.845	PK
5		*	5512.900	98.161	91.349	N/A	N/A	6.812	PK

Note: Measure Level (dBμV/m) = Reading Level (dBμV) + Factor (dB)

Factor (dB) = Cable Loss (dB) + Antenna Factor (dB/m) + Pre_Amplifier Gain (dB)

Site: AC1	Time: 2018/07/04 - 08:43
Limit: FCC_Part15.209_RE(3m)	Engineer: Cat Hu
Probe: BBHA9120D_1-18GHz	Polarity: Vertical
EUT: VR All-In-One Headset	Power: AC 120V/60Hz
Test Mode: Transmit by 802.11ac-VHT40 at channel 5510MHz Ant 1 + 2	

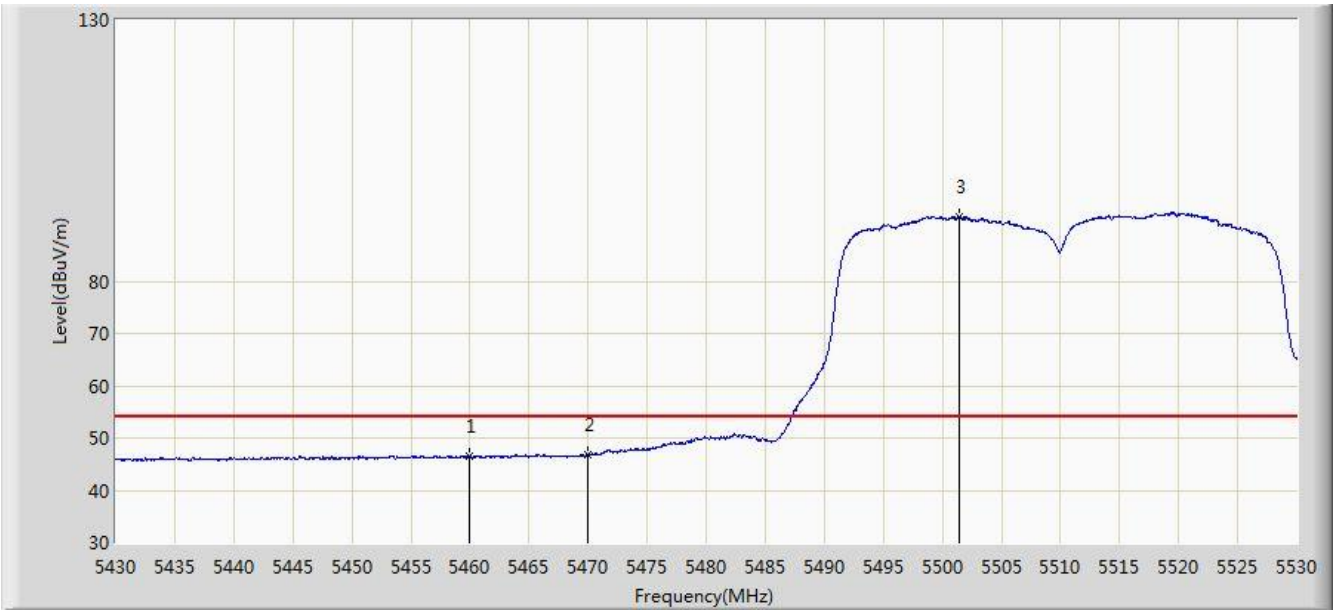

No	Flag	Mark	Frequency (MHz)	Measure Level (dBuV/m)	Reading Level (dBuV)	Over Limit (dB)	Limit (dBuV/m)	Factor (dB)	Type
1			5460.000	46.402	39.600	-7.598	54.000	6.802	AV
2			5470.000	46.801	39.956	-7.199	54.000	6.845	AV
3		*	5501.450	92.443	85.626	N/A	N/A	6.816	AV

Note: Measure Level (dBμV/m) = Reading Level (dBμV) + Factor (dB)

Factor (dB) = Cable Loss (dB) + Antenna Factor (dB/m) + Pre_Amplifier Gain (dB)

Site: AC1	Time: 2018/07/04 - 08:44
Limit: FCC_Part15.209_RE(3m)	Engineer: Cat Hu
Probe: BBHA9120D_1-18GHz	Polarity: Horizontal
EUT: VR All-In-One Headset	Power: AC 120V/60Hz
Test Mode: Transmit by 802.11ac-VHT40 at channel 5670MHz Ant 1 + 2	

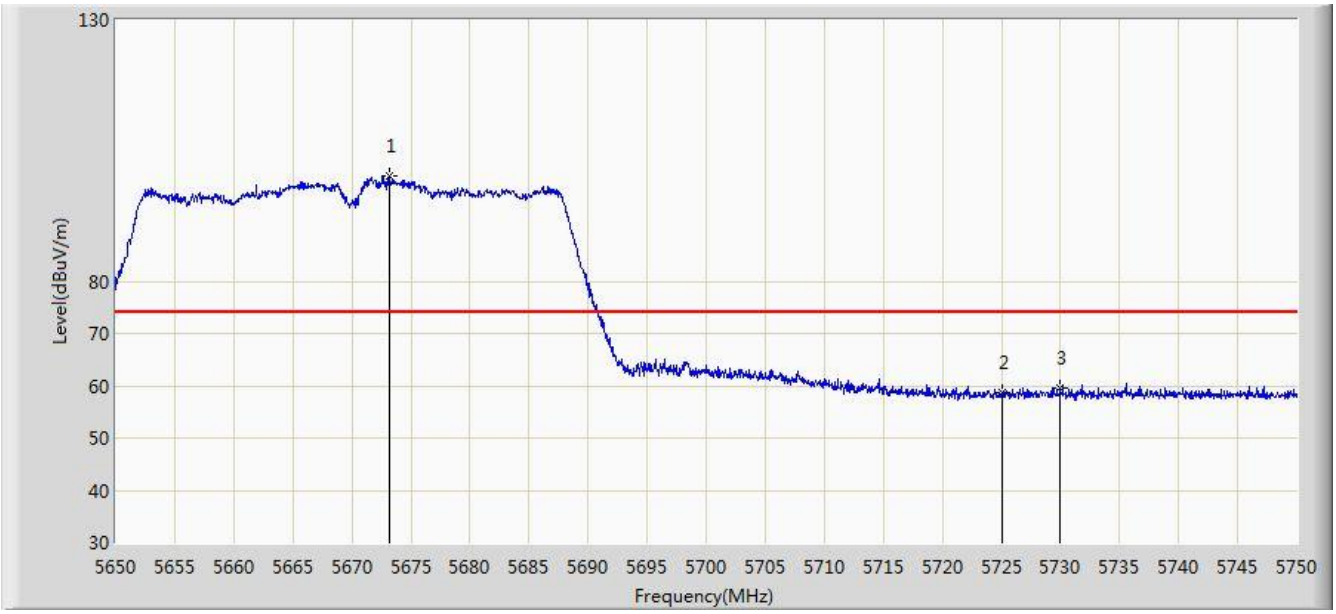

No	Flag	Mark	Frequency (MHz)	Measure Level (dBuV/m)	Reading Level (dBuV)	Over Limit (dB)	Limit (dBuV/m)	Factor (dB)	Type
1		*	5673.150	100.021	92.968	N/A	N/A	7.053	PK
2			5725.000	58.719	51.391	-15.281	74.000	7.328	PK
3			5729.950	59.673	52.323	-14.327	74.000	7.351	PK

Note: Measure Level (dBμV/m) = Reading Level (dBμV) + Factor (dB)

Factor (dB) = Cable Loss (dB) + Antenna Factor (dB/m) + Pre_Amplifier Gain (dB)

Site: AC1	Time: 2018/07/04 - 08:44
Limit: FCC_Part15.209_RE(3m)	Engineer: Cat Hu
Probe: BBHA9120D_1-18GHz	Polarity: Horizontal
EUT: VR All-In-One Headset	Power: AC 120V/60Hz
Test Mode: Transmit by 802.11ac-VHT40 at channel 5670MHz Ant 1 + 2	

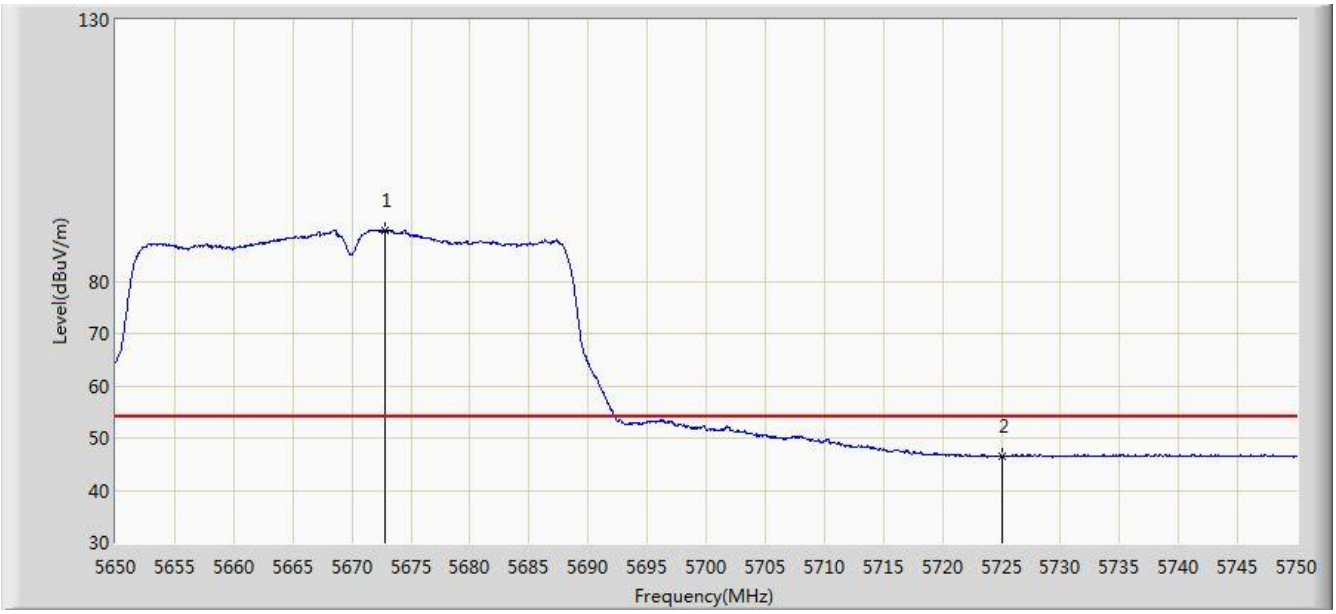

No	Flag	Mark	Frequency (MHz)	Measure Level (dBuV/m)	Reading Level (dBuV)	Over Limit (dB)	Limit (dBuV/m)	Factor (dB)	Type
1		*	5672.850	89.818	82.766	N/A	N/A	7.052	AV
2			5725.000	46.492	39.164	-7.508	54.000	7.328	AV

Note: Measure Level (dBμV/m) = Reading Level (dBμV) + Factor (dB)

Factor (dB) = Cable Loss (dB) + Antenna Factor (dB/m) + Pre_Amplifier Gain (dB)

Site: AC1	Time: 2018/07/04 - 08:46
Limit: FCC_Part15.209_RE(3m)	Engineer: Cat Hu
Probe: BBHA9120D_1-18GHz	Polarity: Vertical
EUT: VR All-In-One Headset	Power: AC 120V/60Hz
Test Mode: Transmit by 802.11ac-VHT40 at channel 5670MHz Ant 1 + 2	

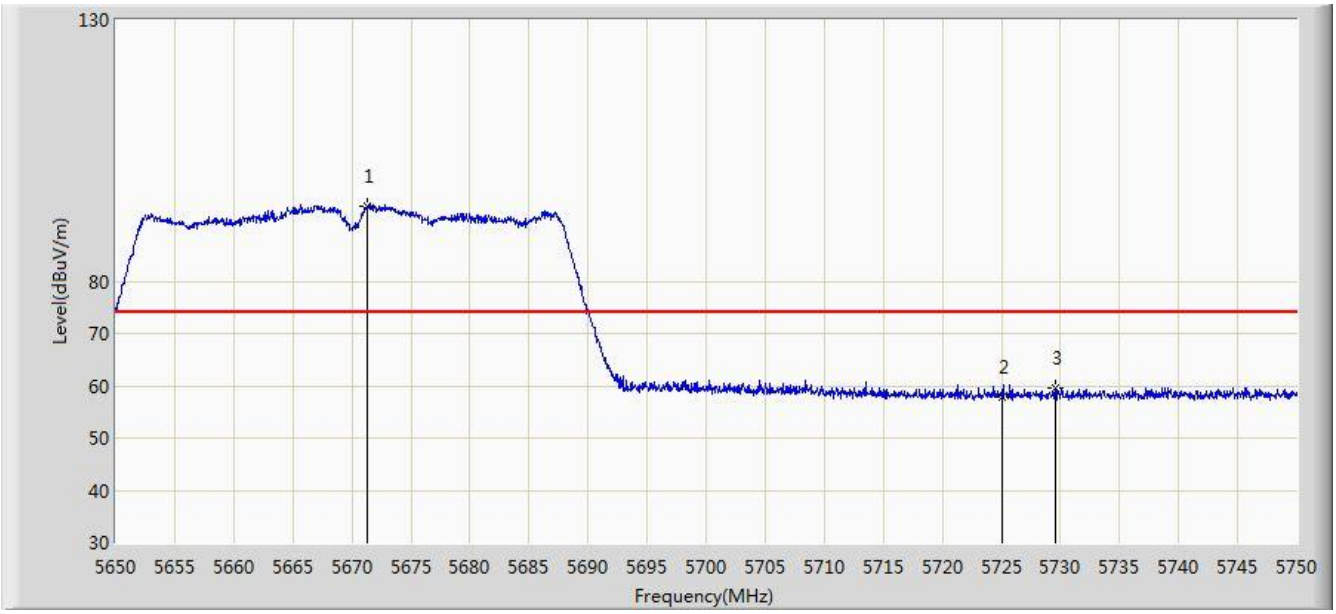

No	Flag	Mark	Frequency (MHz)	Measure Level (dBuV/m)	Reading Level (dBuV)	Over Limit (dB)	Limit (dBuV/m)	Factor (dB)	Type
1		*	5671.250	94.463	87.413	N/A	N/A	7.049	PK
2			5725.000	57.959	50.631	-16.041	74.000	7.328	PK
3			5729.550	59.651	52.302	-14.349	74.000	7.349	PK

Note: Measure Level (dBμV/m) = Reading Level (dBμV) + Factor (dB)

Factor (dB) = Cable Loss (dB) + Antenna Factor (dB/m) + Pre_Amplifier Gain (dB)

Site: AC1	Time: 2018/07/04 - 08:46
Limit: FCC_Part15.209_RE(3m)	Engineer: Cat Hu
Probe: BBHA9120D_1-18GHz	Polarity: Vertical
EUT: VR All-In-One Headset	Power: AC 120V/60Hz
Test Mode: Transmit by 802.11ac-VHT40 at channel 5670MHz Ant 1 + 2	

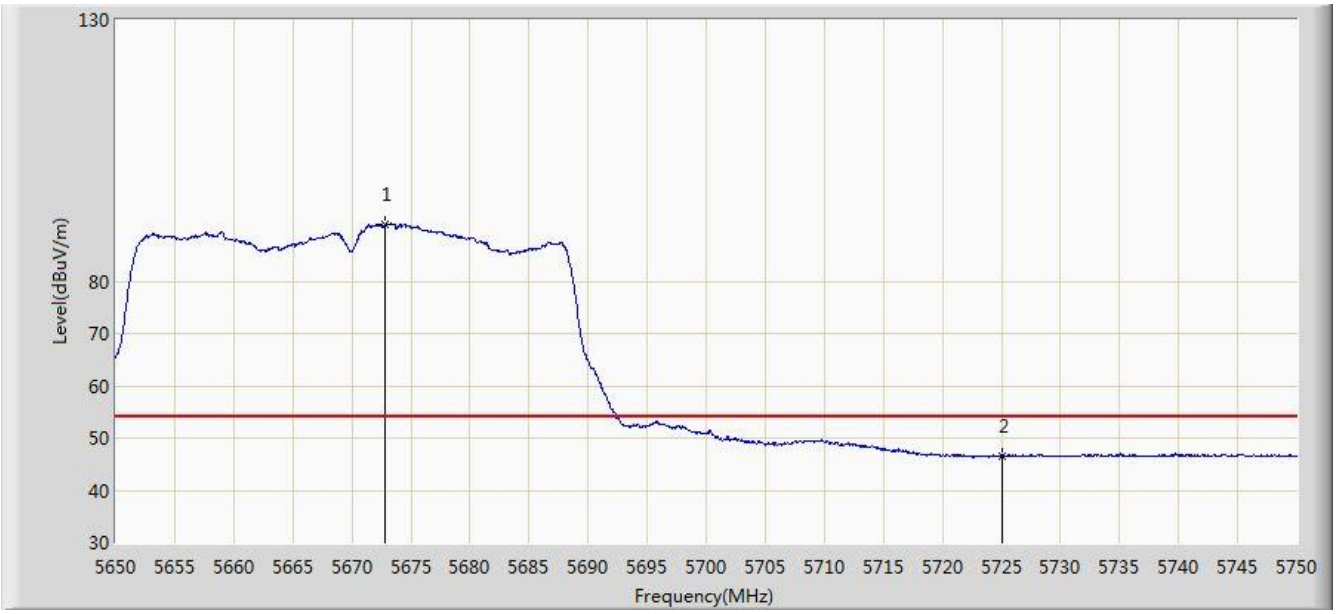

No	Flag	Mark	Frequency (MHz)	Measure Level (dBuV/m)	Reading Level (dBuV)	Over Limit (dB)	Limit (dBuV/m)	Factor (dB)	Type
1		*	5672.850	90.731	83.679	N/A	N/A	7.052	AV
2			5725.000	46.579	39.251	-7.421	54.000	7.328	AV

Note: Measure Level (dBμV/m) = Reading Level (dBμV) + Factor (dB)

Factor (dB) = Cable Loss (dB) + Antenna Factor (dB/m) + Pre_Amplifier Gain (dB)

Site: AC1	Time: 2018/07/04 - 08:47
Limit: FCC_Part15.407_RE(3m)	Engineer: Cat Hu
Probe: BBHA9120D_1-18GHz	Polarity: Horizontal
EUT: VR All-In-One Headset	Power: AC 120V/60Hz
Test Mode: Transmit by 802.11ac-VHT40 at channel 5755MHz Ant 1 + 2	

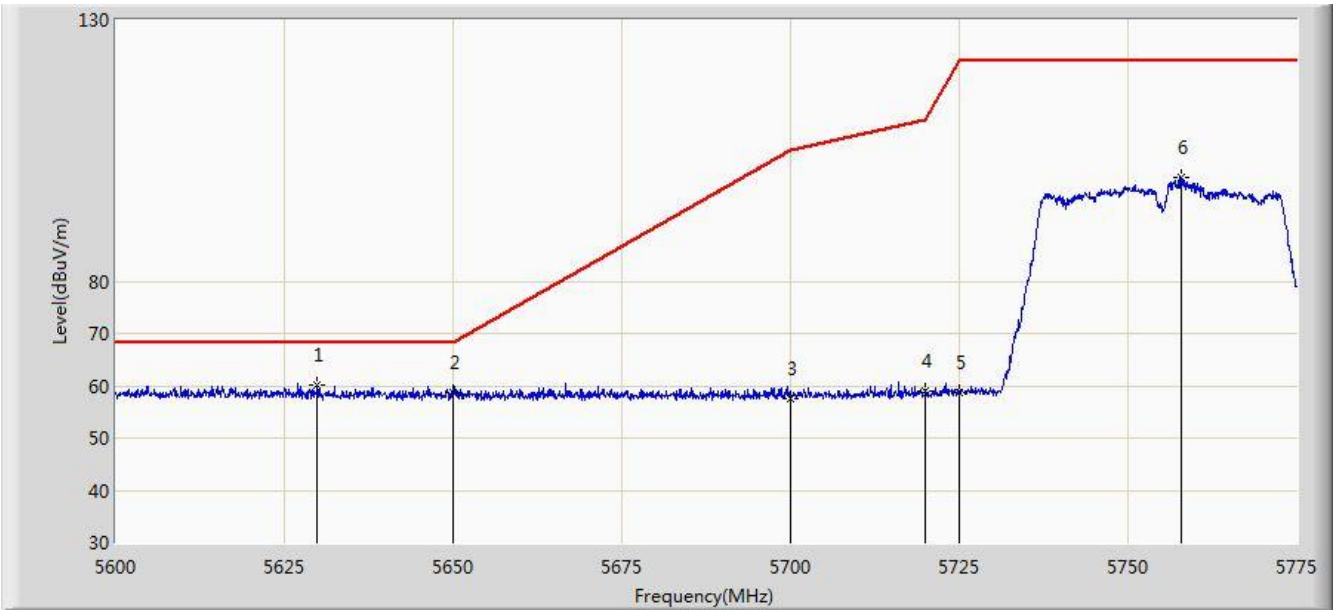

No	Flag	Mark	Frequency (MHz)	Measure Level (dBuV/m)	Reading Level (dBuV)	Over Limit (dB)	Limit (dBuV/m)	Factor (dB)	Type
1		*	5629.925	60.159	53.155	-8.041	68.200	7.004	PK
2			5650.000	58.686	51.681	-9.514	68.200	7.005	PK
3			5700.000	57.663	50.498	-47.537	105.200	7.165	PK
4			5720.000	59.110	51.811	-51.690	110.800	7.299	PK
5			5725.000	58.602	51.274	-63.598	122.200	7.328	PK
6			5757.937	99.931	92.518	N/A	N/A	7.412	PK

Note: Measure Level (dBμV/m) = Reading Level (dBμV) + Factor (dB)

Factor (dB) = Cable Loss (dB) + Antenna Factor (dB/m) + Pre_Amplifier Gain (dB)

Site: AC1	Time: 2018/07/04 - 08:49
Limit: FCC_Part15.407_RE(3m)	Engineer: Cat Hu
Probe: BBHA9120D_1-18GHz	Polarity: Vertical
EUT: VR All-In-One Headset	Power: AC 120V/60Hz
Test Mode: Transmit by 802.11ac-VHT40 at channel 5755MHz Ant 1 + 2	

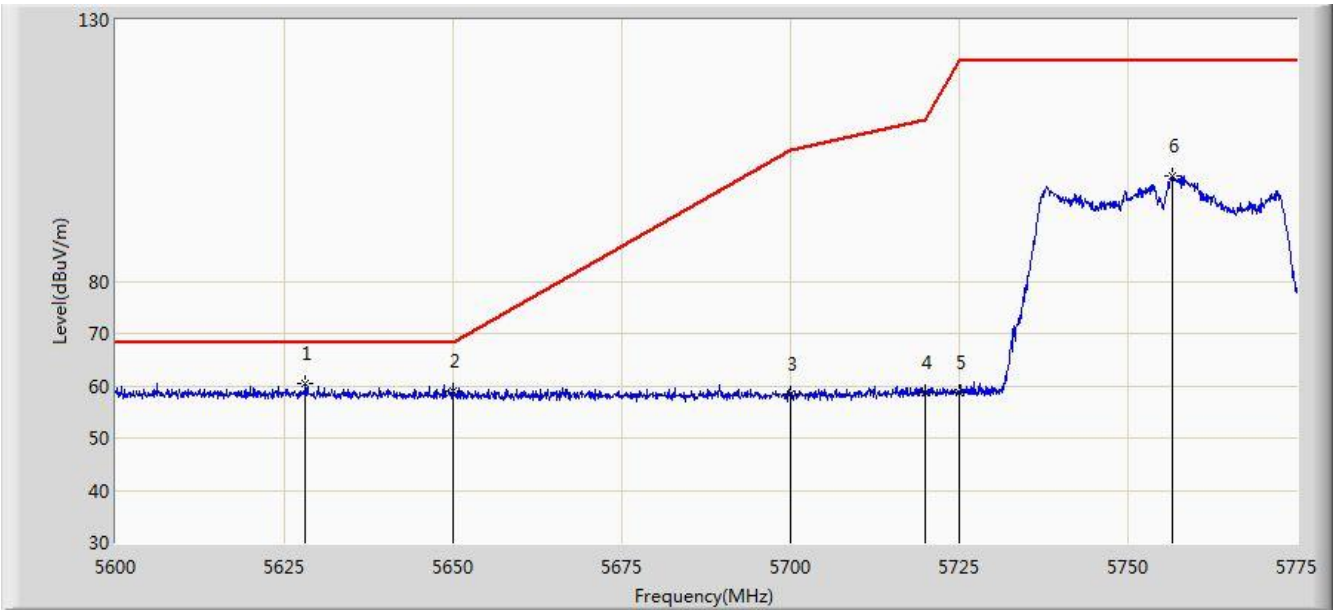

No	Flag	Mark	Frequency (MHz)	Measure Level (dBuV/m)	Reading Level (dBuV)	Over Limit (dB)	Limit (dBuV/m)	Factor (dB)	Type
1		*	5628.175	60.441	53.434	-7.759	68.200	7.007	PK
2			5650.000	59.058	52.053	-9.142	68.200	7.005	PK
3			5700.000	58.443	51.278	-46.757	105.200	7.165	PK
4			5720.000	58.567	51.268	-52.233	110.800	7.299	PK
5			5725.000	58.655	51.327	-63.545	122.200	7.328	PK
6			5756.538	100.110	92.697	N/A	N/A	7.412	PK

Note: Measure Level (dBμV/m) = Reading Level (dBμV) + Factor (dB)

Factor (dB) = Cable Loss (dB) + Antenna Factor (dB/m) + Pre_Amplifier Gain (dB)

Site: AC1	Time: 2018/07/04 - 08:49
Limit: FCC_Part15.407_RE(3m)	Engineer: Cat Hu
Probe: BBHA9120D_1-18GHz	Polarity: Horizontal
EUT: VR All-In-One Headset	Power: AC 120V/60Hz
Test Mode: Transmit by 802.11ac-VHT40 at channel 5795MHz Ant 1 + 2	

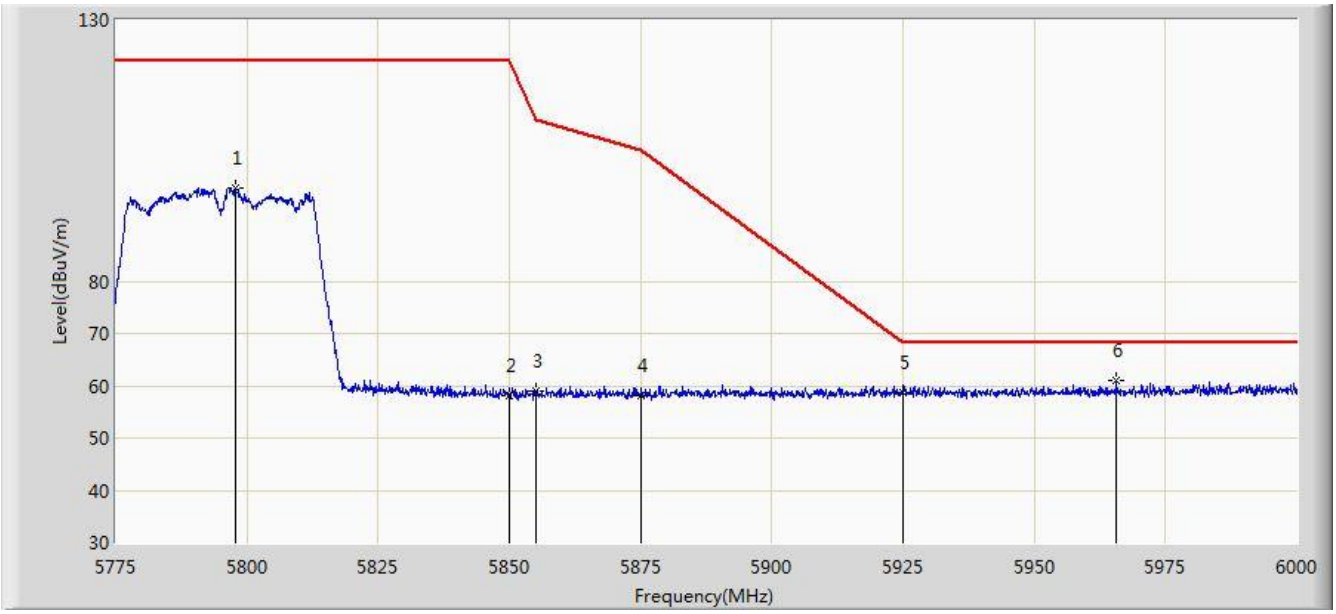

No	Flag	Mark	Frequency (MHz)	Measure Level (dBuV/m)	Reading Level (dBuV)	Over Limit (dB)	Limit (dBuV/m)	Factor (dB)	Type
1			5797.837	97.755	90.205	N/A	N/A	7.550	PK
2			5850.000	58.226	50.453	-63.974	122.200	7.774	PK
3			5855.000	58.930	51.154	-51.870	110.800	7.775	PK
4			5875.000	58.245	50.427	-46.955	105.200	7.818	PK
5			5925.000	58.740	50.921	-9.460	68.200	7.819	PK
6		*	5965.575	60.929	53.065	-7.271	68.200	7.864	PK

Note: Measure Level (dBμV/m) = Reading Level (dBμV) + Factor (dB)

Factor (dB) = Cable Loss (dB) + Antenna Factor (dB/m) + Pre_Amplifier Gain (dB)

Site: AC1	Time: 2018/07/04 - 08:50
Limit: FCC_Part15.407_RE(3m)	Engineer: Cat Hu
Probe: BBHA9120D_1-18GHz	Polarity: Vertical
EUT: VR All-In-One Headset	Power: AC 120V/60Hz
Test Mode: Transmit by 802.11ac-VHT40 at channel 5795MHz Ant 1 + 2	

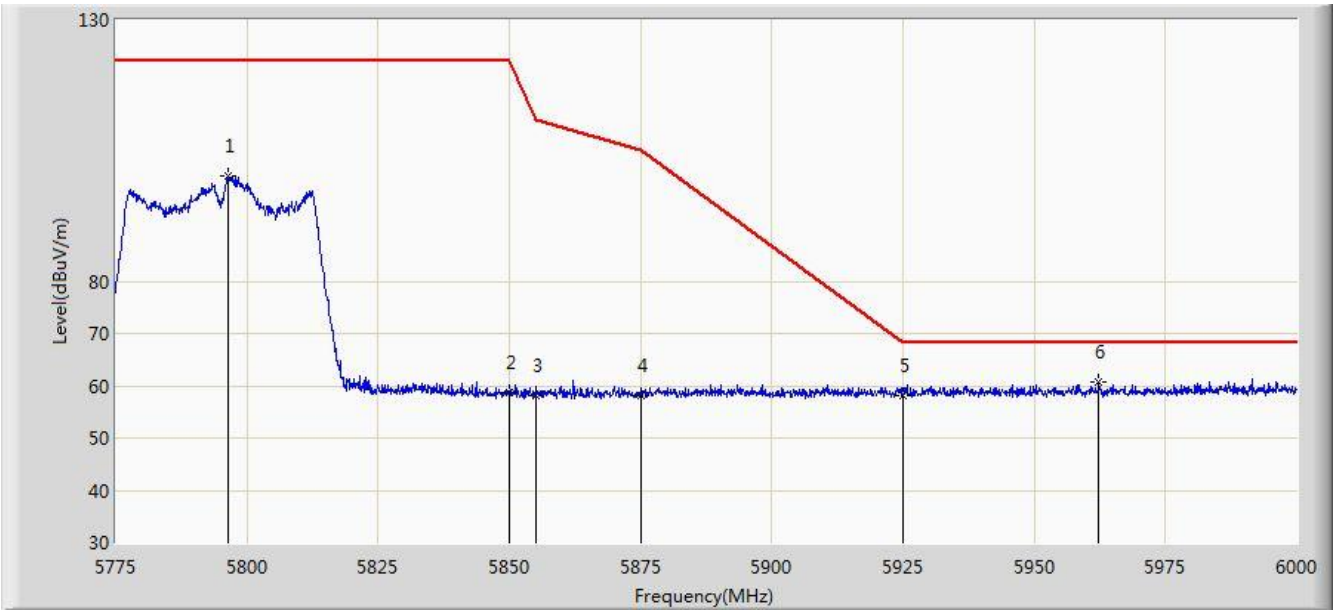

No	Flag	Mark	Frequency (MHz)	Measure Level (dBuV/m)	Reading Level (dBuV)	Over Limit (dB)	Limit (dBuV/m)	Factor (dB)	Type
1			5796.375	100.072	92.527	N/A	N/A	7.544	PK
2			5850.000	58.602	50.829	-63.598	122.200	7.774	PK
3			5855.000	58.056	50.280	-52.744	110.800	7.775	PK
4			5875.000	58.102	50.284	-47.098	105.200	7.818	PK
5			5925.000	58.186	50.367	-10.014	68.200	7.819	PK
6		*	5962.312	60.729	52.870	-7.471	68.200	7.859	PK

Note: Measure Level (dBμV/m) = Reading Level (dBμV) + Factor (dB)

Factor (dB) = Cable Loss (dB) + Antenna Factor (dB/m) + Pre_Amplifier Gain (dB)

Site: AC1	Time: 2018/07/04 - 08:52
Limit: FCC_Part15.209_RE(3m)	Engineer: Cat Hu
Probe: BBHA9120D_1-18GHz	Polarity: Horizontal
EUT: VR All-In-One Headset	Power: AC 120V/60Hz
Test Mode: Transmit by 802.11ac-VHT80 at channel 5210MHz Ant 1 + 2	

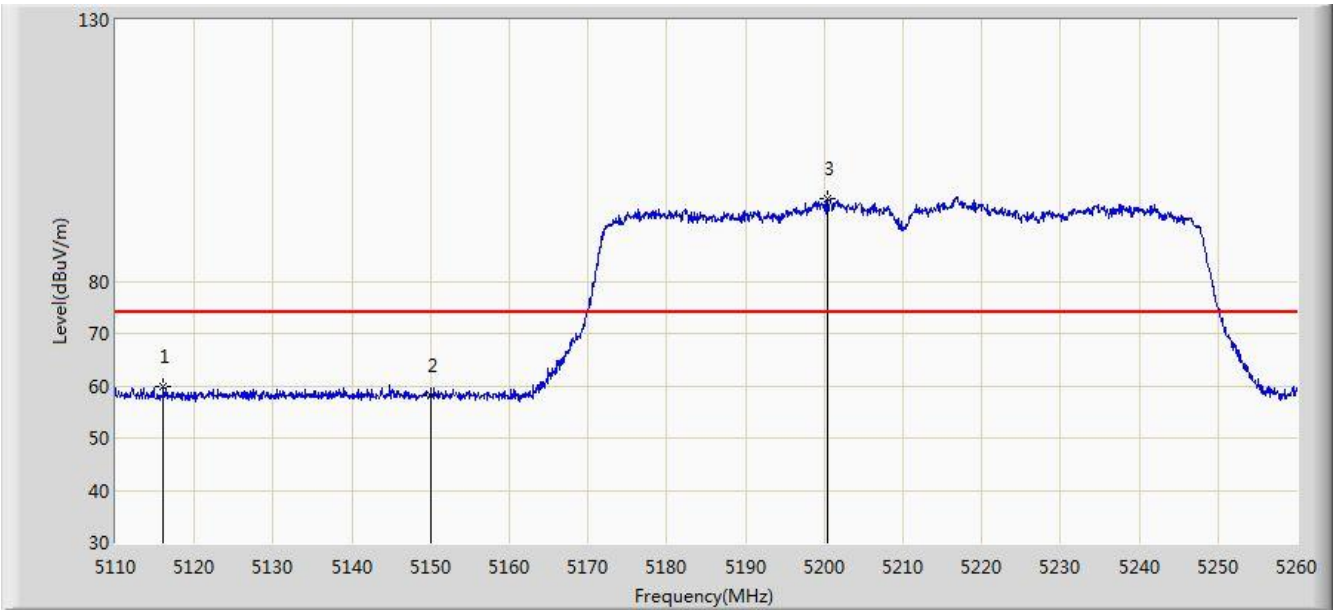

No	Flag	Mark	Frequency (MHz)	Measure Level (dBuV/m)	Reading Level (dBuV)	Over Limit (dB)	Limit (dBuV/m)	Factor (dB)	Type
1			5116.000	59.988	53.343	-14.012	74.000	6.645	PK
2			5150.000	58.004	51.442	-15.996	74.000	6.562	PK
3		*	5200.375	95.700	89.365	N/A	N/A	6.335	PK

Note: Measure Level (dBμV/m) = Reading Level (dBμV) + Factor (dB)

Factor (dB) = Cable Loss (dB) + Antenna Factor (dB/m) + Pre_Amplifier Gain (dB)

Site: AC1	Time: 2018/07/04 - 08:54
Limit: FCC_Part15.209_RE(3m)	Engineer: Cat Hu
Probe: BBHA9120D_1-18GHz	Polarity: Horizontal
EUT: VR All-In-One Headset	Power: AC 120V/60Hz
Test Mode: Transmit by 802.11ac-VHT80 at channel 5210MHz Ant 1 + 2	

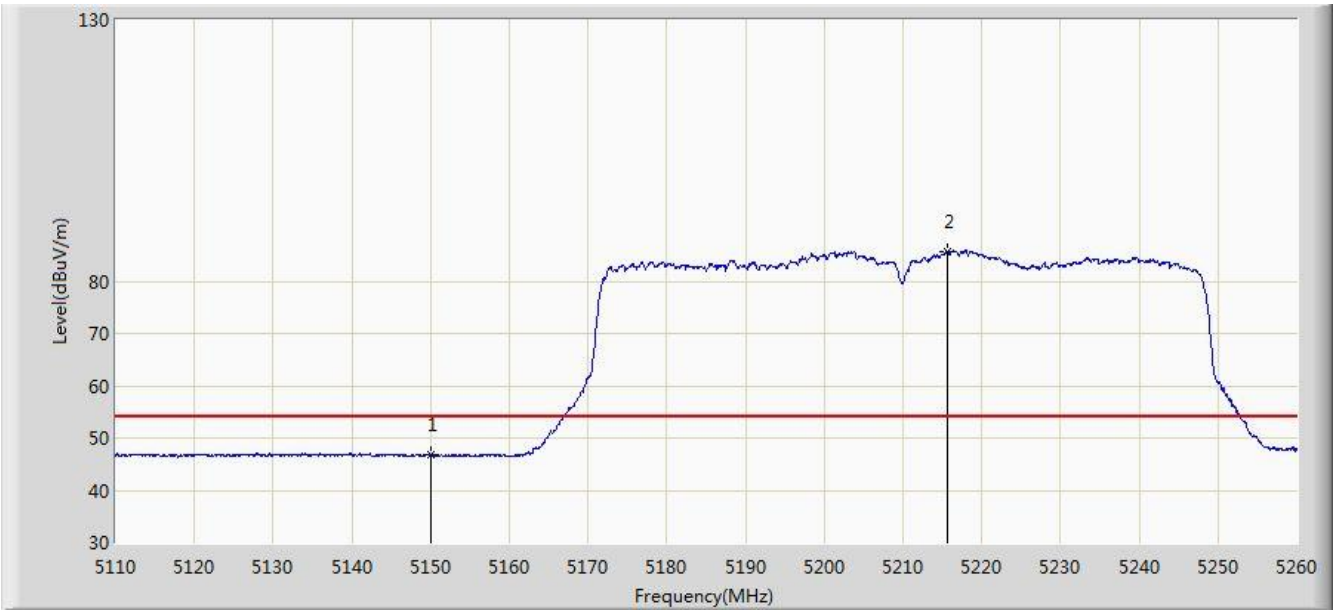

No	Flag	Mark	Frequency (MHz)	Measure Level (dBuV/m)	Reading Level (dBuV)	Over Limit (dB)	Limit (dBuV/m)	Factor (dB)	Type
1			5150.000	46.716	40.154	-7.284	54.000	6.562	AV
2		*	5215.600	85.796	79.407	N/A	N/A	6.388	AV

Note: Measure Level (dBμV/m) = Reading Level (dBμV) + Factor (dB)

Factor (dB) = Cable Loss (dB) + Antenna Factor (dB/m) + Pre_Amplifier Gain (dB)

Site: AC1	Time: 2018/07/04 - 08:55
Limit: FCC_Part15.209_RE(3m)	Engineer: Cat Hu
Probe: BBHA9120D_1-18GHz	Polarity: Vertical
EUT: VR All-In-One Headset	Power: AC 120V/60Hz
Test Mode: Transmit by 802.11ac-VHT80 at channel 5210MHz Ant 1 + 2	

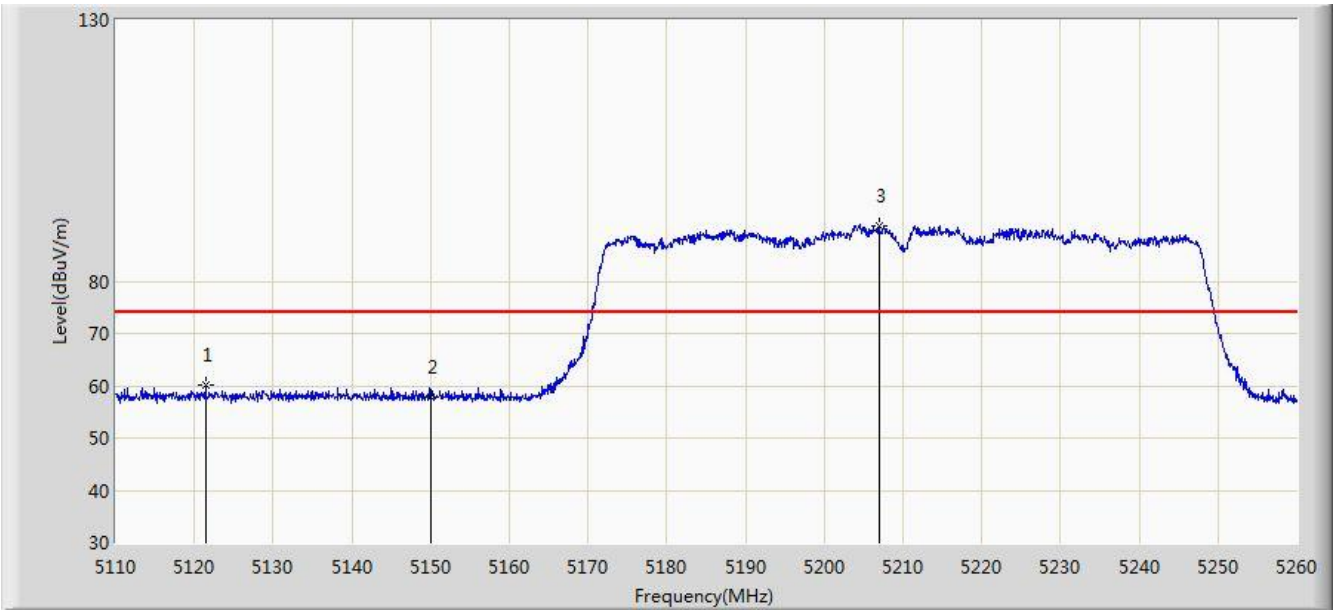

No	Flag	Mark	Frequency (MHz)	Measure Level (dBuV/m)	Reading Level (dBuV)	Over Limit (dB)	Limit (dBuV/m)	Factor (dB)	Type
1			5121.400	60.280	53.632	-13.720	74.000	6.648	PK
2			5150.000	57.742	51.180	-16.258	74.000	6.562	PK
3		*	5206.975	90.542	84.184	N/A	N/A	6.357	PK

Note: Measure Level (dBμV/m) = Reading Level (dBμV) + Factor (dB)

Factor (dB) = Cable Loss (dB) + Antenna Factor (dB/m) + Pre_Amplifier Gain (dB)

Site: AC1	Time: 2018/07/04 - 08:55
Limit: FCC_Part15.209_RE(3m)	Engineer: Cat Hu
Probe: BBHA9120D_1-18GHz	Polarity: Vertical
EUT: VR All-In-One Headset	Power: AC 120V/60Hz
Test Mode: Transmit by 802.11ac-VHT80 at channel 5210MHz Ant 1 + 2	

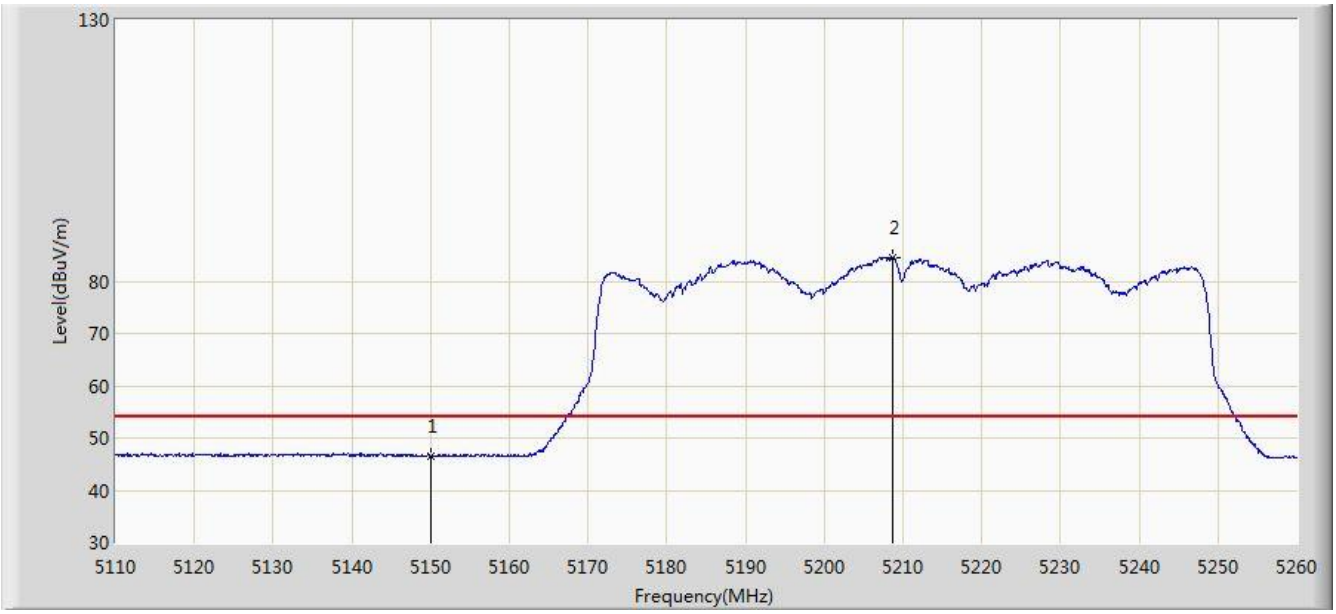

No	Flag	Mark	Frequency (MHz)	Measure Level (dBuV/m)	Reading Level (dBuV)	Over Limit (dB)	Limit (dBuV/m)	Factor (dB)	Type
1			5150.000	46.618	40.056	-7.382	54.000	6.562	AV
2		*	5208.625	84.513	78.150	N/A	N/A	6.363	AV

Note: Measure Level (dBμV/m) = Reading Level (dBμV) + Factor (dB)

Factor (dB) = Cable Loss (dB) + Antenna Factor (dB/m) + Pre_Amplifier Gain (dB)

Site: AC1	Time: 2018/07/04 - 08:56
Limit: FCC_Part15.209_RE(3m)	Engineer: Cat Hu
Probe: BBHA9120D_1-18GHz	Polarity: Horizontal
EUT: VR All-In-One Headset	Power: AC 120V/60Hz
Test Mode: Transmit by 802.11ac-VHT80 at channel 5290MHz Ant 1 + 2	

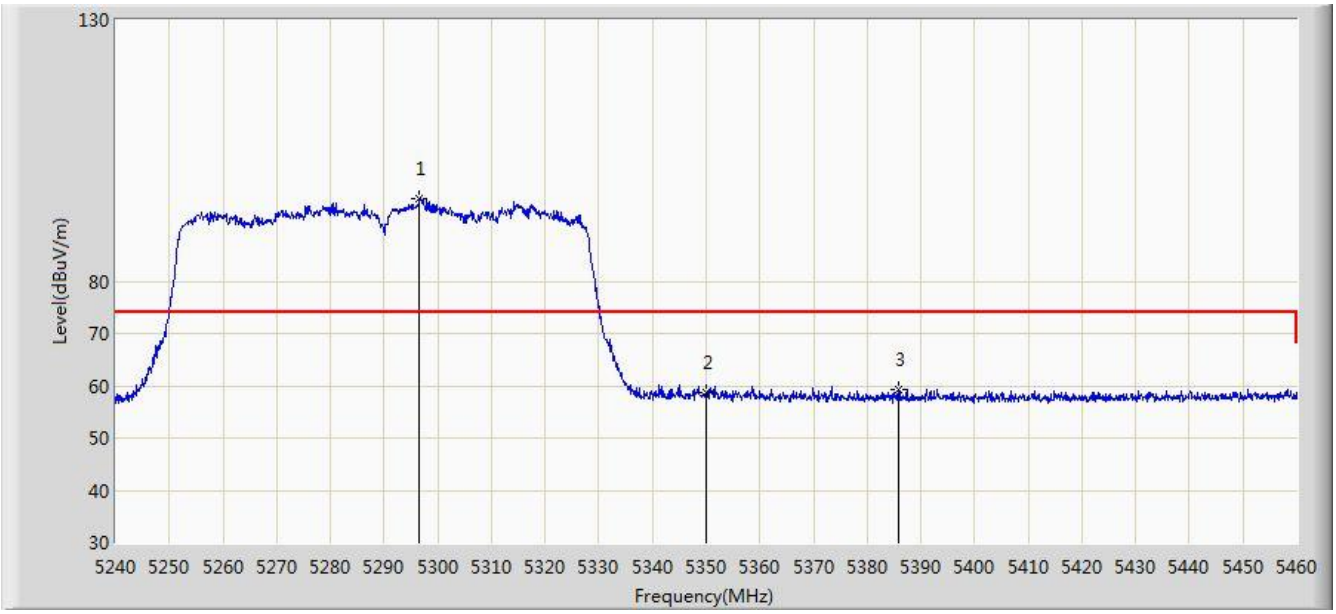

No	Flag	Mark	Frequency (MHz)	Measure Level (dBuV/m)	Reading Level (dBuV)	Over Limit (dB)	Limit (dBuV/m)	Factor (dB)	Type
1		*	5296.650	95.782	89.525	N/A	N/A	6.258	PK
2			5350.000	58.691	52.231	-15.309	74.000	6.460	PK
3			5385.750	59.370	52.819	-14.630	74.000	6.551	PK

Note: Measure Level (dBμV/m) = Reading Level (dBμV) + Factor (dB)

Factor (dB) = Cable Loss (dB) + Antenna Factor (dB/m) + Pre_Amplifier Gain (dB)

Site: AC1	Time: 2018/07/04 - 08:58
Limit: FCC_Part15.209_RE(3m)	Engineer: Cat Hu
Probe: BBHA9120D_1-18GHz	Polarity: Horizontal
EUT: VR All-In-One Headset	Power: AC 120V/60Hz
Test Mode: Transmit by 802.11ac-VHT80 at channel 5290MHz Ant 1 + 2	

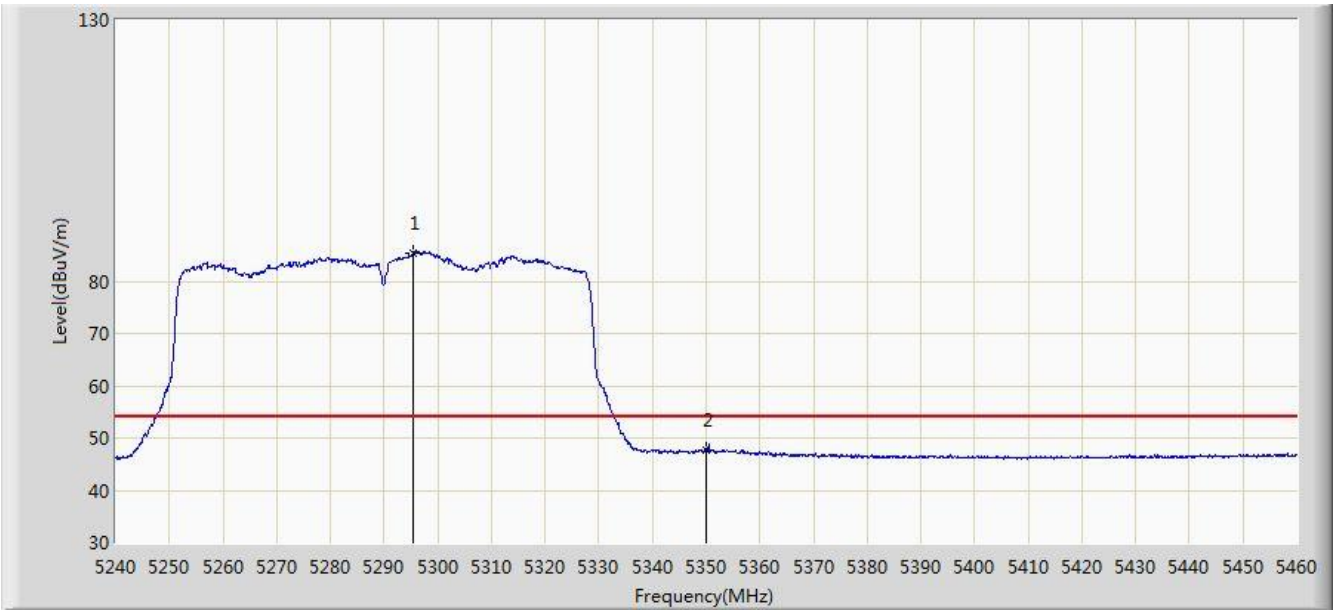

No	Flag	Mark	Frequency (MHz)	Measure Level (dBuV/m)	Reading Level (dBuV)	Over Limit (dB)	Limit (dBuV/m)	Factor (dB)	Type
1		*	5295.440	85.504	79.246	N/A	N/A	6.257	AV
2			5350.000	47.723	41.263	-6.277	54.000	6.460	AV

Note: Measure Level (dBμV/m) = Reading Level (dBμV) + Factor (dB)

Factor (dB) = Cable Loss (dB) + Antenna Factor (dB/m) + Pre_Amplifier Gain (dB)

Site: AC1	Time: 2018/07/04 - 08:59
Limit: FCC_Part15.209_RE(3m)	Engineer: Cat Hu
Probe: BBHA9120D_1-18GHz	Polarity: Vertical
EUT: VR All-In-One Headset	Power: AC 120V/60Hz
Test Mode: Transmit by 802.11ac-VHT80 at channel 5290MHz Ant 1 + 2	

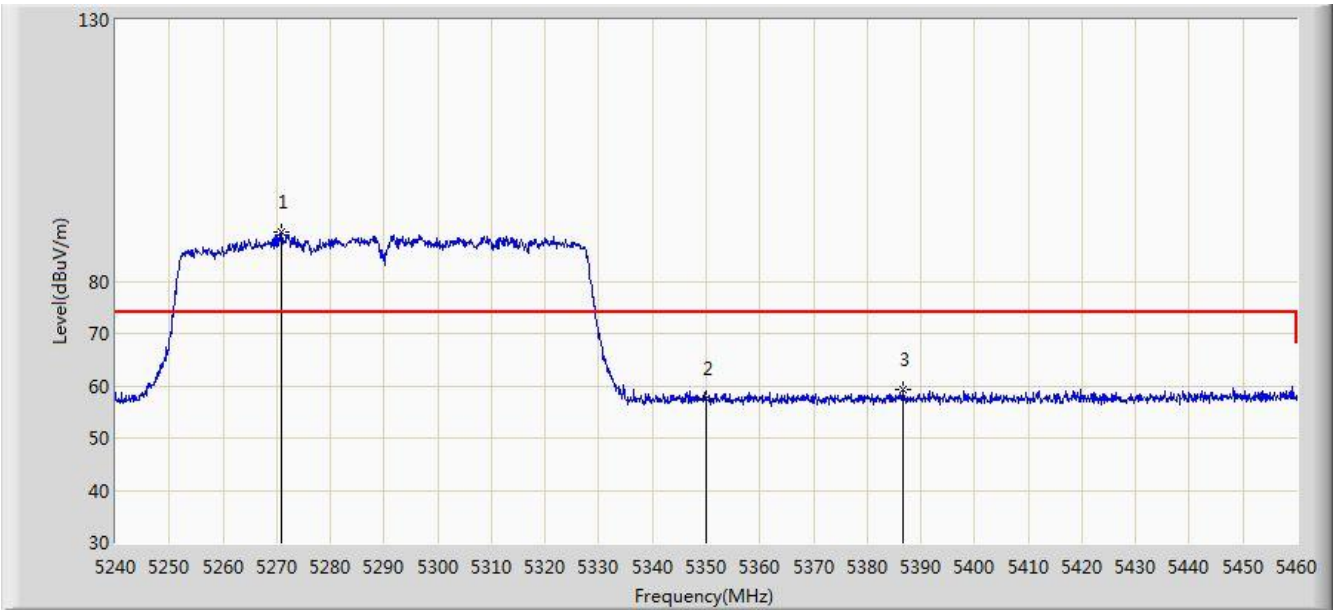

No	Flag	Mark	Frequency (MHz)	Measure Level (dBuV/m)	Reading Level (dBuV)	Over Limit (dB)	Limit (dBuV/m)	Factor (dB)	Type
1		*	5270.800	89.298	82.992	N/A	N/A	6.306	PK
2			5350.000	57.493	51.033	-16.507	74.000	6.460	PK
3			5386.630	59.212	52.661	-14.788	74.000	6.550	PK

Note: Measure Level (dBμV/m) = Reading Level (dBμV) + Factor (dB)

Factor (dB) = Cable Loss (dB) + Antenna Factor (dB/m) + Pre_Amplifier Gain (dB)

Site: AC1	Time: 2018/07/04 - 08:59
Limit: FCC_Part15.209_RE(3m)	Engineer: Cat Hu
Probe: BBHA9120D_1-18GHz	Polarity: Vertical
EUT: VR All-In-One Headset	Power: AC 120V/60Hz
Test Mode: Transmit by 802.11ac-VHT80 at channel 5290MHz Ant 1 + 2	

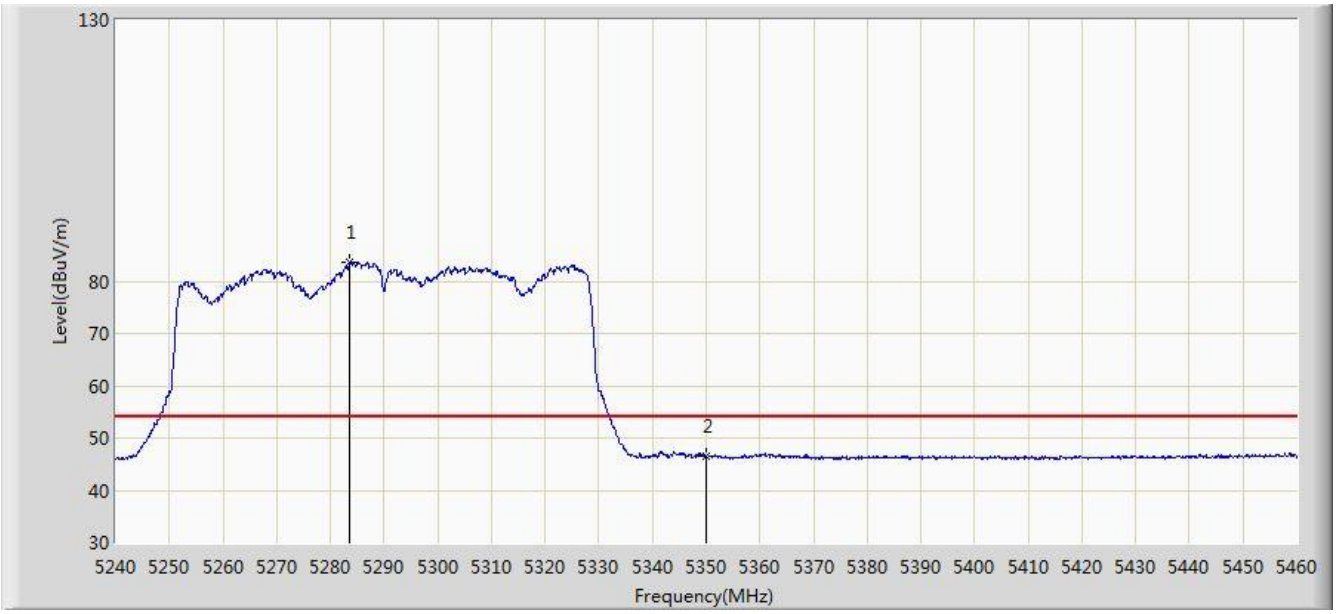

No	Flag	Mark	Frequency (MHz)	Measure Level (dBuV/m)	Reading Level (dBuV)	Over Limit (dB)	Limit (dBuV/m)	Factor (dB)	Type
1		*	5283.670	83.633	77.351	N/A	N/A	6.281	AV
2			5350.000	46.391	39.931	-7.609	54.000	6.460	AV

Note: Measure Level (dBμV/m) = Reading Level (dBμV) + Factor (dB)

Factor (dB) = Cable Loss (dB) + Antenna Factor (dB/m) + Pre_Amplifier Gain (dB)

Site: AC1	Time: 2018/07/04 - 09:00
Limit: FCC_Part15.209_RE(3m)	Engineer: Cat Hu
Probe: BBHA9120D_1-18GHz	Polarity: Horizontal
EUT: VR All-In-One Headset	Power: AC 120V/60Hz
Test Mode: Transmit by 802.11ac-VHT80 at channel 5530MHz Ant 1 + 2	

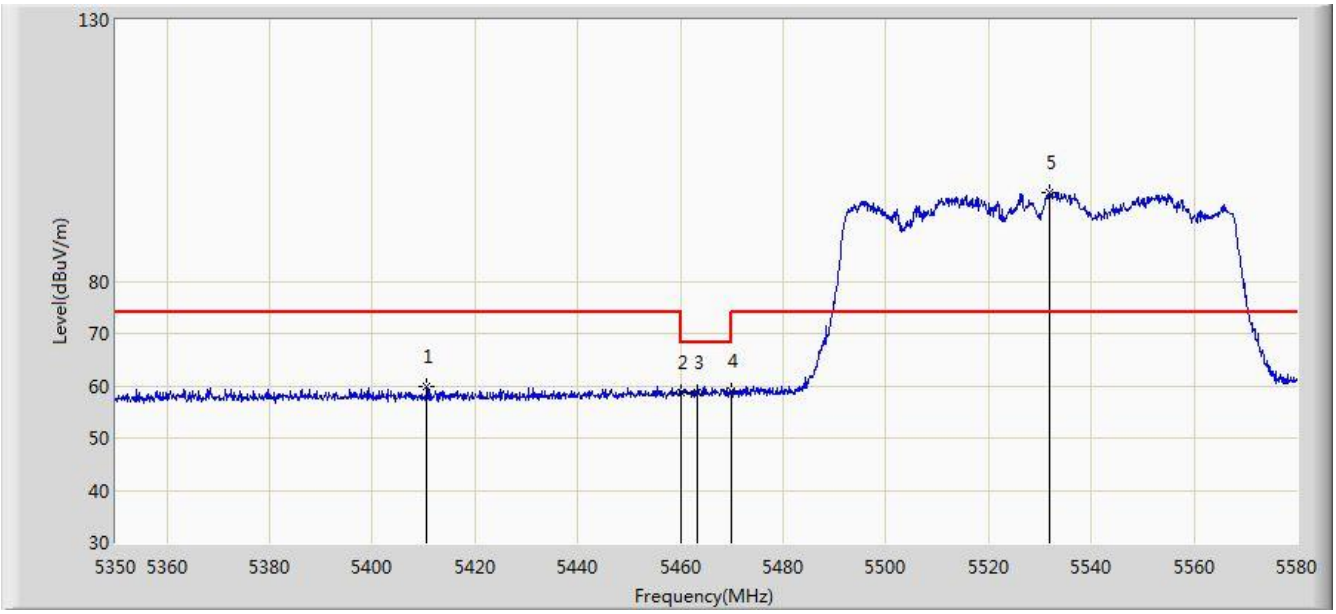

No	Flag	Mark	Frequency (MHz)	Measure Level (dBuV/m)	Reading Level (dBuV)	Over Limit (dB)	Limit (dBuV/m)	Factor (dB)	Type
1			5410.605	59.934	53.352	-14.066	74.000	6.582	PK
2			5460.000	58.795	51.993	-15.205	74.000	6.802	PK
3			5463.275	58.663	51.847	-9.537	68.200	6.816	PK
4			5470.000	58.877	52.032	-9.323	68.200	6.845	PK
5		*	5531.815	96.963	90.101	N/A	N/A	6.861	PK

Note: Measure Level (dBμV/m) = Reading Level (dBμV) + Factor (dB)

Factor (dB) = Cable Loss (dB) + Antenna Factor (dB/m) + Pre_Amplifier Gain (dB)

Site: AC1	Time: 2018/07/04 - 09:02
Limit: FCC_Part15.209_RE(3m)	Engineer: Cat Hu
Probe: BBHA9120D_1-18GHz	Polarity: Horizontal
EUT: VR All-In-One Headset	Power: AC 120V/60Hz
Test Mode: Transmit by 802.11ac-VHT80 at channel 5530MHz Ant 1 + 2	

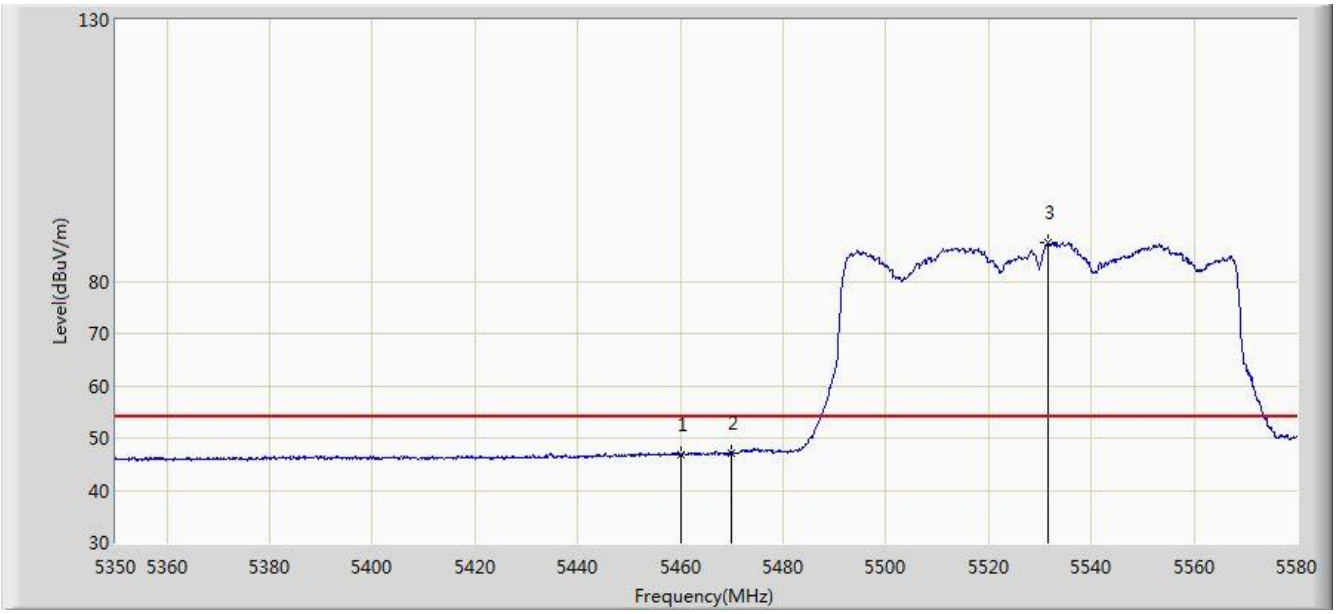

No	Flag	Mark	Frequency (MHz)	Measure Level (dBuV/m)	Reading Level (dBuV)	Over Limit (dB)	Limit (dBuV/m)	Factor (dB)	Type
1			5460.000	46.803	40.001	-7.197	54.000	6.802	AV
2			5470.000	47.225	40.380	-6.775	54.000	6.845	AV
3		*	5531.585	87.352	80.492	N/A	N/A	6.861	AV

Note: Measure Level (dBμV/m) = Reading Level (dBμV) + Factor (dB)

Factor (dB) = Cable Loss (dB) + Antenna Factor (dB/m) + Pre_Amplifier Gain (dB)

Site: AC1	Time: 2018/07/04 - 09:03
Limit: FCC_Part15.209_RE(3m)	Engineer: Cat Hu
Probe: BBHA9120D_1-18GHz	Polarity: Vertical
EUT: VR All-In-One Headset	Power: AC 120V/60Hz
Test Mode: Transmit by 802.11ac-VHT80 at channel 5530MHz Ant 1 + 2	

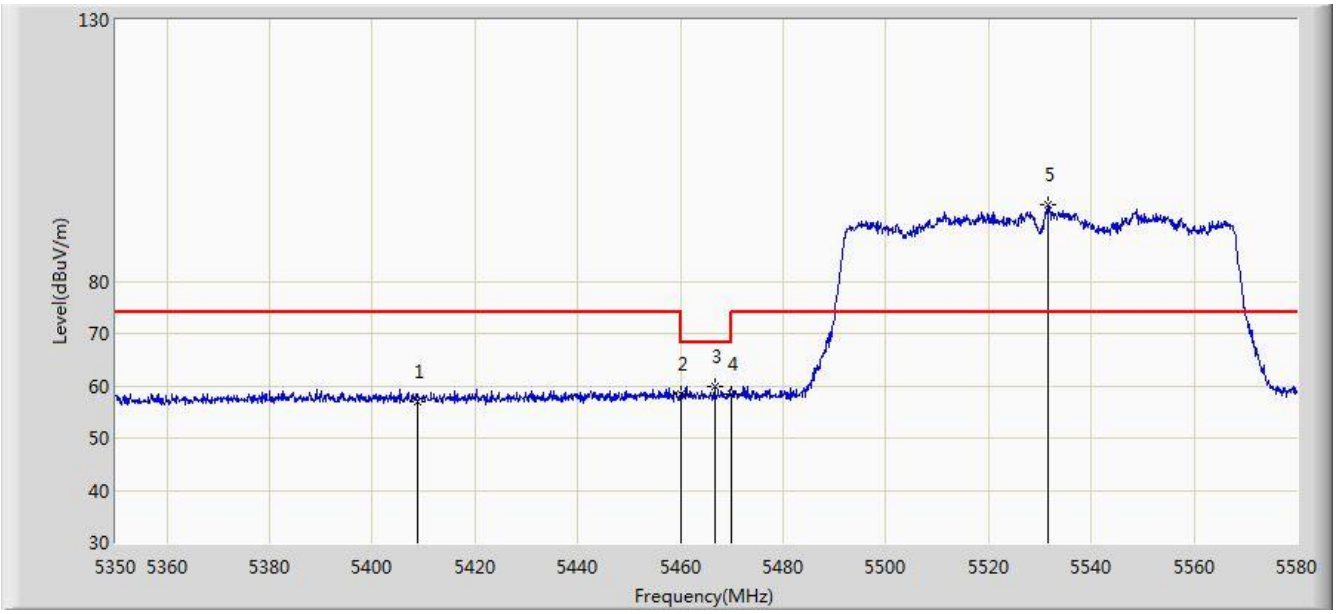

No	Flag	Mark	Frequency (MHz)	Measure Level (dBuV/m)	Reading Level (dBuV)	Over Limit (dB)	Limit (dBuV/m)	Factor (dB)	Type
1			5408.880	57.024	50.449	-16.976	74.000	6.575	PK
2			5460.000	58.355	51.553	-15.645	74.000	6.802	PK
3			5466.610	59.730	52.900	-8.470	68.200	6.831	PK
4			5470.000	58.382	51.537	-9.818	68.200	6.845	PK
5		*	5531.470	94.502	87.642	N/A	N/A	6.860	PK

Note: Measure Level (dBμV/m) = Reading Level (dBμV) + Factor (dB)

Factor (dB) = Cable Loss (dB) + Antenna Factor (dB/m) + Pre_Amplifier Gain (dB)

Site: AC1	Time: 2018/07/04 - 09:04
Limit: FCC_Part15.209_RE(3m)	Engineer: Cat Hu
Probe: BBHA9120D_1-18GHz	Polarity: Vertical
EUT: VR All-In-One Headset	Power: AC 120V/60Hz
Test Mode: Transmit by 802.11ac-VHT80 at channel 5530MHz Ant 1 + 2	

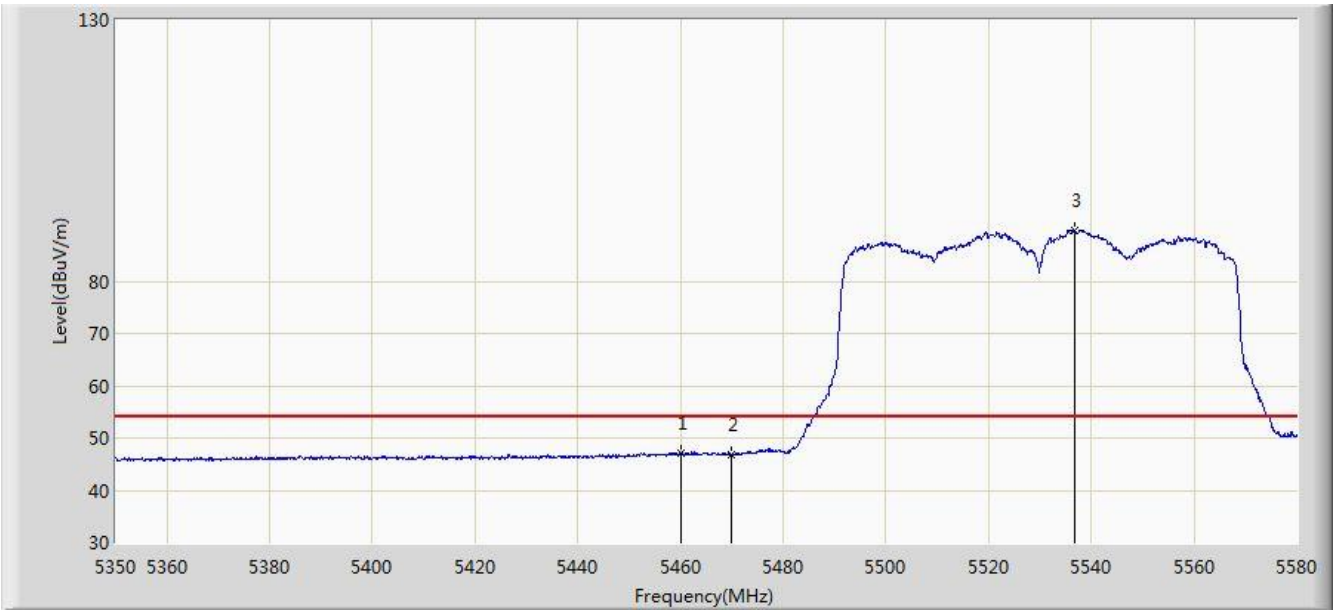

No	Flag	Mark	Frequency (MHz)	Measure Level (dBuV/m)	Reading Level (dBuV)	Over Limit (dB)	Limit (dBuV/m)	Factor (dB)	Type
1			5460.000	46.980	40.178	-7.020	54.000	6.802	AV
2			5470.000	46.829	39.984	-7.171	54.000	6.845	AV
3		*	5536.645	89.802	82.917	N/A	N/A	6.885	AV

Note: Measure Level (dBμV/m) = Reading Level (dBμV) + Factor (dB)

Factor (dB) = Cable Loss (dB) + Antenna Factor (dB/m) + Pre_Amplifier Gain (dB)

Site: AC1	Time: 2018/07/04 - 09:04
Limit: FCC_Part15.209_RE(3m)	Engineer: Cat Hu
Probe: BBHA9120D_1-18GHz	Polarity: Horizontal
EUT: VR All-In-One Headset	Power: AC 120V/60Hz
Test Mode: Transmit by 802.11ac-VHT80 at channel 5610MHz Ant 1 + 2	

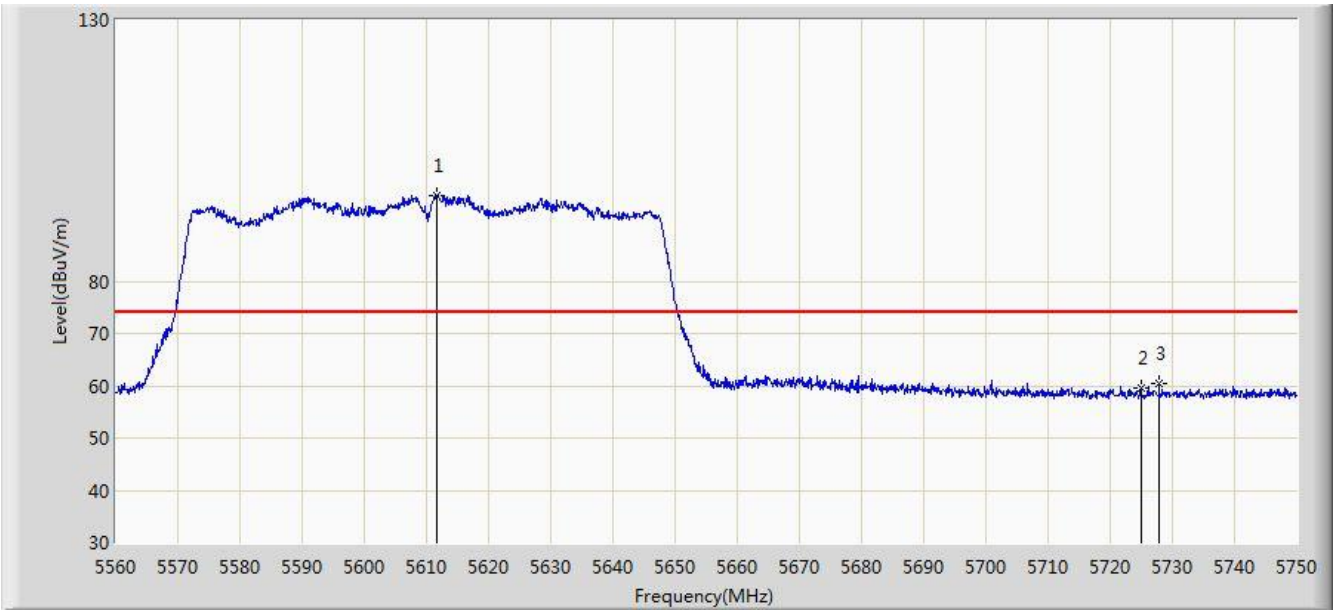

No	Flag	Mark	Frequency (MHz)	Measure Level (dBuV/m)	Reading Level (dBuV)	Over Limit (dB)	Limit (dBuV/m)	Factor (dB)	Type
1		*	5611.680	96.500	89.512	N/A	N/A	6.988	PK
2			5725.000	59.429	52.101	-14.571	74.000	7.328	PK
3			5727.865	60.306	52.964	-13.694	74.000	7.341	PK

Note: Measure Level (dBμV/m) = Reading Level (dBμV) + Factor (dB)

Factor (dB) = Cable Loss (dB) + Antenna Factor (dB/m) + Pre_Amplifier Gain (dB)

Site: AC1	Time: 2018/07/04 - 09:06
Limit: FCC_Part15.209_RE(3m)	Engineer: Cat Hu
Probe: BBHA9120D_1-18GHz	Polarity: Horizontal
EUT: VR All-In-One Headset	Power: AC 120V/60Hz
Test Mode: Transmit by 802.11ac-VHT80 at channel 5610MHz Ant 1 + 2	

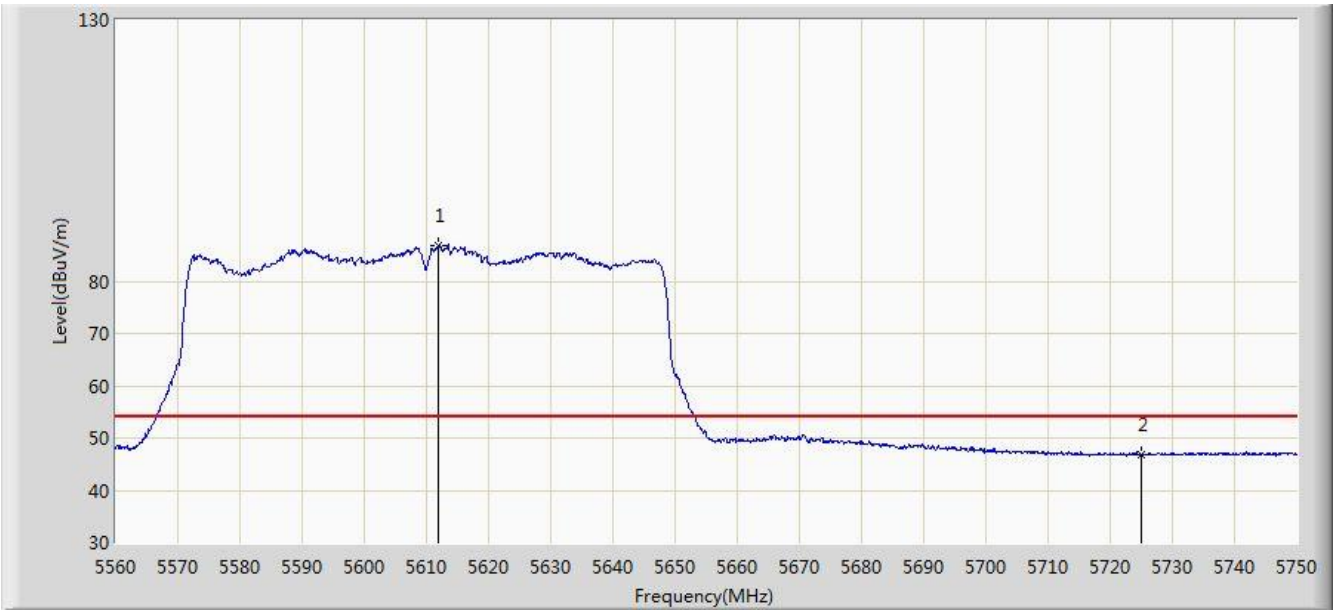

No	Flag	Mark	Frequency (MHz)	Measure Level (dBuV/m)	Reading Level (dBuV)	Over Limit (dB)	Limit (dBuV/m)	Factor (dB)	Type
1		*	5611.965	86.699	79.711	N/A	N/A	6.988	AV
2			5725.000	46.787	39.459	-7.213	54.000	7.328	AV

Note: Measure Level (dBμV/m) = Reading Level (dBμV) + Factor (dB)

Factor (dB) = Cable Loss (dB) + Antenna Factor (dB/m) + Pre_Amplifier Gain (dB)

Engineer: Cat Hu	
Site: AC1	Time: 2018/07/04 - 09:06
Limit: FCC_Part15.209_RE(3m)	Engineer: Cat Hu
Probe: BBHA9120D_1-18GHz	Polarity: Vertical
EUT: VR All-In-One Headset	Power: AC 120V/60Hz
Test Mode: Transmit by 802.11ac-VHT80 at channel 5610MHz Ant 1 + 2	

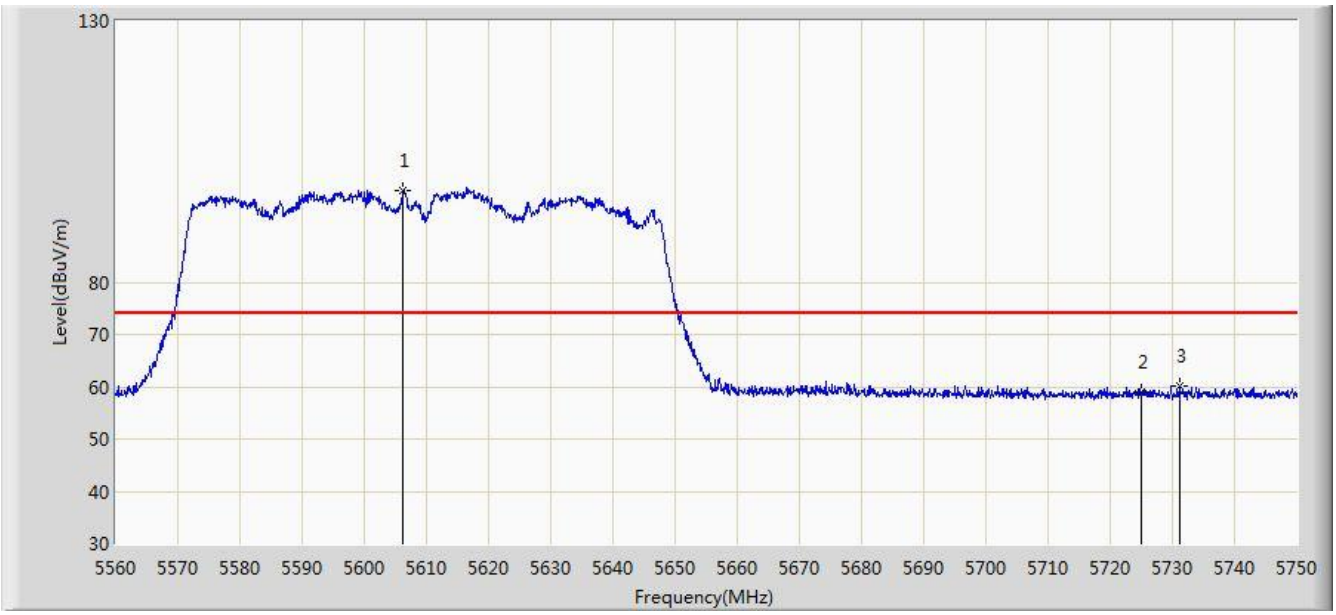

No	Flag	Mark	Frequency (MHz)	Measure Level (dBuV/m)	Reading Level (dBuV)	Over Limit (dB)	Limit (dBuV/m)	Factor (dB)	Type
1		*	5606.265	97.406	90.427	N/A	N/A	6.979	PK
2			5725.000	58.886	51.558	-15.114	74.000	7.328	PK
3			5731.190	60.021	52.665	-13.979	74.000	7.356	PK

Note: Measure Level (dBμV/m) = Reading Level (dBμV) + Factor (dB)

Factor (dB) = Cable Loss (dB) + Antenna Factor (dB/m) + Pre_Amplifier Gain (dB)

Site: AC1	Time: 2018/07/04 - 09:07
Limit: FCC_Part15.209_RE(3m)	Engineer: Cat Hu
Probe: BBHA9120D_1-18GHz	Polarity: Vertical
EUT: VR All-In-One Headset	Power: AC 120V/60Hz
Test Mode: Transmit by 802.11ac-VHT80 at channel 5610MHz Ant 1 + 2	

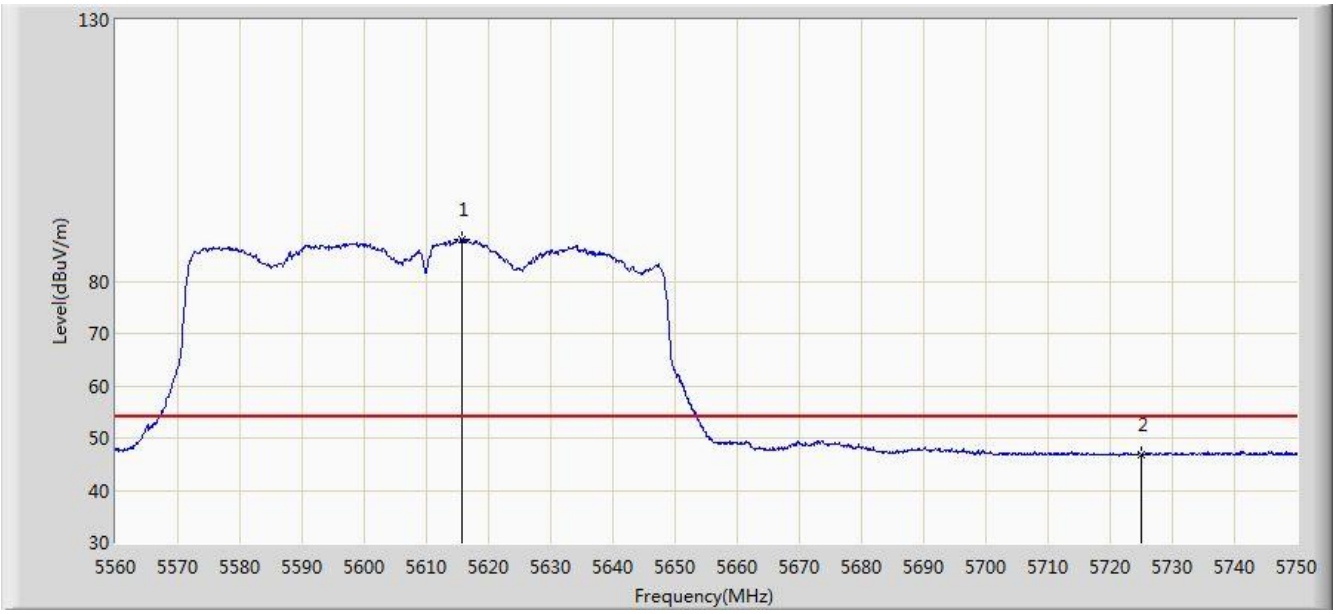

No	Flag	Mark	Frequency (MHz)	Measure Level (dBuV/m)	Reading Level (dBuV)	Over Limit (dB)	Limit (dBuV/m)	Factor (dB)	Type
1		*	5615.670	87.947	80.951	N/A	N/A	6.996	AV
2			5725.000	46.943	39.615	-7.057	54.000	7.328	AV

Note: Measure Level (dBμV/m) = Reading Level (dBμV) + Factor (dB)

Factor (dB) = Cable Loss (dB) + Antenna Factor (dB/m) + Pre_Amplifier Gain (dB)

Site: AC1	Time: 2018/07/04 - 09:08
Limit: FCC_Part15.407_RE(3m)	Engineer: Cat Hu
Probe: BBHA9120D_1-18GHz	Polarity: Horizontal
EUT: VR All-In-One Headset	Power: AC 120V/60Hz
Test Mode: Transmit by 802.11ac-VHT80 at channel 5775MHz Ant 1 + 2	

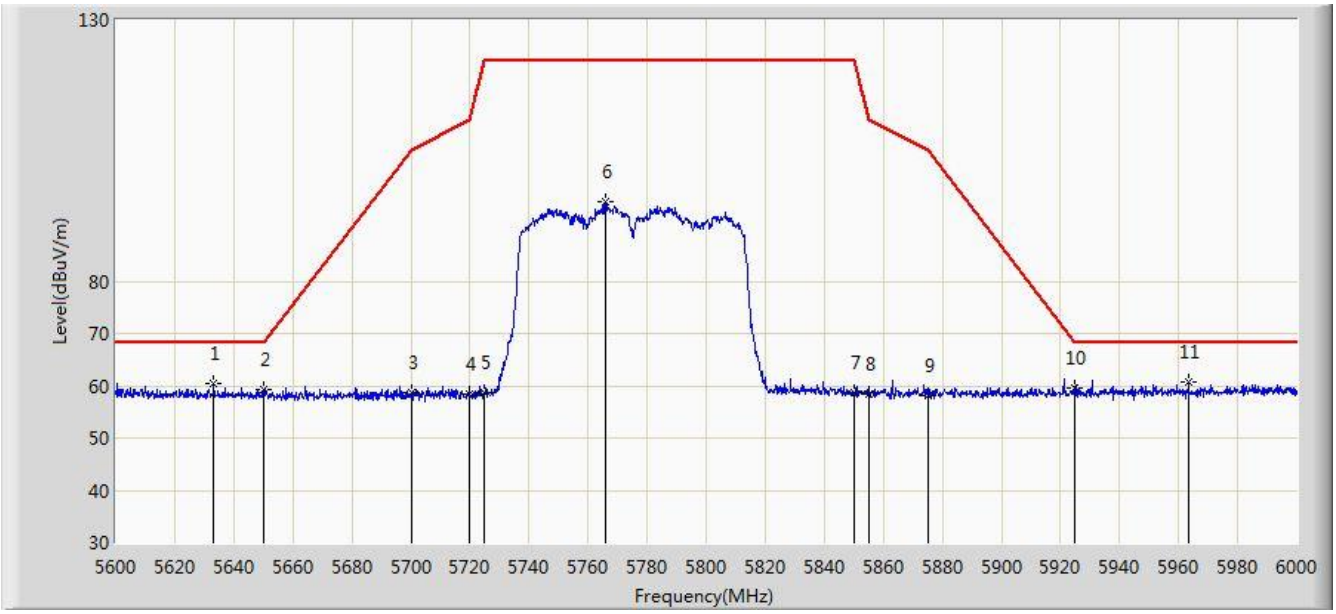

No	Flag	Mark	Frequency (MHz)	Measure Level (dBuV/m)	Reading Level (dBuV)	Over Limit (dB)	Limit (dBuV/m)	Factor (dB)	Type
1			5633.200	60.362	53.363	-7.838	68.200	6.999	PK
2			5650.000	59.241	52.236	-8.959	68.200	7.005	PK
3			5700.000	58.657	51.492	-46.543	105.200	7.165	PK
4			5720.000	58.491	51.192	-52.309	110.800	7.299	PK
5			5725.000	58.710	51.382	-63.490	122.200	7.328	PK
6			5766.000	95.124	87.690	N/A	N/A	7.435	PK
7			5850.000	58.809	51.036	-63.391	122.200	7.774	PK
8			5855.000	58.505	50.729	-52.295	110.800	7.775	PK
9			5875.000	58.216	50.398	-46.984	105.200	7.818	PK
10			5925.000	59.535	51.716	-8.665	68.200	7.819	PK
11		*	5963.400	60.632	52.771	-7.568	68.200	7.861	PK

Note: Measure Level (dBμV/m) = Reading Level (dBμV) + Factor (dB)

Factor (dB) = Cable Loss (dB) + Antenna Factor (dB/m) + Pre_Amplifier Gain (dB)

Site: AC1	Time: 2018/07/04 - 09:10
Limit: FCC_Part15.407_RE(3m)	Engineer: Cat Hu
Probe: BBHA9120D_1-18GHz	Polarity: Vertical
EUT: VR All-In-One Headset	Power: AC 120V/60Hz
Test Mode: Transmit by 802.11ac-VHT80 at channel 5775MHz Ant 1 + 2	

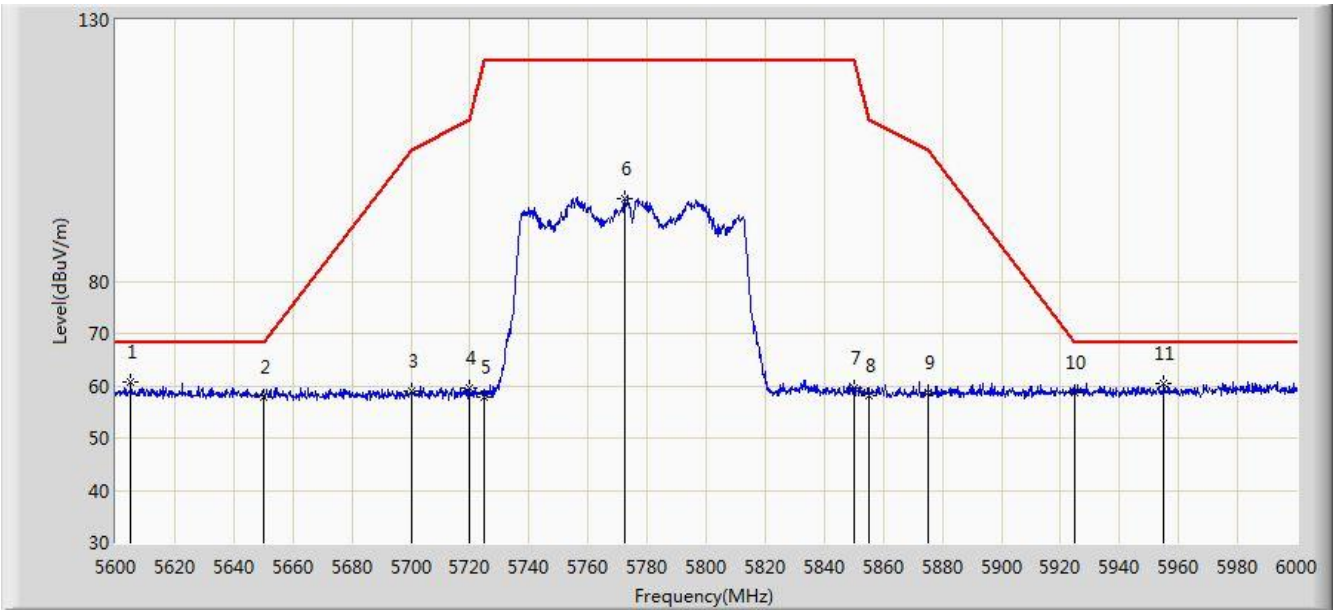

No	Flag	Mark	Frequency (MHz)	Measure Level (dBuV/m)	Reading Level (dBuV)	Over Limit (dB)	Limit (dBuV/m)	Factor (dB)	Type
1		*	5605.200	60.657	53.678	-7.543	68.200	6.979	PK
2			5650.000	57.940	50.935	-10.260	68.200	7.005	PK
3			5700.000	59.002	51.837	-46.198	105.200	7.165	PK
4			5720.000	59.461	52.162	-51.339	110.800	7.299	PK
5			5725.000	57.910	50.582	-64.290	122.200	7.328	PK
6			5772.200	95.712	88.256	N/A	N/A	7.456	PK
7			5850.000	59.424	51.651	-62.776	122.200	7.774	PK
8			5855.000	58.198	50.422	-52.602	110.800	7.775	PK
9			5875.000	58.776	50.958	-46.424	105.200	7.818	PK
10			5925.000	58.635	50.816	-9.565	68.200	7.819	PK
11			5955.000	60.314	52.465	-7.886	68.200	7.849	PK

Note: Measure Level (dBμV/m) = Reading Level (dBμV) + Factor (dB)

Factor (dB) = Cable Loss (dB) + Antenna Factor (dB/m) + Pre_Amplifier Gain (dB)

7.9. AC Conducted Emissions Measurement

7.9.1.Test Limit

FCC Part 15 Subpart C Paragraph 15.207 Limits		
Frequency (MHz)	QP (dBuV)	AV (dBuV)
0.15 - 0.50	66 - 56	56 – 46
0.50 - 5.0	56	46
5.0 - 30	60	50

Note 1: The lower limit shall apply at the transition frequencies.

Note 2: The limit decreases linearly with the logarithm of the frequency in the range 0.15MHz to 0.5MHz.

7.9.2.Test Setup

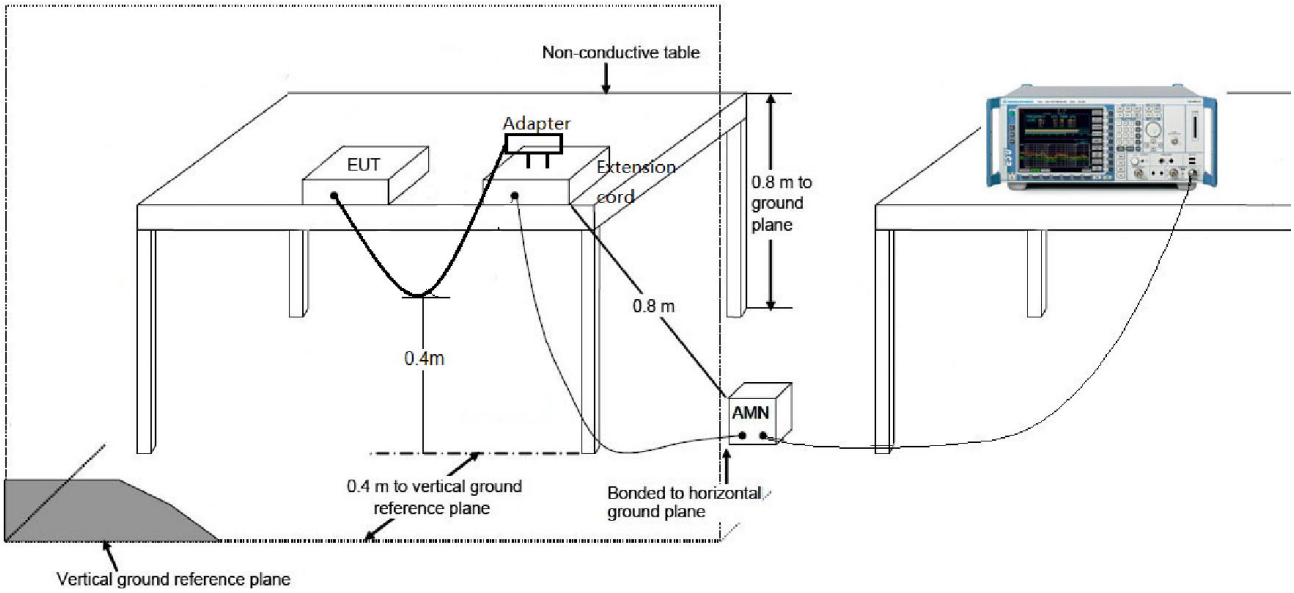

7.9.3.Test Result

Site: SR2	Time: 2018/07/23 - 09:50
Limit: FCC_Part15.207_CE_AC Power	Engineer: Bacon Dong
Probe: ENV216_101683_Filter On	Polarity: Line
EUT: VR All-In-One Headset	Power: AC 120V/60Hz
Worst Mode: Transmit at channel 5180MHz by 802.11a	

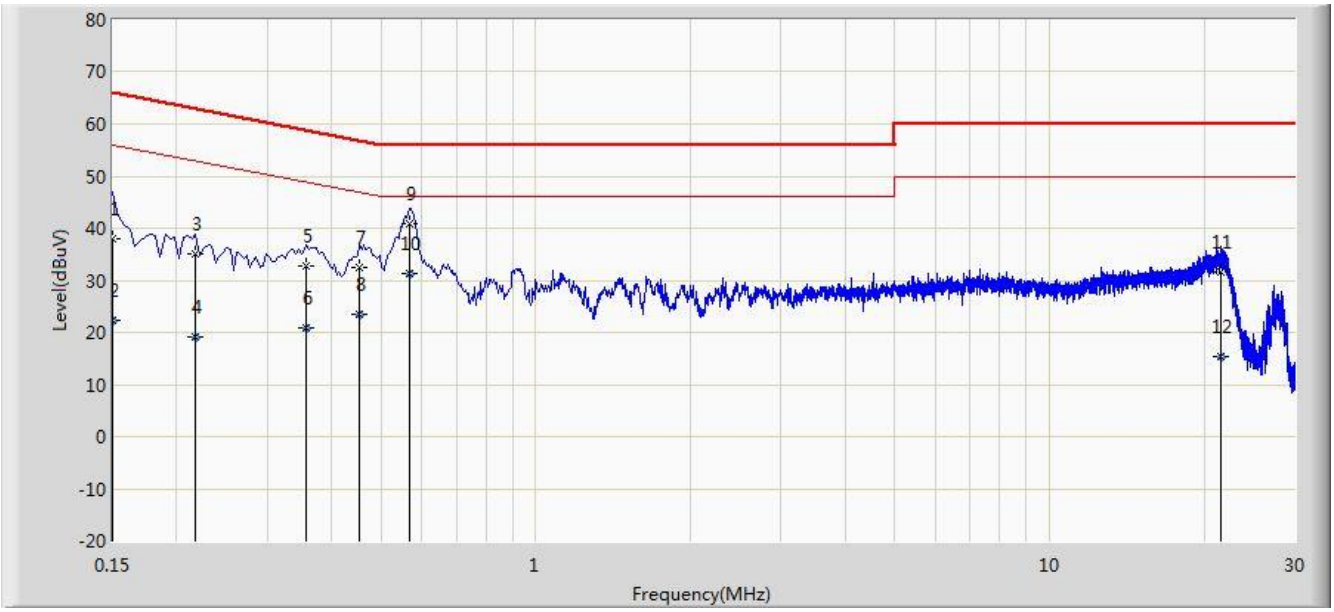

No	Flag	Mark	Frequency (MHz)	Measure Level (DBUV)	Reading Level (DBUV)	Over Limit (dB)	Limit (DBUV)	Factor (dB)	Type
1			0.150	38.046	26.877	-27.954	66.000	11.168	QP
2			0.150	22.181	11.013	-33.819	56.000	11.168	AV
3			0.218	35.001	25.056	-27.894	62.895	9.945	QP
4			0.218	18.988	9.044	-33.906	52.895	9.945	AV
5			0.358	32.719	22.668	-26.056	58.775	10.051	QP
6			0.358	20.979	10.928	-27.796	48.775	10.051	AV
7			0.454	32.587	22.457	-24.215	56.802	10.129	QP
8			0.454	23.599	13.470	-23.203	46.802	10.129	AV
9			0.566	40.831	30.698	-15.169	56.000	10.132	QP
10		*	0.566	31.356	21.224	-14.644	46.000	10.132	AV
11			21.590	31.704	21.532	-28.296	60.000	10.172	QP
12			21.590	15.280	5.108	-34.720	50.000	10.172	AV

Note: Measure Level (dBμV) = Reading Level (dBμV) + Factor (dB)

Factor (dB) = Cable Loss (dB) + LISN Factor (dB)

Site: SR2	Time: 2018/07/23 - 09:50
Limit: FCC_Part15.207_CE_AC Power	Engineer: Bacon Dong
Probe: ENV216_101683_Filter On	Polarity: Neutral
EUT: VR All-In-One Headset	Power: AC 120V/60Hz
Worst Mode: Transmit at channel 5180MHz by 802.11a	

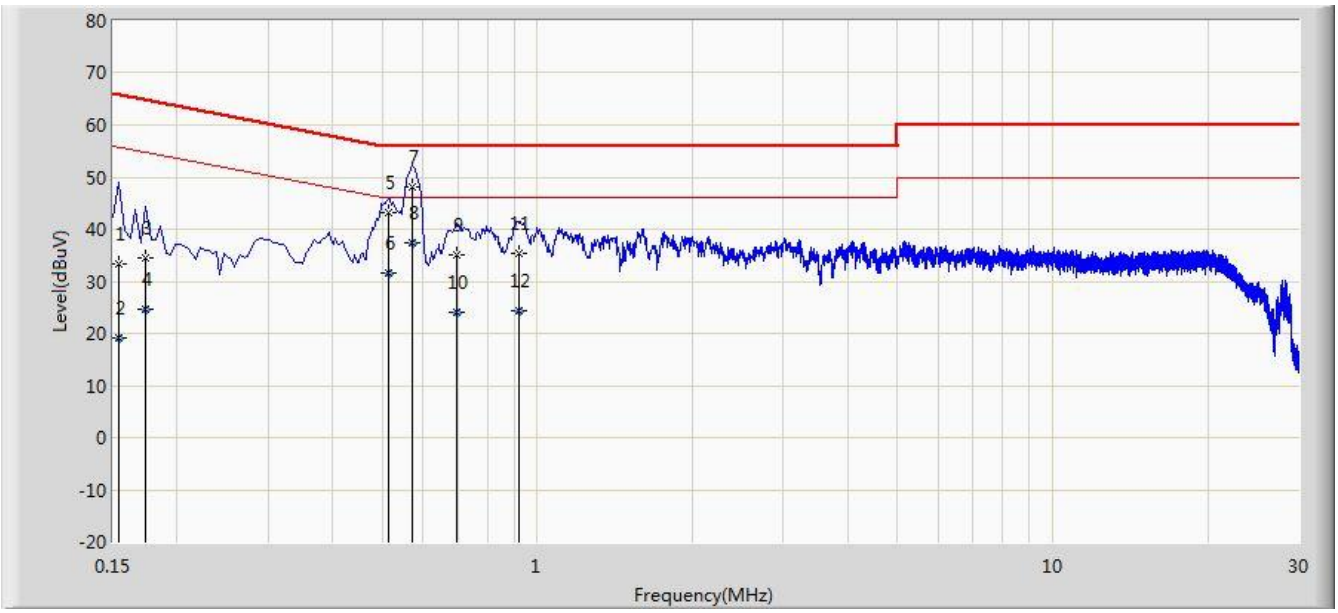

No	Flag	Mark	Frequency (MHz)	Measure Level (DBUV)	Reading Level (DBUV)	Over Limit (dB)	Limit (DBUV)	Factor (dB)	Type
1			0.154	33.358	22.642	-32.423	65.781	10.716	QP
2			0.154	19.263	8.547	-36.519	55.781	10.716	AV
3			0.174	34.631	24.574	-30.136	64.767	10.057	QP
4			0.174	24.670	14.613	-30.097	54.767	10.057	AV
5			0.514	43.155	32.979	-12.845	56.000	10.176	QP
6			0.514	31.735	21.559	-14.265	46.000	10.176	AV
7		*	0.570	48.193	38.046	-7.807	56.000	10.148	QP
8			0.570	37.466	27.318	-8.534	46.000	10.148	AV
9			0.698	35.187	25.111	-20.813	56.000	10.076	QP
10			0.698	24.036	13.960	-21.964	46.000	10.076	AV
11			0.922	35.330	25.378	-20.670	56.000	9.952	QP
12			0.922	24.387	14.435	-21.613	46.000	9.952	AV

Note: Measure Level (dBμV) = Reading Level (dBμV) + Factor (dB)

Factor (dB) = Cable Loss (dB) + LISN Factor (dB)

8. CONCLUSION

The data collected relate only the item(s) tested and show that the device is in compliance with Part 15E of the FCC Rules.

The End