802.11n-HT20			
Test Channel	5180MHz(worst case)	Polarity:	Vertical

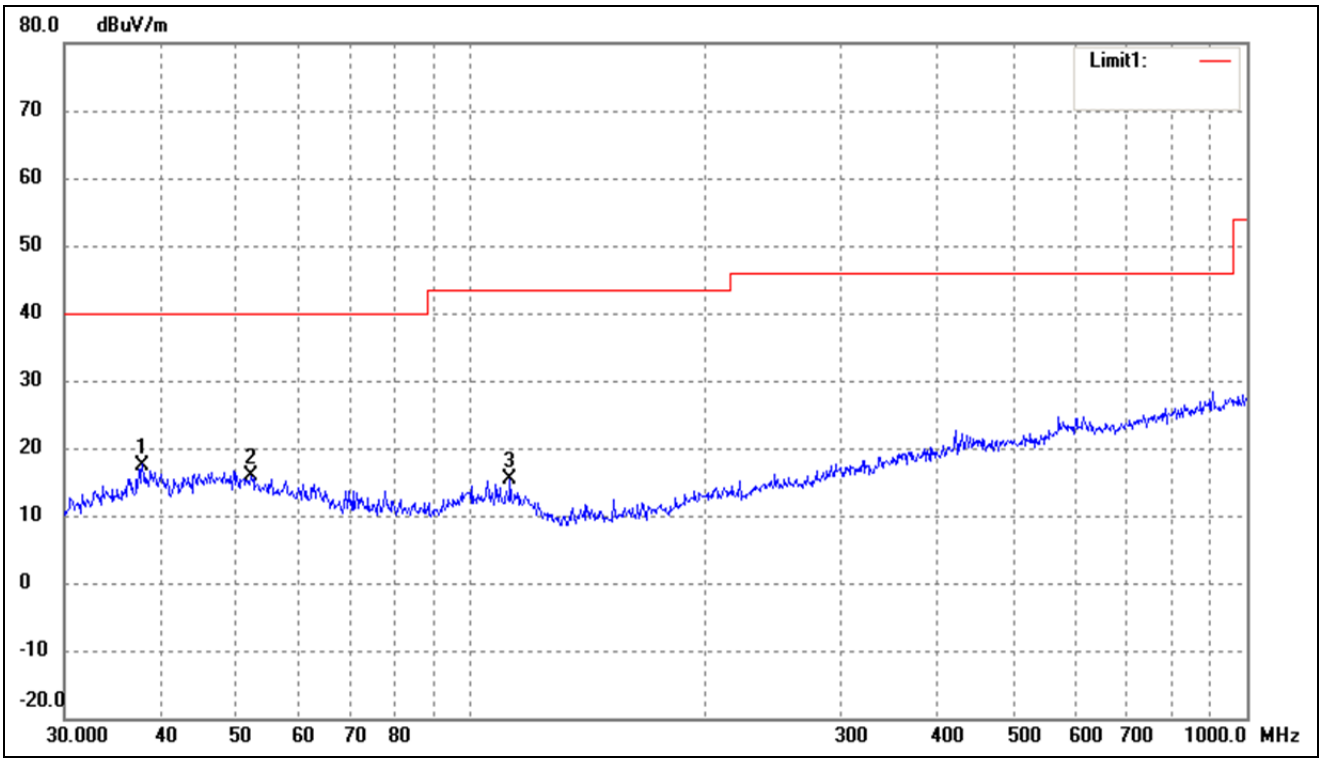

No.	Frequency	Reading	Correct	Result	Limit	Margin	Degree	Height	Remark
	(MHz)	(dBuV/m)	dB/m	(dBuV/m)	(dBuV/m)	(dB)	( )	(cm)	
1	37.8121	30.37	-12.87	17.50	40.00	-22.50	239	100	peak
2	52.2079	27.48	-11.50	15.98	40.00	-24.02	307	100	peak
3	112.5244	28.76	-13.30	15.46	43.50	-28.04	68	100	peak

802.11n-HT40			
Test Channel	5190MHz(worst case)	Polarity:	Horizontal

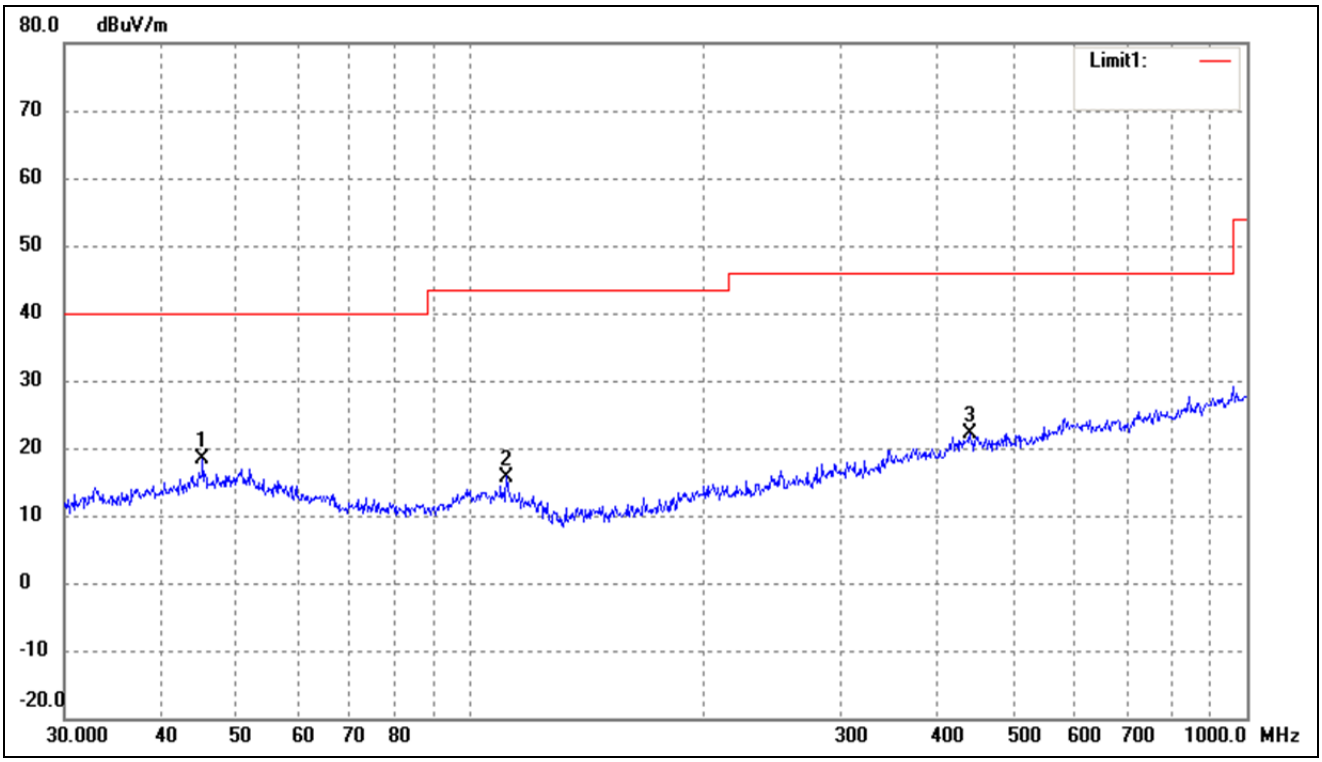

No.	Frequency	Reading	Correct	Result	Limit	Margin	Degree	Height	Remark
	(MHz)	(dBuV/m)	dB/m	(dBuV/m)	(dBuV/m)	(dB)	( )	(cm)	
1	45.2166	29.73	-11.33	18.40	40.00	-21.60	347	100	peak
2	111.3468	28.92	-13.17	15.75	43.50	-27.75	90	100	peak
3	440.1963	28.41	-6.20	22.21	46.00	-23.79	96	100	peak

802.11n-HT40			
Test Channel	5190MHz(worst case)	Polarity:	Vertical

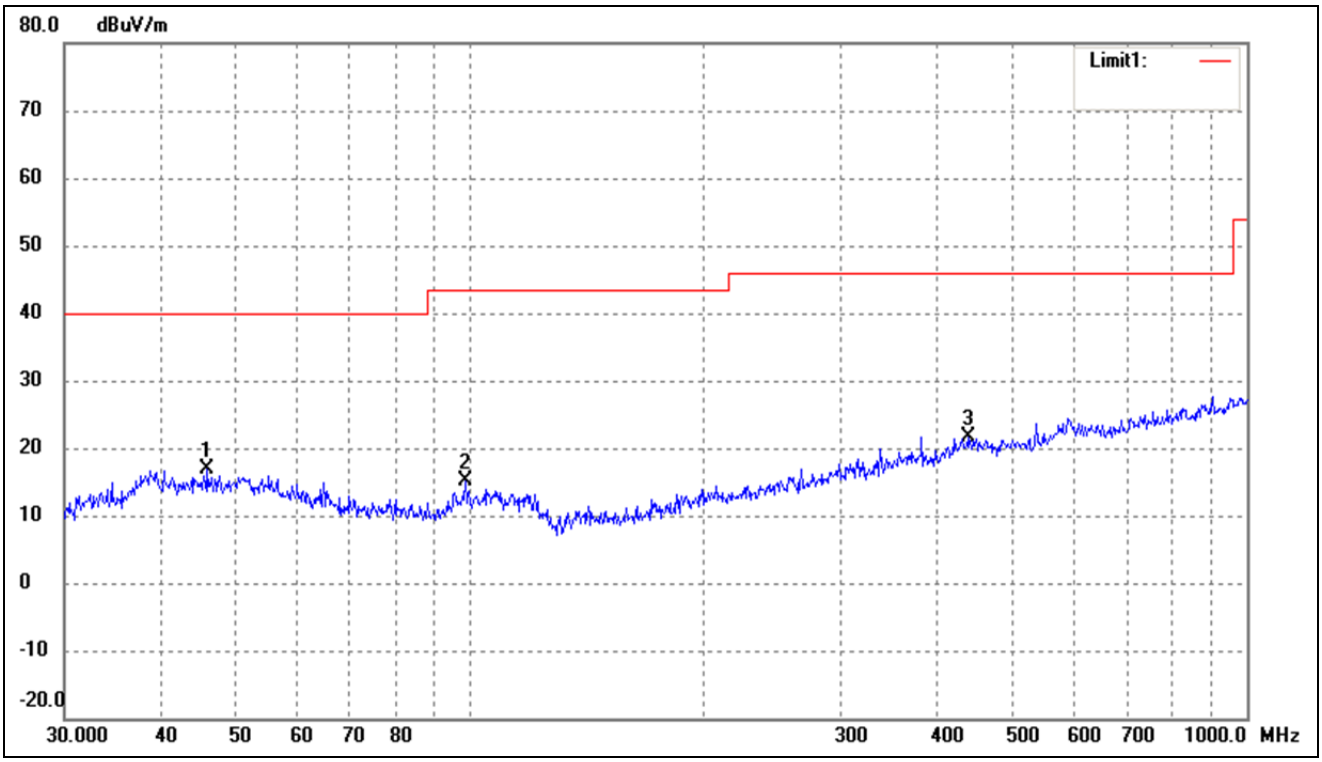

No.	Frequency	Reading	Correct	Result	Limit	Margin	Degree	Height	Remark
	(MHz)	(dBuV/m)	dB/m	(dBuV/m)	(dBuV/m)	(dB)	( )	(cm)	
1	45.8553	28.24	-11.28	16.96	40.00	-23.04	96	100	peak
2	98.4866	28.64	-13.53	15.11	43.50	-28.39	98	100	peak
3	437.1199	27.94	-6.19	21.75	46.00	-24.25	191	100	peak

802.11ac-HT80			
Test Channel	5210MHz(worst case)	Polarity:	Horizontal

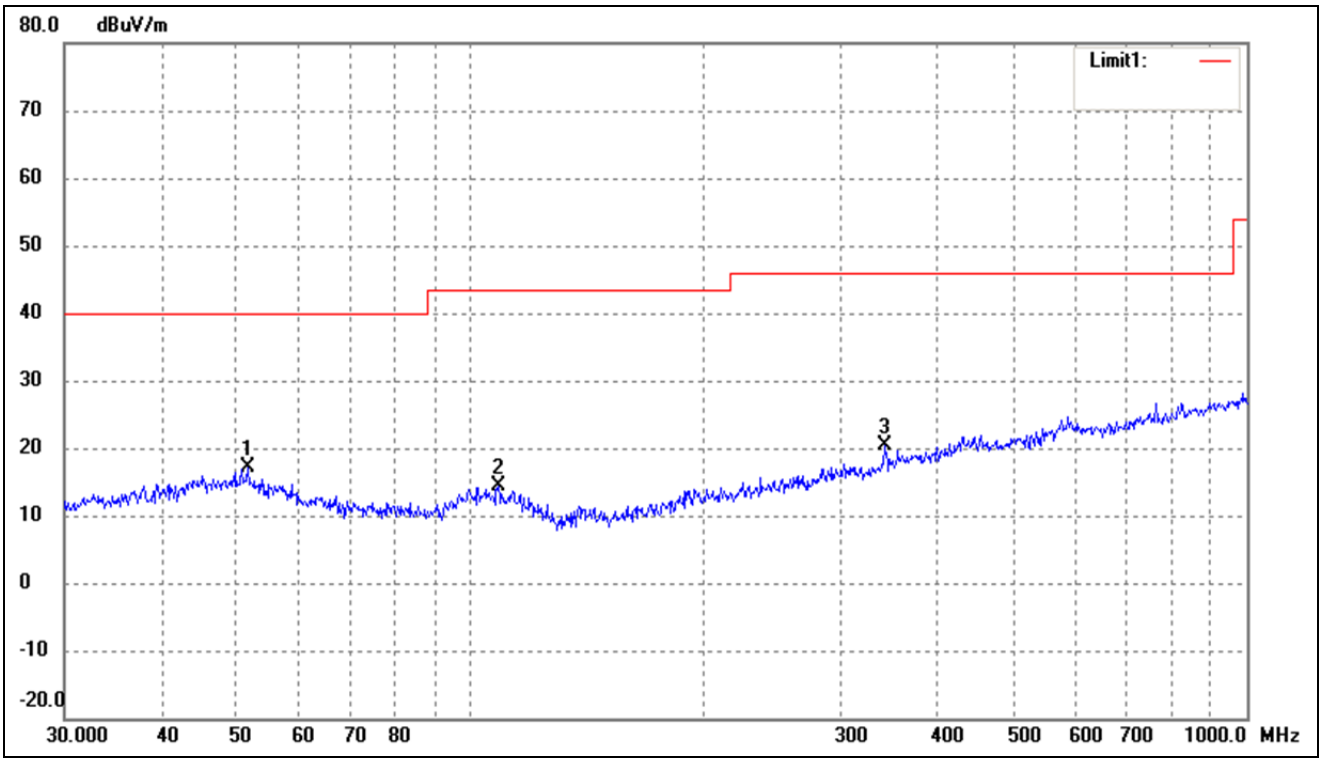

No.	Frequency	Reading	Correct	Result	Limit	Margin	Degree	Height	Remark
	(MHz)	(dBuV/m)	dB/m	(dBuV/m)	(dBuV/m)	(dB)	( )	(cm)	
1	51.6616	28.40	-11.38	17.02	40.00	-22.98	134	100	peak
2	108.6470	27.45	-13.03	14.42	43.50	-29.08	116	100	peak
3	341.9787	28.78	-8.51	20.27	46.00	-25.73	77	100	peak

802.11ac-HT80			
Test Channel	5210MHz(worst case)	Polarity:	Vertical

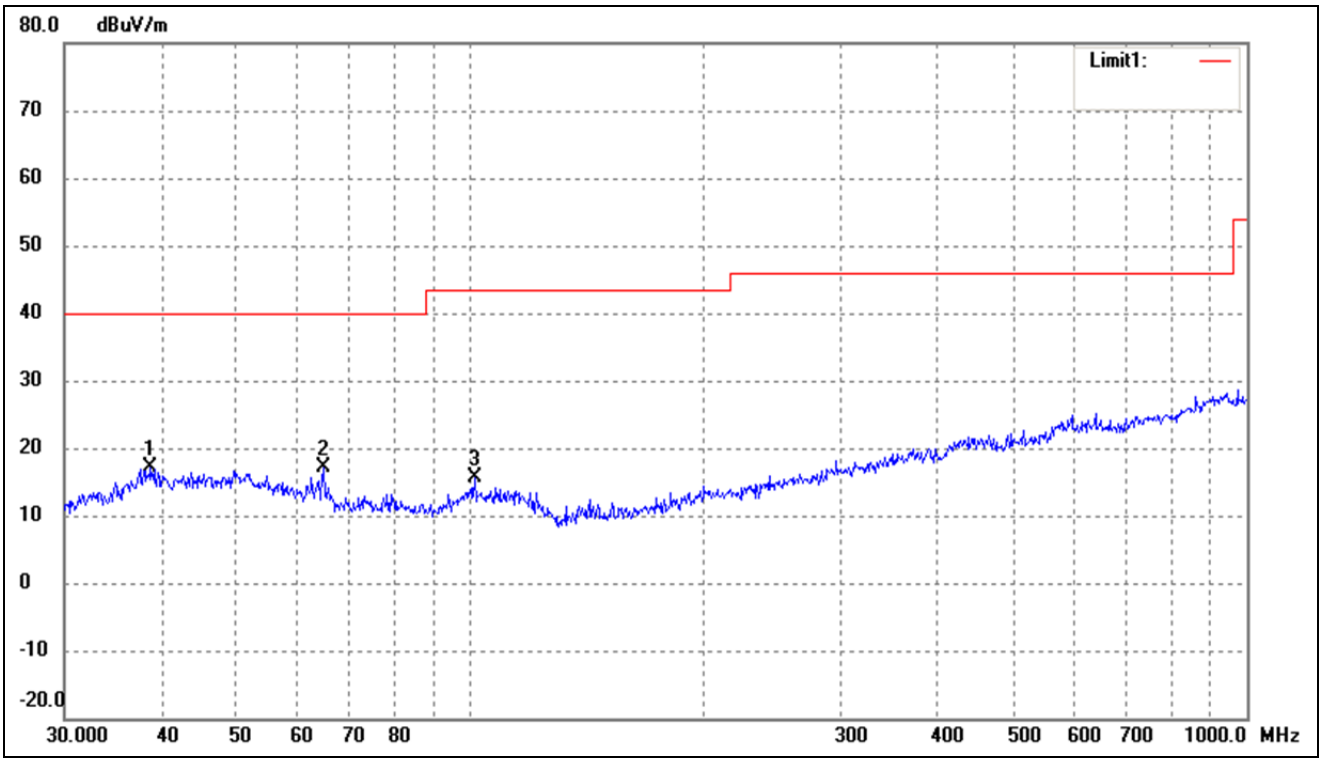

No.	Frequency	Reading	Correct	Result	Limit	Margin	Degree	Height	Remark
	(MHz)	(dBuV/m)	dB/m	(dBuV/m)	(dBuV/m)	(dB)	( )	(cm)	
1	38.7518	29.84	-12.72	17.12	40.00	-22.88	97	100	peak
2	64.6594	31.22	-14.02	17.20	40.00	-22.80	154	100	peak
3	101.2885	28.77	-13.17	15.60	43.50	-27.90	177	100	peak

➢ 5250-5350MHz

802.11a			
Test Channel	5260MHz	Polarity:	Horizontal

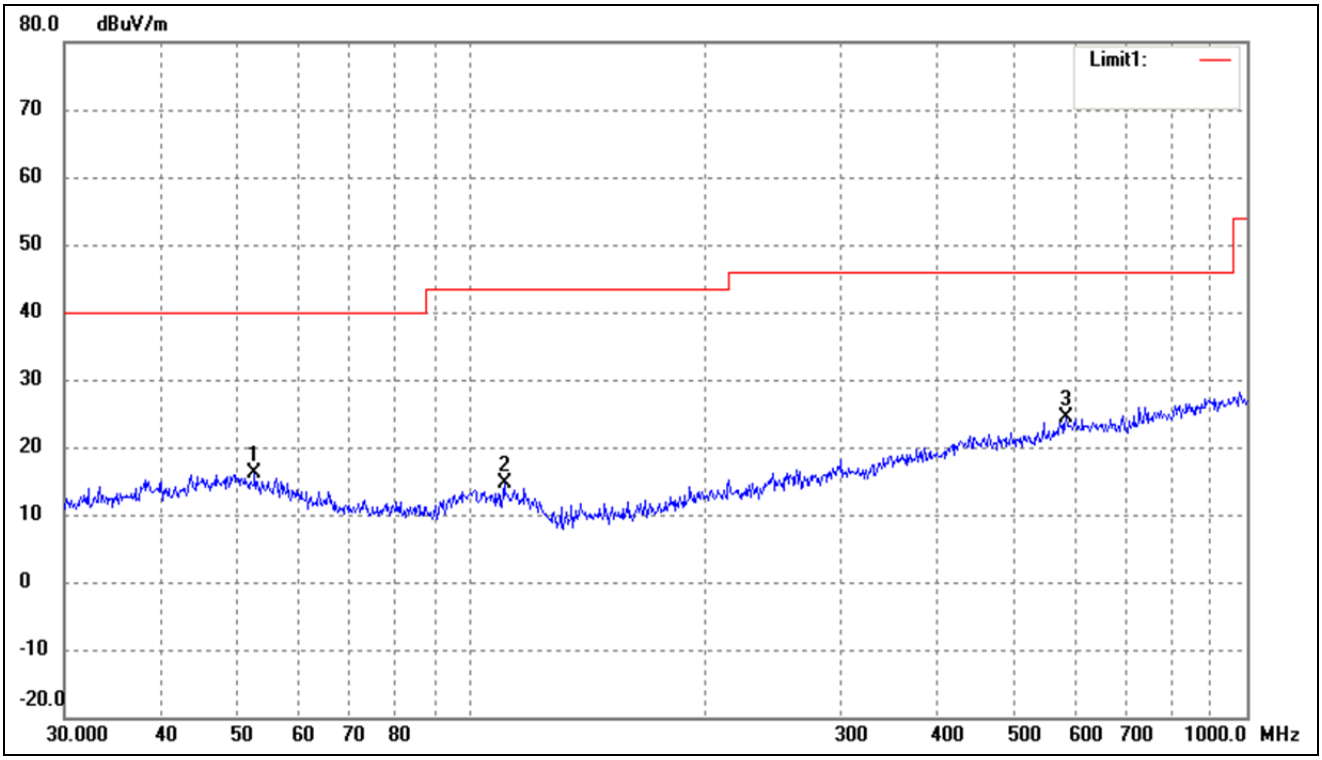

No.	Frequency	Reading	Correct	Result	Limit	Margin	Degree	Height	Remark
	(MHz)	(dBuV/m)	dB/m	(dBuV/m)	(dBuV/m)	(dB)	( )	(cm)	
1	52.7600	27.66	-11.64	16.02	40.00	-23.98	61	100	peak
2	110.5687	27.74	-13.08	14.66	43.50	-28.84	195	100	peak
3	584.7895	28.47	-4.17	24.30	46.00	-21.70	109	100	peak

802.11a			
Test Channel	5260MHz(worst case)	Polarity:	Vertical

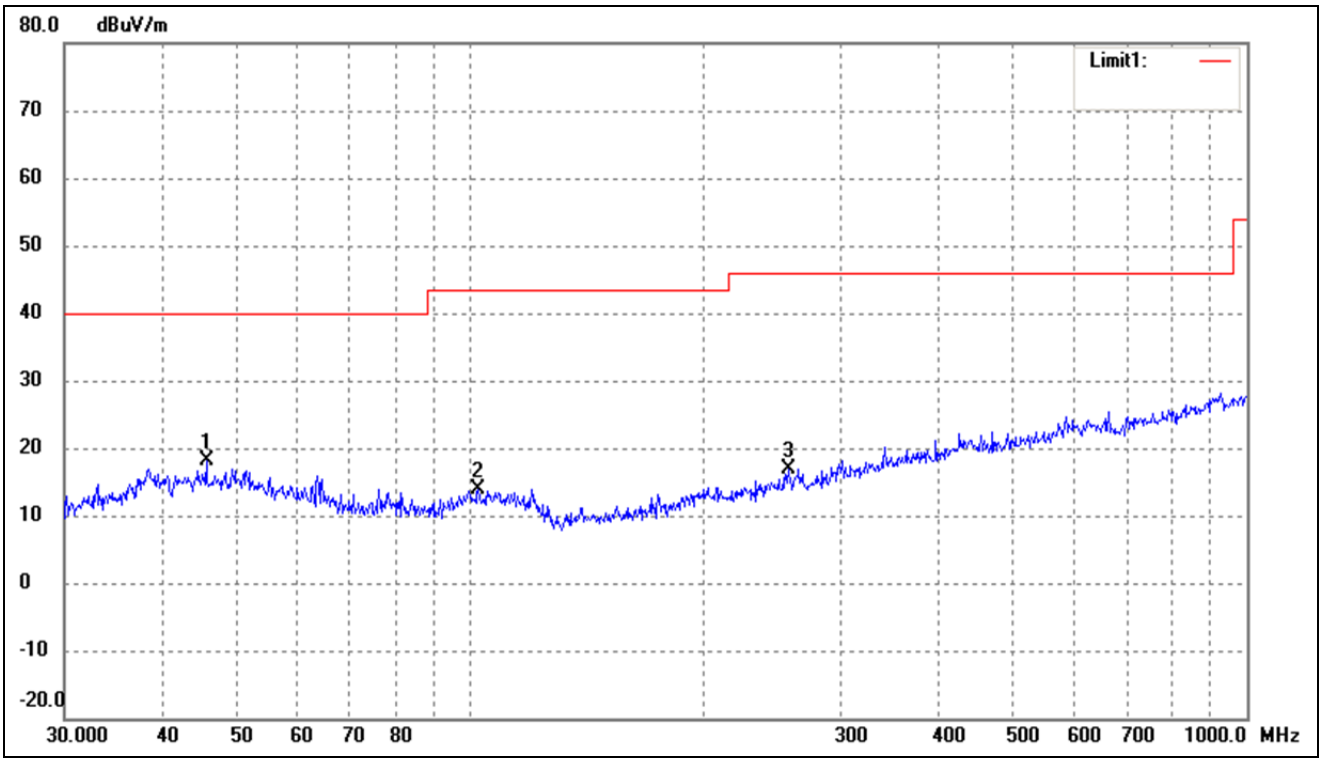

No.	Frequency	Reading	Correct	Result	Limit	Margin	Degree	Height	Remark
	(MHz)	(dBuV/m)	dB/m	(dBuV/m)	(dBuV/m)	(dB)	( )	(cm)	
1	45.6948	29.52	-11.29	18.23	40.00	-21.77	100	100	peak
2	102.3597	27.00	-13.14	13.86	43.50	-29.64	354	100	peak
3	256.5211	27.79	-10.88	16.91	46.00	-29.09	144	100	peak

802.11n-HT20			
Test Channel	5260MHz(worst case)	Polarity:	Horizontal

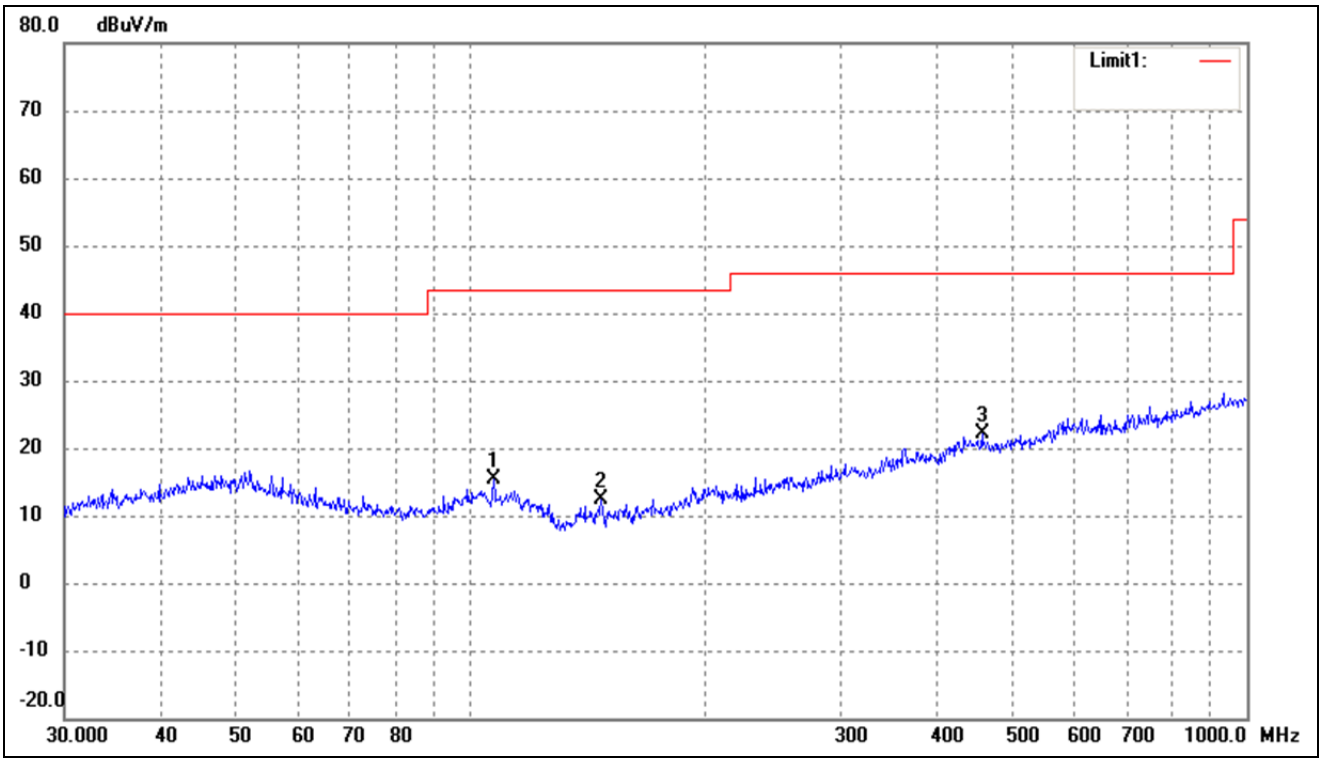

No.	Frequency	Reading	Correct	Result	Limit	Margin	Degree	Height	Remark
	(MHz)	(dBuV/m)	dB/m	(dBuV/m)	(dBuV/m)	(dB)	( )	(cm)	
1	107.1337	28.41	-13.07	15.34	43.50	-28.16	224	100	peak
2	147.4036	28.16	-15.84	12.32	43.50	-31.18	122	100	peak
3	455.9058	28.68	-6.50	22.18	46.00	-23.82	114	100	peak

802.11n-HT20			
Test Channel	5260MHz(worst case)	Polarity:	Vertical

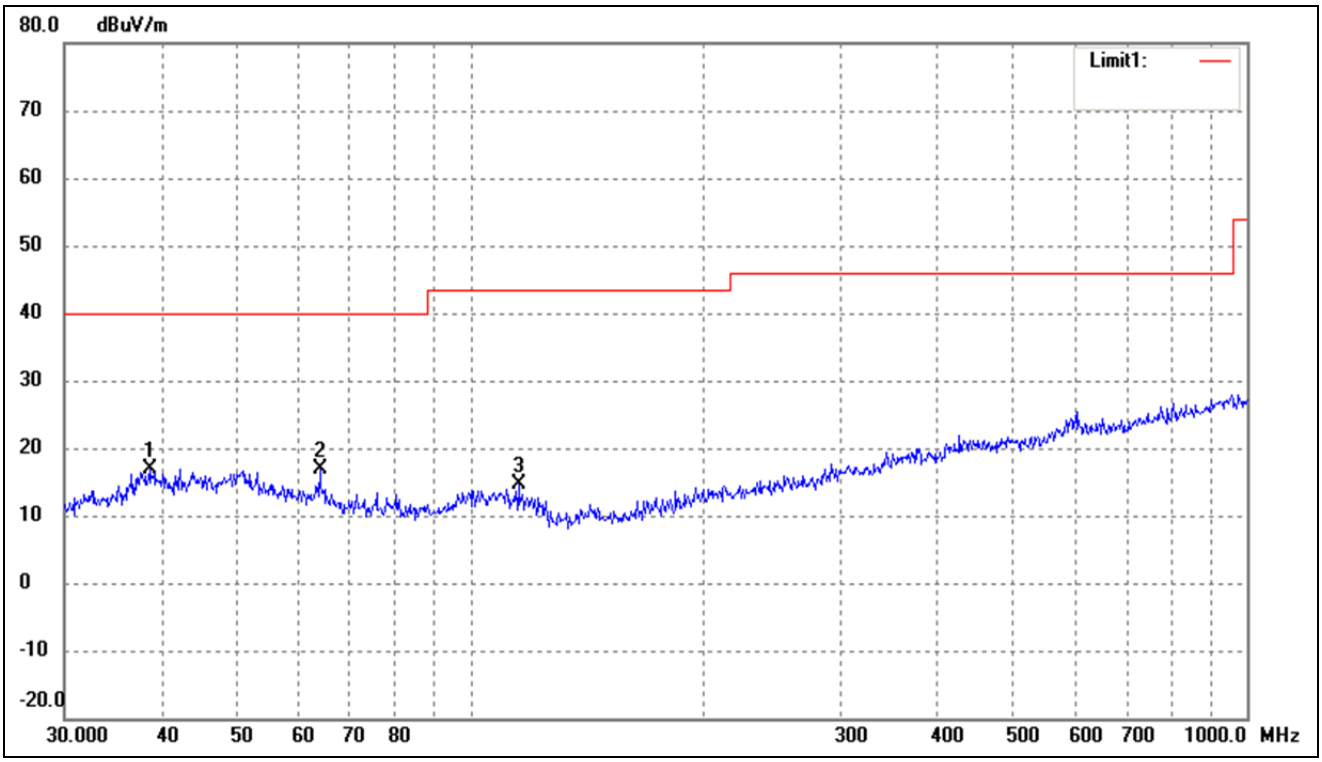

No.	Frequency	Reading	Correct	Result	Limit	Margin	Degree	Height	Remark
	(MHz)	(dBuV/m)	dB/m	(dBuV/m)	(dBuV/m)	(dB)	( )	(cm)	
1	38.6161	29.71	-12.73	16.98	40.00	-23.02	88	100	peak
2	63.9828	30.80	-13.92	16.88	40.00	-23.12	92	100	peak
3	115.3205	28.25	-13.62	14.63	43.50	-28.87	70	100	peak

802.11n-HT40			
Test Channel	5270MHz(worst case)	Polarity:	Horizontal

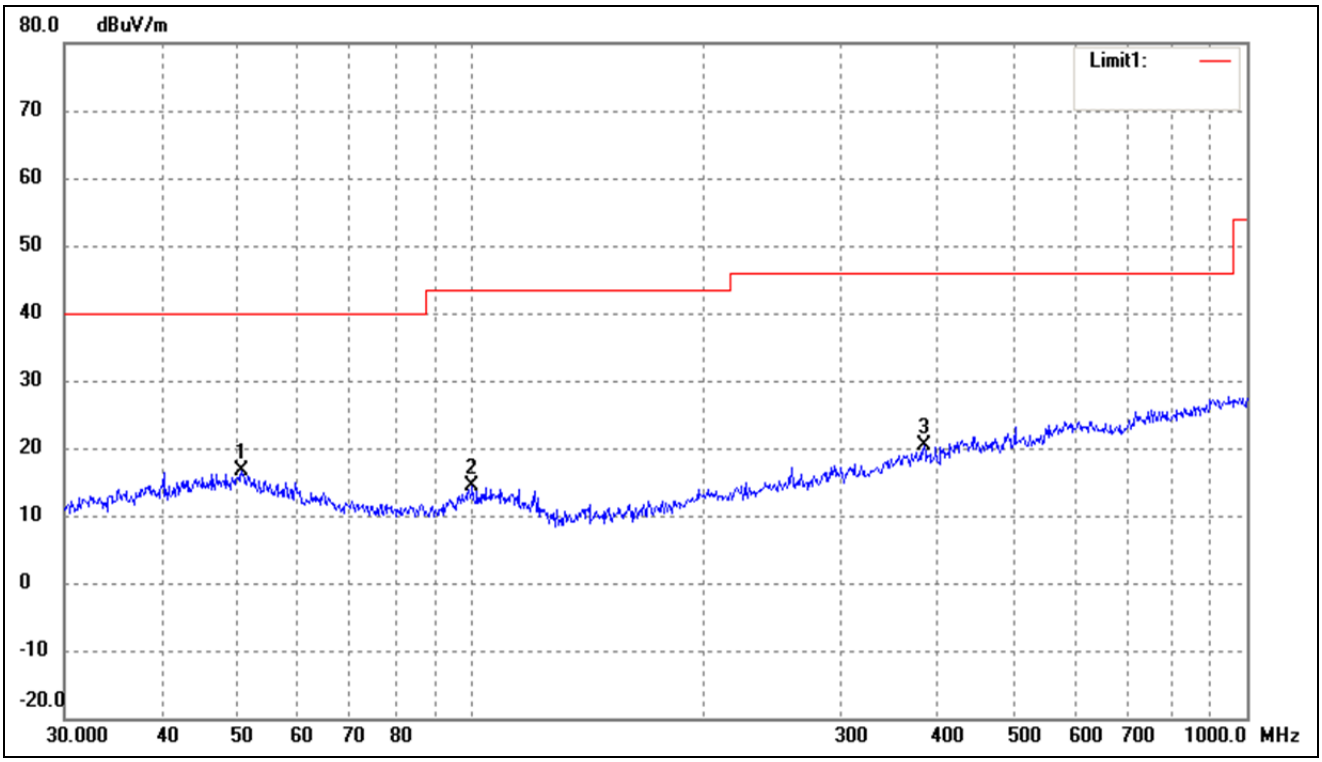

No.	Frequency	Reading	Correct	Result	Limit	Margin	Degree	Height	Remark
	(MHz)	(dBuV/m)	dB/m	(dBuV/m)	(dBuV/m)	(dB)	( )	(cm)	
1	50.7637	27.80	-11.17	16.63	40.00	-23.37	222	100	peak
2	100.5806	27.48	-13.17	14.31	43.50	-29.19	128	100	peak
3	383.9318	27.98	-7.59	20.39	46.00	-25.61	100	100	peak

802.11n-HT40			
Test Channel	5270MHz(worst case)	Polarity:	Vertical

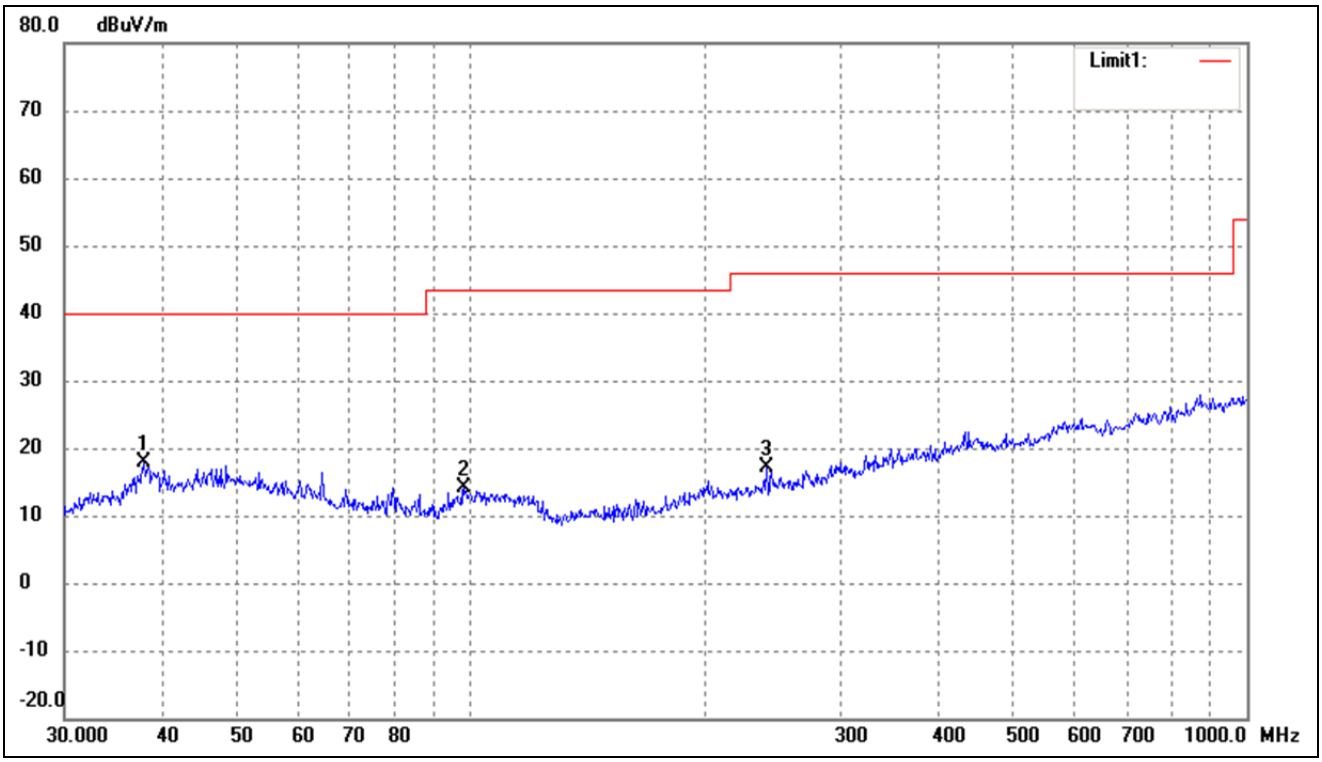

No.	Frequency	Reading	Correct	Result	Limit	Margin	Degree	Height	Remark
	(MHz)	(dBuV/m)	dB/m	(dBuV/m)	(dBuV/m)	(dB)	( )	(cm)	
1	37.9450	30.72	-12.85	17.87	40.00	-22.13	269	100	peak
2	98.1419	27.77	-13.61	14.16	43.50	-29.34	93	100	peak
3	240.8304	28.62	-11.48	17.14	46.00	-28.86	233	100	peak

802.11ac-HT80			
Test Channel	5290MHz(worst case)	Polarity:	Horizontal

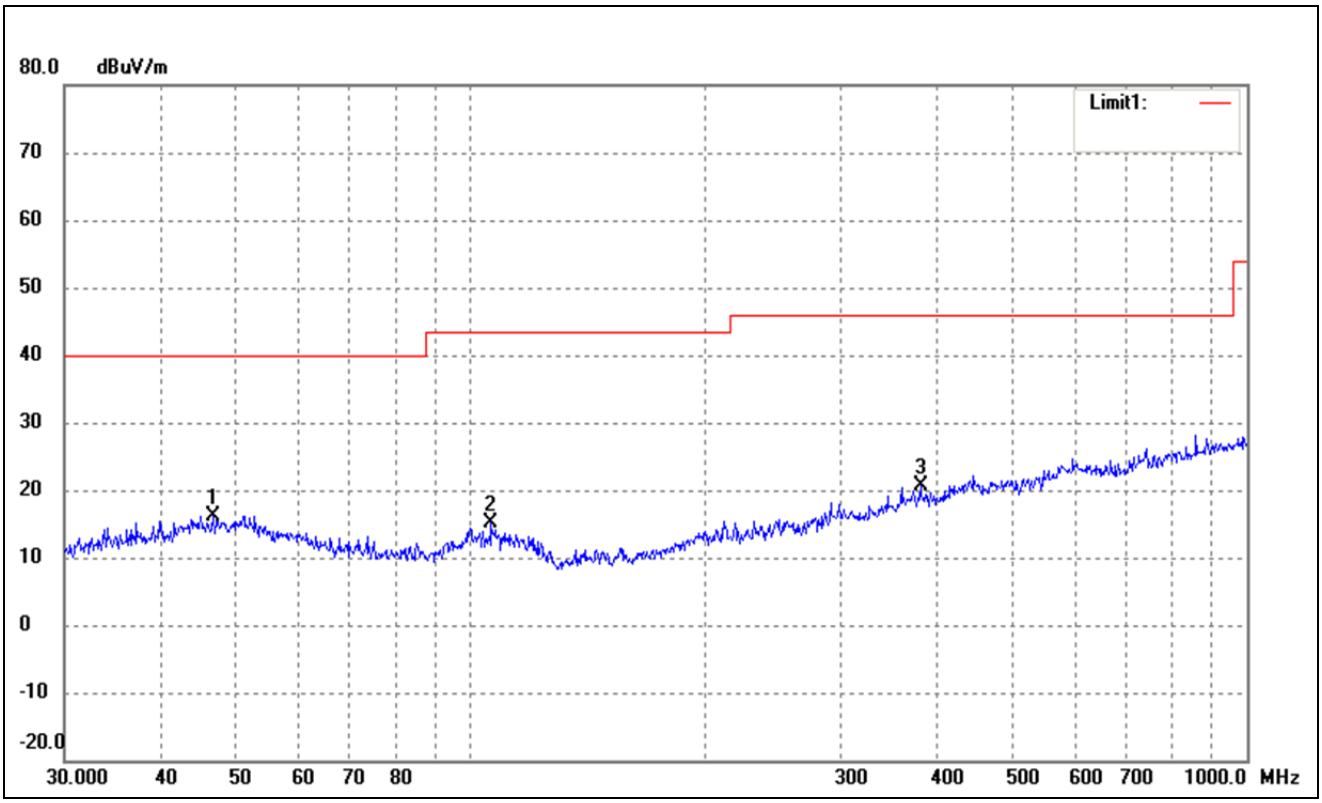

No.	Frequency	Reading	Correct	Result	Limit	Margin	Degree	Height	Remark
	(MHz)	(dBuV/m)	dB/m	(dBuV/m)	(dBuV/m)	(dB)	( )	(cm)	
1	46.6664	27.44	-11.22	16.22	40.00	-23.78	258	100	peak
2	106.3850	28.13	-13.08	15.05	43.50	-28.45	59	100	peak
3	379.9141	28.28	-7.56	20.72	46.00	-25.28	93	100	peak

802.11ac-HT80			
Test Channel	5290MHz(worst case)	Polarity:	Vertical

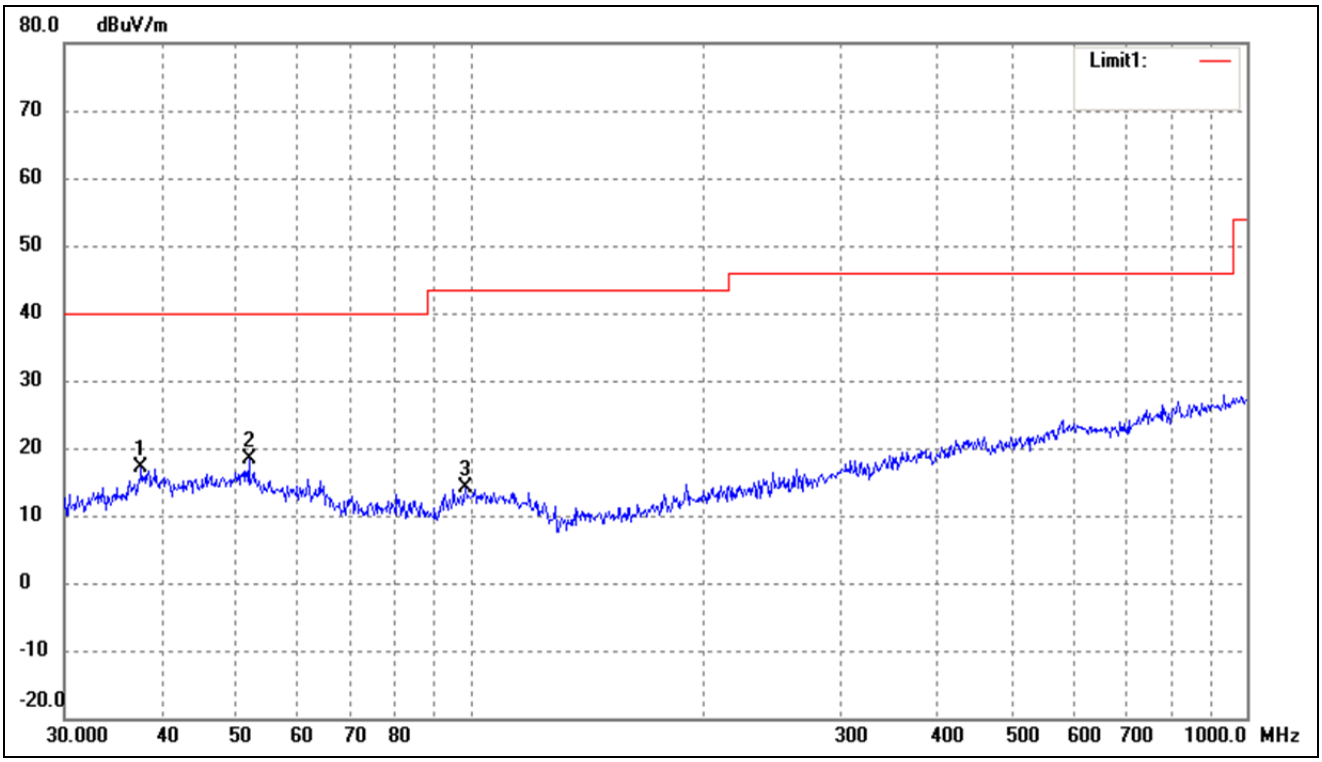

No.	Frequency	Reading	Correct	Result	Limit	Margin	Degree	Height	Remark
	(MHz)	(dBuV/m)	dB/m	(dBuV/m)	(dBuV/m)	(dB)	( )	(cm)	
1	37.6798	30.01	-12.89	17.12	40.00	-22.88	90	100	peak
2	51.8430	29.69	-11.42	18.27	40.00	-21.73	138	100	peak
3	98.4866	27.72	-13.53	14.19	43.50	-29.31	91	100	peak

➢ 5470-5725MHz

802.11a			
Test Channel	5500MHz(worst case)	Polarity:	Horizontal

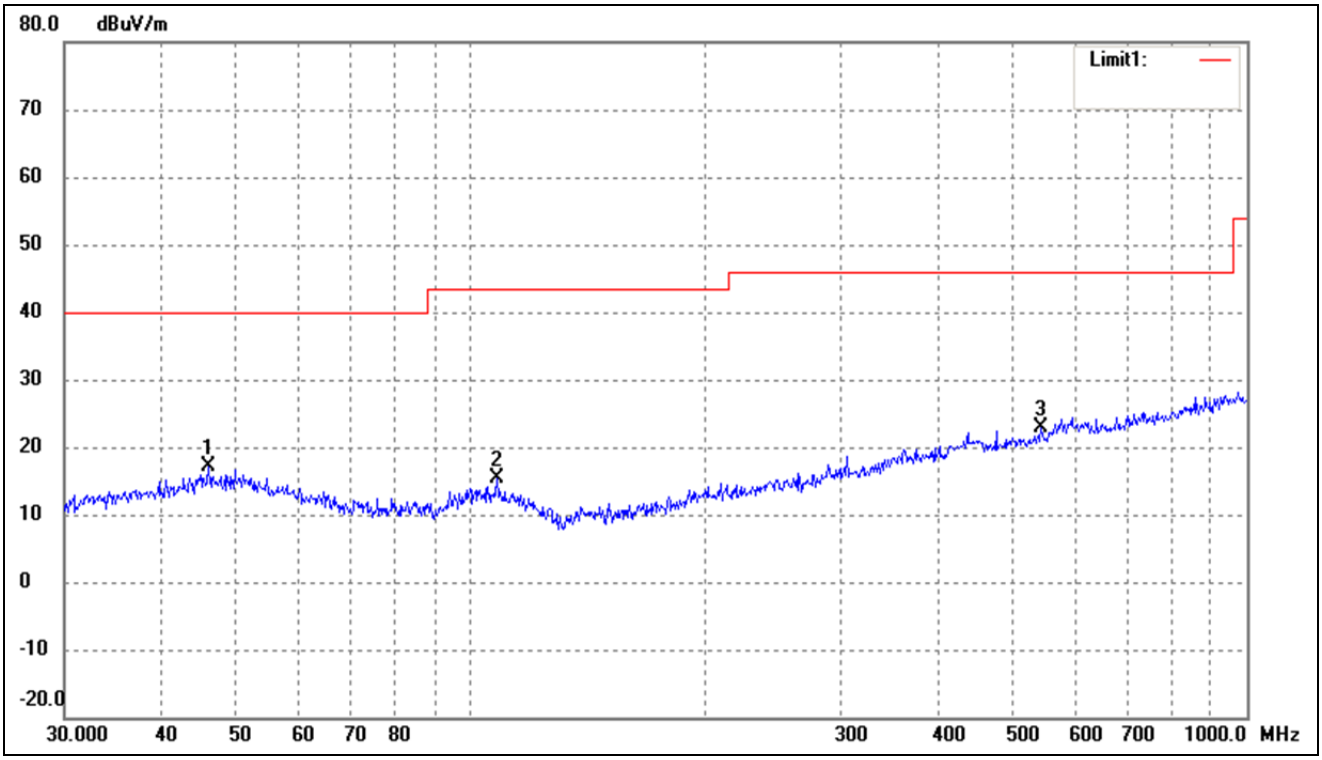

No.	Frequency	Reading	Correct	Result	Limit	Margin	Degree	Height	Remark
	(MHz)	(dBuV/m)	dB/m	(dBuV/m)	(dBuV/m)	(dB)	( )	(cm)	
1	46.0164	28.37	-11.27	17.10	40.00	-22.90	52	100	peak
2	108.2667	28.54	-13.05	15.49	43.50	-28.01	157	100	peak
3	543.2742	28.60	-5.69	22.91	46.00	-23.09	79	100	peak

802.11a			
Test Channel	5500MHz(worst case)	Polarity:	Vertical

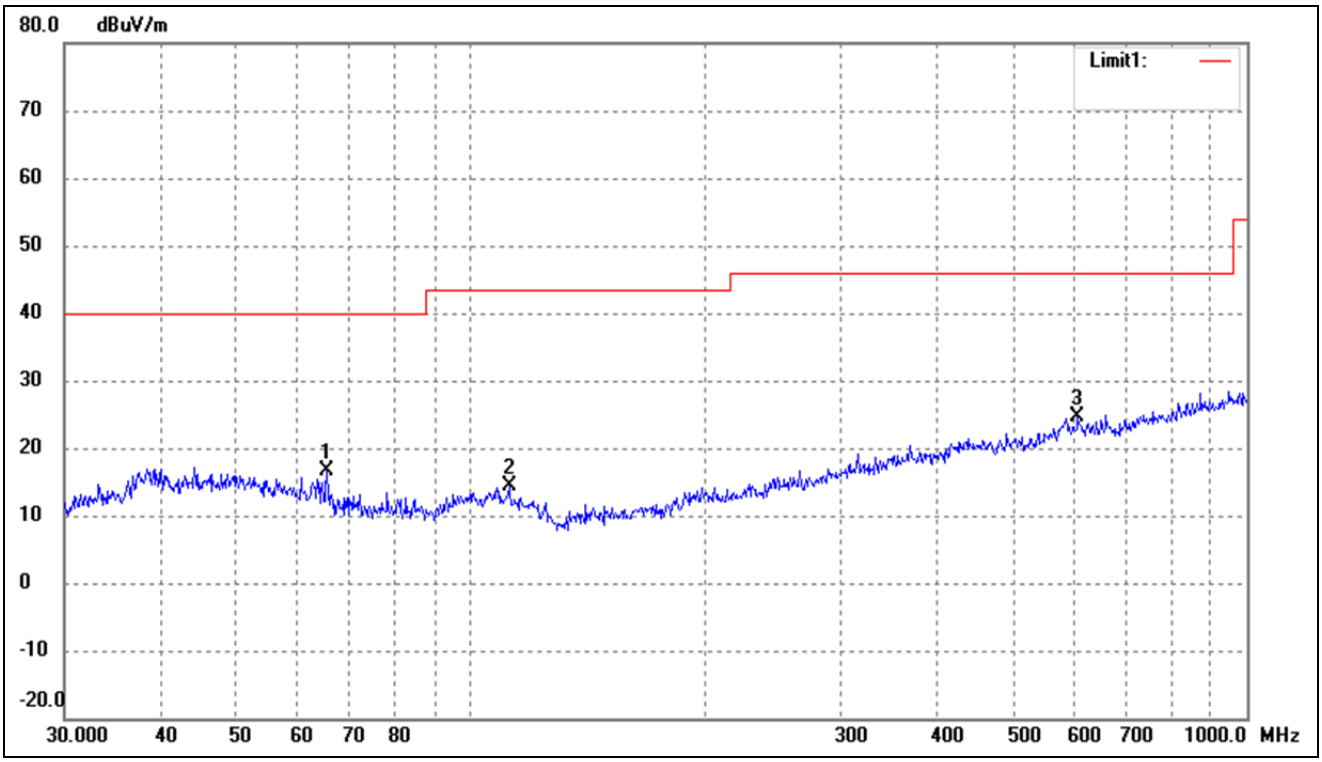

No.	Frequency	Reading	Correct	Result	Limit	Margin	Degree	Height	Remark
	(MHz)	(dBuV/m)	dB/m	(dBuV/m)	(dBuV/m)	(dB)	( )	(cm)	
1	65.3432	30.76	-14.14	16.62	40.00	-23.38	195	100	peak
2	112.1305	27.69	-13.26	14.43	43.50	-29.07	199	100	peak
3	605.6592	28.65	-4.05	24.60	46.00	-21.40	60	100	peak

802.11n-HT20			
Test Channel	5500MHz(worst case)	Polarity:	Horizontal

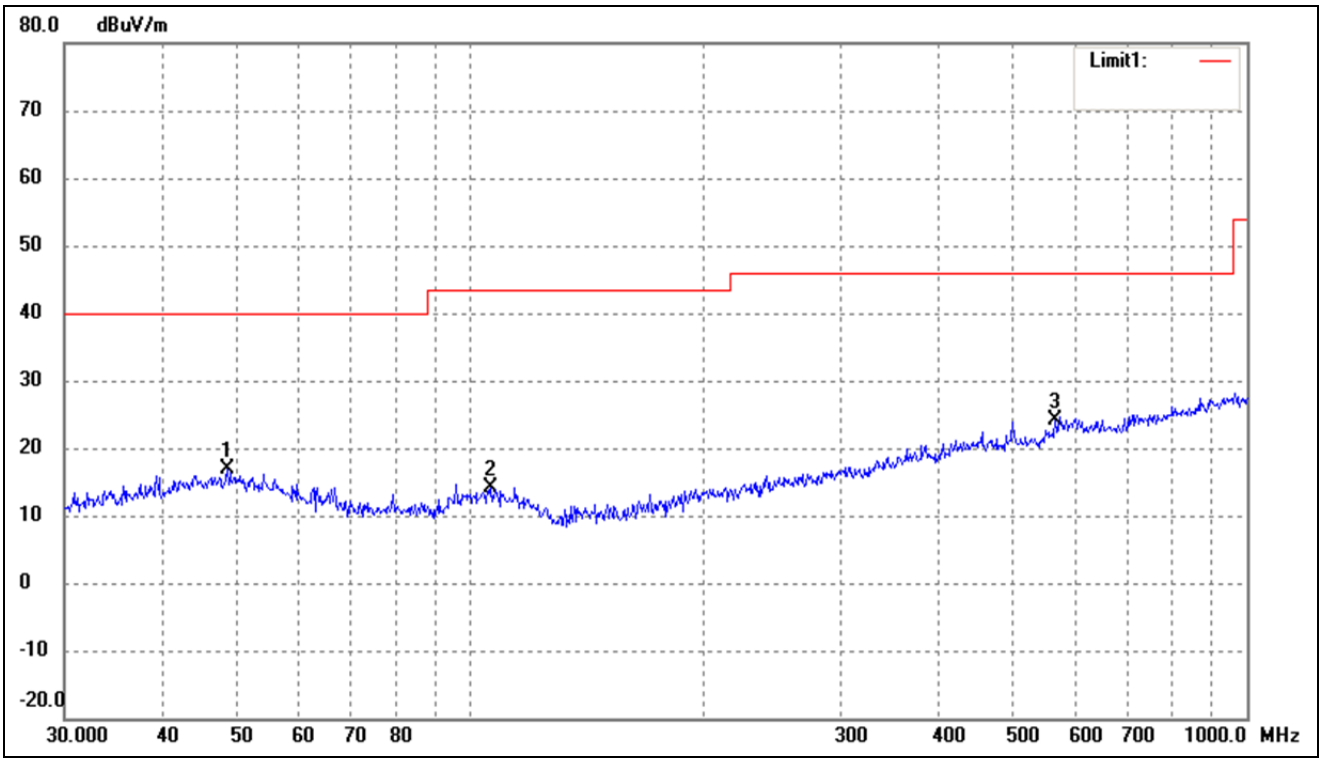

No.	Frequency	Reading	Correct	Result	Limit	Margin	Degree	Height	Remark
	(MHz)	(dBuV/m)	dB/m	(dBuV/m)	(dBuV/m)	(dB)	( )	(cm)	
1	48.6719	28.00	-11.08	16.92	40.00	-23.08	52	100	peak
2	106.3850	27.32	-13.08	14.24	43.50	-29.26	157	100	peak
3	566.6223	28.80	-4.68	24.12	46.00	-21.88	79	100	peak

802.11n-HT20			
Test Channel	5500MHz(worst case)	Polarity:	Vertical

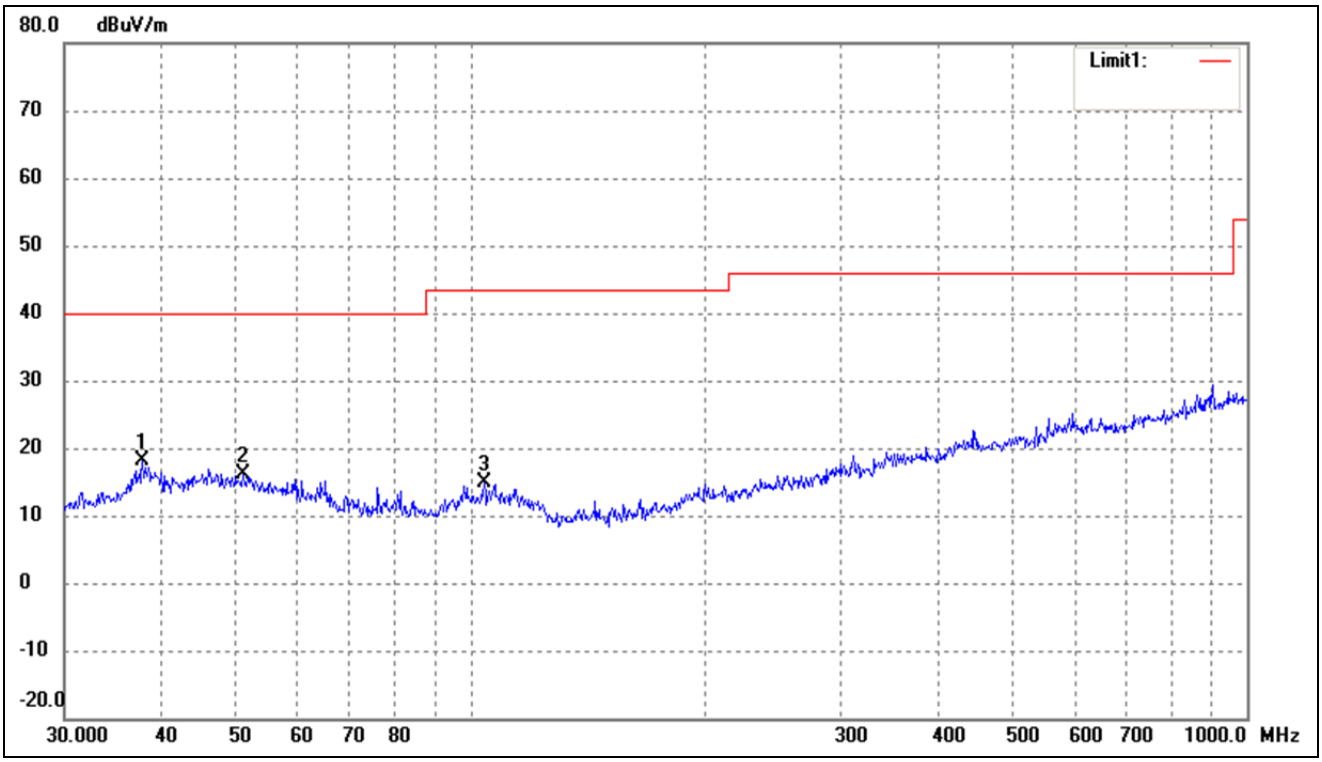

No.	Frequency	Reading	Correct	Result	Limit	Margin	Degree	Height	Remark
	(MHz)	(dBuV/m)	dB/m	(dBuV/m)	(dBuV/m)	(dB)	( )	(cm)	
1	37.8121	31.08	-12.87	18.21	40.00	-21.79	176	100	peak
2	50.9420	27.27	-11.21	16.06	40.00	-23.94	101	100	peak
3	104.1701	28.11	-13.12	14.99	43.50	-28.51	107	100	peak

802.11n-HT40			
Test Channel	5510MHz(worst case)	Polarity:	Horizontal

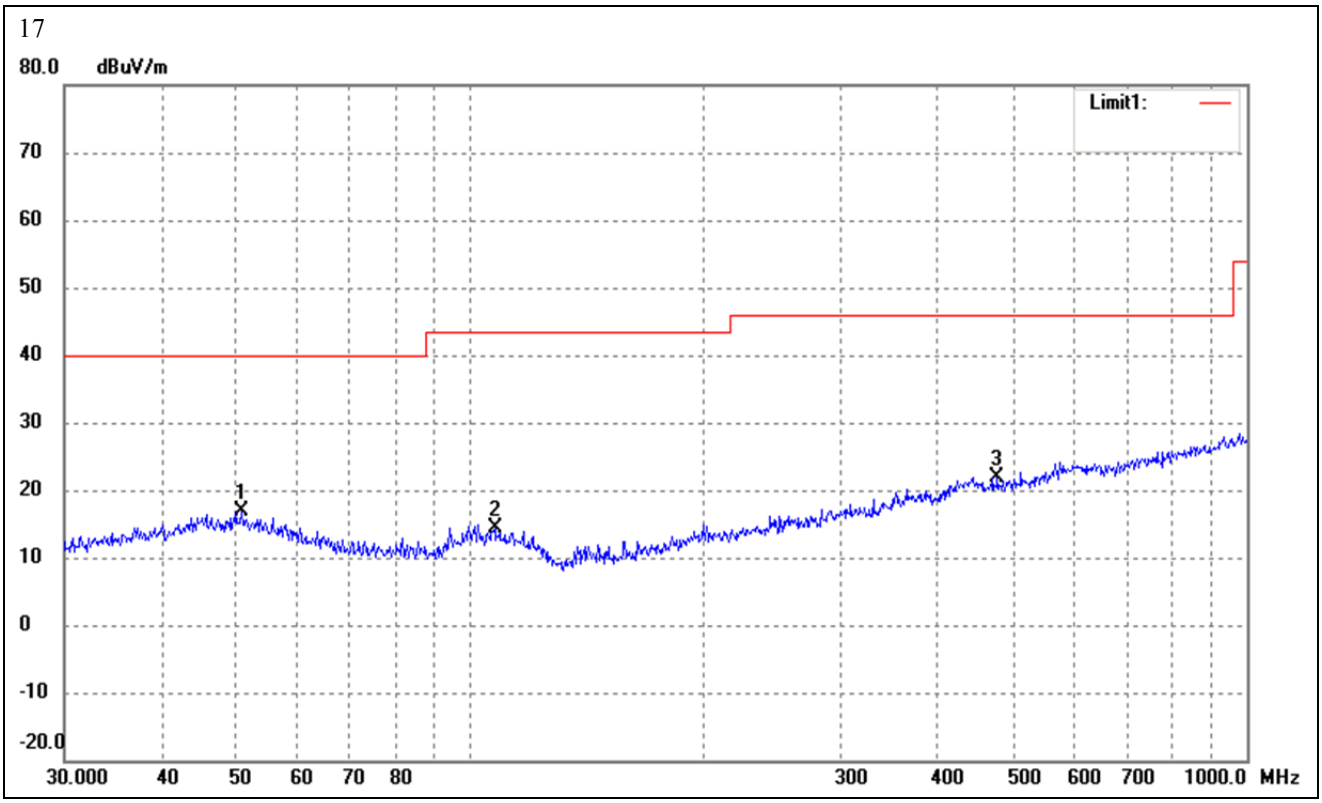

No.	Frequency	Reading	Correct	Result	Limit	Margin	Degree	Height	Remark
	(MHz)	(dBuV/m)	dB/m	(dBuV/m)	(dBuV/m)	(dB)	( )	(cm)	
1	50.7637	28.06	-11.17	16.89	40.00	-23.11	52	100	peak
2	107.5101	27.43	-13.05	14.38	43.50	-29.12	128	100	peak
3	477.1694	28.37	-6.54	21.83	46.00	-24.17	73	100	peak

802.11n-HT40			
Test Channel	5510MHz(worst case)	Polarity:	Vertical

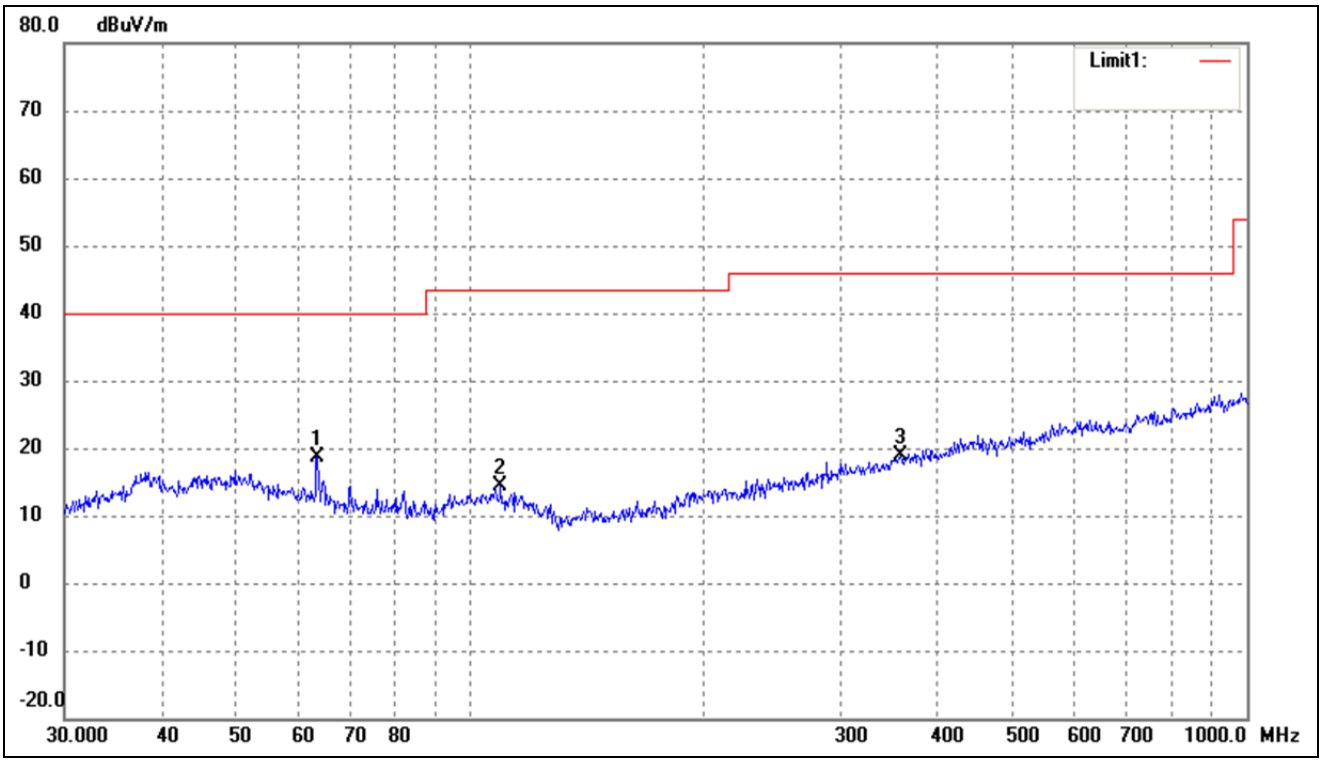

No.	Frequency	Reading	Correct	Result	Limit	Margin	Degree	Height	Remark
	(MHz)	(dBuV/m)	dB/m	(dBuV/m)	(dBuV/m)	(dB)	( )	(cm)	
1	63.5356	32.55	-13.86	18.69	40.00	-21.31	100	100	peak
2	109.4116	27.50	-13.03	14.47	43.50	-29.03	298	100	peak
3	357.9287	26.83	-7.91	18.92	46.00	-27.08	90	100	peak

802.11ac-HT80			
Test Channel	5530MHz(worst case)	Polarity:	Horizontal

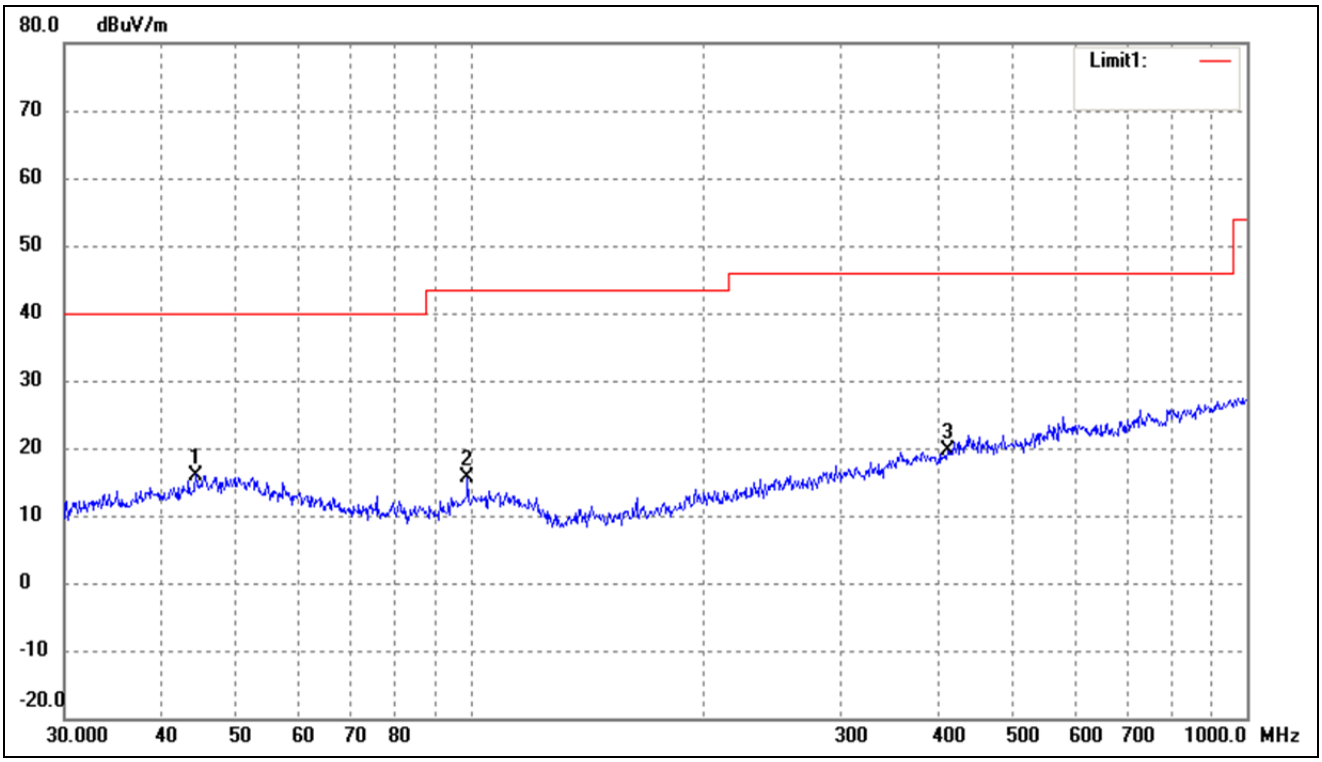

No.	Frequency	Reading	Correct	Result	Limit	Margin	Degree	Height	Remark
	(MHz)	(dBuV/m)	dB/m	(dBuV/m)	(dBuV/m)	(dB)	( )	(cm)	
1	44.2752	27.51	-11.51	16.00	40.00	-24.00	94	100	peak
2	99.1797	28.97	-13.36	15.61	43.50	-27.89	162	100	peak
3	411.8240	26.48	-6.92	19.56	46.00	-26.44	115	100	peak

802.11ac-HT80			
Test Channel	5530MHz(worst case)	Polarity:	Vertical

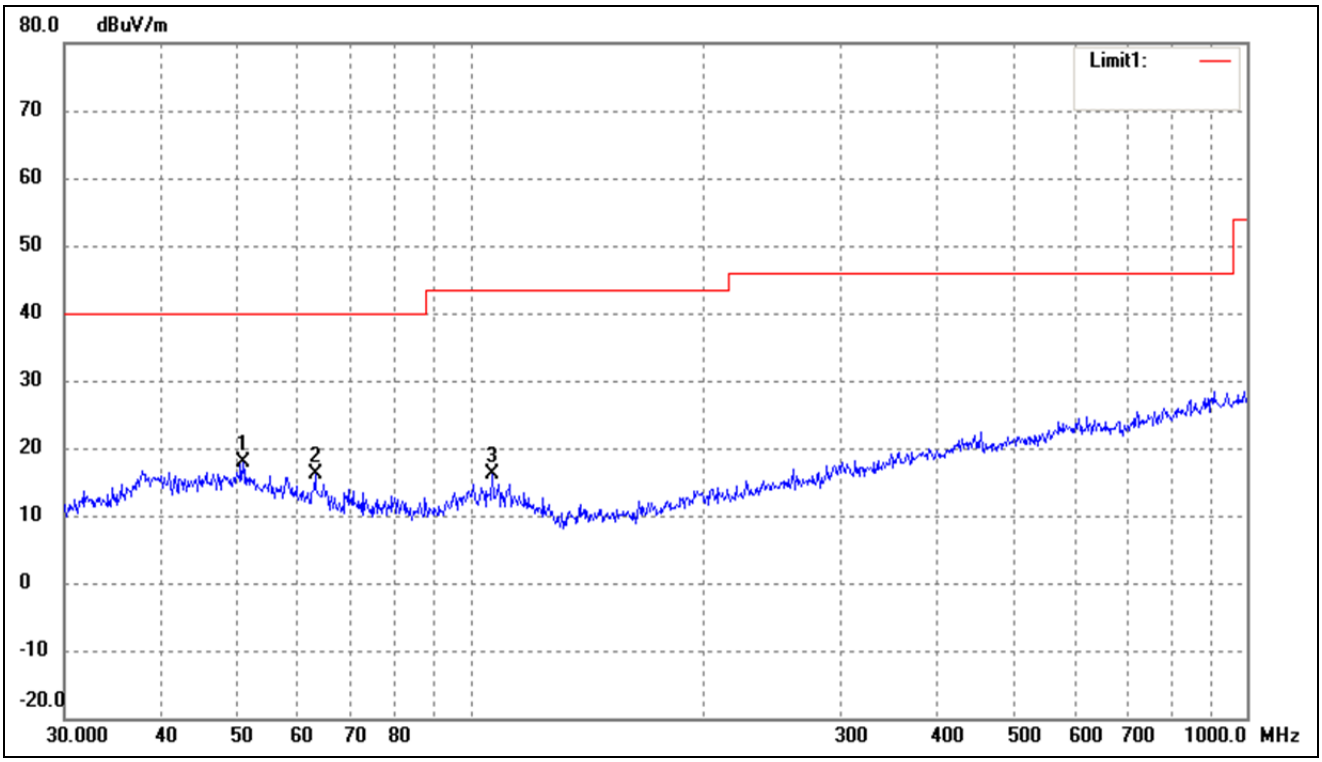

No.	Frequency	Reading	Correct	Result	Limit	Margin	Degree	Height	Remark
	(MHz)	(dBuV/m)	dB/m	(dBuV/m)	(dBuV/m)	(dB)	( )	(cm)	
1	50.9420	28.99	-11.21	17.78	40.00	-22.22	269	100	peak
2	63.0916	29.85	-13.79	16.06	40.00	-23.94	303	100	peak
3	106.7587	29.19	-13.07	16.12	43.50	-27.38	72	100	peak

➢ 5725-5850MHz

802.11a			
Test Channel	5745MHz(worst case)	Polarity:	Horizontal

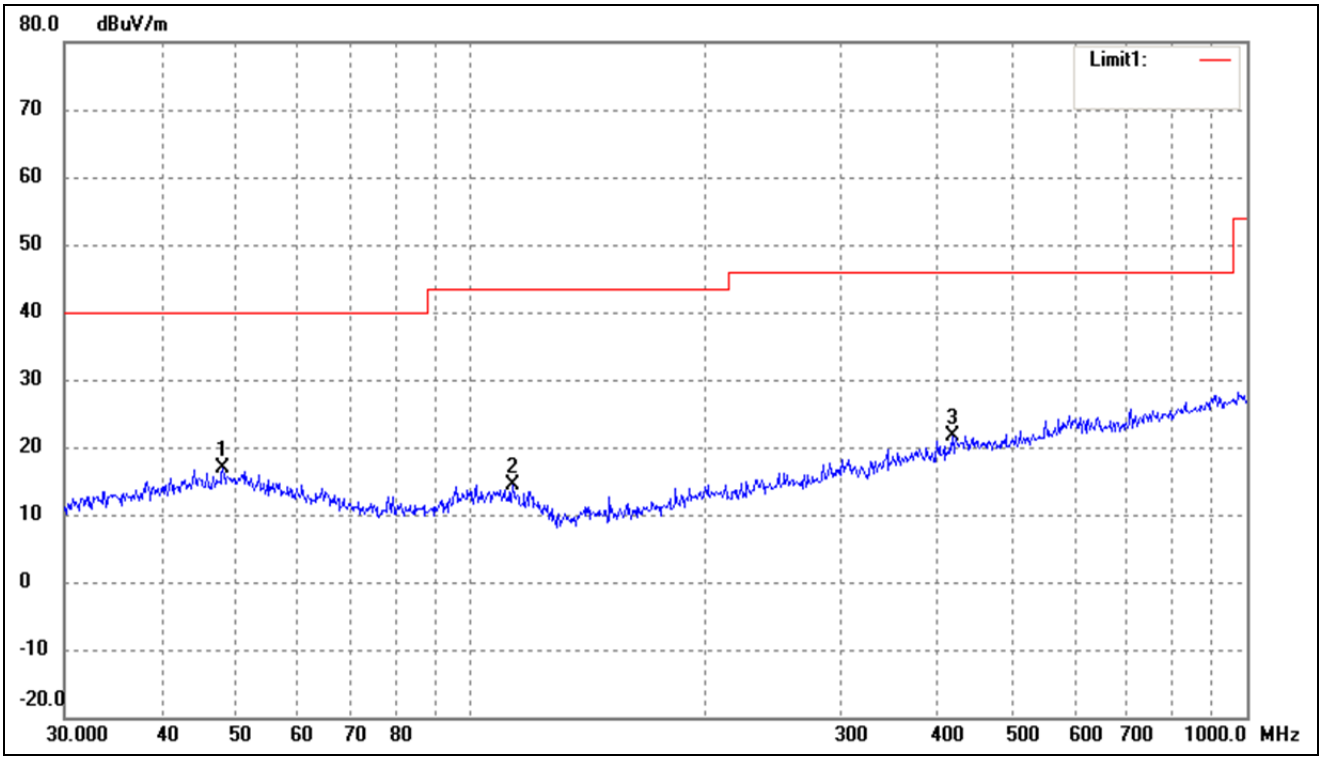

No.	Frequency	Reading	Correct	Result	Limit	Margin	Degree	Height	Remark
	(MHz)	(dBuV/m)	dB/m	(dBuV/m)	(dBuV/m)	(dB)	( )	(cm)	
1	47.9940	27.90	-11.13	16.77	40.00	-23.23	347	100	peak
2	113.3163	27.77	-13.39	14.38	43.50	-29.12	239	100	peak
3	417.6411	28.10	-6.52	21.58	46.00	-24.42	91	100	peak

802.11a			
Test Channel	5745MHz(worst case)	Polarity:	Vertical

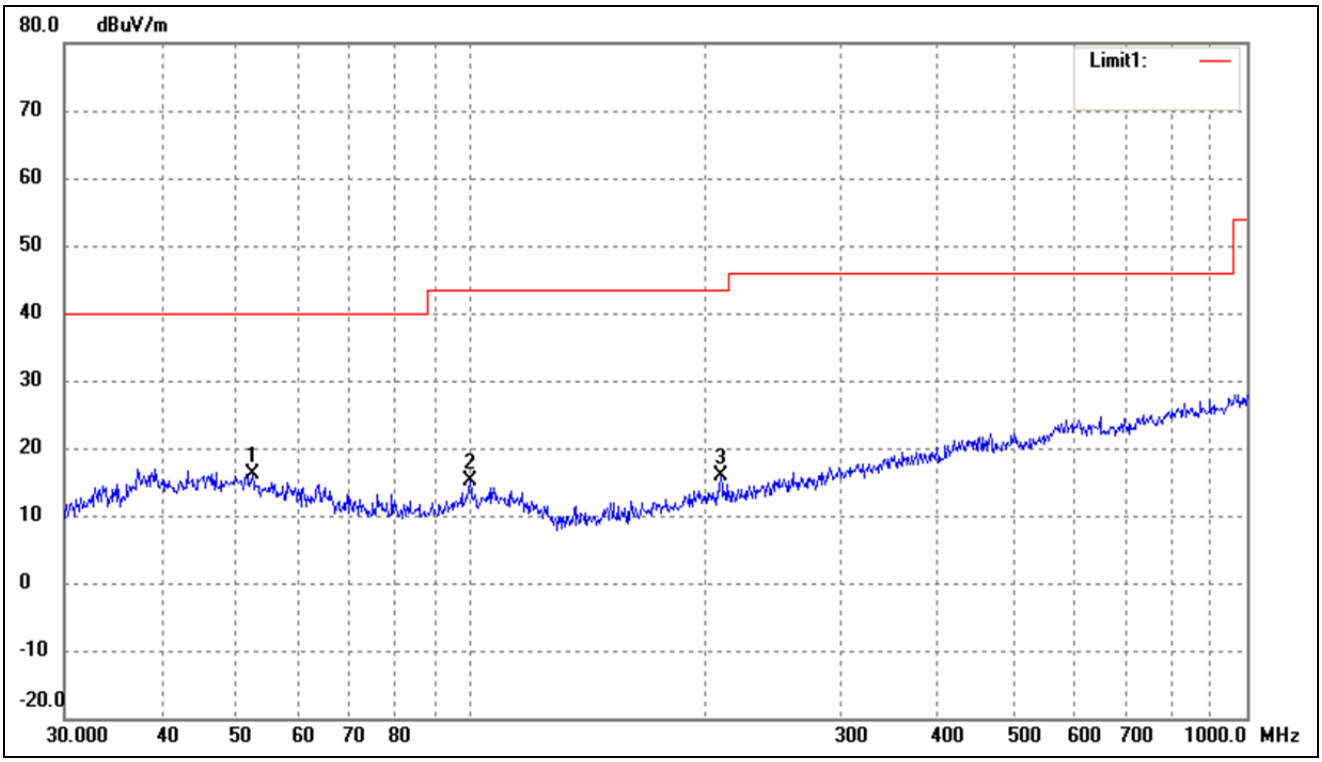

No.	Frequency	Reading	Correct	Result	Limit	Margin	Degree	Height	Remark
	(MHz)	(dBuV/m)	dB/m	(dBuV/m)	(dBuV/m)	(dB)	( )	(cm)	
1	52.3913	27.74	-11.54	16.20	40.00	-23.80	90	100	peak
2	99.8777	28.27	-13.21	15.06	43.50	-28.44	332	100	peak
3	210.0482	28.39	-12.54	15.85	43.50	-27.65	91	100	peak

802.11n-HT20			
Test Channel	5745MHz(worst case)	Polarity:	Horizontal

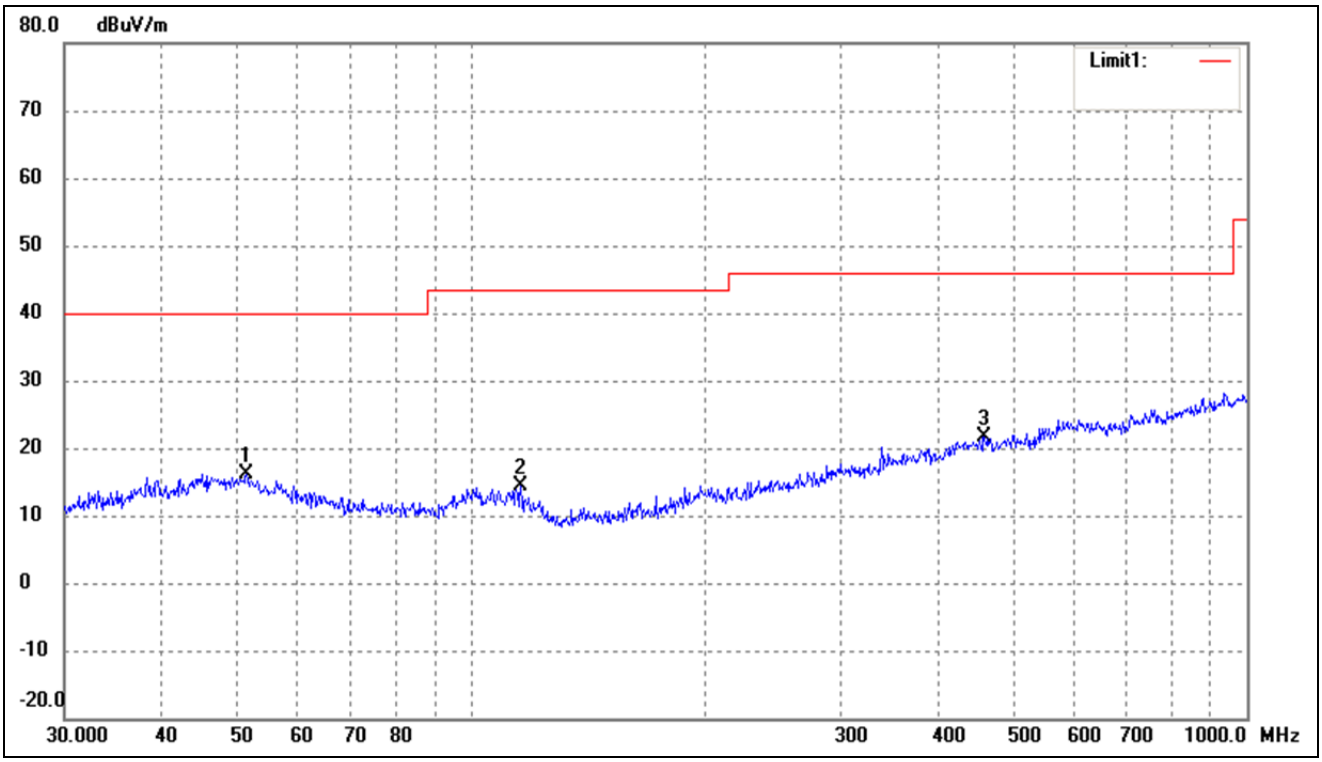

No.	Frequency	Reading	Correct	Result	Limit	Margin	Degree	Height	Remark
	(MHz)	(dBuV/m)	dB/m	(dBuV/m)	(dBuV/m)	(dB)	( )	(cm)	
1	51.4807	27.51	-11.33	16.18	40.00	-23.82	334	100	peak
2	116.1321	28.02	-13.71	14.31	43.50	-29.19	100	100	peak
3	459.1144	28.12	-6.58	21.54	46.00	-24.46	324	100	peak

802.11n-HT20			
Test Channel	5745MHz(worst case)	Polarity:	Vertical

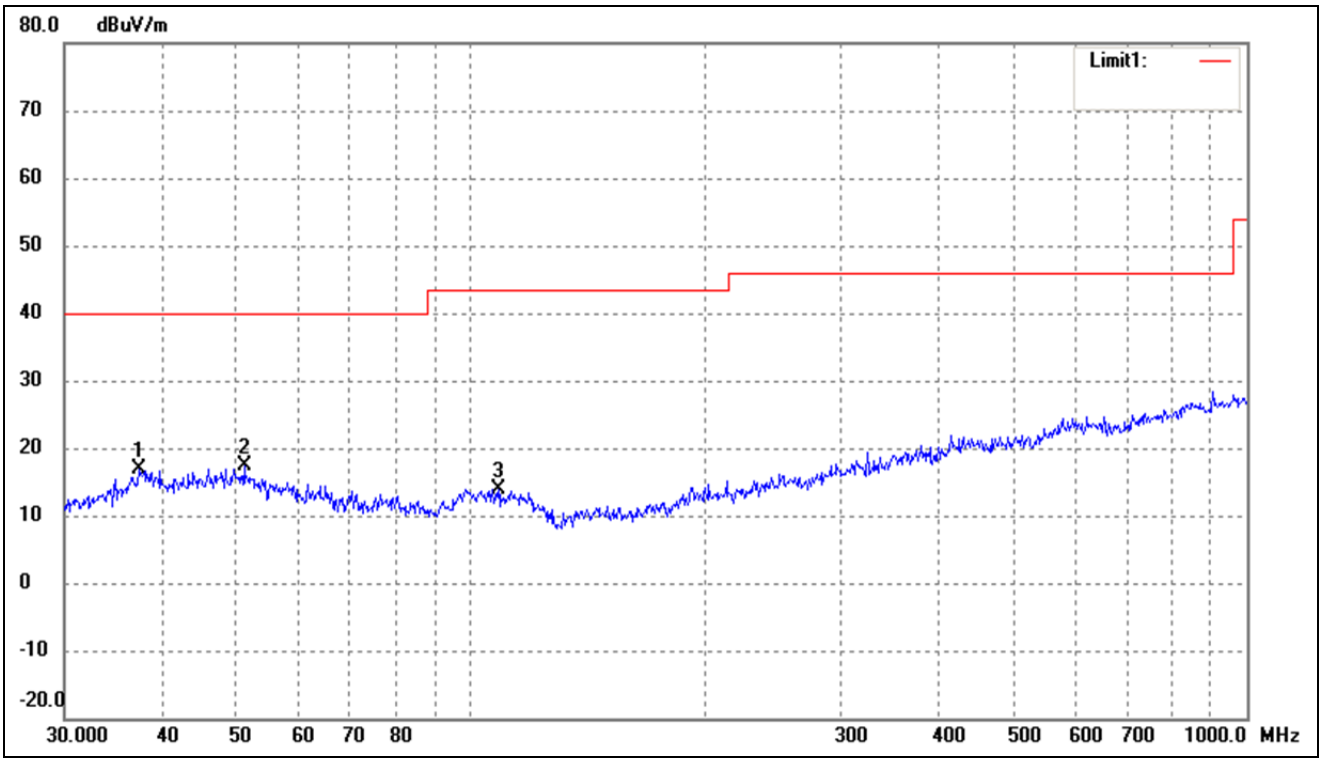

No.	Frequency	Reading	Correct	Result	Limit	Margin	Degree	Height	Remark
	(MHz)	(dBuV/m)	dB/m	(dBuV/m)	(dBuV/m)	(dB)	( )	(cm)	
1	37.4165	29.91	-12.94	16.97	40.00	-23.03	338	100	peak
2	51.1209	28.51	-11.25	17.26	40.00	-22.74	302	100	peak
3	108.6470	26.93	-13.03	13.90	43.50	-29.60	72	100	peak

802.11n-HT40			
Test Channel	5755MHz(worst case)	Polarity:	Horizontal

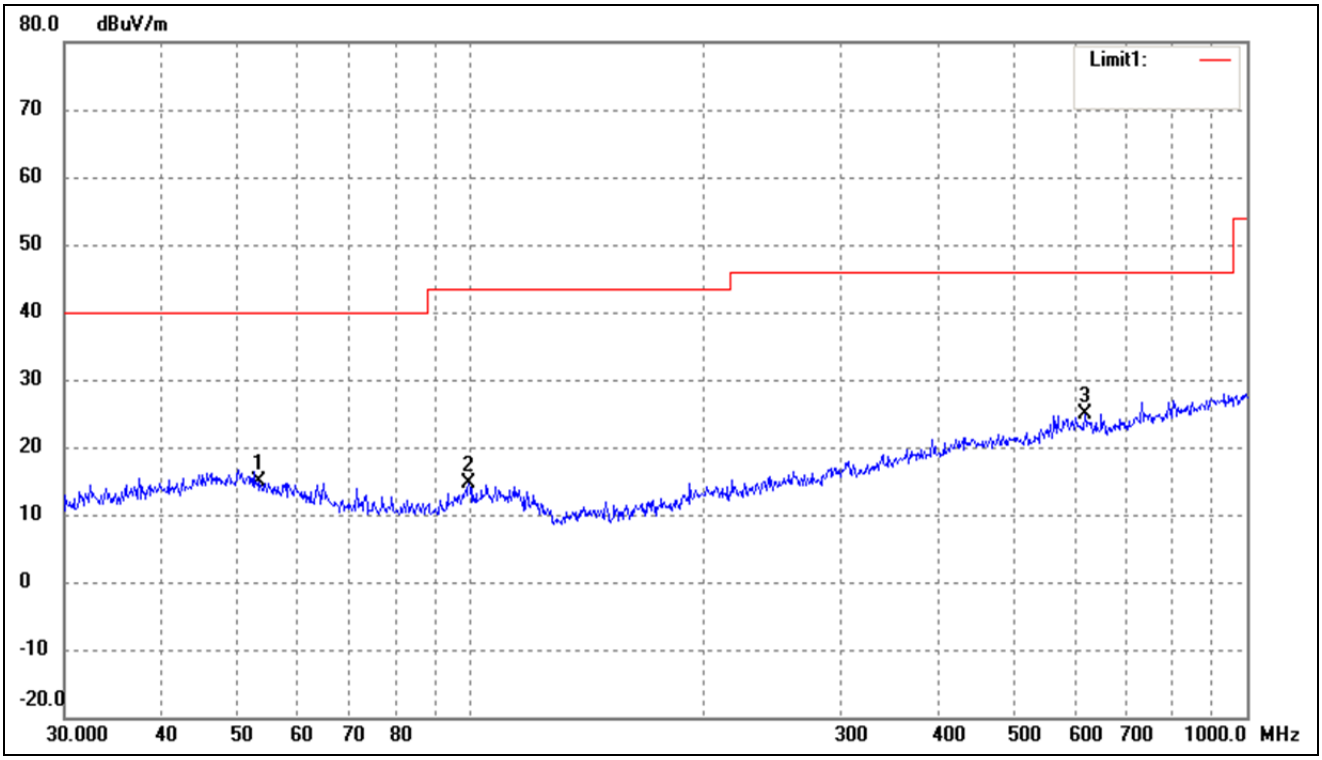

No.	Frequency	Reading	Correct	Result	Limit	Margin	Degree	Height	Remark
	(MHz)	(dBuV/m)	dB/m	(dBuV/m)	(dBuV/m)	(dB)	( )	(cm)	
1	53.3179	26.76	-11.76	15.00	40.00	-25.00	341	100	peak
2	99.5281	27.85	-13.29	14.56	43.50	-28.94	192	100	peak
3	618.5369	28.86	-4.10	24.76	46.00	-21.24	50	100	peak

802.11n-HT40			
Test Channel	5755MHz(worst case)	Polarity:	Vertical

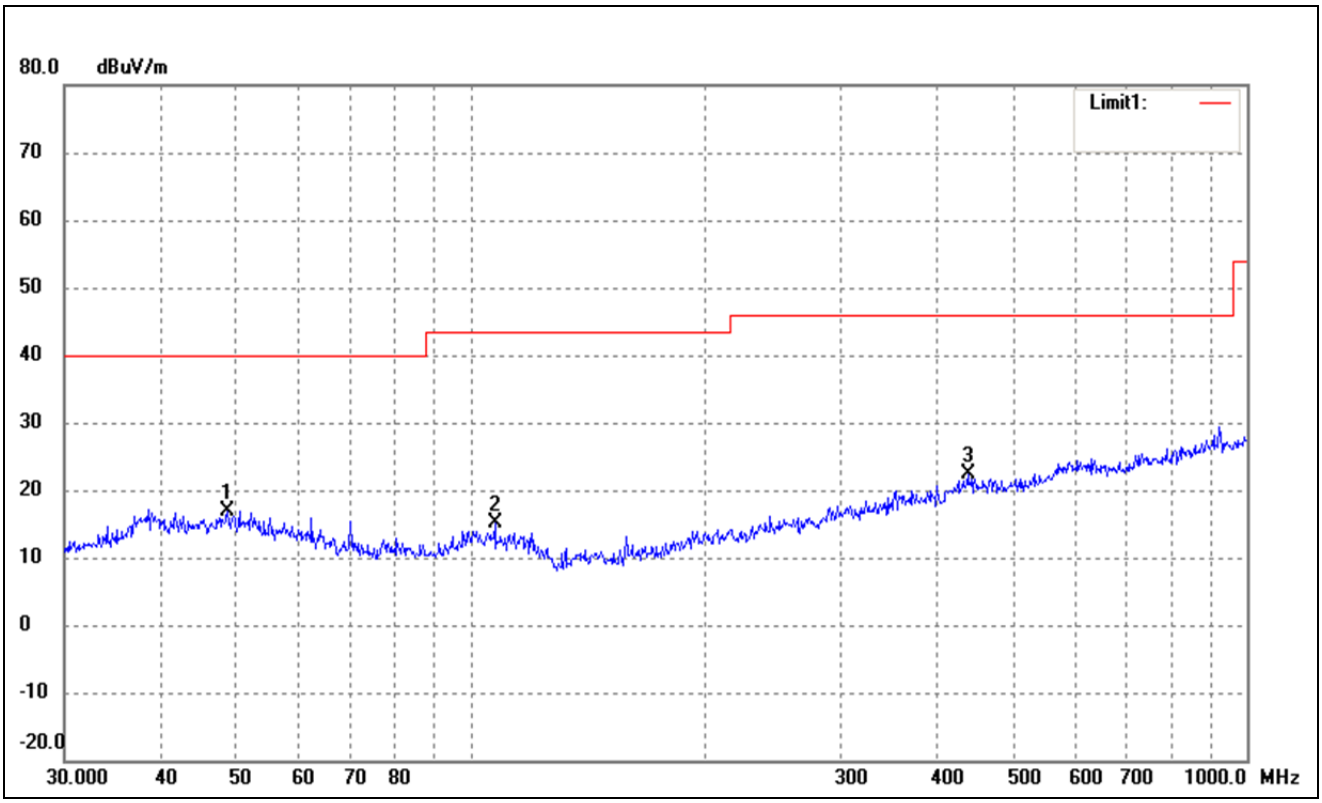

No.	Frequency	Reading	Correct	Result	Limit	Margin	Degree	Height	Remark
	(MHz)	(dBuV/m)	dB/m	(dBuV/m)	(dBuV/m)	(dB)	( )	(cm)	
1	48.6719	28.03	-11.08	16.95	40.00	-23.05	192	100	peak
2	107.5101	28.29	-13.05	15.24	43.50	-28.26	88	100	peak
3	437.1199	28.64	-6.19	22.45	46.00	-23.55	118	100	peak

802.11ac-HT80			
Test Channel	5775MHz(worst case)	Polarity:	Horizontal

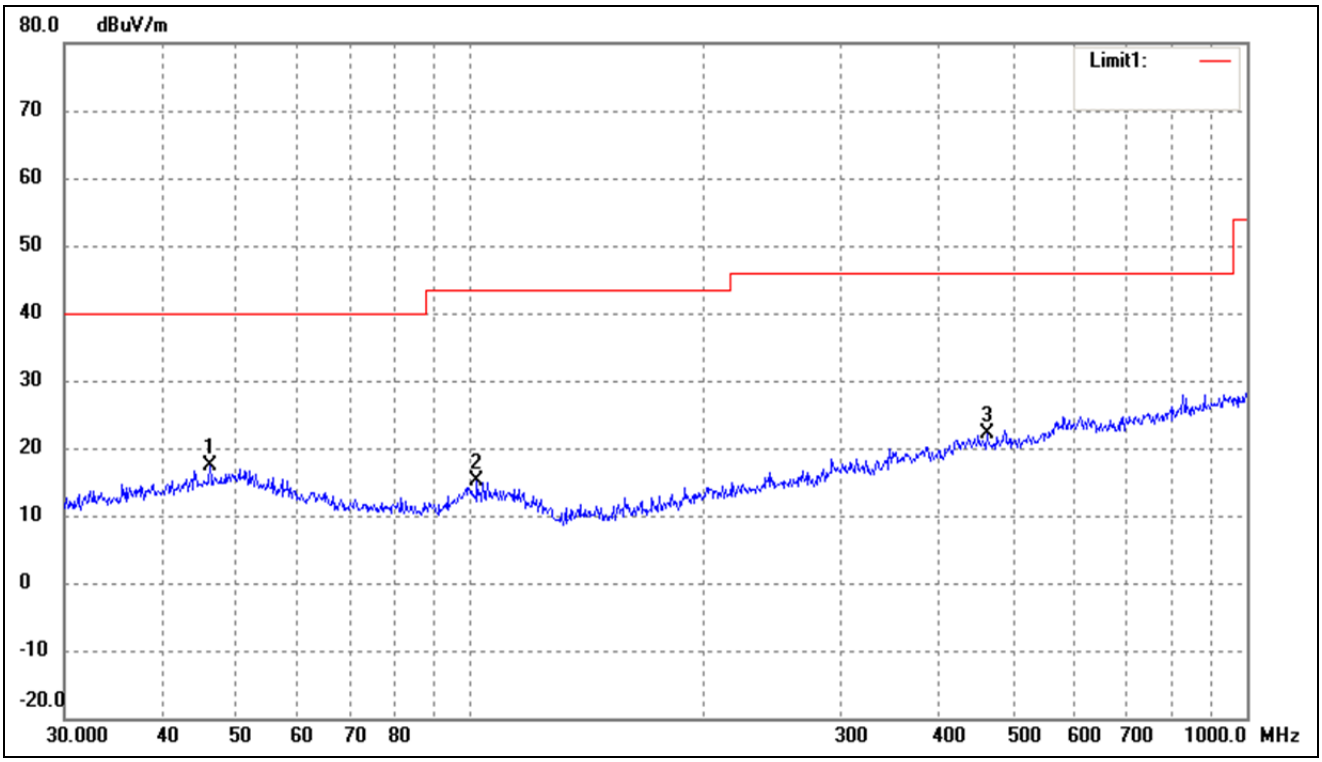

No.	Frequency	Reading	Correct	Result	Limit	Margin	Degree	Height	Remark
	(MHz)	(dBuV/m)	dB/m	(dBuV/m)	(dBuV/m)	(dB)	( )	(cm)	
1	46.1780	28.67	-11.26	17.41	40.00	-22.59	160	100	peak
2	102.0014	28.16	-13.14	15.02	43.50	-28.48	73	100	peak
3	462.3455	28.63	-6.60	22.03	46.00	-23.97	122	100	peak

802.11ac-HT80			
Test Channel	5775MHz(worst case)	Polarity:	Vertical

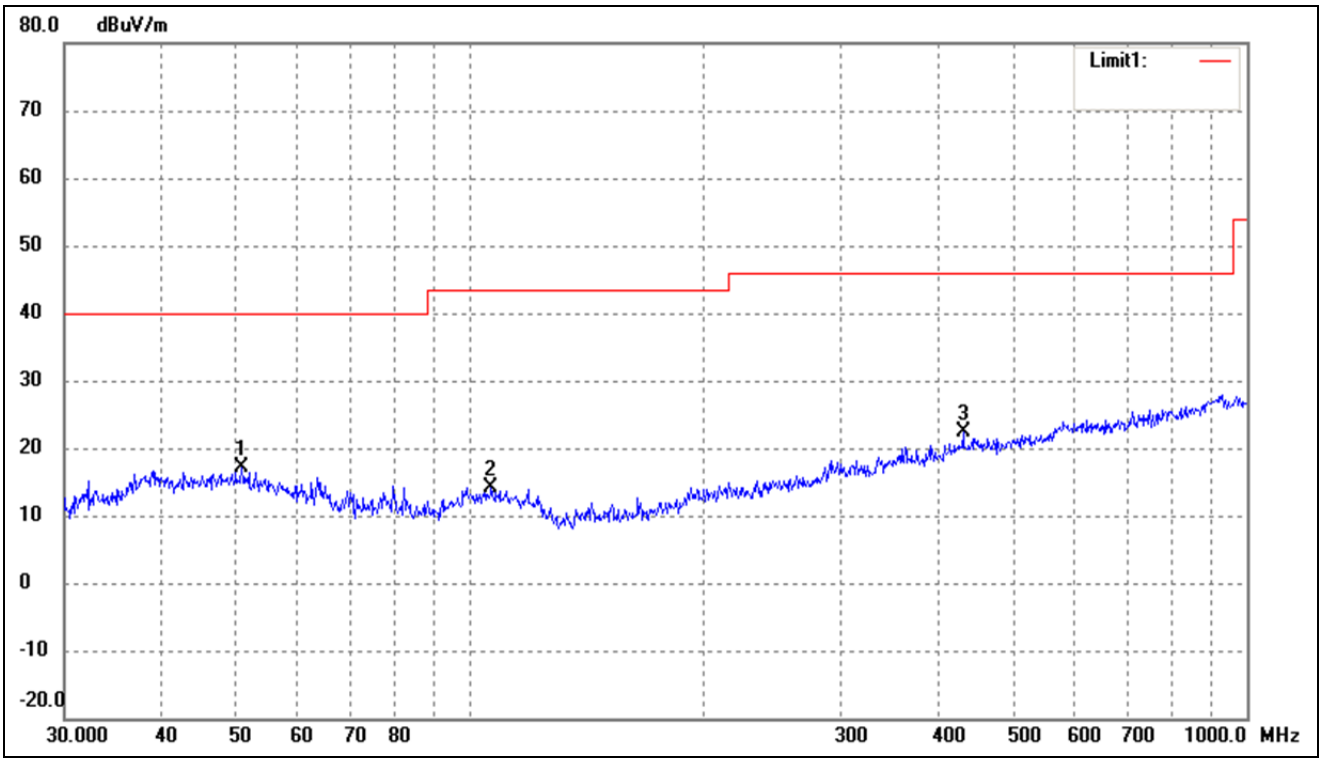

No.	Frequency	Reading	Correct	Result	Limit	Margin	Degree	Height	Remark
	(MHz)	(dBuV/m)	dB/m	(dBuV/m)	(dBuV/m)	(dB)	( )	(cm)	
1	50.7637	28.33	-11.17	17.16	40.00	-22.84	55	100	peak
2	106.3850	27.25	-13.08	14.17	43.50	-29.33	93	100	peak
3	431.0316	28.65	-6.19	22.46	46.00	-23.54	79	100	peak

➢ Spurious Emission above 1GHz

802.11a- Restricted Bandedge			
Test Channel	band 5.15-5.25GHz	Polarity:	Vertical(worst case)

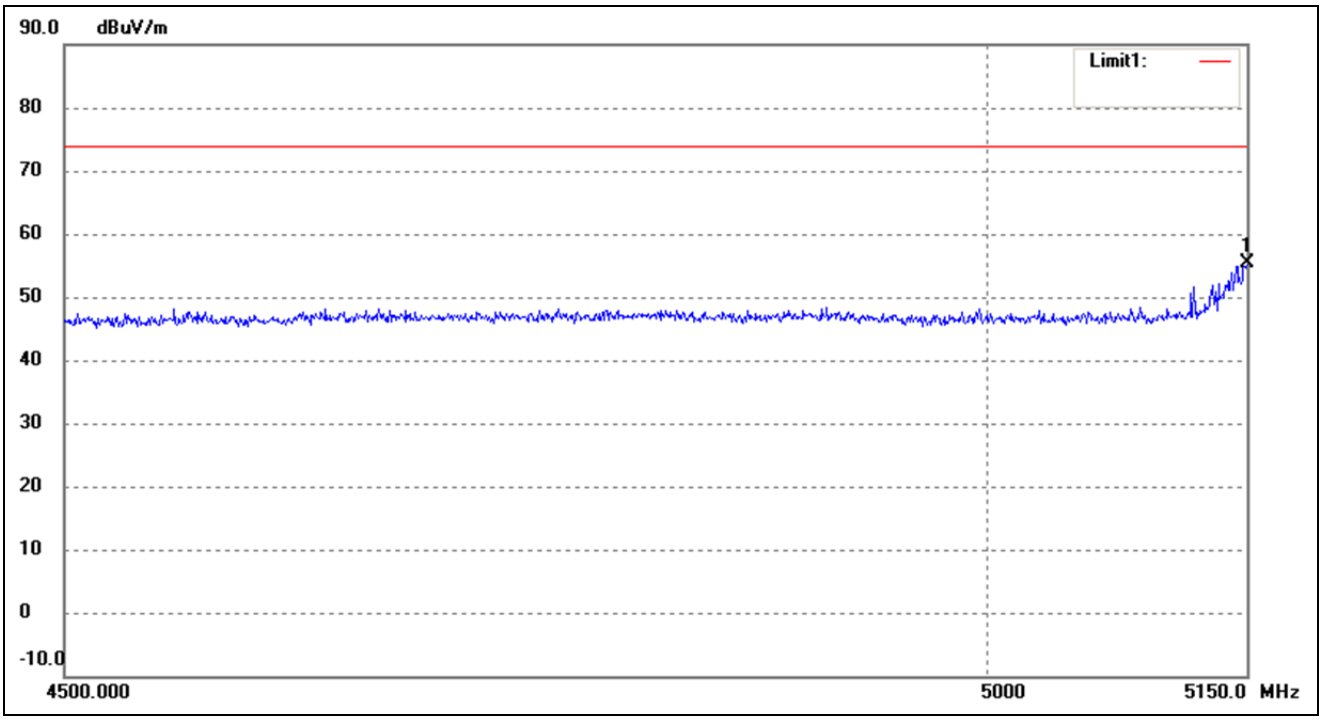

No.	Frequency	Reading	Correct	Result	Limit	Margin	Degree	Height	Remark
	(MHz)	(dBuV/m)	dB/m	(dBuV/m)	(dBuV/m)	(dB)	( )	(cm)	
1	5150.000	59.74	-4.32	55.42	74.00	-18.58	275	100	peak

802.11a- Restricted Bandedge			
Test Channel	band 5.15-5.25GHz	Polarity:	Vertical(worst case)

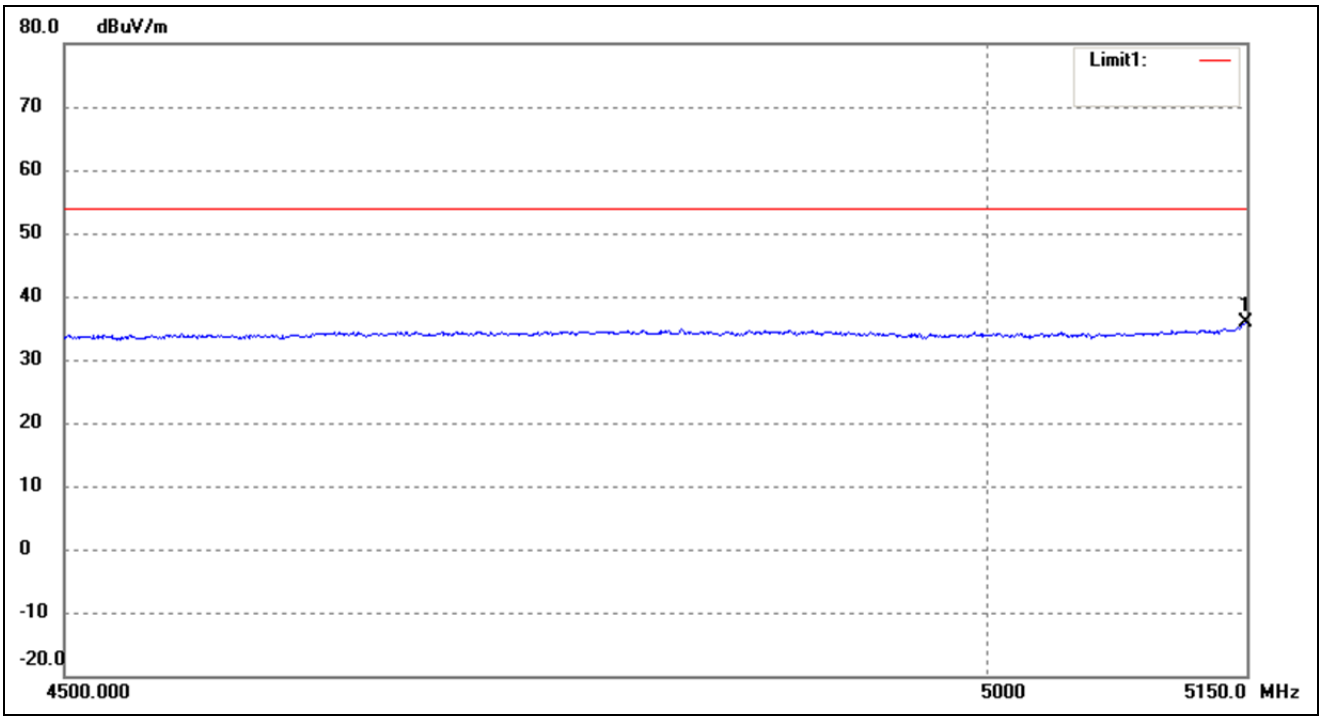

No.	Frequency	Reading	Correct	Result	Limit	Margin	Degree	Height	Remark
	(MHz)	(dBuV/m)	dB/m	(dBuV/m)	(dBuV/m)	(dB)	( )	(cm)	
1	5149.305	40.13	-4.32	35.81	54.00	-18.19	119	100	AVG

802.11n-HT20- Restricted Bandedge			
Test Channel	band 5.15-5.25GHz	Polarity:	Vertical(worst case)

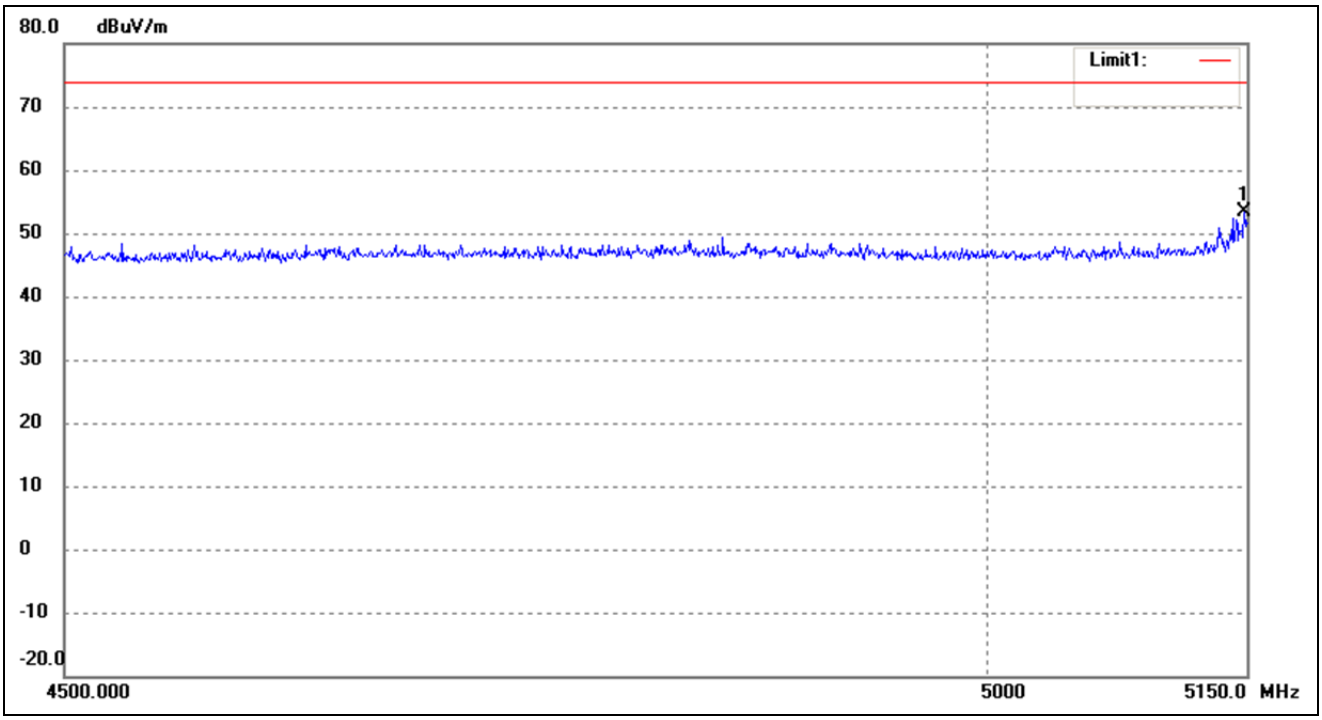

No.	Frequency	Reading	Correct	Result	Limit	Margin	Degree	Height	Remark
	(MHz)	(dBuV/m)	dB/m	(dBuV/m)	(dBuV/m)	(dB)	( )	(cm)	
1	5148.610	57.79	-4.32	53.47	74.00	-20.53	90	100	peak

802.11n-HT20- Restricted Bandedge			
Test Channel	band 5.15-5.25GHz	Polarity:	Vertical(worst case)

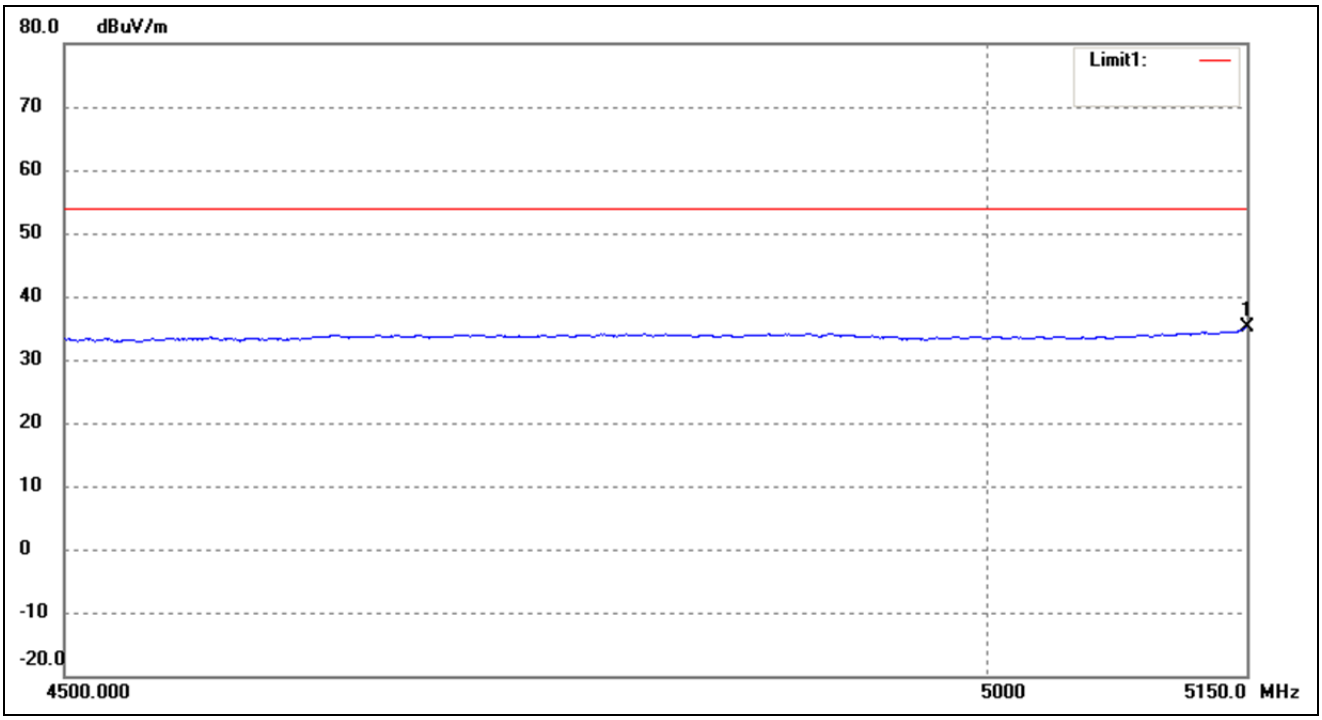

No.	Frequency	Reading	Correct	Result	Limit	Margin	Degree	Height	Remark
	(MHz)	(dBuV/m)	dB/m	(dBuV/m)	(dBuV/m)	(dB)	( )	(cm)	
1	5150.000	39.45	-4.32	35.13	54.00	-18.87	214	100	AVG

802.11n-HT40- Restricted Bandedge			
Test Channel	band 5.15-5.25GHz	Polarity:	Vertical(worst case)

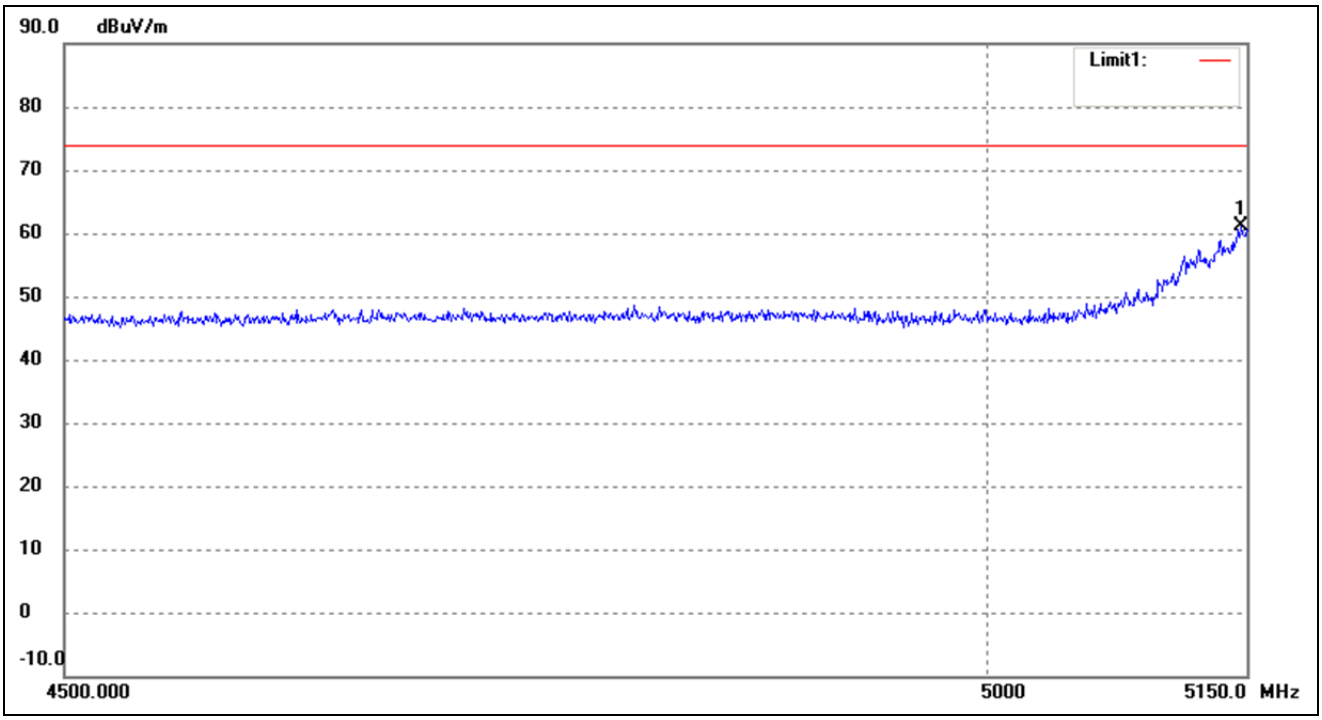

No.	Frequency	Reading	Correct	Result	Limit	Margin	Degree	Height	Remark
	(MHz)	(dBuV/m)	dB/m	(dBuV/m)	(dBuV/m)	(dB)	( )	(cm)	
1	5146.527	65.53	-4.32	61.21	74.00	-12.79	55	100	peak

802.11n-HT40- Restricted Bandedge			
Test Channel	band 5.15-5.25GHz	Polarity:	Vertical(worst case)

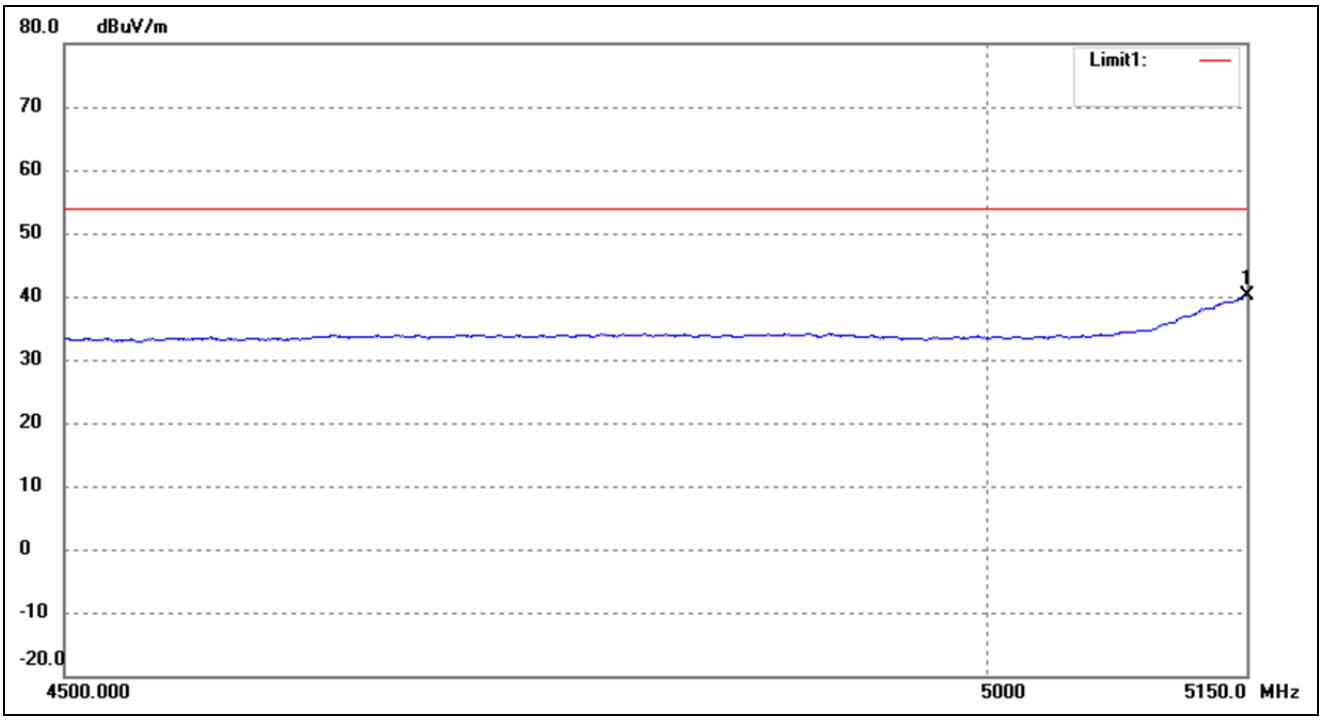

No.	Frequency	Reading	Correct	Result	Limit	Margin	Degree	Height	Remark
	(MHz)	(dBuV/m)	dB/m	(dBuV/m)	(dBuV/m)	(dB)	( )	(cm)	
1	5150.000	44.41	-4.32	40.09	54.00	-13.91	146	100	AVG

802.11ac-HT80- Restricted Bandedge			
Test Channel	band 5.15-5.25GHz	Polarity:	Vertical(worst case)

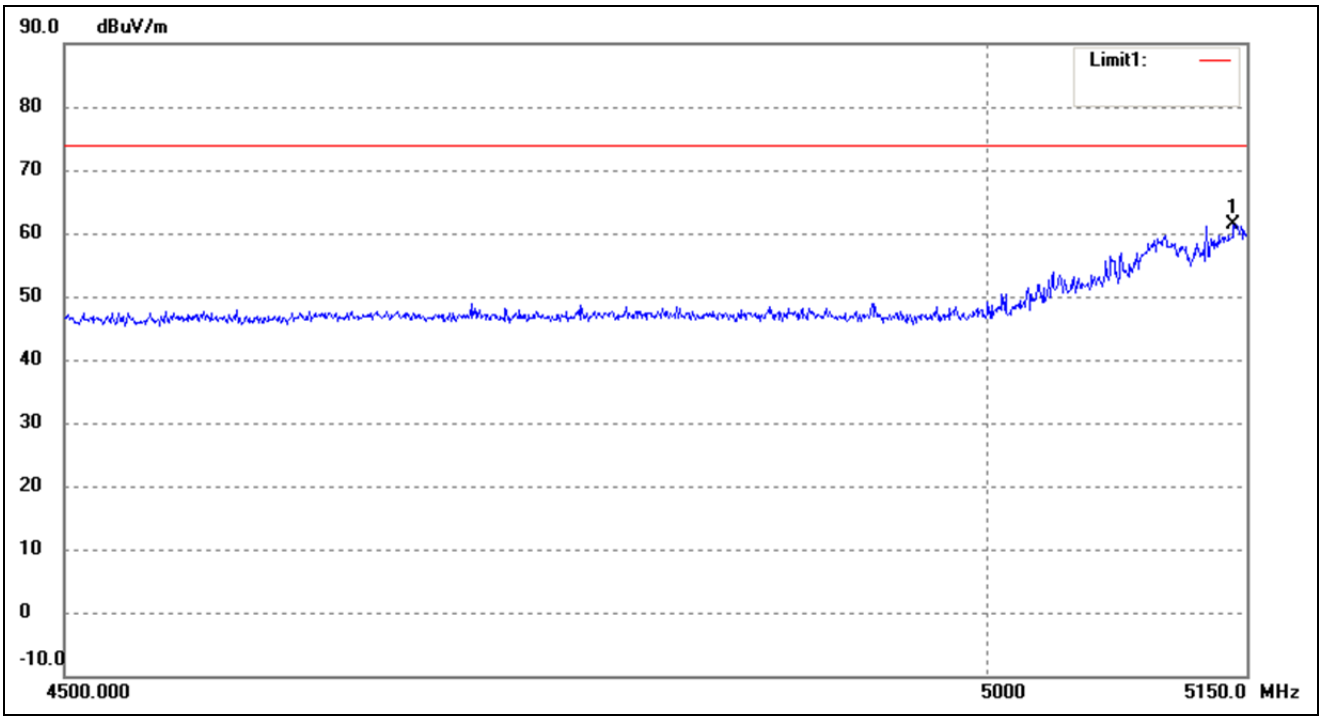

No.	Frequency	Reading	Correct	Result	Limit	Margin	Degree	Height	Remark
	(MHz)	(dBuV/m)	dB/m	(dBuV/m)	(dBuV/m)	(dB)	( )	(cm)	
1	5142.363	65.81	-4.32	61.49	74.00	-12.51	113	100	peak

802.11ac-HT80- Restricted Bandedge			
Test Channel	band 5.15-5.25GHz	Polarity:	Vertical(worst case)

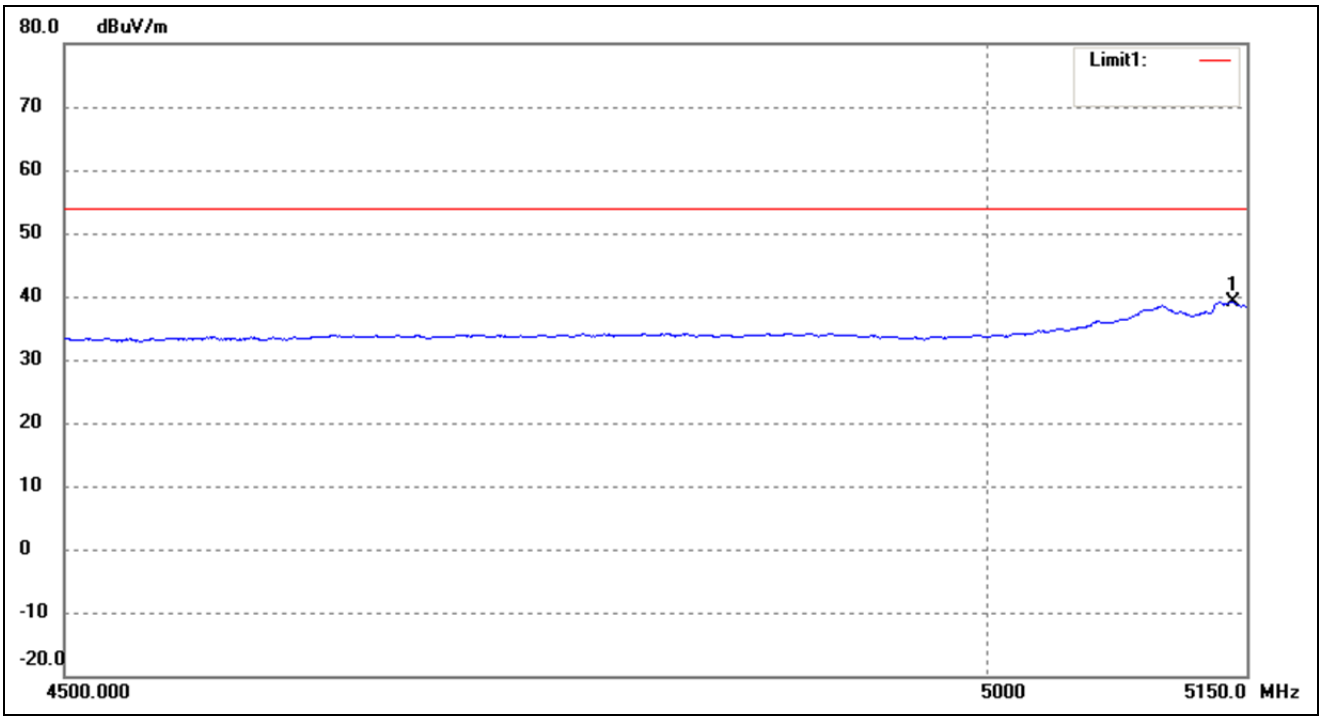

No.	Frequency	Reading	Correct	Result	Limit	Margin	Degree	Height	Remark
	(MHz)	(dBuV/m)	dB/m	(dBuV/m)	(dBuV/m)	(dB)	( )	(cm)	
1	5141.669	43.52	-4.32	39.20	54.00	-14.80	140	100	AVG

802.11a- Restricted Bandedge			
Test Channel	band 5.35-5.47GHz	Polarity:	Vertical(worst case)

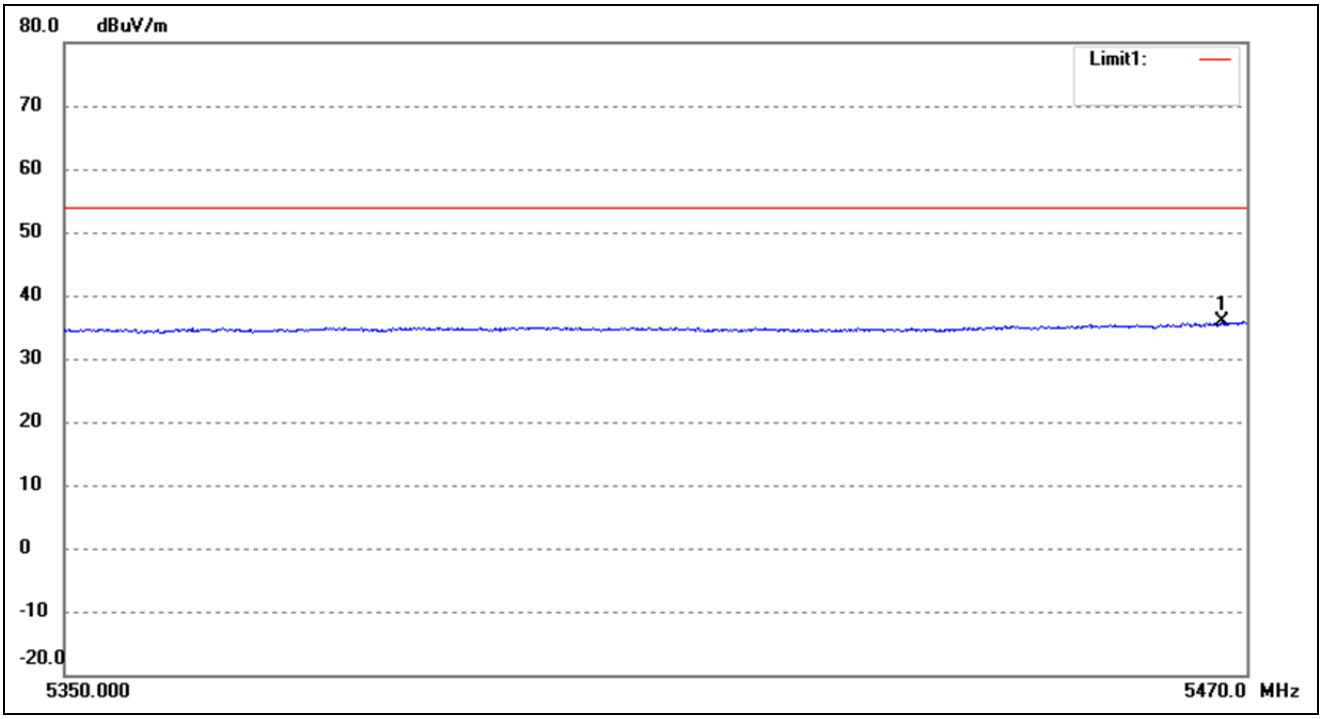

No.	Frequency	Reading	Correct	Result	Limit	Margin	Degree	Height	Remark
	(MHz)	(dBuV/m)	dB/m	(dBuV/m)	(dBuV/m)	(dB)	( )	(cm)	
1	5467.453	40.02	-4.16	35.86	54.00	-18.14	170	100	AVG

802.11a- Restricted Bandedge			
Test Channel	band 5.35-5.47GHz	Polarity:	Vertical(worst case)

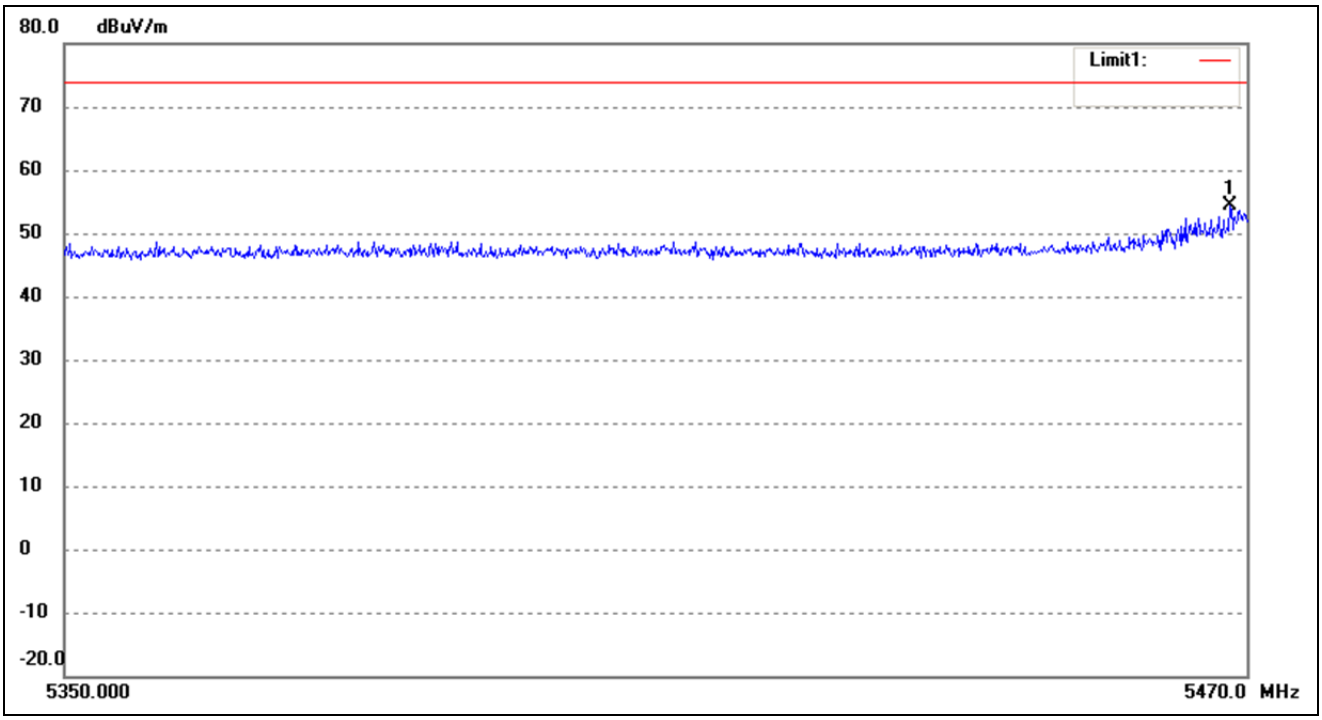

No.	Frequency	Reading	Correct	Result	Limit	Margin	Degree	Height	Remark
	(MHz)	(dBuV/m)	dB/m	(dBuV/m)	(dBuV/m)	(dB)	( )	(cm)	
1	5468.302	58.55	-4.16	54.39	74.00	-19.61	345	100	peak

802.11n-HT20- Restricted Bandedge			
Test Channel	band 5.35-5.47GHz	Polarity:	Vertical(worst case)

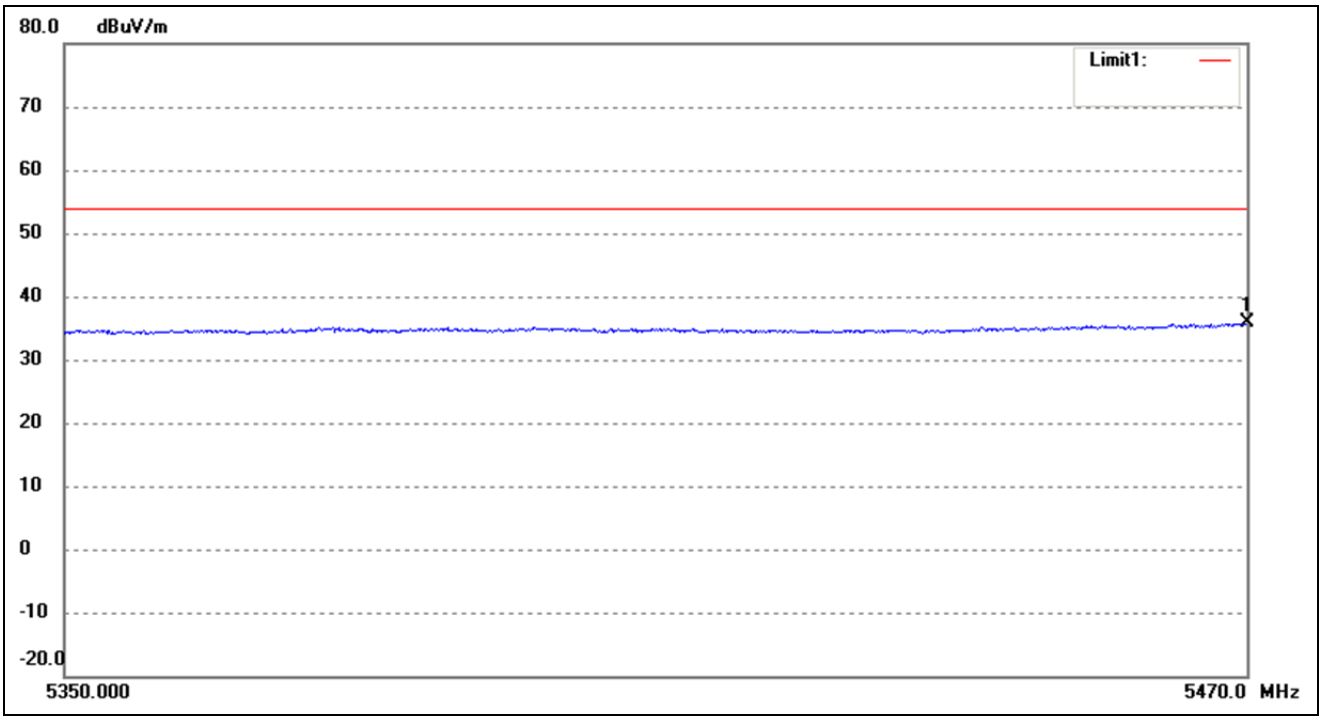

No.	Frequency	Reading	Correct	Result	Limit	Margin	Degree	Height	Remark
	(MHz)	(dBuV/m)	dB/m	(dBuV/m)	(dBuV/m)	(dB)	( )	(cm)	
1	5470.000	39.98	-4.16	35.82	54.00	-18.18	170	100	AVG

802.11n-HT20- Restricted Bandedge			
Test Channel	band 5.35-5.47GHz	Polarity:	Vertical(worst case)

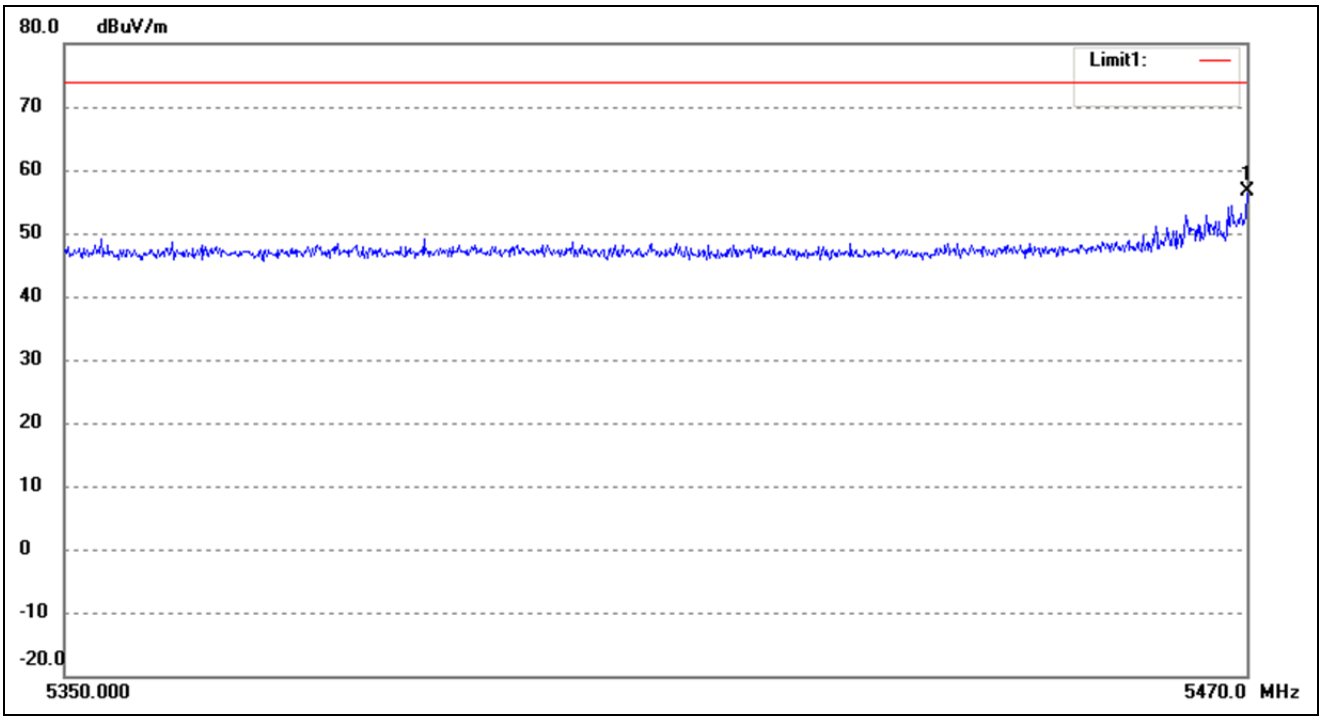

No.	Frequency	Reading	Correct	Result	Limit	Margin	Degree	Height	Remark
	(MHz)	(dBuV/m)	dB/m	(dBuV/m)	(dBuV/m)	(dB)	( )	(cm)	
1	5470.000	60.77	-4.16	56.61	74.00	-17.39	82	100	peak

802.11n-HT40- Restricted Bandedge			
Test Channel	band 5.35-5.47GHz	Polarity:	Vertical(worst case)

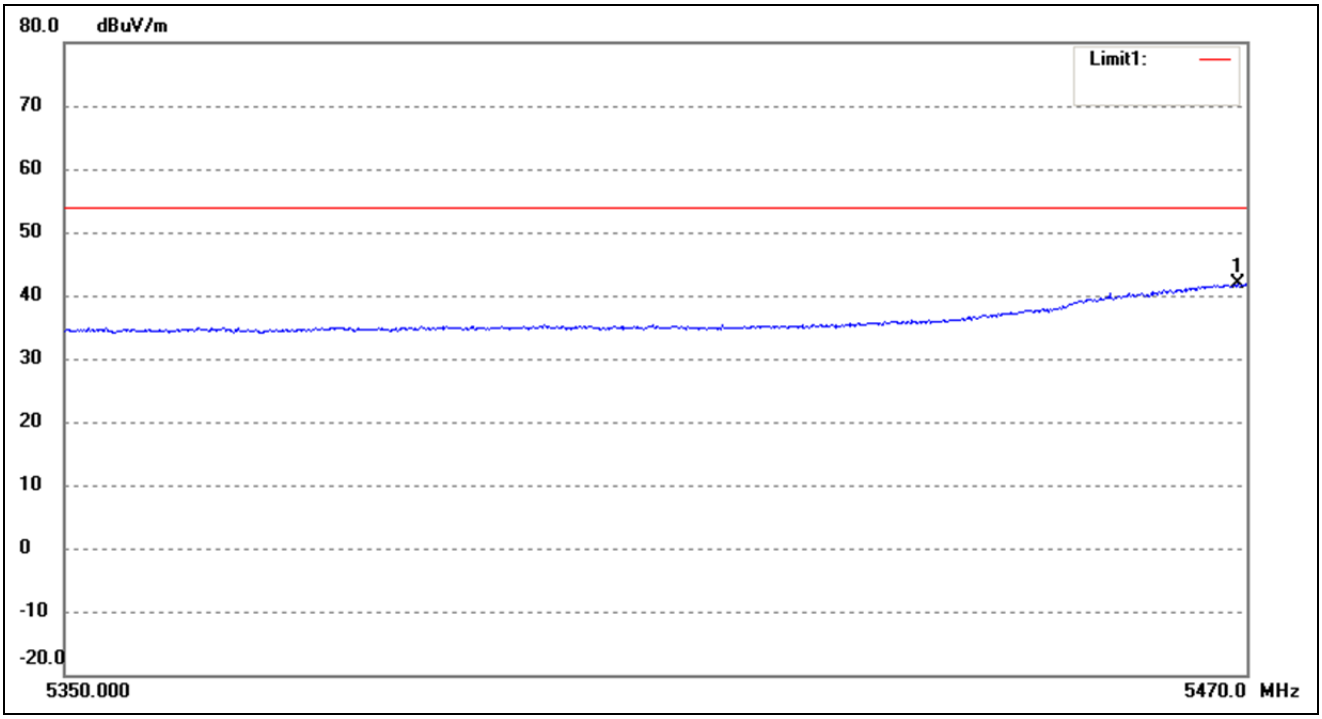

No.	Frequency	Reading	Correct	Result	Limit	Margin	Degree	Height	Remark
	(MHz)	(dBuV/m)	dB/m	(dBuV/m)	(dBuV/m)	(dB)	( )	(cm)	
1	5469.029	46.07	-4.16	41.91	54.00	-12.09	201	100	AVG

802.11n-HT40- Restricted Bandedge			
Test Channel	band 5.35-5.47GHz	Polarity:	Vertical(worst case)

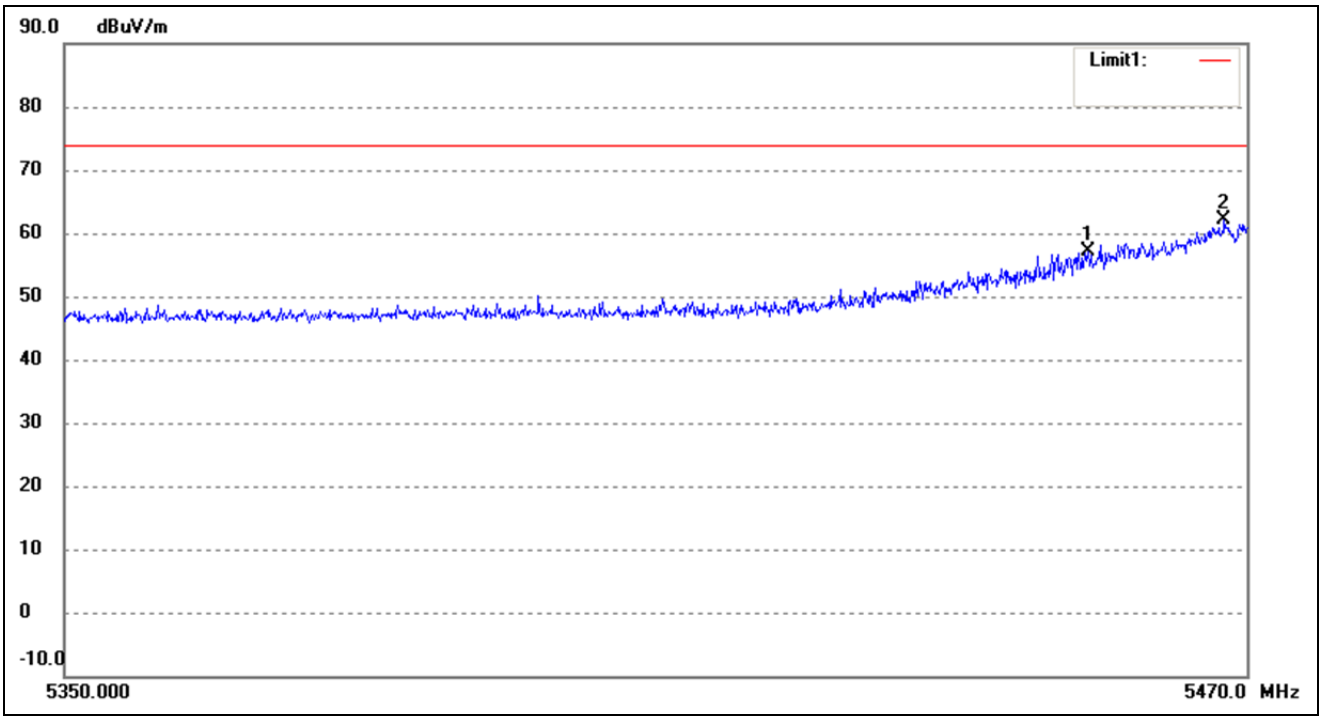

No.	Frequency	Reading	Correct	Result	Limit	Margin	Degree	Height	Remark
	(MHz)	(dBuV/m)	dB/m	(dBuV/m)	(dBuV/m)	(dB)	( )	(cm)	
1	5453.765	61.33	-4.16	57.17	74.00	-16.83	299	100	peak
2	5467.695	66.41	-4.16	62.25	74.00	-11.75	205	100	peak

802.11ac-HT80- Restricted Bandedge			
Test Channel	band 5.35-5.47GHz	Polarity:	Vertical(worst case)

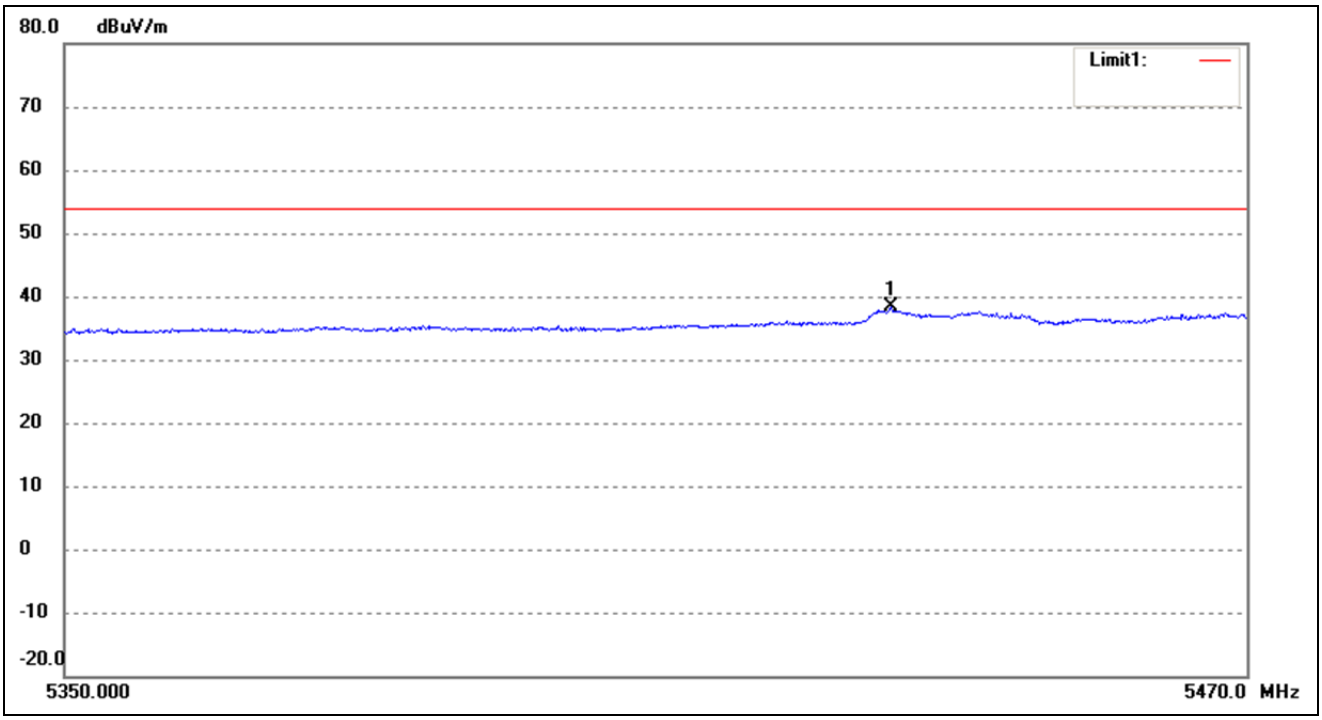

No.	Frequency	Reading	Correct	Result	Limit	Margin	Degree	Height	Remark
	(MHz)	(dBuV/m)	dB/m	(dBuV/m)	(dBuV/m)	(dB)	( )	(cm)	
1	5433.600	42.46	-4.17	38.29	54.00	-15.71	92	100	AVG

802.11ac-HT80- Restricted Bandedge			
Test Channel	band 5.35-5.47GHz	Polarity:	Vertical(worst case)

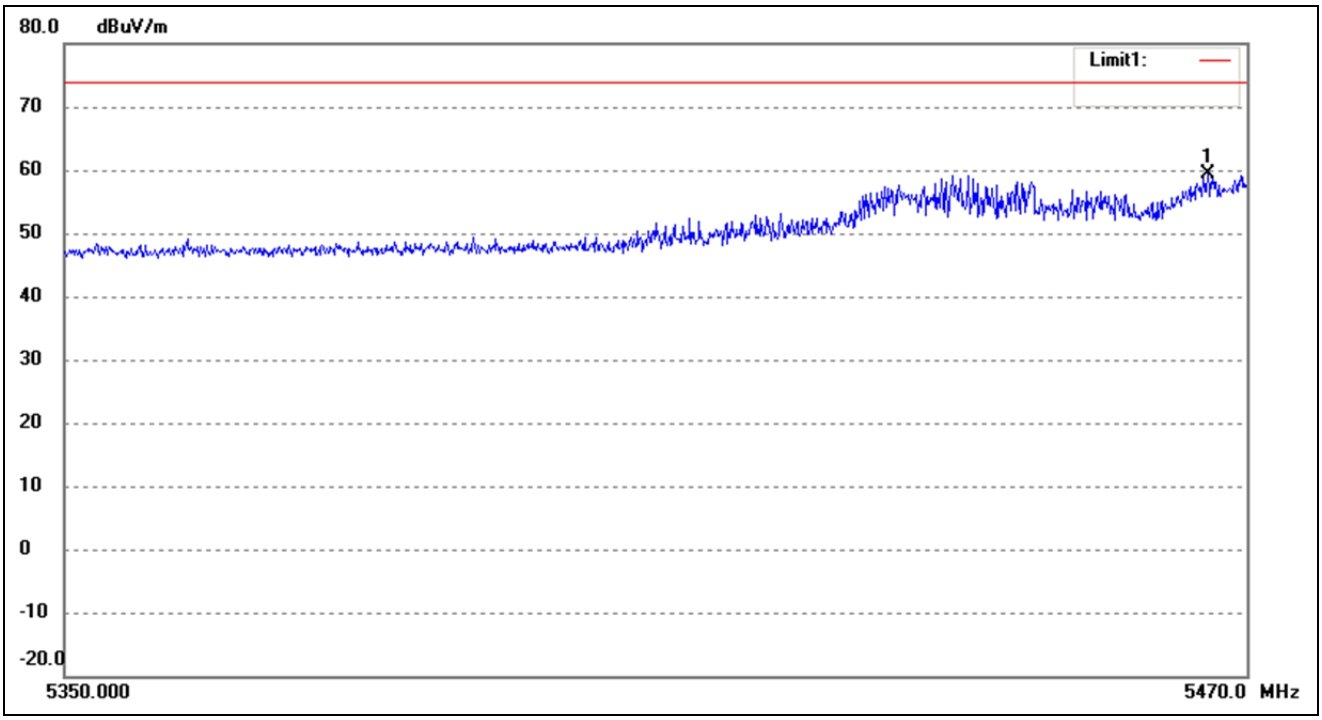

No.	Frequency	Reading	Correct	Result	Limit	Margin	Degree	Height	Remark
	(MHz)	(dBuV/m)	dB/m	(dBuV/m)	(dBuV/m)	(dB)	( )	(cm)	
1	5465.997	63.42	-4.16	59.26	74.00	-14.74	255	100	peak

Note: The Restricted Bandedge was tested in Horizontal /Vertical and the worst case position data was reported.

- For the frequency band 5.15-5.25GHz, 5.250-5.350GHz, 5.470-5.725GHz, 5.725-5.850GHz (802.11a)
- Harmonics And Spurious Emissions

Frequency (MHz)	Reading (dBuV/m)	Correct dB	Result (dBuV/m)	Limit (dBuV/m)	Margin (dB)	Polar H/V	Detector
Low Channel (5180MHz)							
10360	59.86	7.11	66.97	74	-7.03	H	PK
10360	38.8	7.11	45.91	54	-8.09	H	AV
10360	60.96	7.11	68.07	74	-5.93	H	PK
10360	41.32	7.11	48.43	54	-5.57	H	AV
Middle Channel (5200MHz)							
10400	60.1	7.07	67.17	74	-6.83	H	PK
10400	39.62	7.07	46.69	54	-7.31	H	AV
10400	61.3	7.07	68.37	74	-5.63	H	PK
10400	41.46	7.07	48.53	54	-5.47	H	AV
High Channel (5240MHz)							
10480	58.19	7.1	65.29	74	-8.71	H	PK
10480	40.85	7.1	47.95	54	-6.05	H	AV
10480	61.59	7.1	68.69	74	-5.31	H	PK
10480	40.57	7.1	47.67	54	-6.33	H	AV

Frequency (MHz)	Reading (dBuV/m)	Correct dB	Result (dBuV/m)	Limit (dBuV/m)	Margin (dB)	Polar H/V	Detector
Low Channel (5260MHz)							
10520	58.77	7.69	66.46	74	-7.54	H	PK
10520	40.33	7.69	48.02	54	-5.98	H	AV
10520	61.33	7.69	69.02	74	-4.98	H	PK
10520	39.6	7.69	47.29	54	-6.71	H	AV
Middle Channel (5280MHz)							
10560	61.32	7.94	69.26	74	-4.74	H	PK
10560	41.98	7.94	49.92	54	-4.08	H	AV
10560	60.92	7.94	68.86	74	-5.14	H	PK
10560	41.4	7.94	49.34	54	-4.66	H	AV
High Channel (5320MHz)							
10640	59.96	8.35	68.31	74	-5.69	H	PK
10640	40.05	8.35	48.4	54	-5.6	H	AV
10640	58.39	8.35	66.74	74	-7.26	H	PK
10640	38.23	8.35	46.58	54	-7.42	H	AV

Frequency (MHz)	Reading (dBuV/m)	Correct dB	Result (dBuV/m)	Limit (dBuV/m)	Margin (dB)	Polar H/V	Detector
Low Channel (5500MHz)							
11000	58.33	8.82	67.15	74	-6.85	H	PK
11000	39.77	8.82	48.59	54	-5.41	H	AV
11000	61.11	8.82	69.93	74	-4.07	H	PK
11000	39.67	8.82	48.49	54	-5.51	H	AV
Middle Channel (5600MHz)							
11200	61.54	8.92	70.46	74	-3.54	H	PK
11200	39.55	8.92	48.47	54	-5.53	H	AV
11200	60.96	8.92	69.88	74	-4.12	H	PK
11200	39.98	8.92	48.9	54	-5.1	H	AV
High Channel (5700MHz)							
11400	59.58	9.36	68.94	74	-5.06	H	PK
11400	41.17	9.36	50.53	54	-3.47	H	AV
11400	60.24	9.36	69.6	74	-4.40	H	PK
11400	40.59	9.36	49.95	54	-4.05	H	AV

Frequency (MHz)	Reading (dBuV/m)	Correct dB	Result (dBuV/m)	Limit (dBuV/m)	Margin (dB)	Polar H/V	Detector
Low Channel (5745MHz)							
11490	59.84	9.02	68.86	74	-5.14	H	PK
11490	39.79	9.02	48.81	54	-5.19	H	AV
11490	58.26	9.02	67.28	74	-6.72	H	PK
11490	41.57	9.02	50.59	54	-3.41	H	AV
Middle Channel (5785MHz)							
11570	61.32	9.32	70.64	74	-3.36	H	PK
11570	39.3	9.32	48.62	54	-5.38	H	AV
11570	60.61	9.32	69.93	74	-4.07	H	PK
11570	41.45	9.32	50.77	54	-3.23	H	AV
High Channel (5825MHz)							
11650	61.49	8.94	70.43	74	-3.57	H	PK
11650	38.36	8.94	47.3	54	-6.7	H	AV
11650	60	8.94	68.94	74	-5.06	H	PK
11650	41.87	8.94	50.81	54	-3.19	H	AV

➢ Out of Band edge for 5150-5250MHz

Test CH.	Test Segment	Result	Limit
	MHz	dBm/MHz	dBm/MHz
Lowest	Below 5150	-37.61	-27
Highest	Above 5350	-43.28	-27
Note: the data just list the worst cases			

➢ Out of Band edge for 5250-5350MHz

Test CH.	Test Segment	Result	Limit
	MHz	dBm/MHz	dBm/MHz
Lowest	Below 5150	-35.18	-27
Highest	Above 5350	-36.69	-27
Note: the data just list the worst cases			

➢ Out of Band edge for 5470-5725MHz

Test CH.	Test Segment	Result	Limit
	MHz	dBm/MHz	dBm/MHz
Lowest	Below 5470	-35.36	-27
Highest	Above 5725	-34.39	-27
Note: the data just list the worst cases			

➢ Out of Band edge for 5725-5850MHz

Test CH.	Test Segment	Result	Limit
	MHz	dBm/MHz	dBm/MHz
Lowest	Below 5715	-36.31	-27
	5715 to 5725	-40.72	-17
Highest	5850 to 5860	-37.11	-17
	Above 5860	-41.33	-27
Note: the data just list the worst cases			

- For the frequency band 5.15-5.25GHz, 5.250-5.350GHz, 5.470-5.725GHz, 5.725-5.850GHz (802.11n HT20)
- Harmonics And Spurious Emissions

Frequency	Reading	Correct	Result	Limit	Margin	Polar	Detector
(MHz)	(dBuV/m)	dB	(dBuV/m)	(dBuV/m)	(dB)	H/V	
Low Channel (5180MHz)							
10360	61.2	7.11	68.31	74	-5.69	H	PK
10360	41.63	7.11	48.74	54	-5.26	H	AV
10360	58.72	7.11	65.83	74	-8.17	H	PK
10360	40.62	7.11	47.73	54	-6.27	H	AV
Middle Channel (5200MHz)							
10400	60.35	7.1	67.45	74	-6.55	H	PK
10400	40.71	7.1	47.81	54	-6.19	H	AV
10400	61.31	7.1	68.41	74	-5.59	H	PK
10400	39.36	7.1	46.46	54	-7.54	H	AV
High Channel (5240MHz)							
10480	58.02	7.1	65.12	74	-8.88	H	PK
10480	40.25	7.1	47.35	54	-6.65	H	AV
10480	59.68	7.1	66.78	74	-7.22	H	PK
10480	38.85	7.1	45.95	54	-8.05	H	AV

Frequency	Reading	Correct	Result	Limit	Margin	Polar	Detector
(MHz)	(dBuV/m)	dB	(dBuV/m)	(dBuV/m)	(dB)	H/V	
Low Channel (5260MHz)							
10520	61.69	7.69	69.38	74	-4.62	H	PK
10520	41.89	7.69	49.58	54	-4.42	H	AV
10520	59.53	7.69	67.22	74	-6.78	H	PK
10520	38.66	7.69	46.35	54	-7.65	H	AV
Middle Channel (5280MHz)							
10560	59.45	7.94	67.39	74	-6.61	H	PK
10560	41.47	7.94	49.41	54	-4.59	H	AV
10560	60.85	7.94	68.79	74	-5.21	H	PK
10560	39.88	7.94	47.82	54	-6.18	H	AV
High Channel (5320MHz)							
10640	60.88	8.35	69.23	74	-4.77	H	PK
10640	40.87	8.35	49.22	54	-4.78	H	AV
10640	60.58	8.35	68.93	74	-5.07	H	PK
10640	41.98	8.35	50.33	54	-3.67	H	AV

Frequency (MHz)	Reading (dBuV/m)	Correct dB	Result (dBuV/m)	Limit (dBuV/m)	Margin (dB)	Polar H/V	Detector
Low Channel (5500MHz)							
11000	61.53	8.82	70.35	74	-3.65	H	PK
11000	40.01	8.82	48.83	54	-5.17	H	AV
11000	58.93	8.82	67.75	74	-6.25	H	PK
11000	40.46	8.82	49.28	54	-4.72	H	AV
Middle Channel (5600MHz)							
11200	60.4	8.92	69.32	74	-4.68	H	PK
11200	39.34	8.92	48.26	54	-5.74	H	AV
11200	58.03	8.92	66.95	74	-7.05	H	PK
11200	39.27	8.92	48.19	54	-5.81	H	AV
High Channel (5700MHz)							
11400	60.97	9.36	70.33	74	-3.67	H	PK
11400	38.49	9.36	47.85	54	-6.15	H	AV
11400	59.48	9.36	68.84	74	-5.16	H	PK
11400	38.96	9.36	48.32	54	-5.68	H	AV

Frequency (MHz)	Reading (dBuV/m)	Correct dB	Result (dBuV/m)	Limit (dBuV/m)	Margin (dB)	Polar H/V	Detector
Low Channel (5745MHz)							
11490	61.81	9.02	70.83	74	-3.17	H	PK
11490	40.56	9.02	49.58	54	-4.42	H	AV
11490	59.71	9.02	68.73	74	-5.27	H	PK
11490	38.1	9.02	47.12	54	-6.88	H	AV
Middle Channel (5785MHz)							
11570	60.45	9.32	69.77	74	-4.23	H	PK
11570	41.81	9.32	51.13	54	-2.87	H	AV
11570	59.62	9.32	68.94	74	-5.06	H	PK
11570	38.46	9.32	47.78	54	-6.22	H	AV
High Channel (5825MHz)							
11650	59.31	8.94	68.25	74	-5.75	H	PK
11650	38.16	8.94	47.1	54	-6.90	H	AV
11650	58.57	8.94	67.51	74	-6.49	H	PK
11650	39.57	8.94	48.51	54	-5.49	H	AV

➢ Out of Band edge 5150-5250MHz

Test CH.	Test Segment	Result	Limit
	MHz	dBm/MHz	dBm/MHz
Lowest	Below 5150	-34.52	-27
Highest	Above 5350	-36.11	-27
Note: the data just list the worst cases			

➢ Out of Band edge for 5250-5350MHz

Test CH.	Test Segment	Result	Limit
	MHz	dBm/MHz	dBm/MHz
Lowest	Below 5150	-37.35	-27
Highest	Above 5350	-34.21	-27
Note: the data just list the worst cases			

➢ Out of Band edge for 5470-5725MHz

Test CH.	Test Segment	Result	Limit
	MHz	dBm/MHz	dBm/MHz
Lowest	Below 5470	-36.47	-27
Highest	Above 5725	-35.69	-27
Note: the data just list the worst cases			

➢ Out of Band edge for 5725-5850MHz

Test CH.	Test Segment	Result	Limit
	MHz	dBm/MHz	dBm/MHz
Lowest	Below 5715	-47.52	-27
	5715 to 5725	-32.14	-17
Highest	5850 to 5860	-33.52	-17
	Above 5860	-42.69	-27
Note: the data just list the worst cases			

Note: this EUT was tested in the low, high channel and the worst case position data was reported.

- For the frequency band 5.15-5.25GHz, 5.250-5.350GHz, 5.470-5.725GHz, 5.725-5.850GHz (802.11n HT40)
- Harmonics And Spurious Emissions

Frequency (MHz)	Reading (dBuV/m)	Correct dB	Result (dBuV/m)	Limit (dBuV/m)	Margin (dB)	Polar H/V	Detector
Low Channel (5190MHz)							
10380	58.28	7.11	65.39	74	-8.61	H	PK
10380	41.29	7.11	48.4	54	-5.6	H	AV
10380	60.65	7.11	67.76	74	-6.24	H	PK
10380	39.47	7.11	46.58	54	-7.42	H	AV
High Channel (5230MHz)							
10460	60.48	7.1	67.58	74	-6.42	H	PK
10460	40.84	7.1	47.94	54	-6.06	H	AV
10460	58.96	7.1	66.06	74	-7.94	H	PK
10460	41.41	7.1	48.51	54	-5.49	H	AV

Frequency (MHz)	Reading (dBuV/m)	Correct dB	Result (dBuV/m)	Limit (dBuV/m)	Margin (dB)	Polar H/V	Detector
Low Channel (5270MHz)							
10540	60.21	7.76	67.97	74	-6.03	H	PK
10540	39.89	7.76	47.65	54	-6.35	H	AV
10540	61.6	7.76	69.36	74	-4.64	H	PK
10540	39.96	7.76	47.72	54	-6.28	H	AV
High Channel (5310MHz)							
10620	60.15	8.24	68.39	74	-5.61	H	PK
10620	40.88	8.24	49.12	54	-4.88	H	AV
10620	59.55	8.24	67.79	74	-6.21	H	PK
10620	41.79	8.24	50.03	54	-3.97	H	AV

Frequency (MHz)	Reading (dBuV/m)	Correct dB	Result (dBuV/m)	Limit (dBuV/m)	Margin (dB)	Polar H/V	Detector
Low Channel (5510MHz)							
11020	61.21	8.88	70.09	74	-3.91	H	PK
11020	40.68	8.88	49.56	54	-4.44	H	AV
11020	58.03	8.88	66.91	74	-7.09	H	PK
11020	40.17	8.88	49.05	54	-4.95	H	AV
Middle Channel (5590MHz)							
11180	61.56	9.23	70.79	74	-3.21	H	PK
11180	39.83	9.23	49.06	54	-4.94	H	AV
11180	61.58	9.23	70.81	74	-3.19	H	PK
11180	40.18	9.23	49.41	54	-4.59	H	AV
High Channel (5670MHz)							
11340	59.63	9.12	68.75	74	-5.25	H	PK
11340	39.77	9.12	48.89	54	-5.11	H	AV
11340	59.52	9.12	68.64	74	-5.36	H	PK
11340	40.57	9.12	49.69	54	-4.31	H	AV

Frequency (MHz)	Reading (dBuV/m)	Correct dB	Result (dBuV/m)	Limit (dBuV/m)	Margin (dB)	Polar H/V	Detector
Low Channel (5755MHz)							
11510	59.74	9.04	68.78	74	-5.22	H	PK
11510	40.11	9.04	49.15	54	-4.85	H	AV
11510	61.99	9.04	71.03	74	-2.97	H	PK
11510	39.32	9.04	48.36	54	-5.64	H	AV
High Channel (5795MHz)							
11590	61.71	8.96	70.67	74	-3.33	H	PK
11590	40.49	8.96	49.45	54	-4.55	H	AV
11590	58.58	8.96	67.54	74	-6.46	H	PK
11590	41.27	8.96	50.23	54	-3.77	H	AV

➢ Out of Band edge for 5150-5250MHz

Test CH.	Test Segment	Result	Limit
	MHz	dBm/MHz	dBm/MHz
Lowest	Below 5150	-36.02	-27
Highest	Above 5350	-39.31	-27
Note: the data just list the worst cases			

➢ Out of Band edge for 5250-5350MHz

Test CH.	Test Segment	Result	Limit
	MHz	dBm/MHz	dBm/MHz
Lowest	Below 5150	-36.02	-27
Highest	Above 5350	-39.31	-27
Note: the data just list the worst cases			

➢ Out of Band edge for 5470-5725MHz

Test CH.	Test Segment	Result	Limit
	MHz	dBm/MHz	dBm/MHz
Lowest	Below 5470	-36.02	-27
Highest	Above 5725	-39.31	-27
Note: the data just list the worst cases			

➢ Out of Band edge for 5725-5850MHz

Test CH.	Test Segment	Result	Limit
	MHz	dBm/MHz	dBm/MHz
Lowest	Below 5715	-40.96	-27
	5715 to 5725	-38.69	-17
Highest	5850 to 5860	-42.36	-17
	Above 5860	-41.02	-27
Note: the data just list the worst cases			

- For the frequency band 5.15-5.25GHz, 5.250-5.350GHz, 5.470-5.725GHz, 5.725-5.850GHz (802.11ac VH80)
- Harmonics And Spurious Emissions

Frequency (MHz)	Reading (dBuV/m)	Correct dB	Result (dBuV/m)	Limit (dBuV/m)	Margin (dB)	Polar H/V	Detector
5210MHz							
10420	58.91	7.11	66.02	74	-7.98	H	PK
10420	41.35	7.11	48.46	54	-5.54	H	AV
10420	61.64	7.11	68.75	74	-5.25	H	PK
10420	41.91	7.11	49.02	54	-4.98	H	AV

Frequency (MHz)	Reading (dBuV/m)	Correct dB	Result (dBuV/m)	Limit (dBuV/m)	Margin (dB)	Polar H/V	Detector
5290MHz							
10580	58.67	7.8	66.47	74	-7.53	H	PK
10580	41.01	7.8	48.81	54	-5.19	H	AV
10580	61.52	7.8	69.32	74	-4.68	H	PK
10580	41.09	7.8	48.89	54	-5.11	H	AV

Frequency (MHz)	Reading (dBuV/m)	Correct dB	Result (dBuV/m)	Limit (dBuV/m)	Margin (dB)	Polar H/V	Detector
Low Channel (5530MHz)							
11060	59.1	8.97	68.07	74	-5.93	H	PK
11060	40.72	8.97	49.69	54	-4.31	H	AV
11060	58.19	8.97	67.16	74	-6.84	H	PK
11060	41.25	8.97	50.22	54	-3.78	H	AV
High Channel (5610MHz)							
11220	60.59	9.41	70	74	-4	H	PK
11220	39.11	9.41	48.52	54	-5.48	H	AV
11220	58.37	9.41	67.78	74	-6.22	H	PK
11220	41.98	9.41	51.39	54	-2.61	H	AV

Frequency (MHz)	Reading (dBuV/m)	Correct dB	Result (dBuV/m)	Limit (dBuV/m)	Margin (dB)	Polar H/V	Detector
5775MHz							
11550	58.59	9	67.59	74	-6.41	H	PK
11550	40.49	9	49.49	54	-4.51	H	AV
11550	59.49	9	68.49	74	-5.51	H	PK
11550	41.83	9	50.83	54	-3.17	H	AV

➢ Out of Band edge for 5150-5250MHz

Test CH.	Test Segment	Result	Limit
	MHz	dBm/MHz	dBm/MHz
Lowest	Below 5150	-33.52	-27
Highest	Above 5350	-34.69	-27
Note: the data just list the worst cases			

➢ Out of Band edge for 5250-5350MHz

Test CH.	Test Segment	Result	Limit
	MHz	dBm/MHz	dBm/MHz
Lowest	Below 5150	-35.14	-27
Highest	Above 5350	-34.59	-27
Note: the data just list the worst cases			

➢ Out of Band edge for 5470-5725MHz

Test CH.	Test Segment	Result	Limit
	MHz	dBm/MHz	dBm/MHz
Lowest	Below 5470	-41.25	-27
Highest	Above 5725	-37.36	-27
Note: the data just list the worst cases			

➢ Out of Band edge for 5725-5850MHz

Test CH.	Test Segment	Result	Limit
	MHz	dBm/MHz	dBm/MHz
Lowest	Below 5715	-42.36	-27
	5715 to 5725	-29.41	-17
Highest	5850 to 5860	-30.58	-17
	Above 5860	-41.69	-27
Note: the data just list the worst cases			

Note: Testing is carried out with frequency rang 9kHz to the tenth harmonics, other than listed in the table above are attenuated more than 20dB below the permissible limits or the field strength is too small to be measured.

10. Frequency Stability

10.1 Standard Applicable

According to §15.407(g), manufacturers of U-NII devices are responsible for ensuring frequency stability such that an emission is maintained within the band of operation under all conditions of normal operation as specified in the users manual.

10.2 Test Procedure

According to §2.1055, the following test procedure was performed.
The Frequency Stability is measured directly with a Frequency Domain Analyzer. Frequency Deviation in ppm is calculated from the measured peak to peak value.
The Carrier Frequency Stability over Power Supply Voltage and over Temperature is measured with a Frequency Domain Analyzer in histogram mode.

10.3 Summary of Test Results/Plots

U-NII-1:5150-5250MHz worst case at 802.11a middle channel				
Voltage(%)	Power(VDC)	TEMP(°C)	Freq.Dev(Hz)	Deviation
100%	3.85	-30	104	0.0200
100%		-20	141	0.0271
100%		-10	163	0.0313
100%		0	150	0.0288
100%		+10	143	0.0275
100%		+20	172	0.0331
100%		+30	117	0.0225
100%		+40	173	0.0333
100%		+50	108	0.0208
Low Battery power	3.5	+20	175	0.0337
High Battery power	4.35	+20	165	0.0317

U-NII-1: 5250-5350MHz worst case at 802.11a middle channel				
Voltage(%)	Power(VDC)	TEMP(°C)	Freq.Dev(Hz)	Deviation
100%	3.85	-30	137	0.0259
100%		-20	177	0.0335
100%		-10	110	0.0208
100%		0	117	0.0222
100%		+10	111	0.0210
100%		+20	164	0.0311
100%		+30	126	0.0239
100%		+40	102	0.0193
100%		+50	111	0.0210
Low Battery power	3.5	+20	164	0.0311
High Battery power	4.35	+20	108	0.0205

U-NII-1: 5470-5725MHz worst case at 802.11a middle channel				
Voltage(%)	Power(VDC)	TEMP(°C)	Freq.Dev(Hz)	Deviation
100%	3.85	-30	114	0.0204
100%		-20	105	0.0188
100%		-10	160	0.0286
100%		0	130	0.0232
100%		+10	170	0.0304
100%		+20	119	0.0213
100%		+30	110	0.0196
100%		+40	154	0.0275
100%		+50	157	0.0280
Low Battery power	3.5	+20	108	0.0193
High Battery power	4.35	+20	131	0.0234

U-NII-1:5725-5850MHz worst case at 802.11a middle channel				
Voltage(%)	Power(VDC)	TEMP(°C)	Freq.Dev(Hz)	Deviation
100%	3.85	-30	176	0.0304
100%		-20	178	0.0308
100%		-10	164	0.0283
100%		0	155	0.0268
100%		+10	164	0.0283
100%		+20	140	0.0242
100%		+30	100	0.0173
100%		+40	154	0.0266
100%		+50	149	0.0258
Low Battery power	3.5	+20	143	0.0247
High Battery power	4.35	+20	149	0.0258

******* END OF REPORT *******