Phone	**LTE Band 26_RMC (814-824MHz)**	Measurement 361: Flat Plane with Back device position on Middle Channel in LTE mode
Phone	**LTE Band 26_RMC (824-849MHz)**	Measurement 371: Flat Plane with Back device position on Middle Channel in LTE mode
Phone	**LTE Band 30_RMC**	Measurement 381: Flat Plane with Back device position on Middle Channel in LTE mode
Phone	**LTE Band 40_RMC 2305-2315MHz**	Measurement 391: Flat Plane with Back device position on Middle Channel in LTE mode
Phone	**LTE Band 40_RMC 2350-2360MHz**	Measurement 401: Flat Plane with Back device position on Middle Channel in LTE mode
Phone	**LTE Band 66_RMC**	Measurement 412: Flat Plane with Back device position on Low Channel in LTE mode
Phone	**WiFi_802.11b**	Measurement 421: Flat Plane with Back side device position on Low Channel in 802.11b mode
Phone	**WLAN 5.2GHz _802.11a**	Measurement 425: Flat Plane with Back side device position on Low Channel in 802.11a mode
Phone	**WLAN 5.3GHz _802.11n-20**	Measurement 429: Flat Plane with Back side device position on High Channel in 802.11n-20 mode
Phone	**WLAN 5.6GHz _802.11a**	Measurement 433: Flat Plane with Back side device position on Middle Channel in 802.11a mode
Phone	**WLAN 5.8GHz _802.11n-20**	Measurement 437: Flat Plane with Back side device position on Low Channel in 802.11n-20 mode
Remark: SAR plot is showed the highest measured SAR in each exposure configuration, wireless mode and frequency band combination.		

TYPE	**BAND**	**PARAMETERS**
Phone	**GPRS850_4TX**	Measurement 441: Flat Plane with Front device position on Low Channel in PTT mode
Phone	**GPRS1900_2TX**	Measurement 442: Flat Plane with Front device position on Middle Channel in PTT mode

MEASUREMENT 3

Type: Phone measurement (Complete)
Date of measurement: 12/09/2019
Measurement duration: 11 minutes 48 seconds
E-field Probe: SSE5 - SN 09/13 EP168; ConvF: 6.93; Calibrated: 05/22/2019

A. Experimental conditions

Area Scan	sam_direct_droit2_surf8mm.txt
Phantom	Left head
Device Position	Cheek
Band	GSM850
Channels	Middle
Signal	TDMA (Crest factor: 8.0)

B. SAR Measurement Results

Frequency (MHz)	836.600000
Relative Permittivity (real part)	41.110245
Conductivity (S/m)	0.871245
Power Variation (%)	1.144536
Ambient Temperature	21.1
Liquid Temperature	21.3

SURFACE SAR	VOLUME SAR
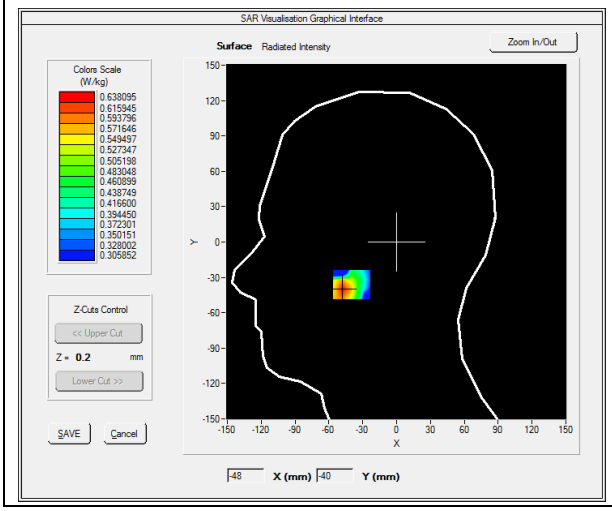	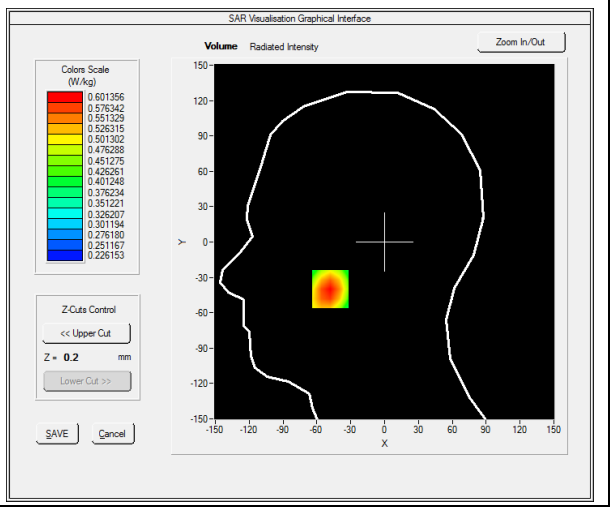

Maximum location: X=-48.00, Y=-40.00

SAR Peak: 0.72 W/kg

SAR 10g (W/Kg)	**0.479453**
SAR 1g (W/Kg)	**0.584680**

Z (mm)	**0.00**	**4.00**	**9.00**	**14.00**	**19.00**
SAR (W/Kg)	**0.7094**	**0.6014**	**0.5041**	**0.4441**	**0.4116**

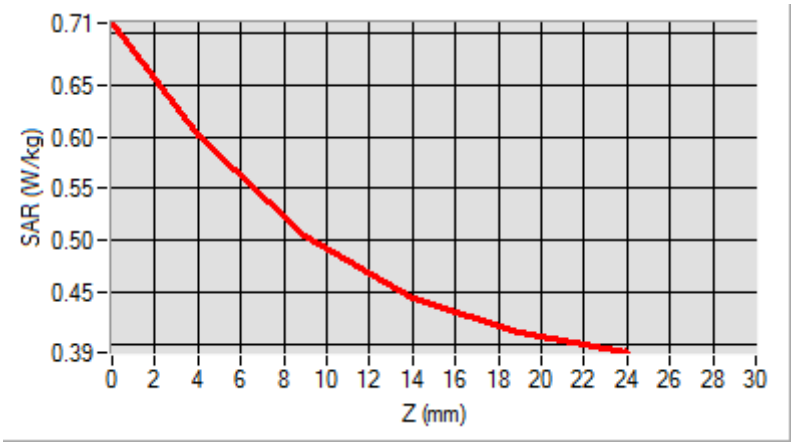

3D screen shot	**Hot spot position**
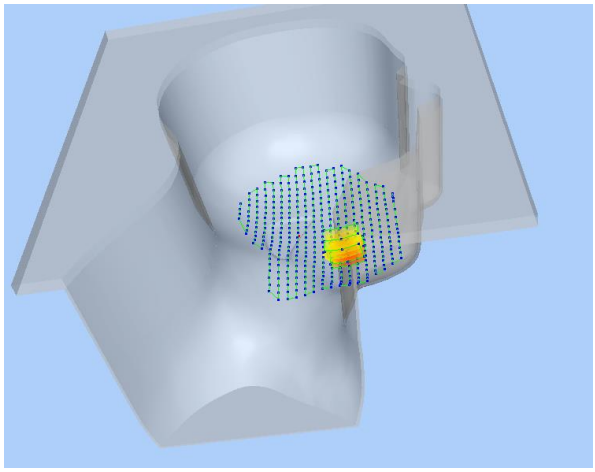	

MEASUREMENT 5

Type: Phone measurement (Complete)
Date of measurement: 12/10/2019
Measurement duration: 11 minutes 48 seconds
E-field Probe: SSE5 - SN 09/13 EP168; ConvF: 6.35; Calibrated: 05/22/2019

A. Experimental conditions

Area Scan	sam_direct_droit2_surf8mm.txt
Phantom	Right head
Device Position	Cheek
Band	GSM1900
Channels	High
Signal	TDMA (Crest factor: 8.0)

B. SAR Measurement Results

Frequency (MHz)	1909.800000
Relative Permittivity (real part)	38.560124
Conductivity (S/m)	1.380369
Power Variation (%)	1.442440
Ambient Temperature	21.1
Liquid Temperature	21.3

SURFACE SAR	VOLUME SAR
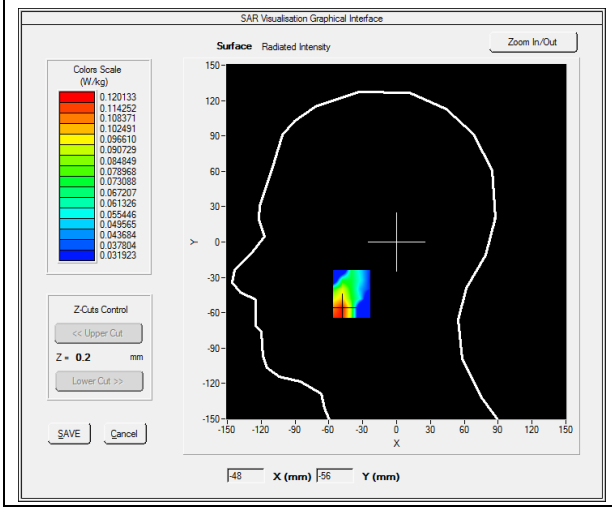	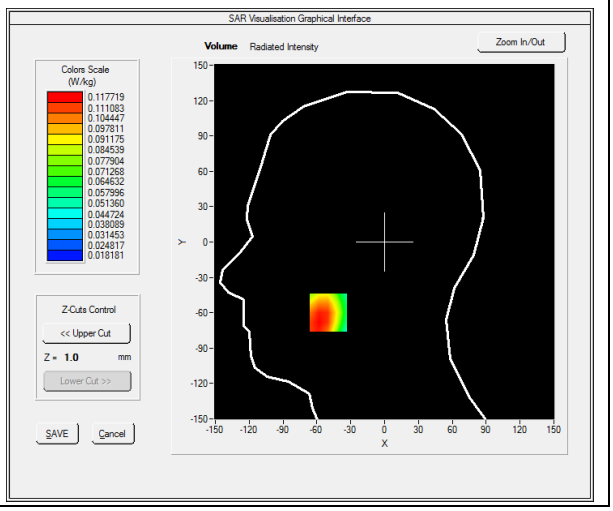

Maximum location: X=-50.00, Y=-60.00

SAR Peak: 0.18 W/kg

SAR 10g (W/Kg)	**0.072111**
SAR 1g (W/Kg)	**0.113308**

Z (mm)	**0.00**	**4.00**	**9.00**	**14.00**	**19.00**
SAR (W/Kg)	**0.2947**	**0.1177**	**0.0559**	**0.0456**	**0.0284**

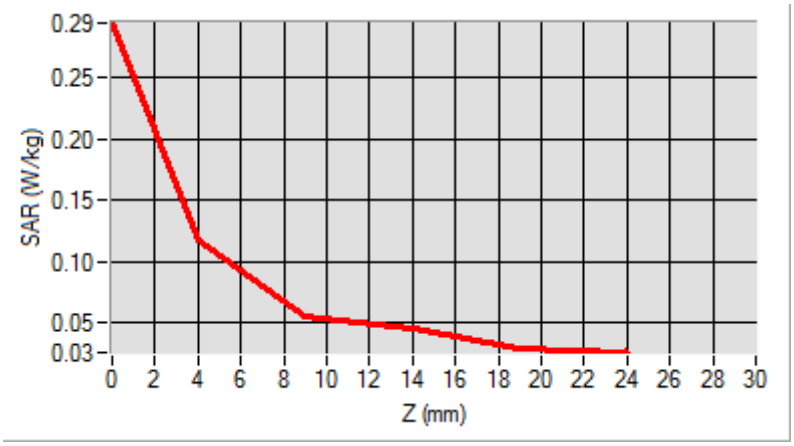

3D screen shot	**Hot spot position**
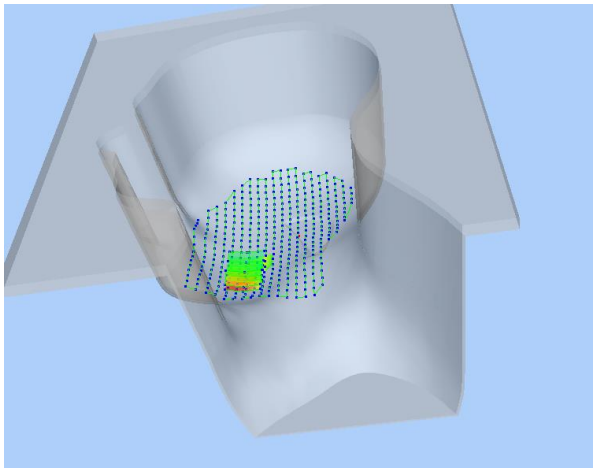	

MEASUREMENT 14

Type: Phone measurement (Complete)
Date of measurement: 12/09/2019
Measurement duration: 12 minutes 3 seconds
E-field Probe: SSE5 - SN 09/13 EP168; ConvF: 6.93; Calibrated: 05/22/2019

A. Experimental conditions

Area Scan	sam_direct_droit2_surf8mm.txt
Phantom	Left head
Device Position	Cheek
Band	GPRS850_4TX
Channels	Middle
Signal	Duty Cycle: 1:2

B. SAR Measurement Results

Frequency (MHz)	836.600000
Relative Permittivity (real part)	41.110245
Conductivity (S/m)	0.871245
Power Variation (%)	1.536272
Ambient Temperature	21.1
Liquid Temperature	21.3

SURFACE SAR	VOLUME SAR
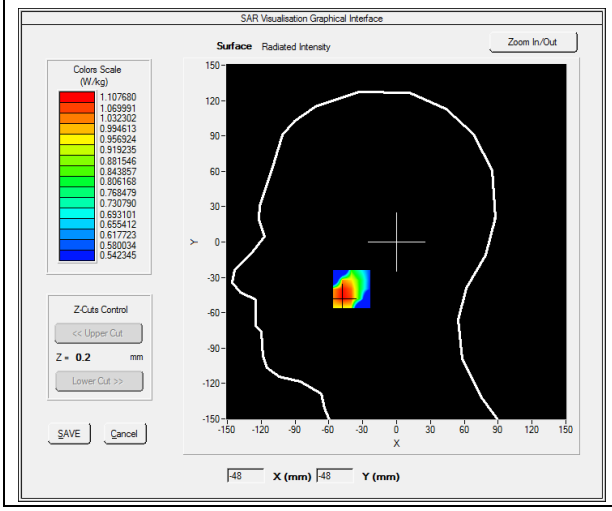	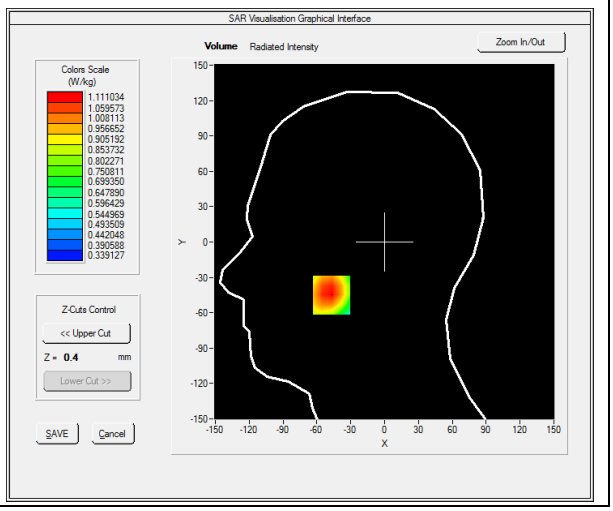

Maximum location: X=-47.00, Y=-45.00

SAR Peak: 1.33 W/kg

SAR 10g (W/Kg)	**0.885758**
SAR 1g (W/Kg)	**1.086676**

Z (mm)	**0.00**	**4.00**	**9.00**	**14.00**	**19.00**
SAR (W/Kg)	**1.3250**	**1.1110**	**0.9201**	**0.8037**	**0.7418**

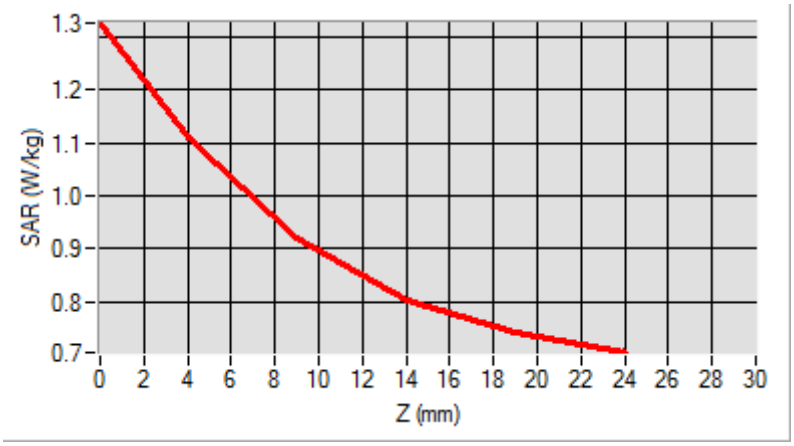

3D screen shot	**Hot spot position**
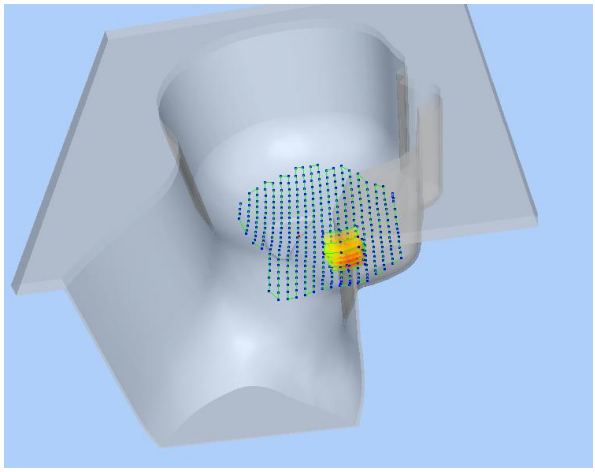	

MEASUREMENT 17

Type: Phone measurement (Complete)
Date of measurement: 12/10/2019
Measurement duration: 12 minutes 3 seconds
E-field Probe: SSE5 - SN 09/13 EP168; ConvF: 6.35; Calibrated: 05/22/2019

A. Experimental conditions

Area Scan	sam_direct_droit2_surf8mm.txt
Phantom	Right head
Device Position	Cheek
Band	GPRS1900_2TX
Channels	Middle
Signal	Duty Cycle: 1:4

B. SAR Measurement Results

Frequency (MHz)	1880.00000
Relative Permittivity (real part)	38.560124
Conductivity (S/m)	1.380369
Power Variation (%)	1.536272
Ambient Temperature	21.1
Liquid Temperature	21.3

SURFACE SAR	VOLUME SAR
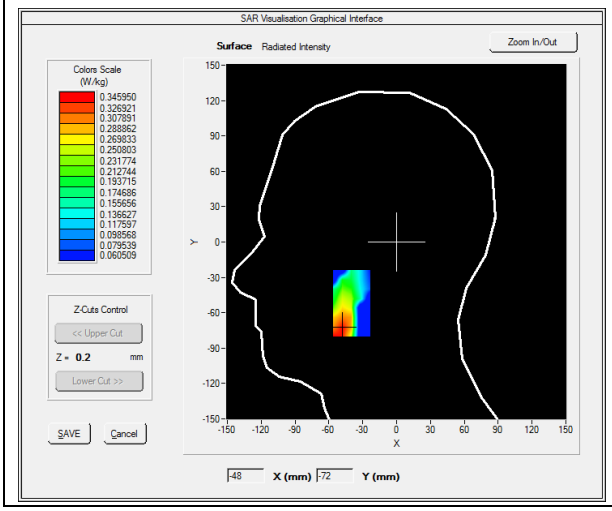	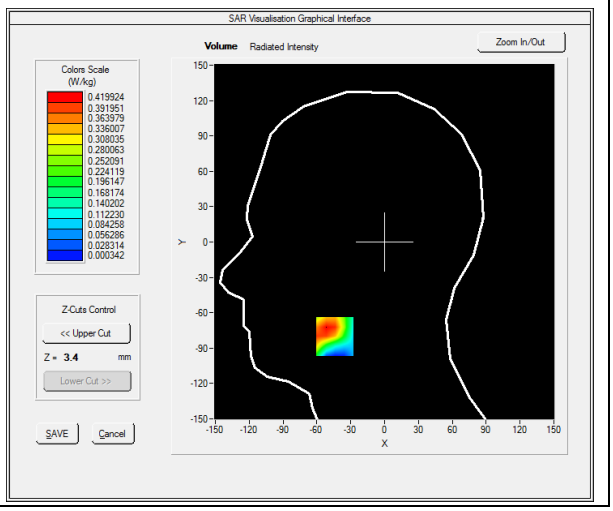

Maximum location: X=-44.00, Y=-80.00

SAR Peak: 0.73 W/kg

SAR 10g (W/Kg)	**0.239527**
SAR 1g (W/Kg)	**0.423578**

Z (mm)	**0.00**	**4.00**	**9.00**	**14.00**	**19.00**
SAR (W/Kg)	**1.6599**	**0.4199**	**0.0986**	**0.1395**	**0.0724**

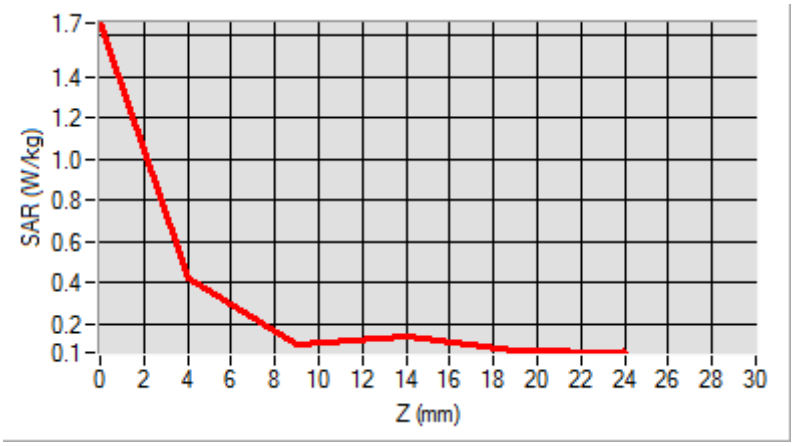

3D screen shot	**Hot spot position**
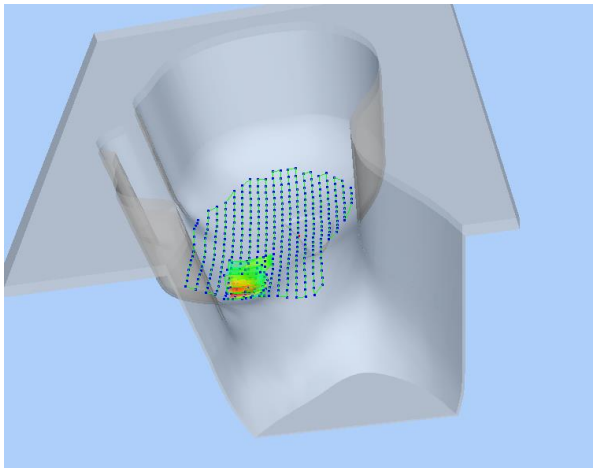	

MEASUREMENT 21

Type: Phone measurement (Complete)
Date of measurement: 12/10/2019
Measurement duration: 12 minutes 3 seconds
E-field Probe: SSE5 - SN 09/13 EP168; ConvF: 6.35; Calibrated: 05/22/2019

A. Experimental conditions

Area Scan	sam_direct_droit2_surf8mm.txt
Phantom	Right head
Device Position	Cheek
Band	WCDMA1900_RMC
Channels	Middle
Signal	Duty Cycle 1:1

B. SAR Measurement Results

Frequency (MHz)	1880.000000
Relative Permittivity (real part)	38.560124
Conductivity (S/m)	1.380369
Power Variation (%)	1.524540
Ambient Temperature	21.1
Liquid Temperature	21.3

SURFACE SAR	VOLUME SAR
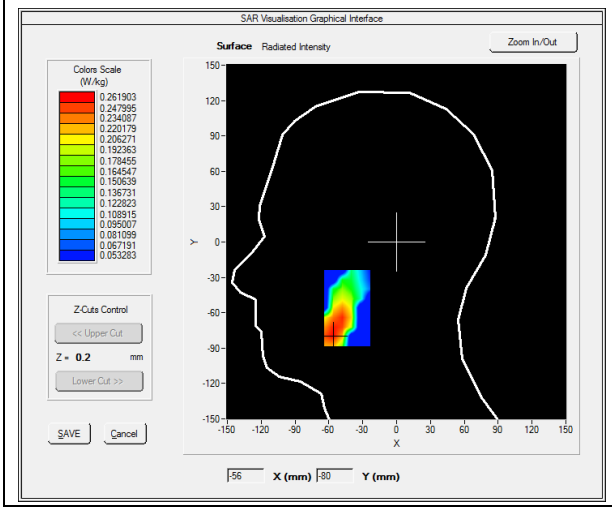	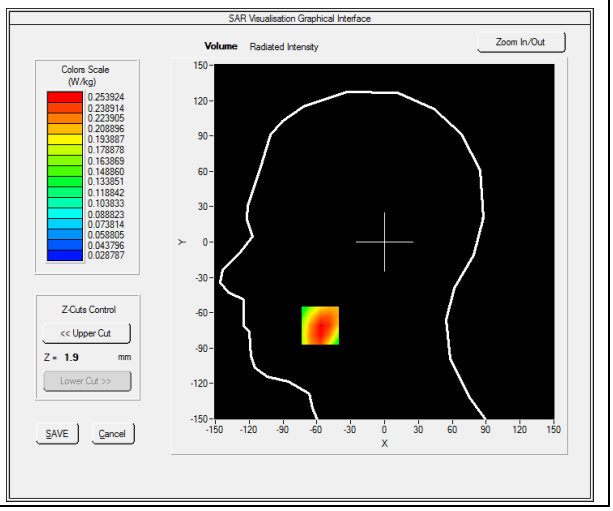

Maximum location: X=-57.00, Y=-71.00

SAR Peak: 0.38 W/kg

SAR 10g (W/Kg)	**0.151811**
SAR 1g (W/Kg)	**0.244129**

Z (mm)	**0.00**	**4.00**	**9.00**	**14.00**	**19.00**
SAR (W/Kg)	**0.3719**	**0.2539**	**0.1574**	**0.1010**	**0.0693**

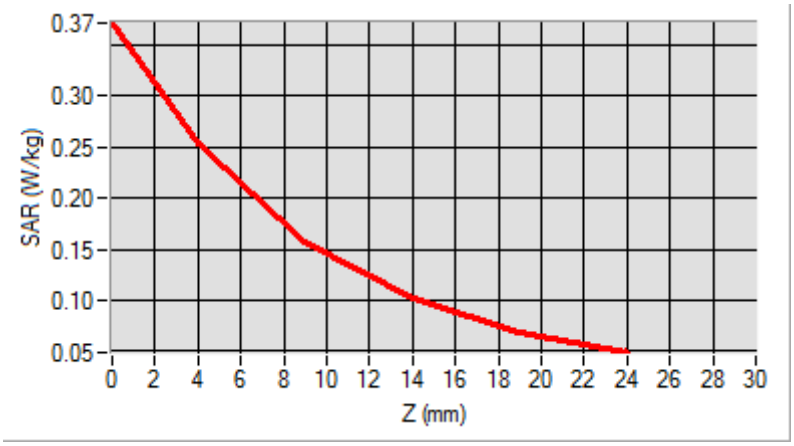

3D screen shot	**Hot spot position**
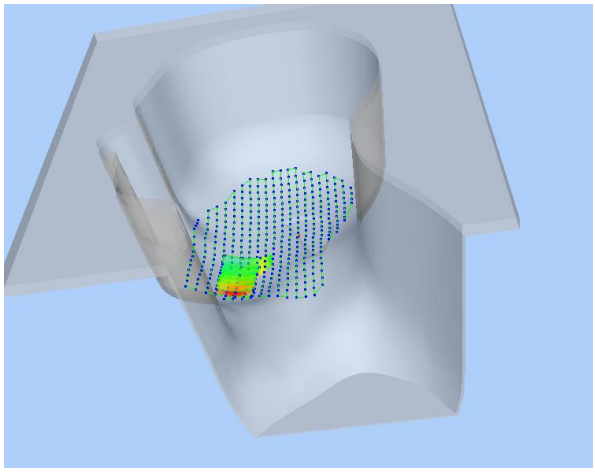	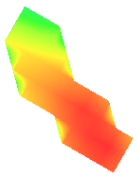

MEASUREMENT 27

Type: Phone measurement (Complete)
Date of measurement: 12/09/2019
Measurement duration: 12 minutes 3 seconds
E-field Probe: SSE5 - SN 09/13 EP168; ConvF: 6.93; Calibrated: 05/22/2019

A. Experimental conditions

Area Scan	sam_direct_droit2_surf8mm.txt
Phantom	Left head
Device Position	Cheek
Band	WCDMA850_RMC
Channels	Low
Signal	Duty Cycle 1:1

B. SAR Measurement Results

Frequency (MHz)	826.400000
Relative Permittivity (real part)	41.110245
Conductivity (S/m)	0.871245
Power Variation (%)	1.342427
Ambient Temperature	21.1
Liquid Temperature	21.3

SURFACE SAR	VOLUME SAR
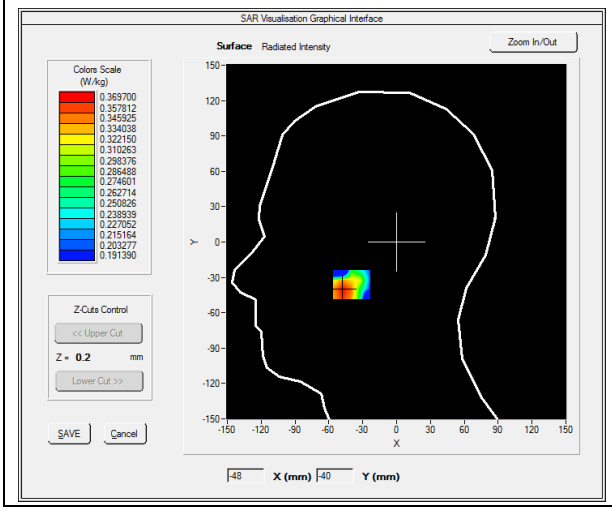	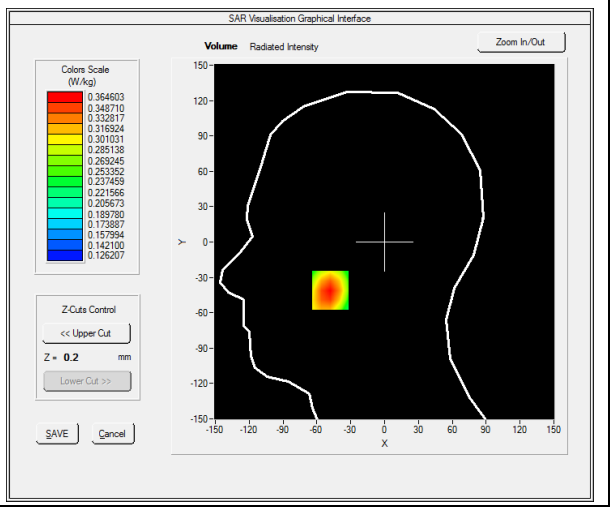

Maximum location: X=-48.00, Y=-41.00

SAR Peak: 0.43 W/kg

SAR 10g (W/Kg)	**0.289165**
SAR 1g (W/Kg)	**0.354625**

Z (mm)	**0.00**	**4.00**	**9.00**	**14.00**	**19.00**
SAR (W/Kg)	**0.4276**	**0.3646**	**0.3070**	**0.2704**	**0.2493**

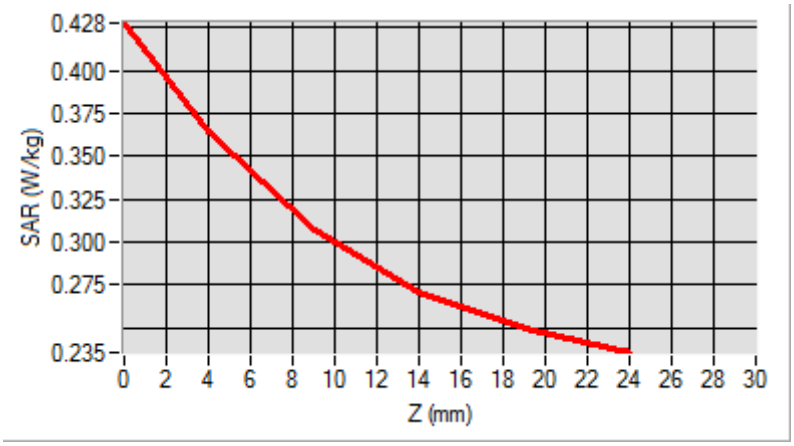

3D screen shot	**Hot spot position**
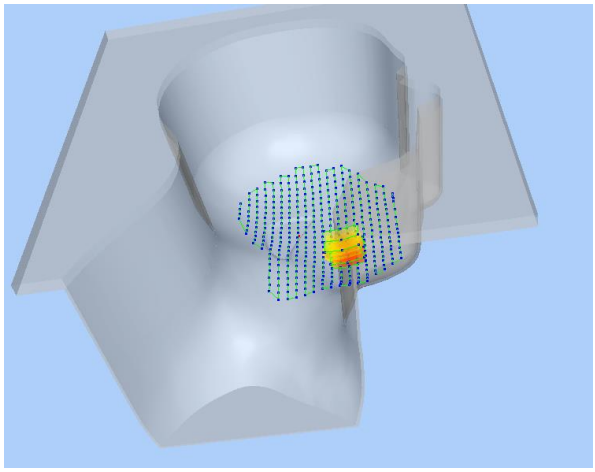	

MEASUREMENT 29

Type: Phone measurement (Complete)
Date of measurement: 12/10/2019
Measurement duration: 12 minutes 3 seconds
E-field Probe: SSE5 - SN 09/13 EP168; ConvF: 5.84; Calibrated: 05/22/2019

A. Experimental conditions

Area Scan	sam_direct_droit2_surf8mm.txt
Phantom	Right head
Device Position	Cheek
Band	WCDMA1700_RMC
Channels	High
Signal	Duty Cycle 1:1

B. SAR Measurement Results

Frequency (MHz)	1752.600000
Relative Permittivity (real part)	39.024890
Conductivity (S/m)	1.371250
Power Variation (%)	1.342427
Ambient Temperature	21.1
Liquid Temperature	21.3

SURFACE SAR	VOLUME SAR
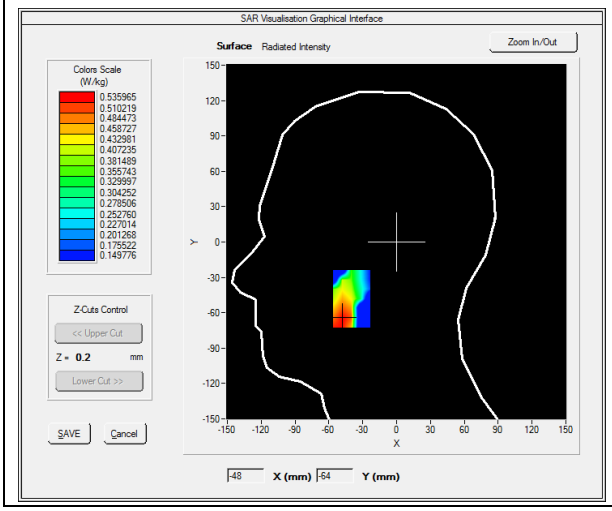	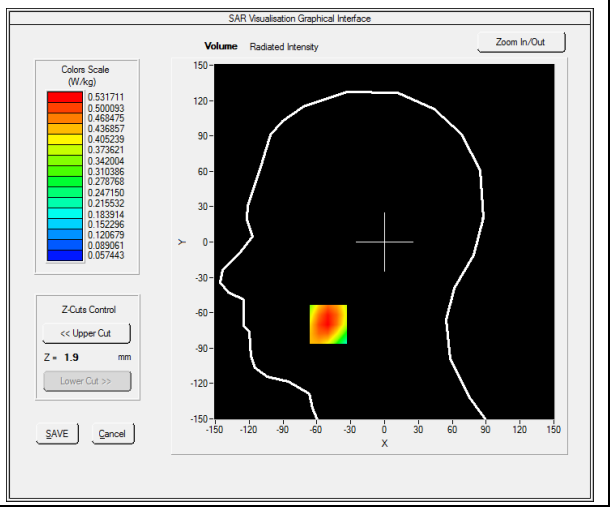

Maximum location: X=-50.00, Y=-70.00

SAR Peak: 0.77 W/kg

SAR 10g (W/Kg)	**0.325550**
SAR 1g (W/Kg)	**0.509341**

Z (mm)	**0.00**	**4.00**	**9.00**	**14.00**	**19.00**
SAR (W/Kg)	**0.7604**	**0.5317**	**0.3413**	**0.2276**	**0.1619**

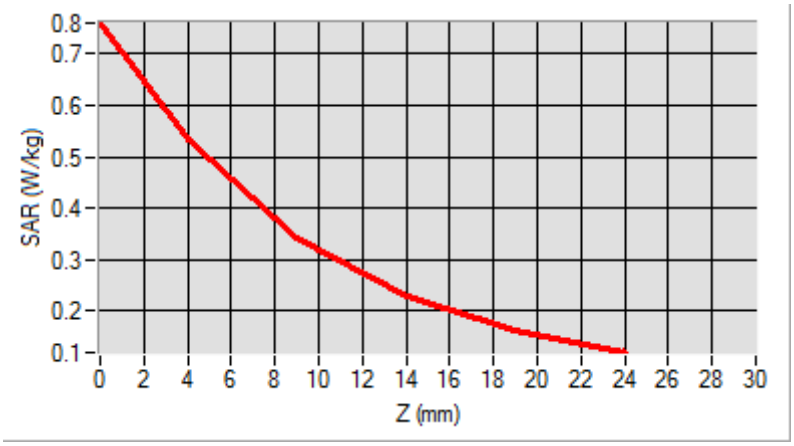

3D screen shot	**Hot spot position**
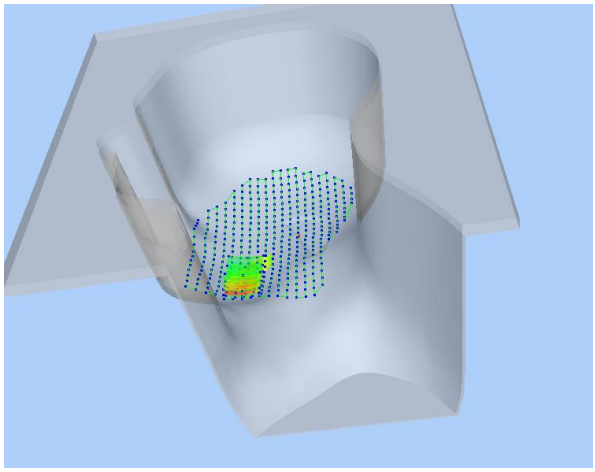	

MEASUREMENT 33

Type: Phone measurement (Complete)
Date of measurement: 12/10/2019
Measurement duration: 12 minutes 3 seconds
E-field Probe: SSE5 - SN 09/13 EP168; ConvF: 6.35; Calibrated: 05/22/2019

A. Experimental conditions

Area Scan	sam_direct_droit2_surf8mm.txt
Phantom	Right head
Device Position	Cheek
Band	LTE Band 2_RMC
Channels	QPSK, 20MHz, 1RB, Low
Signal	Duty Cycle 1:1

B. SAR Measurement Results

Frequency (MHz)	1860.000000
Relative Permittivity (real part)	38.560124
Conductivity (S/m)	1.380369
Power Variation (%)	1.743564
Ambient Temperature	21.1
Liquid Temperature	21.3

SURFACE SAR	VOLUME SAR
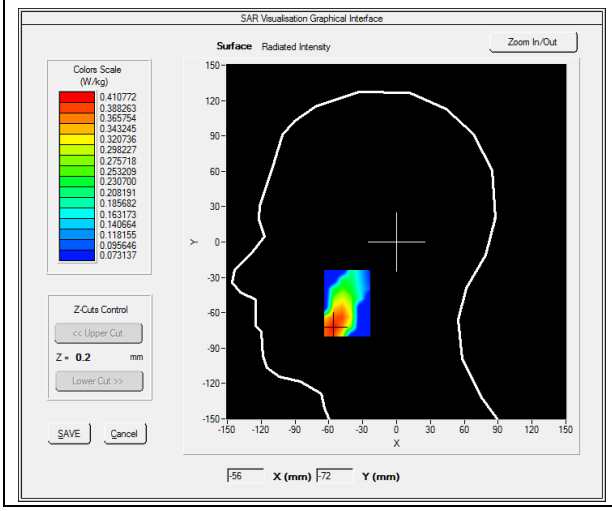	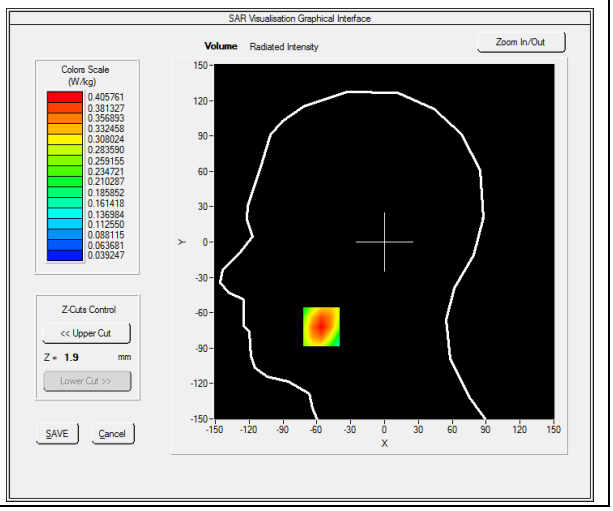

Maximum location: X=-56.00, Y=-72.00

SAR Peak: 0.62 W/kg

SAR 10g (W/Kg)	**0.230981**
SAR 1g (W/Kg)	**0.384955**

Z (mm)	**0.00**	**4.00**	**9.00**	**14.00**	**19.00**
SAR (W/Kg)	**0.6178**	**0.4058**	**0.2390**	**0.1474**	**0.0997**

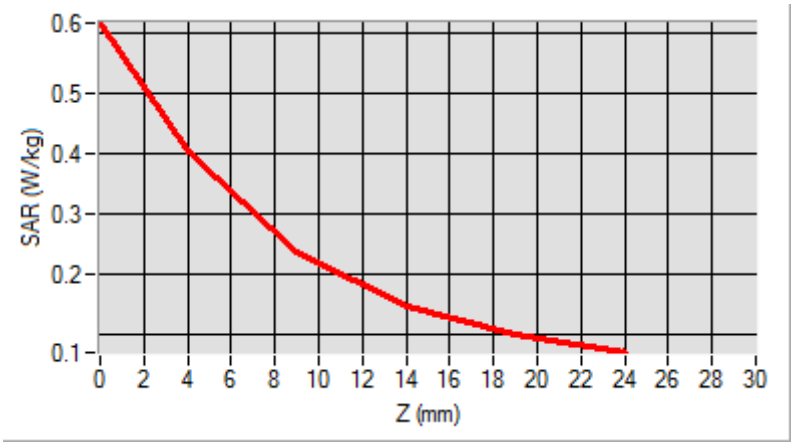

3D screen shot	**Hot spot position**
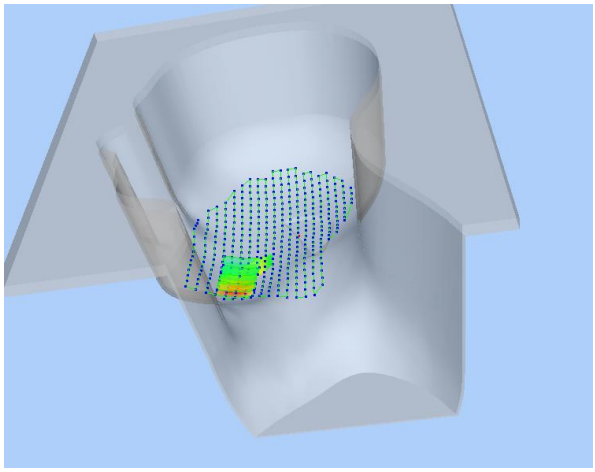	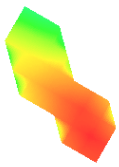

MEASUREMENT 41

Type: Phone measurement (Complete)
Date of measurement: 12/10/2019
Measurement duration: 12 minutes 3 seconds
E-field Probe: SSE5 - SN 09/13 EP168; ConvF: 5.84; Calibrated: 05/22/2019

A. Experimental conditions

Area Scan	sam_direct_droit2_surf8mm.txt
Phantom	Right head
Device Position	Cheek
Band	LTE Band 4_RMC
Channels	QPSK, 20MHz, 1RB,Low
Signal	Duty Cycle 1:1

B. SAR Measurement Results

Frequency (MHz)	1720.000000
Relative Permittivity (real part)	39.024890
Conductivity (S/m)	1.371250
Power Variation (%)	1.374628
Ambient Temperature	21.1
Liquid Temperature	21.2

SURFACE SAR	VOLUME SAR
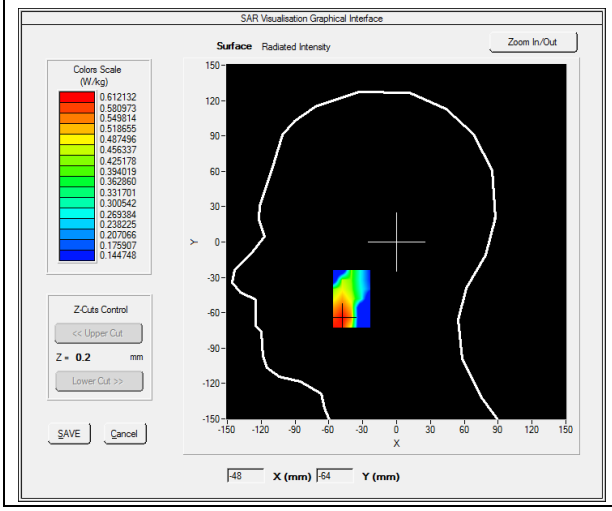	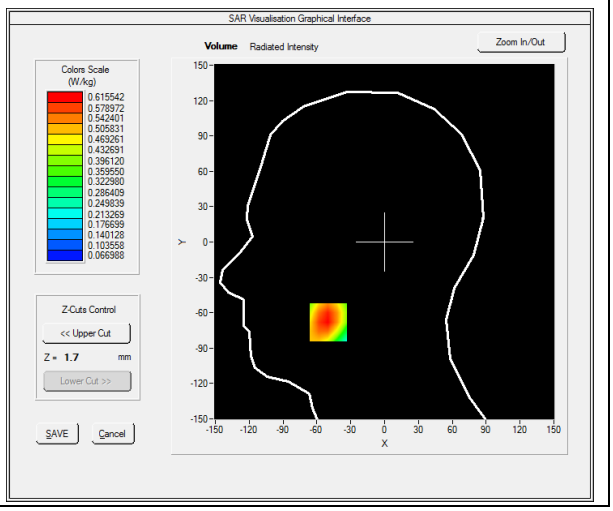

Maximum location: X=-50.00, Y=-68.00

SAR Peak: 0.91 W/kg

SAR 10g (W/Kg)	**0.367989**
SAR 1g (W/Kg)	**0.589508**

Z (mm)	**0.00**	**4.00**	**9.00**	**14.00**	**19.00**
SAR (W/Kg)	**0.9036**	**0.6155**	**0.3821**	**0.2483**	**0.1750**

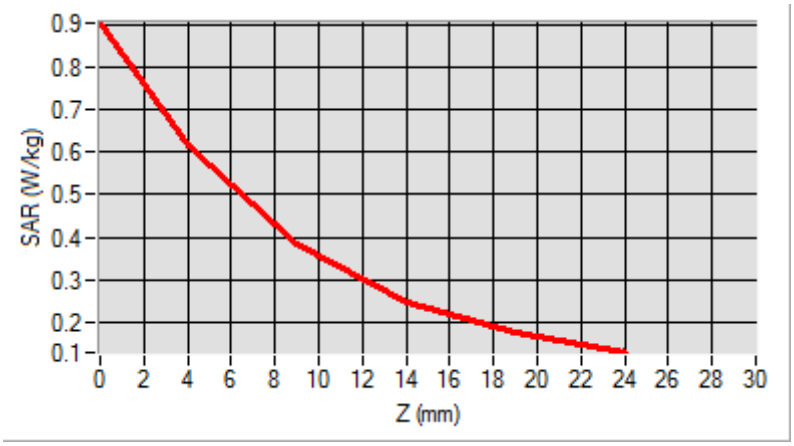

3D screen shot	**Hot spot position**
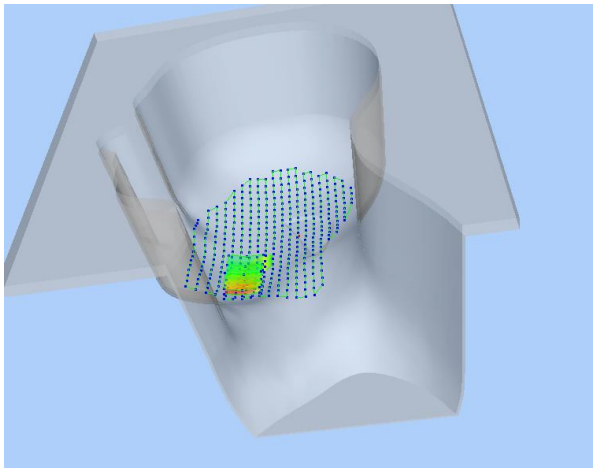	

MEASUREMENT 51

Type: Phone measurement (Complete)
Date of measurement: 12/09/2019
Measurement duration: 12 minutes 3 seconds
E-field Probe: SSE5 - SN 09/13 EP168; ConvF: 6.93; Calibrated: 05/22/2019

A. Experimental conditions

Area Scan	sam_direct_droit2_surf8mm.txt
Phantom	Left head
Device Position	Cheek
Band	LTE Band 5_RMC
Channels	QPSK, 10MHz, 1RB, Low
Signal	Duty Cycle 1:1

B. SAR Measurement Results

Frequency (MHz)	829.000000
Relative Permittivity (real part)	41.110245
Conductivity (S/m)	0.871245
Power Variation (%)	0.924535
Ambient Temperature	21.1
Liquid Temperature	21.2

SURFACE SAR	VOLUME SAR
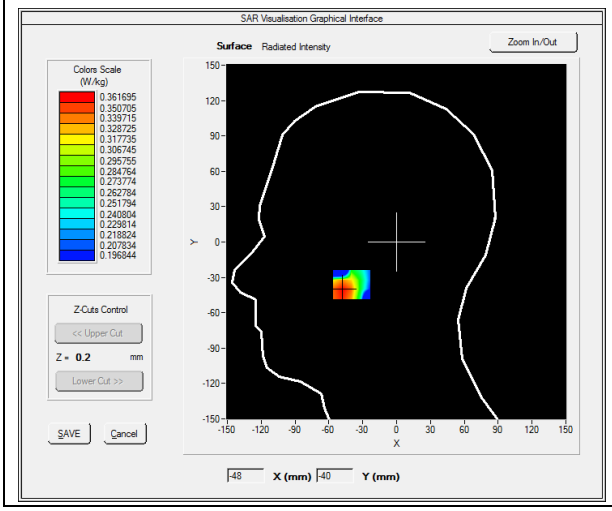	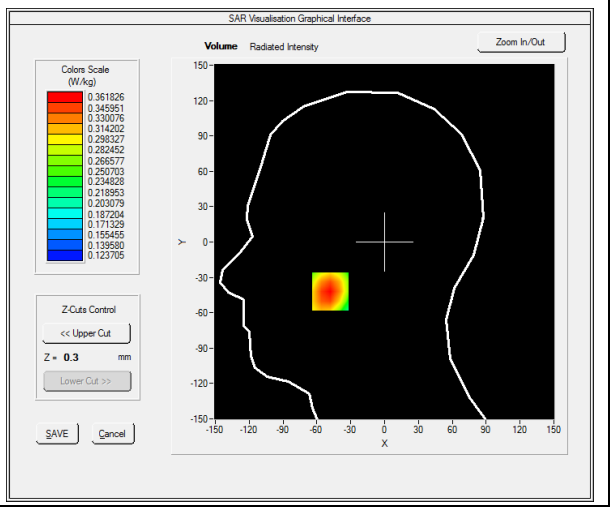

Maximum location: X=-48.00, Y=-42.00

SAR Peak: 0.43 W/kg

SAR 10g (W/Kg)	**0.289682**
SAR 1g (W/Kg)	**0.352414**

Z (mm)	**0.00**	**4.00**	**9.00**	**14.00**	**19.00**
SAR (W/Kg)	**0.4253**	**0.3618**	**0.3047**	**0.2695**	**0.2507**

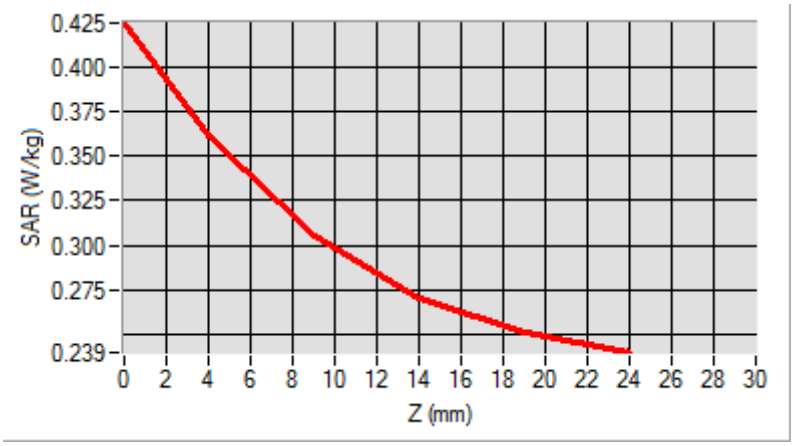

3D screen shot	**Hot spot position**
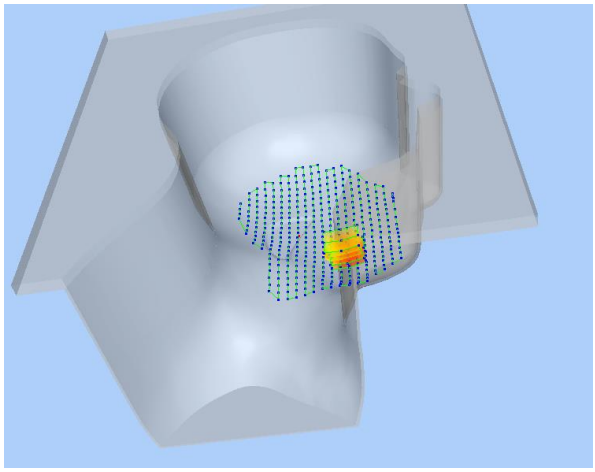	

MEASUREMENT 57

Type: Phone measurement (Complete)
Date of measurement: 12/11/2019
Measurement duration: 12 minutes 3 seconds
E-field Probe: SSE5 - SN 09/13 EP168; ConvF: 5.37; Calibrated: 05/22/2019

A. Experimental conditions

Area Scan	sam_direct_droit2_surf8mm.txt
Phantom	Right head
Device Position	Cheek
Band	LTE Band 7_RMC
Channels	QPSK, 20MHz, 1RB, Low
Signal	Duty Cycle 1:1

B. SAR Measurement Results

Frequency (MHz)	2510.000000
Relative Permittivity (real part)	38.631092
Conductivity (S/m)	1.930182
Power Variation (%)	0.924535
Ambient Temperature	21.1
Liquid Temperature	21.2

SURFACE SAR	VOLUME SAR
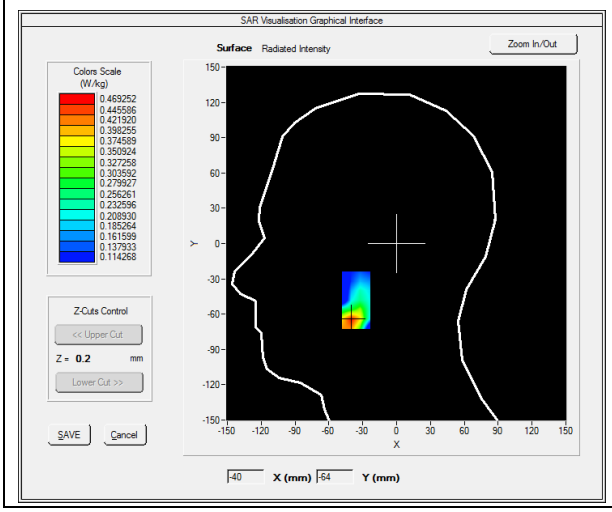	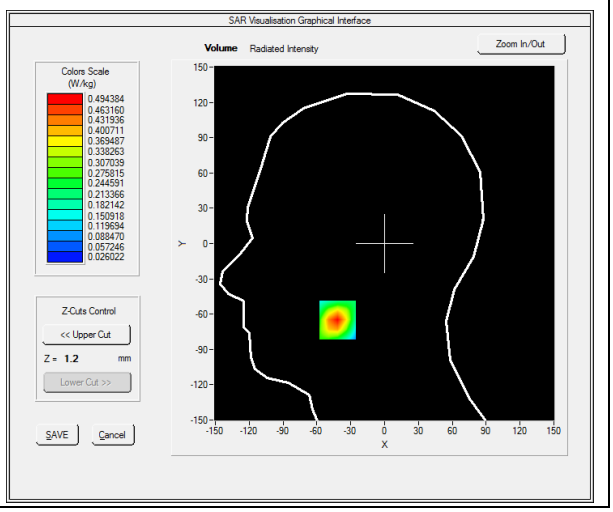

Maximum location: X=-40.00, Y=-65.00

SAR Peak: 0.89 W/kg

SAR 10g (W/Kg)	**0.228165**
SAR 1g (W/Kg)	**0.462731**

Z (mm)	**0.00**	**4.00**	**9.00**	**14.00**	**19.00**
SAR (W/Kg)	**0.8840**	**0.4944**	**0.2264**	**0.1065**	**0.0593**

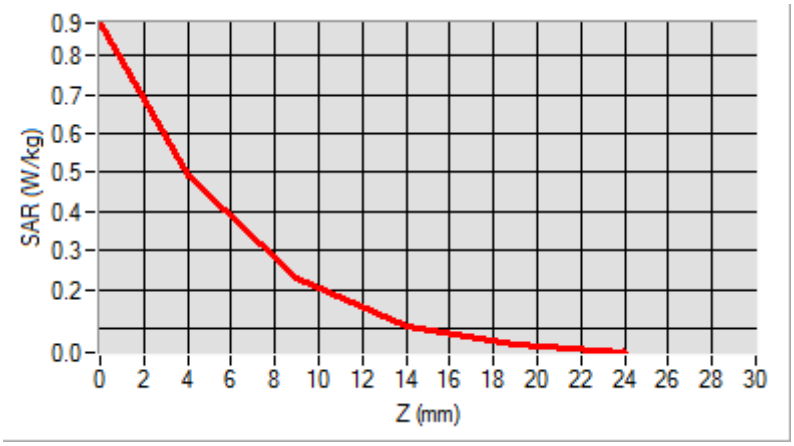

3D screen shot	**Hot spot position**
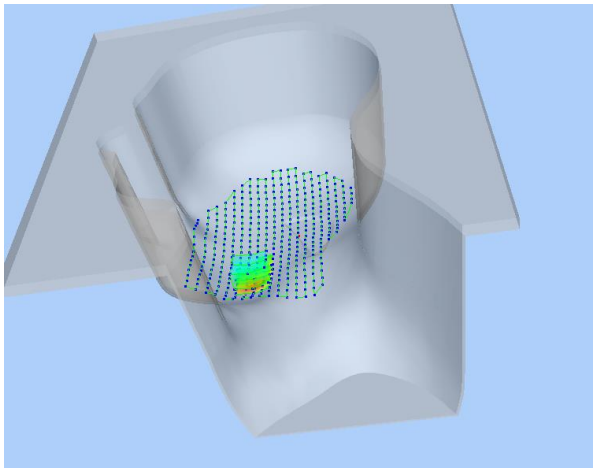	

MEASUREMENT 67

Type: Phone measurement (Complete)
Date of measurement: 12/09/2019
Measurement duration: 12 minutes 3 seconds
E-field Probe: SSE5 - SN 09/13 EP168; ConvF: 6.99; Calibrated: 05/22/2019

A. Experimental conditions

Area Scan	sam_direct_droit2_surf8mm.txt
Phantom	Left head
Device Position	Cheek
Band	LTE Band 12_RMC
Channels	QPSK, 10MHz, 1RB, Low
Signal	Duty Cycle 1:1

B. SAR Measurement Results

Frequency (MHz)	704.000000
Relative Permittivity (real part)	41.320574
Conductivity (S/m)	0.862373
Power Variation (%)	0.924535
Ambient Temperature	21.1
Liquid Temperature	21.2

SURFACE SAR	VOLUME SAR
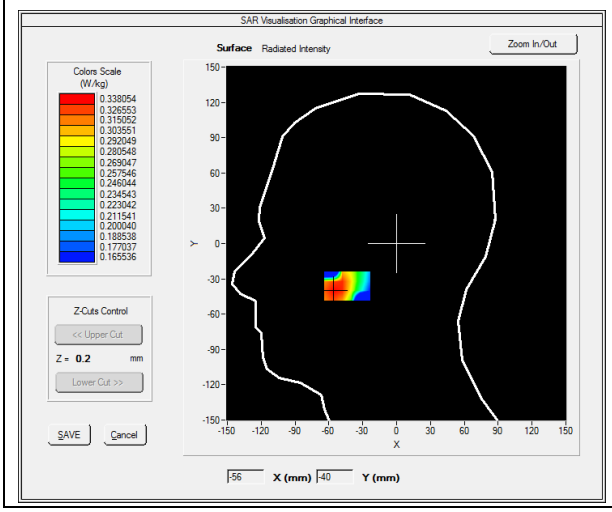	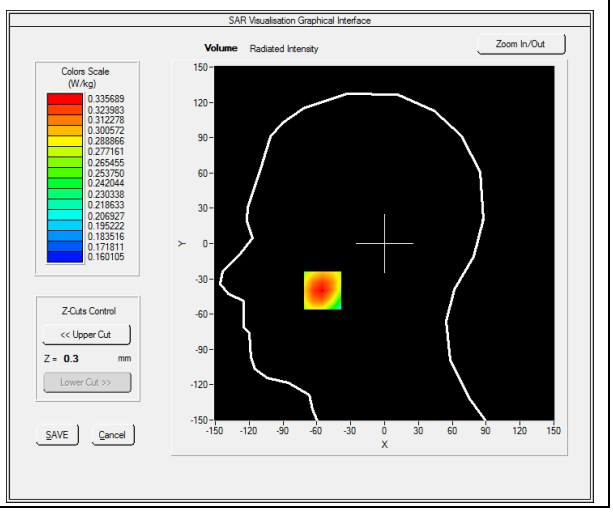

Maximum location: X=-55.00, Y=-40.00

SAR Peak: 0.36 W/kg

SAR 10g (W/Kg)	**0.310573**
SAR 1g (W/Kg)	**0.349043**

Z (mm)	**0.00**	**4.00**	**9.00**	**14.00**	**19.00**
SAR (W/Kg)	**0.3559**	**0.3357**	**0.3128**	**0.2926**	**0.2745**

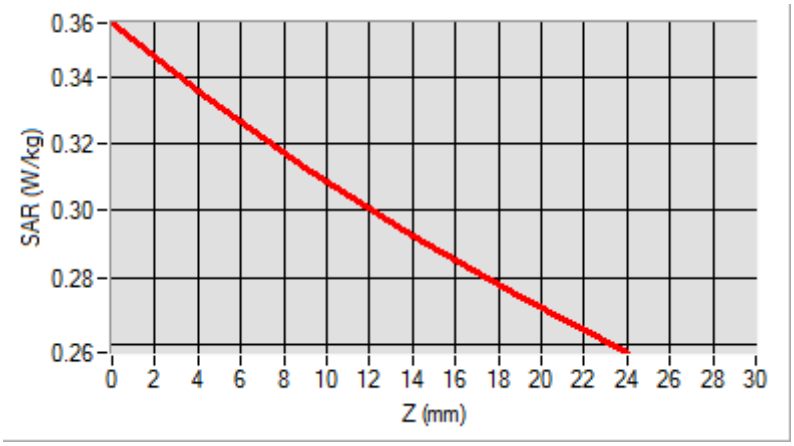

3D screen shot	**Hot spot position**
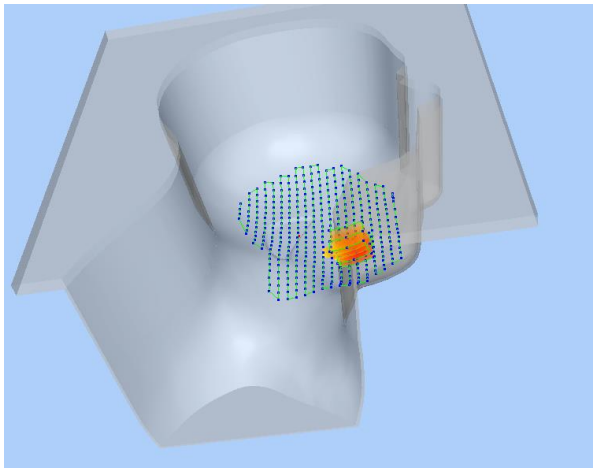	

MEASUREMENT 75

Type: Phone measurement (Complete)
Date of measurement: 12/09/2019
Measurement duration: 12 minutes 3 seconds
E-field Probe: SSE5 - SN 09/13 EP168; ConvF: 6.99; Calibrated: 05/22/2019

A. Experimental conditions

Area Scan	sam_direct_droit2_surf8mm.txt
Phantom	Left head
Device Position	Cheek
Band	LTE Band 13_RMC
Channels	QPSK, 10MHz, 1RB, Middle
Signal	Duty Cycle 1:1

B. SAR Measurement Results

Frequency (MHz)	782.000000
Relative Permittivity (real part)	41.320574
Conductivity (S/m)	0.862373
Power Variation (%)	0.924535
Ambient Temperature	21.1
Liquid Temperature	21.2

SURFACE SAR	VOLUME SAR
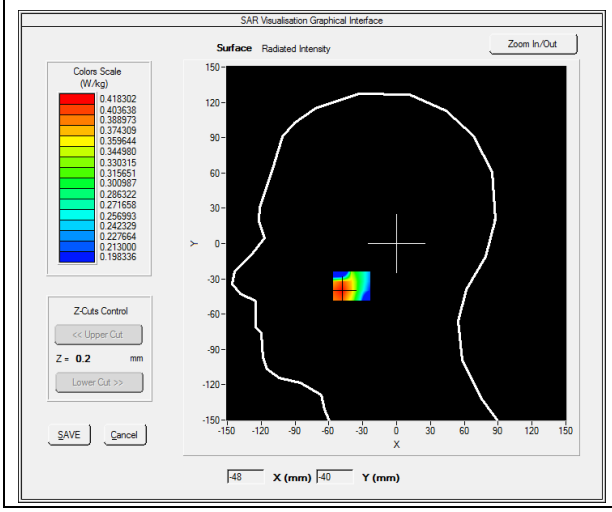	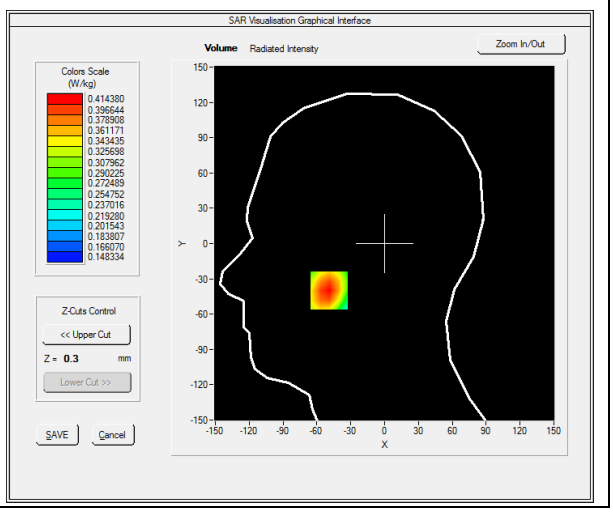

Maximum location: X=-49.00, Y=-40.00

SAR Peak: 0.48 W/kg

SAR 10g (W/Kg)	**0.337548**
SAR 1g (W/Kg)	**0.404122**

Z (mm)	**0.00**	**4.00**	**9.00**	**14.00**	**19.00**
SAR (W/Kg)	**0.4759**	**0.4144**	**0.3572**	**0.3199**	**0.2976**

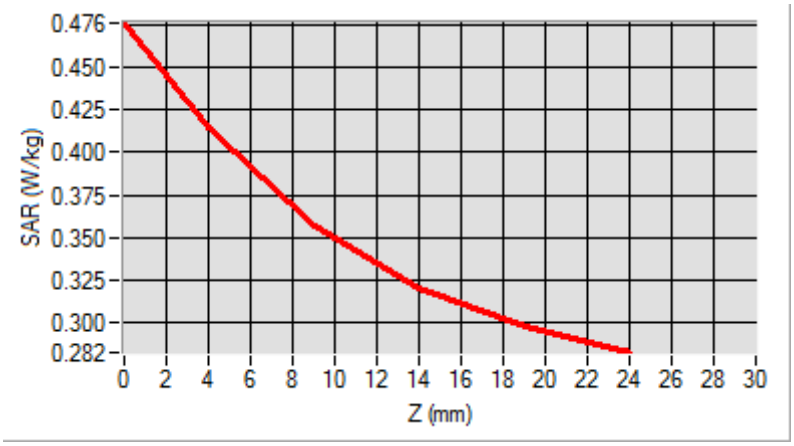

3D screen shot	**Hot spot position**
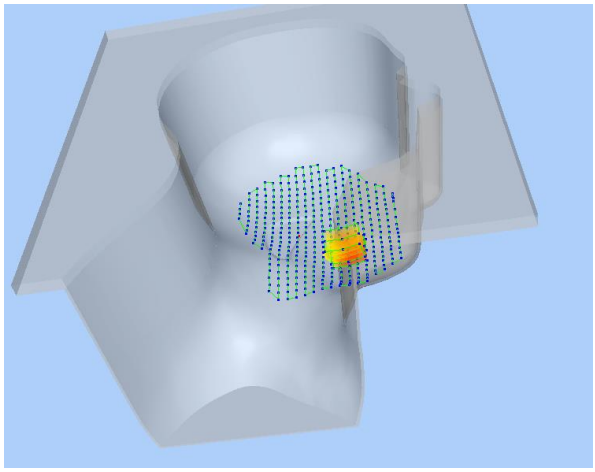	

MEASUREMENT 83

Type: Phone measurement (Complete)
Date of measurement: 12/09/2019
Measurement duration: 12 minutes 3 seconds
E-field Probe: SSE5 - SN 09/13 EP168; ConvF: 6.99; Calibrated: 05/22/2019

A. Experimental conditions

Area Scan	sam_direct_droit2_surf8mm.txt
Phantom	Left head
Device Position	Cheek
Band	LTE Band 17_RMC
Channels	QPSK, 10MHz, 1RB, Low
Signal	Duty Cycle 1:1

B. SAR Measurement Results

Frequency (MHz)	709.000000
Relative Permittivity (real part)	41.320574
Conductivity (S/m)	0.862373
Power Variation (%)	0.924535
Ambient Temperature	21.1
Liquid Temperature	21.2

SURFACE SAR	VOLUME SAR
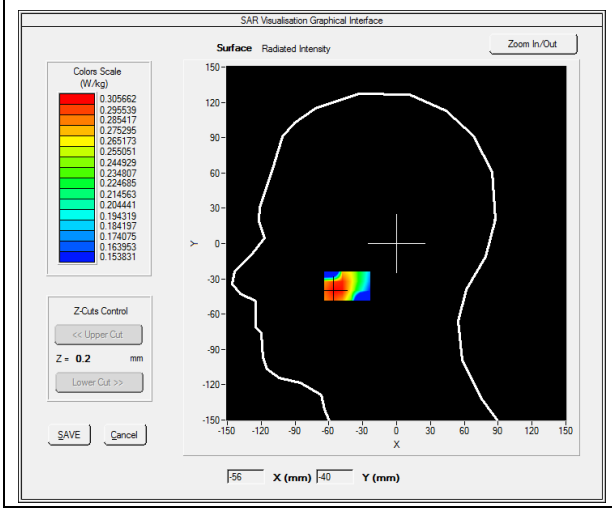	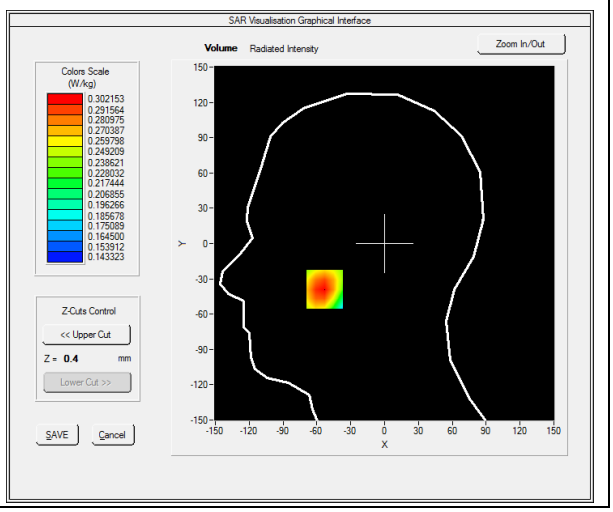

Maximum location: X=-53.00, Y=-39.00

SAR Peak: 0.32 W/kg

SAR 10g (W/Kg)	**0.270356**
SAR 1g (W/Kg)	**0.303662**

Z (mm)	**0.00**	**4.00**	**9.00**	**14.00**	**19.00**
SAR (W/Kg)	**0.3197**	**0.3022**	**0.2824**	**0.2649**	**0.2495**

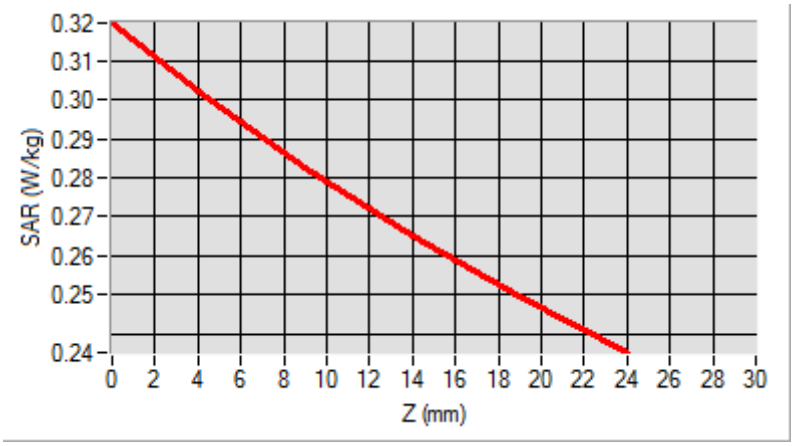

3D screen shot	**Hot spot position**
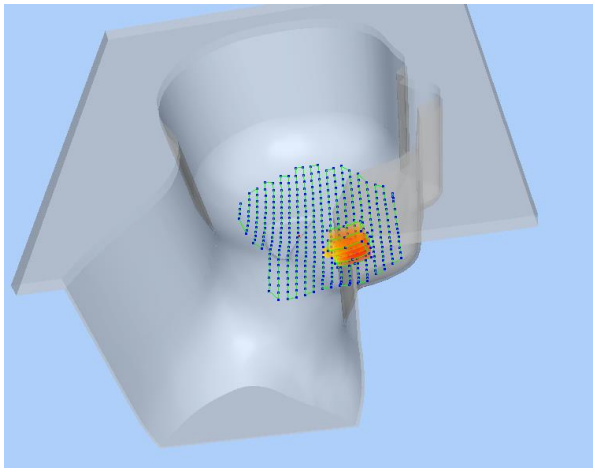	

MEASUREMENT 89

Type: Phone measurement (Complete)
Date of measurement: 12/10/2019
Measurement duration: 12 minutes 3 seconds
E-field Probe: SSE5 - SN 09/13 EP168; ConvF: 6.35; Calibrated: 05/22/2019

A. Experimental conditions

Area Scan	sam_direct_droit2_surf8mm.txt
Phantom	Right head
Device Position	Cheek
Band	LTE Band 25_RMC
Channels	QPSK, 10MHz, 1RB, Low
Signal	Duty Cycle 1:1

B. SAR Measurement Results

Frequency (MHz)	1860.000000
Relative Permittivity (real part)	38.560124
Conductivity (S/m)	1.380369
Power Variation (%)	1.743564
Ambient Temperature	21.1
Liquid Temperature	21.3

SURFACE SAR	VOLUME SAR
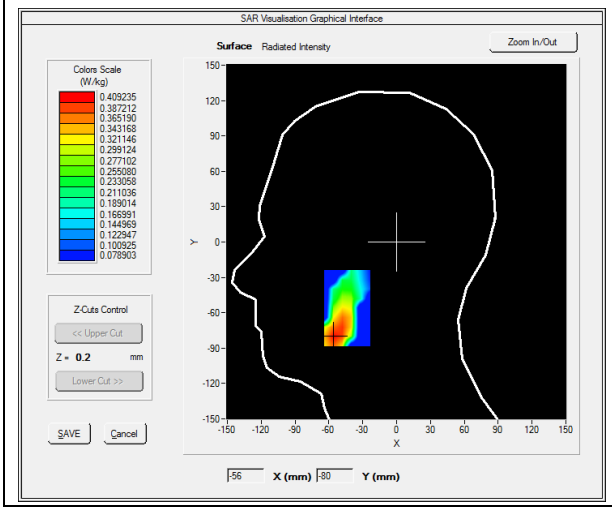	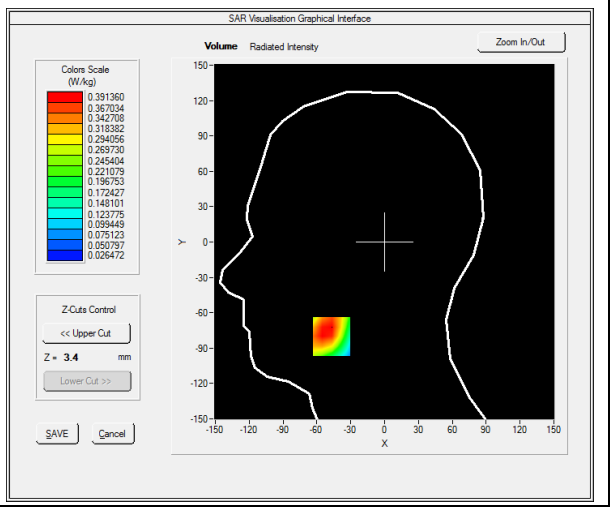

Maximum location: X=-47.00, Y=-80.00

SAR Peak: 0.60 W/kg

SAR 10g (W/Kg)	**0.234820**
SAR 1g (W/Kg)	**0.383529**

Z (mm)	**0.00**	**4.00**	**9.00**	**14.00**	**19.00**
SAR (W/Kg)	**1.0310**	**0.3914**	**0.1870**	**0.1582**	**0.0897**

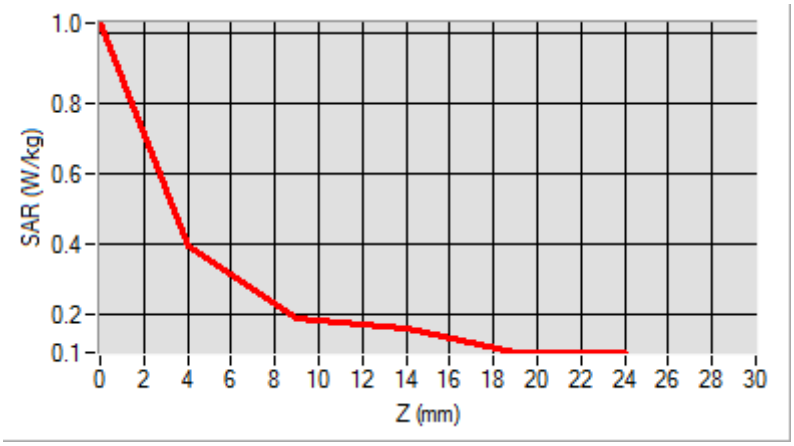

3D screen shot	**Hot spot position**
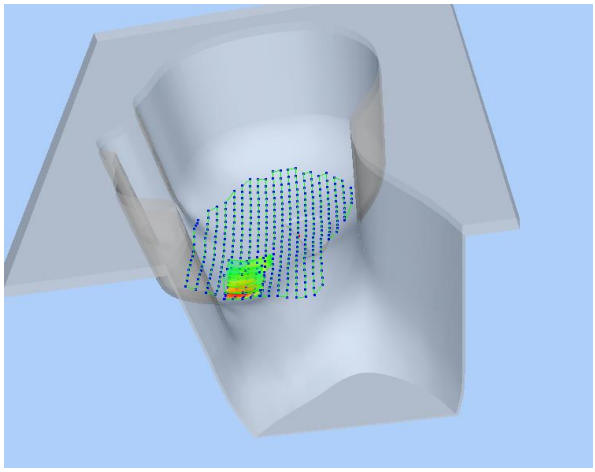	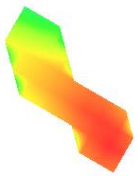

MEASUREMENT 99

Type: Phone measurement (Complete)
Date of measurement: 12/09/2019
Measurement duration: 12 minutes 3 seconds
E-field Probe: SSE5 - SN 09/13 EP168; ConvF: 6.93; Calibrated: 05/22/2019

A. Experimental conditions

Area Scan	sam_direct_droit2_surf8mm.txt
Phantom	Left head
Device Position	Cheek
Band	LTE Band 26(814-824MHz)_RMC
Channels	QPSK, 10MHz, 1RB, Middle
Signal	Duty Cycle 1:1

B. SAR Measurement Results

Frequency (MHz)	819.000000
Relative Permittivity (real part)	41.110245
Conductivity (S/m)	0.871245
Power Variation (%)	0.821534
Ambient Temperature	21.1
Liquid Temperature	21.2

SURFACE SAR	VOLUME SAR
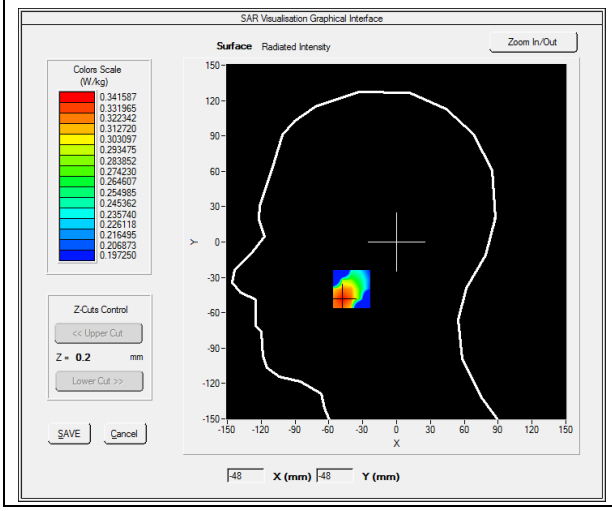	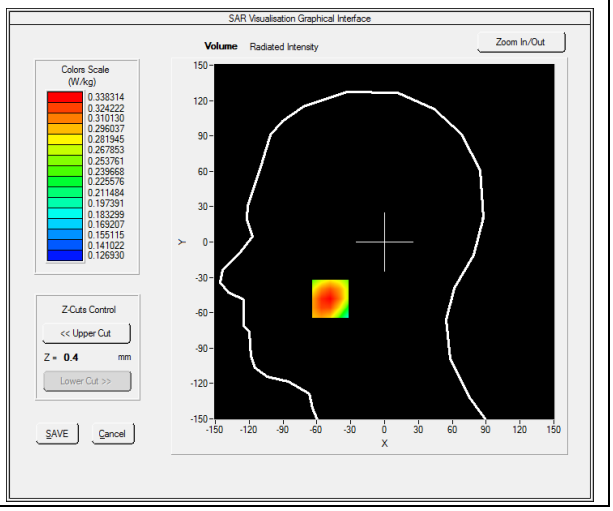

Maximum location: X=-48.00, Y=-48.00

SAR Peak: 0.38 W/kg

SAR 10g (W/Kg)	**0.281936**
SAR 1g (W/Kg)	**0.331578**

Z (mm)	**0.00**	**4.00**	**9.00**	**14.00**	**19.00**
SAR (W/Kg)	**0.3789**	**0.3383**	**0.2992**	**0.2723**	**0.2546**

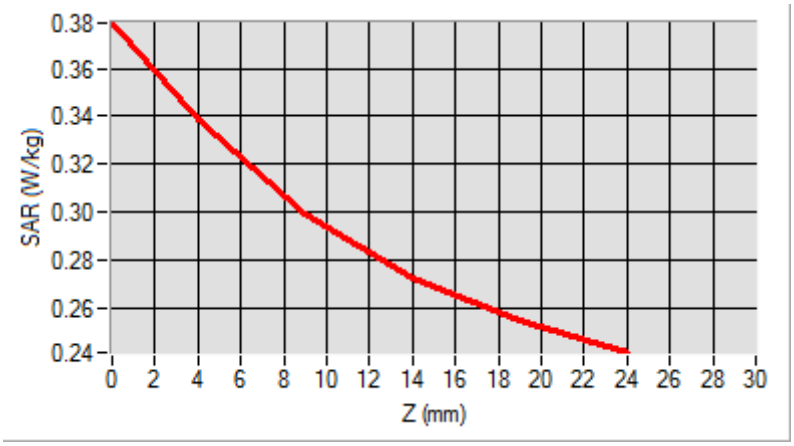

3D screen shot	**Hot spot position**
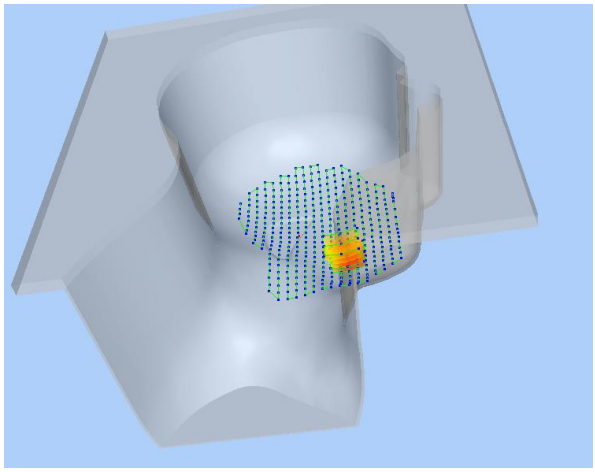	

MEASUREMENT 107

Type: Phone measurement (Complete)
Date of measurement: 12/09/2019
Measurement duration: 12 minutes 3 seconds
E-field Probe: SSE5 - SN 09/13 EP168; ConvF: 6.93; Calibrated: 05/22/2019

A. Experimental conditions

Area Scan	sam_direct_droit2_surf8mm.txt
Phantom	Left head
Device Position	Cheek
Band	LTE Band 26(824-849MHz)_RMC
Channels	QPSK, 10MHz, 1RB, Middle
Signal	Duty Cycle 1:1

B. SAR Measurement Results

Frequency (MHz)	831.000000
Relative Permittivity (real part)	41.110245
Conductivity (S/m)	0.871245
Power Variation (%)	0.821534
Ambient Temperature	21.1
Liquid Temperature	21.2

SURFACE SAR	VOLUME SAR
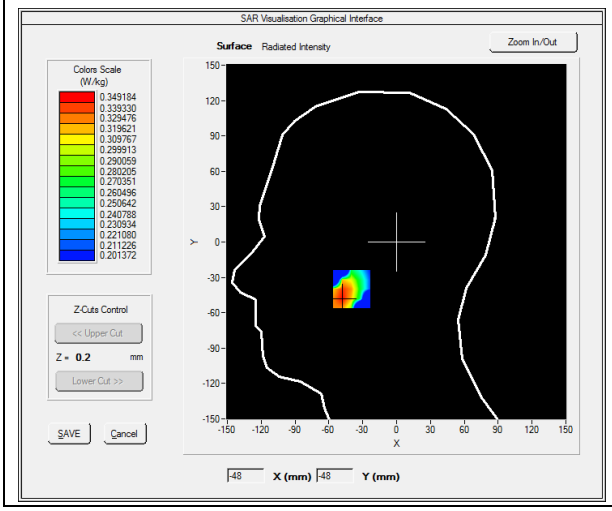	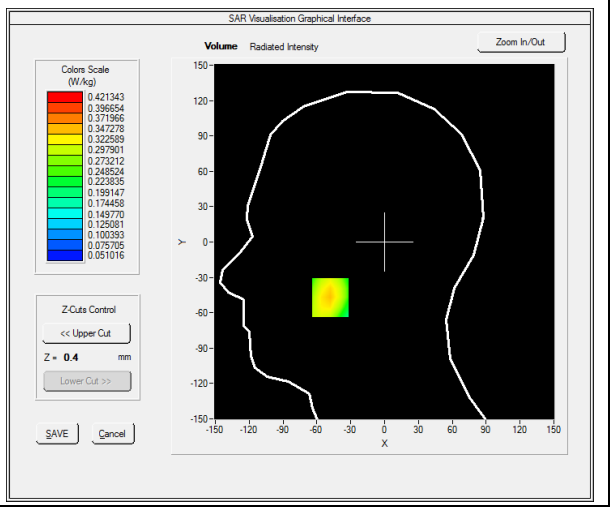

Maximum location: X=-48.00, Y=-47.00

SAR Peak: 0.87 W/kg

SAR 10g (W/Kg)	**0.261292**
SAR 1g (W/Kg)	**0.425461**

Z (mm)	**0.00**	**4.00**	**9.00**	**14.00**	**19.00**
SAR (W/Kg)	**0.8662**	**0.3433**	**0.0883**	**0.0510**	**0.1162**

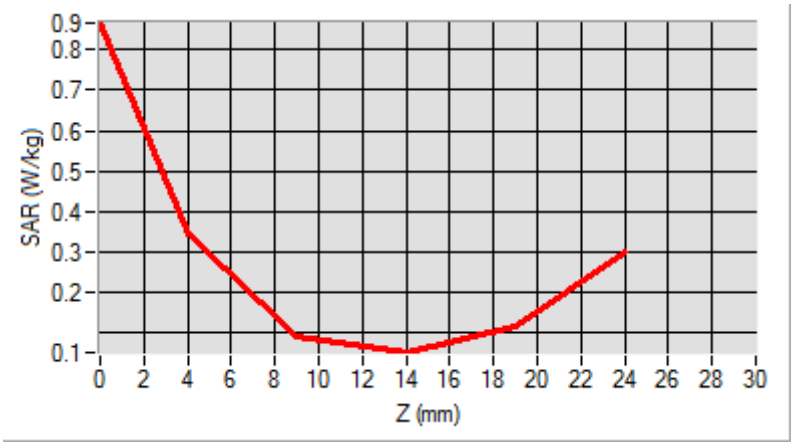

3D screen shot	**Hot spot position**
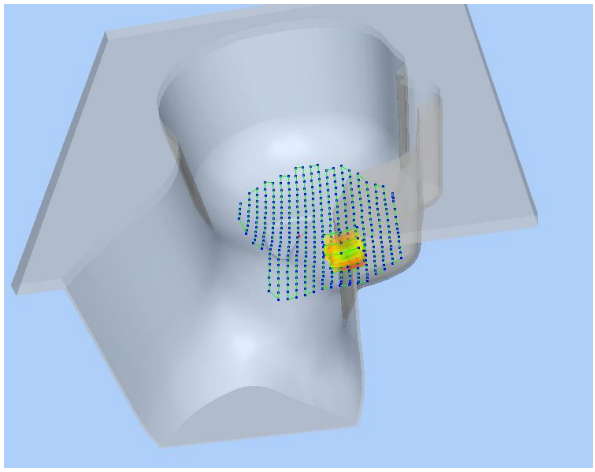	

MEASUREMENT 113

Type: Phone measurement (Complete)
Date of measurement: 12/11/2019
Measurement duration: 12 minutes 3 seconds
E-field Probe: SSE5 - SN 09/13 EP168; ConvF: 5.37; Calibrated: 05/22/2019

A. Experimental conditions

Area Scan	sam_direct_droit2_surf8mm.txt
Phantom	Right head
Device Position	Cheek
Band	LTE Band 30_RMC
Channels	QPSK, 10MHz, 1RB, Middle
Signal	Duty Cycle 1:1

B. SAR Measurement Results

Frequency (MHz)	2310.000000
Relative Permittivity (real part)	38.153660
Conductivity (S/m)	1.740236
Power Variation (%)	3.027673
Ambient Temperature	21.1
Liquid Temperature	21.2

SURFACE SAR	VOLUME SAR
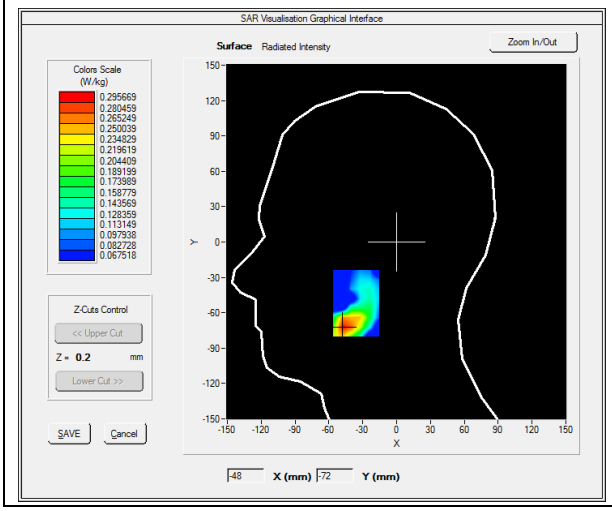	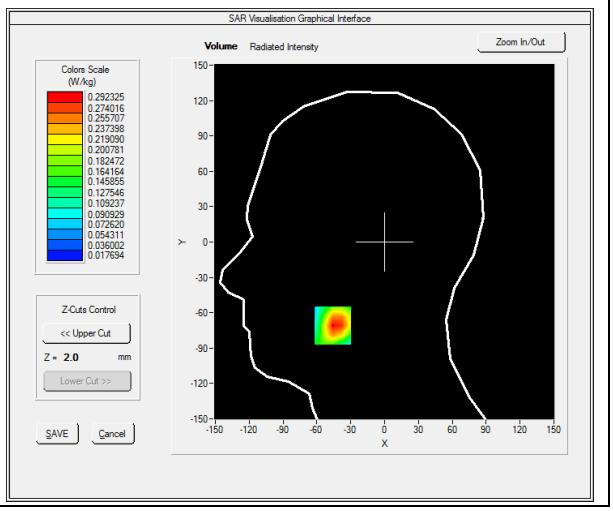

Maximum location: X=-46.00, Y=-71.00

SAR Peak: 0.50 W/kg

SAR 10g (W/Kg)	**0.148302**
SAR 1g (W/Kg)	**0.280344**

Z (mm)	**0.00**	**4.00**	**9.00**	**14.00**	**19.00**
SAR (W/Kg)	**0.4860**	**0.2923**	**0.1504**	**0.0801**	**0.0481**

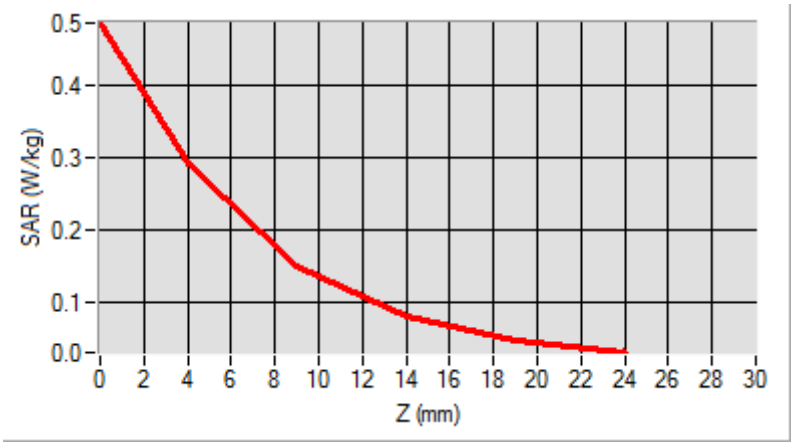

3D screen shot	**Hot spot position**
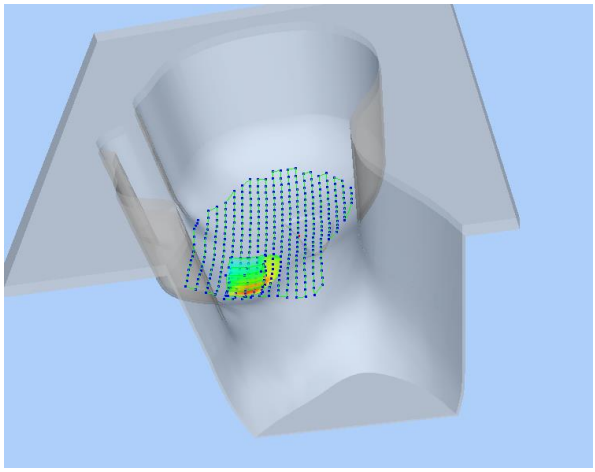	

MEASUREMENT 121

Type: Phone measurement (Complete)
Date of measurement: 12/11/2019
Measurement duration: 12 minutes 3 seconds
E-field Probe: SSE5 - SN 09/13 EP168; ConvF: 5.64; Calibrated: 05/22/2019

A. Experimental conditions

Area Scan	sam_direct_droit2_surf8mm.txt
Phantom	Right head
Device Position	Cheek
Band	LTE Band 40_RMC
Channels	QPSK, 10MHz, 1RB, Middle
Signal	Duty Cycle 1:1

B. SAR Measurement Results

Frequency (MHz)	2310.000000
Relative Permittivity (real part)	38.153660
Conductivity (S/m)	1.740236
Power Variation (%)	3.010112
Ambient Temperature	21.1
Liquid Temperature	21.2

SURFACE SAR	VOLUME SAR
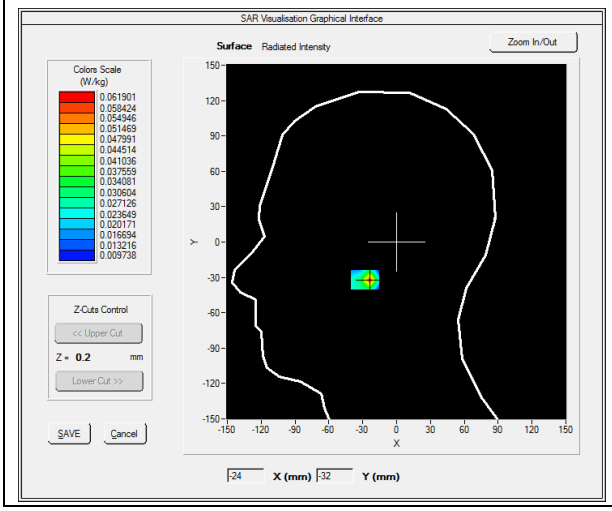	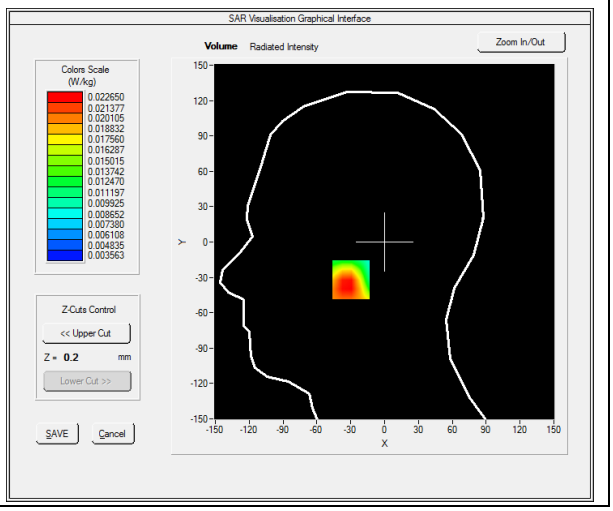

Maximum location: X=-24.00, Y=-32.00

SAR Peak: 0.03 W/kg

SAR 10g (W/Kg)	**0.014850**
SAR 1g (W/Kg)	**0.022515**

Z (mm)	**0.00**	**4.00**	**9.00**	**14.00**	**19.00**
SAR (W/Kg)	**0.0310**	**0.0226**	**0.0149**	**0.0105**	**0.0082**

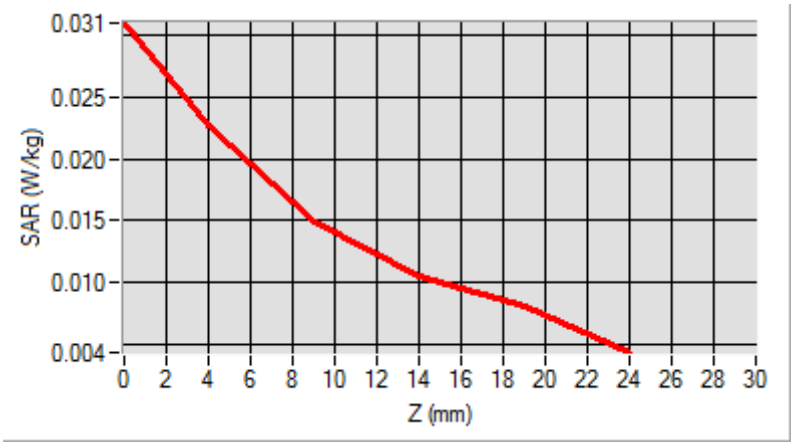

3D screen shot	**Hot spot position**
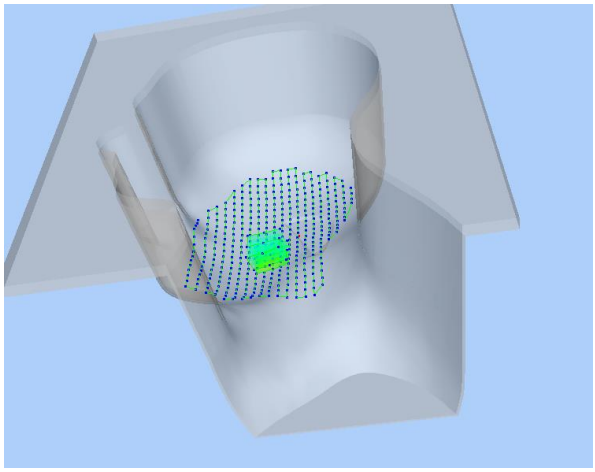	

MEASUREMENT 129

Type: Phone measurement (Complete)
Date of measurement: 12/11/2019
Measurement duration: 12 minutes 3 seconds
E-field Probe: SSE5 - SN 09/13 EP168; ConvF: 5.64; Calibrated: 05/22/2019

A. Experimental conditions

Area Scan	sam_direct_droit2_surf8mm.txt
Phantom	Right head
Device Position	Cheek
Band	LTE Band 40_RMC
Channels	QPSK, 10MHz, 1RB, Middle
Signal	Duty Cycle 1:1

B. SAR Measurement Results

Frequency (MHz)	2355.000000
Relative Permittivity (real part)	38.153660
Conductivity (S/m)	1.740236
Power Variation (%)	3.027673
Ambient Temperature	21.1
Liquid Temperature	21.2

SURFACE SAR	VOLUME SAR
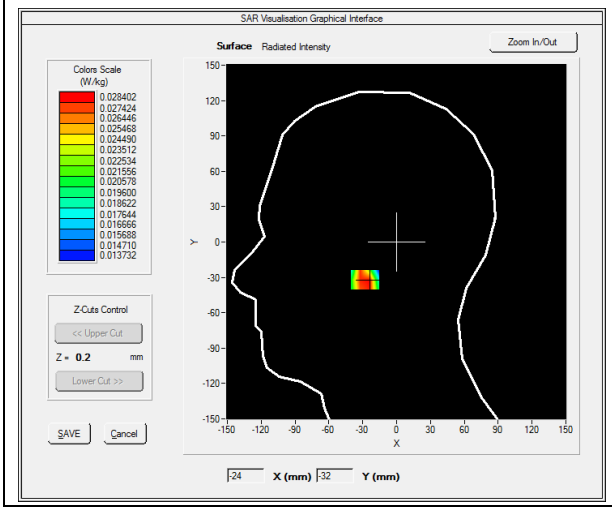	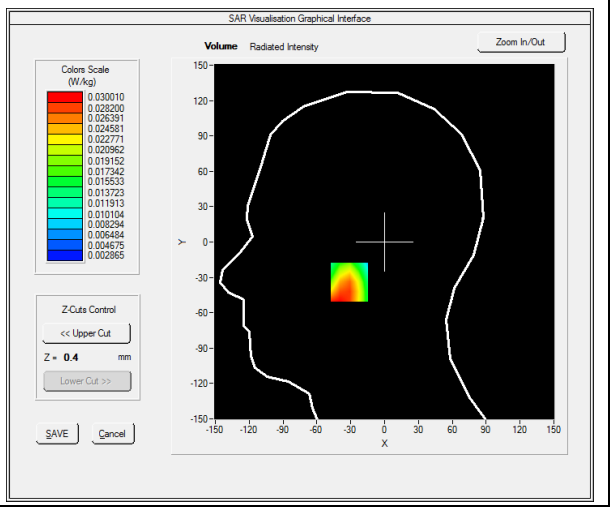

Maximum location: X=-26.00, Y=-34.00

SAR Peak: 0.05 W/kg

SAR 10g (W/Kg)	**0.017069**
SAR 1g (W/Kg)	**0.028292**

Z (mm)	**0.00**	**4.00**	**9.00**	**14.00**	**19.00**
SAR (W/Kg)	**0.1160**	**0.0300**	**0.0073**	**0.0097**	**0.0056**

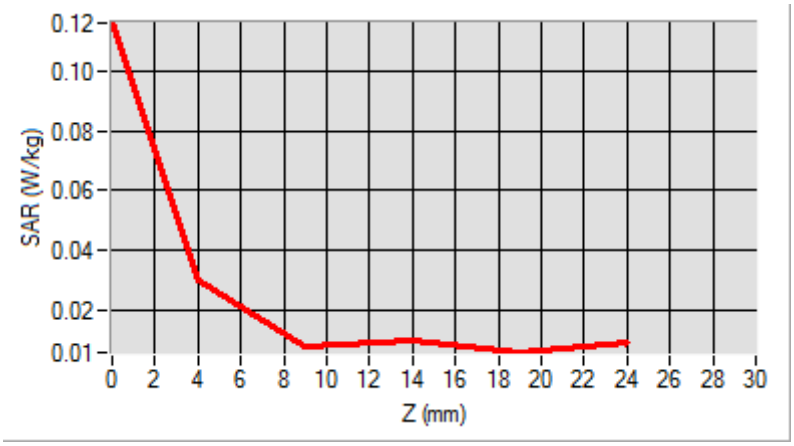

3D screen shot	**Hot spot position**
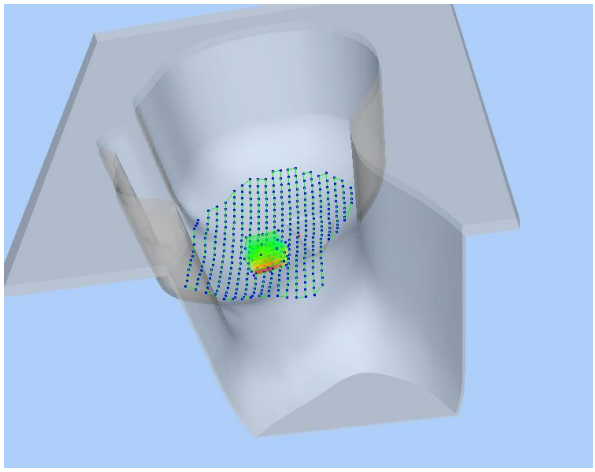	

MEASUREMENT 137

Type: Phone measurement (Complete)
Date of measurement: 12/10/2019
Measurement duration: 12 minutes 3 seconds
E-field Probe: SSE5 - SN 09/13 EP168; ConvF: 5.37; Calibrated: 05/22/2019

A. Experimental conditions

Area Scan	sam_direct_droit2_surf8mm.txt
Phantom	Right head
Device Position	Cheek
Band	LTE Band 66_RMC
Channels	QPSK, 5MHz, 1RB, Low
Signal	Duty Cycle 1:1

B. SAR Measurement Results

Frequency (MHz)	1712.500000
Relative Permittivity (real part)	38.153660
Conductivity (S/m)	1.740236
Power Variation (%)	3.027673
Ambient Temperature	21.1
Liquid Temperature	21.2

SURFACE SAR	VOLUME SAR
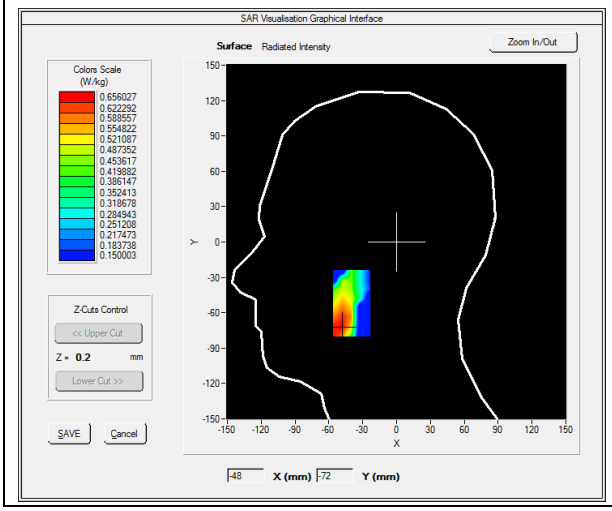	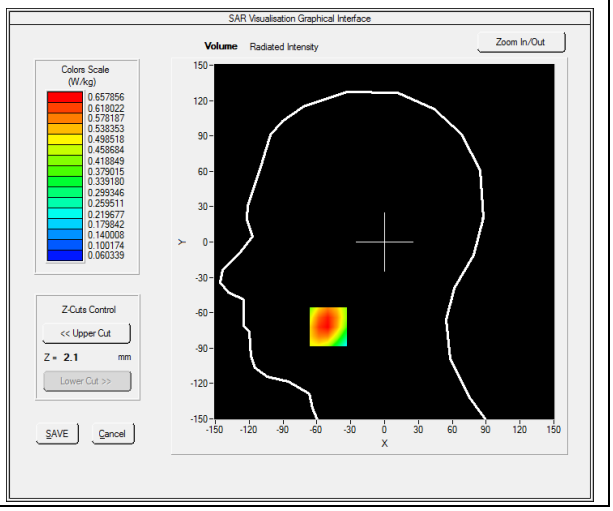

Maximum location: X=-50.00, Y=-72.00

SAR Peak: 0.96 W/kg

SAR 10g (W/Kg)	**0.396037**
SAR 1g (W/Kg)	**0.631902**

Z (mm)	**0.00**	**4.00**	**9.00**	**14.00**	**19.00**
SAR (W/Kg)	**0.9483**	**0.6579**	**0.4175**	**0.2754**	**0.1941**

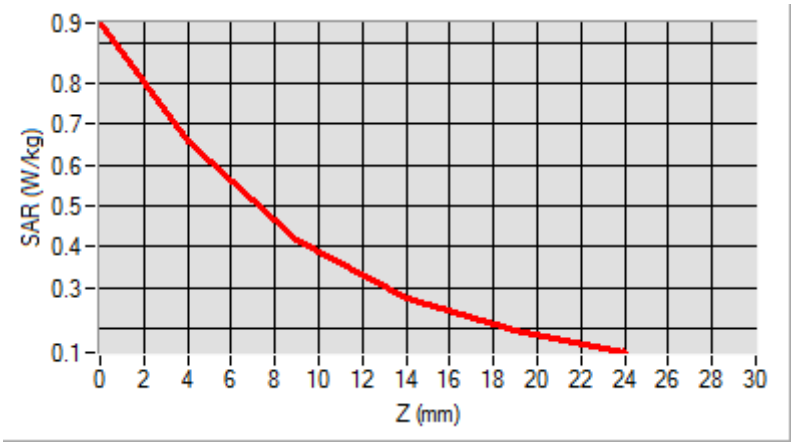

3D screen shot	**Hot spot position**
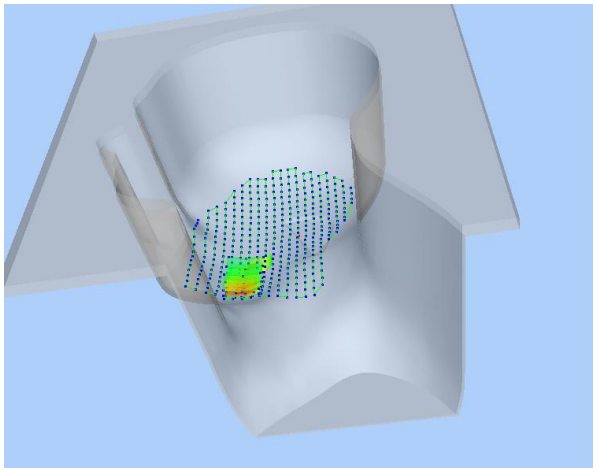	

MEASUREMENT 147

Type: Phone measurement (Complete)
Date of measurement: 12/11/2019
Measurement duration: 12 minutes 3 seconds
E-field Probe: SSE5 - SN 09/13 EP168; ConvF: 5.64; Calibrated: 05/22/2019

A. Experimental conditions

Area Scan	sam_direct_droit2_surf8mm.txt
Phantom	Left head
Device Position	Cheek
Band	WiFi_802.11b
Channels	Low
Signal	Duty Cycle 1:1

B. SAR Measurement Results

Frequency (MHz)	2412.000000
Relative Permittivity (real part)	38.153660
Conductivity (S/m)	1.740236
Power Variation (%)	3.234772
Ambient Temperature	21.1
Liquid Temperature	21.2

SURFACE SAR	VOLUME SAR
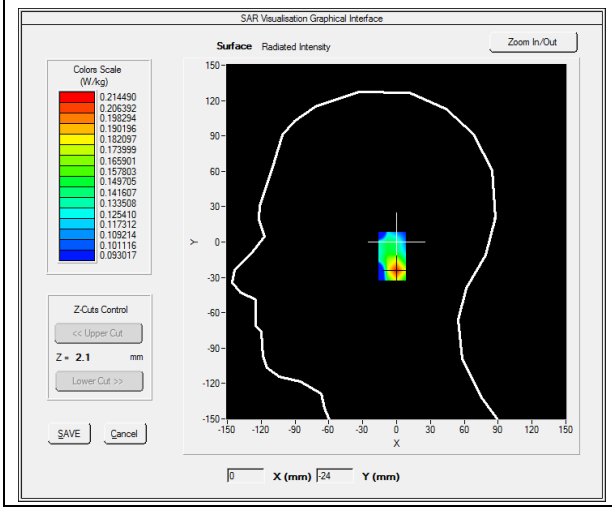	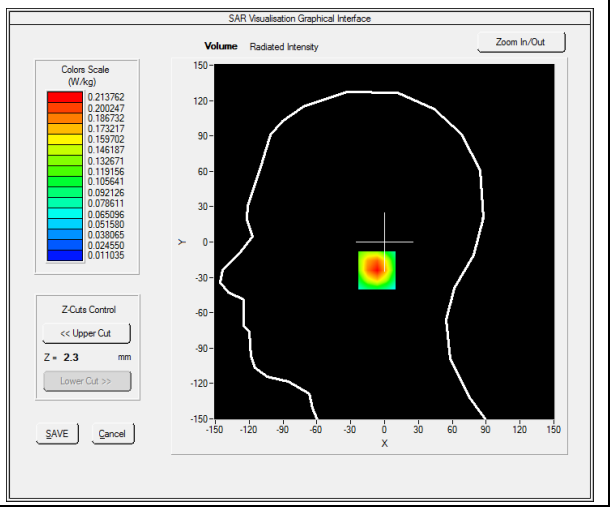

Maximum location: X=0.00, Y=-24.00

SAR Peak: 0.36 W/kg

SAR 10g (W/Kg)	**0.106517**
SAR 1g (W/Kg)	**0.201238**

Z (mm)	**0.00**	**4.00**	**9.00**	**14.00**	**19.00**
SAR (W/Kg)	**0.3590**	**0.2138**	**0.1090**	**0.0586**	**0.0368**

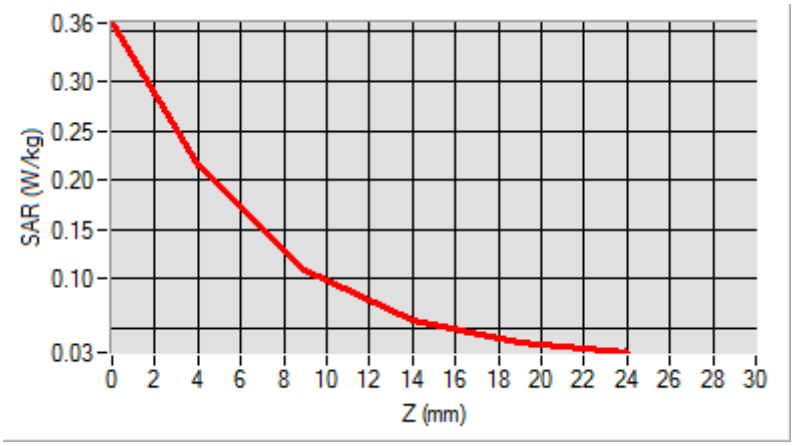

3D screen shot	**Hot spot position**
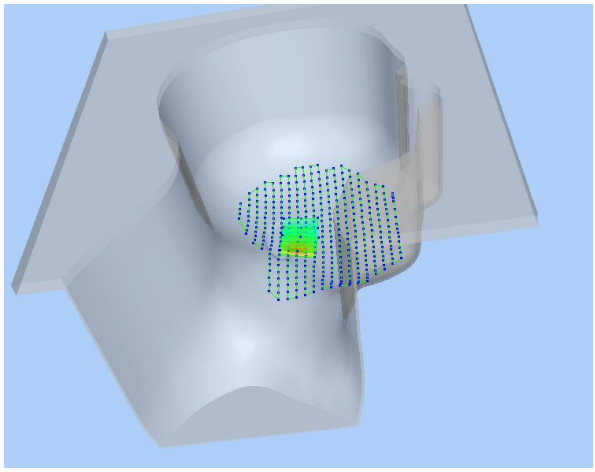	

MEASUREMENT 149

Type: Phone measurement (Complete)
Date of measurement: 12/12/2019
Measurement duration: 12 minutes 3 seconds
E-field Probe: SSE2 - SN 45/15 EPGO280; ConvF: 2.28; Calibrated: 2019/07/08

A. Experimental conditions

Area Scan	sam_direct_droit2_surf8mm.txt
Phantom	Right head
Device Position	Cheek
Band	WiFi(5.2G)_802.11a
Channels	Low
Signal	Duty Cycle: 1:1

B. SAR Measurement Results

Frequency (MHz)	5180.000000
Relative Permittivity (real part)	35.612911
Conductivity (S/m)	4.871483
Power Variation (%)	1.083921
Ambient Temperature	21.1
Liquid Temperature	21.2

SURFACE SAR	VOLUME SAR
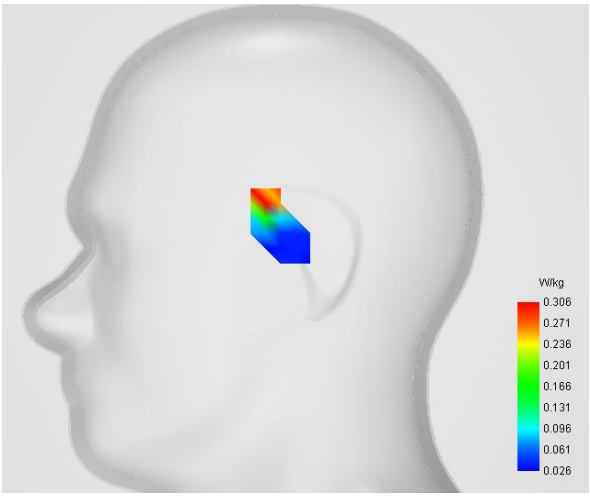	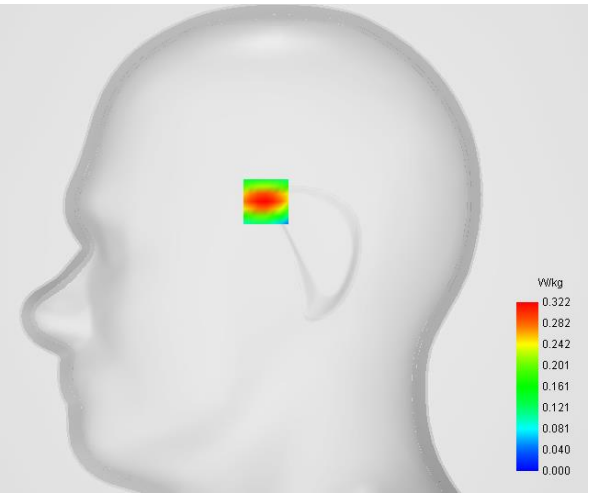

Maximum location: X=-15.00, Y=25.00

SAR 10g (W/Kg)	**0.131240**
SAR 1g (W/Kg)	**0.323615**

Z (mm)	0.00	2.00	4.00	6.00	8.00	10.00	12.00	14.00	16.00
SAR (W/Kg)	0.5648	0.3222	0.1750	0.0920	0.0504	0.0309	0.0229	0.0210	0.0184

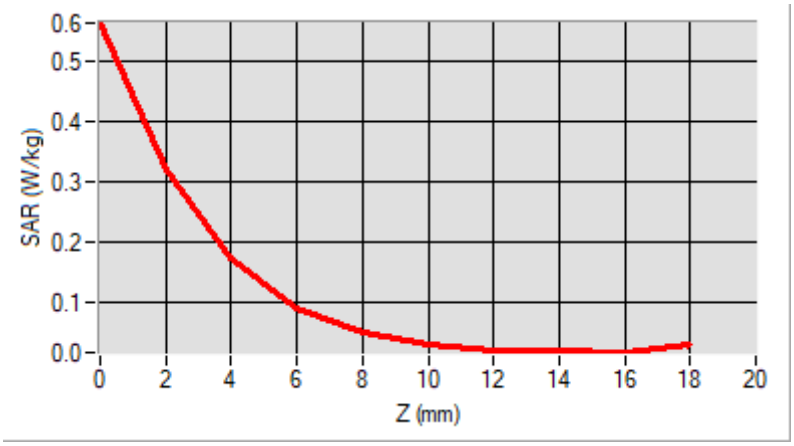

3D screen shot	Hot spot position
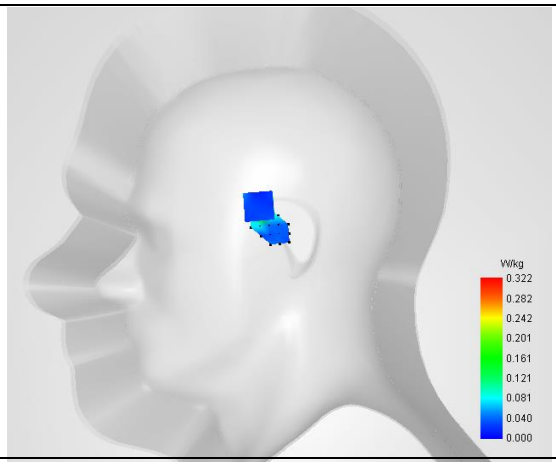	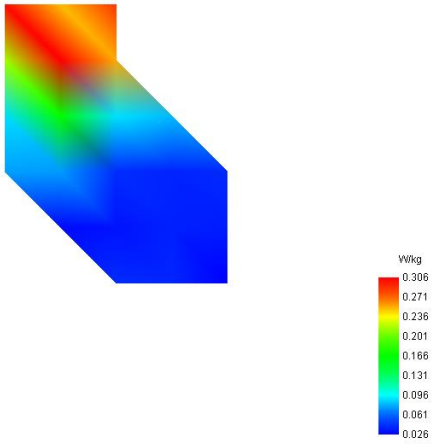

MEASUREMENT 153

Type: Phone measurement (Complete)
Date of measurement: 12/12/2019
Measurement duration: 12 minutes 3 seconds
E-field Probe: SSE2 - SN 45/15 EPGO280; ConvF: 2.23; Calibrated: 2019/07/08

A. Experimental conditions

Area Scan	sam_direct_droit2_surf8mm.txt
Phantom	Right head
Device Position	Cheek
Band	WiFi(5.3G)_802.11n-20
Channels	High
Signal	Duty Cycle: 1:1

B. SAR Measurement Results

Frequency (MHz)	5320.000000
Relative Permittivity (real part)	35.620839
Conductivity (S/m)	4.740192
Power Variation (%)	0.463782
Ambient Temperature	22.0
Liquid Temperature	22.3

SURFACE SAR	VOLUME SAR
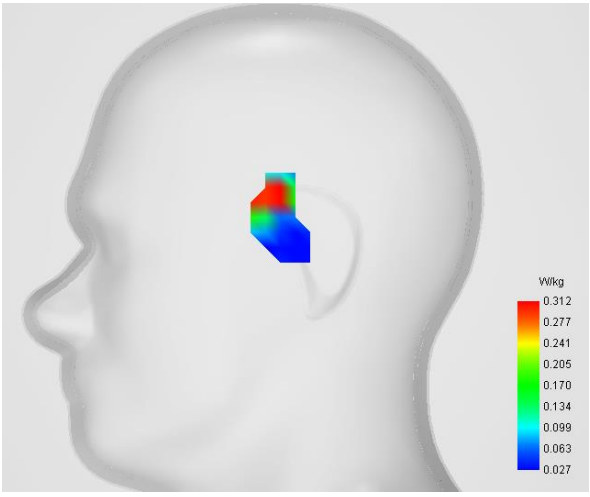	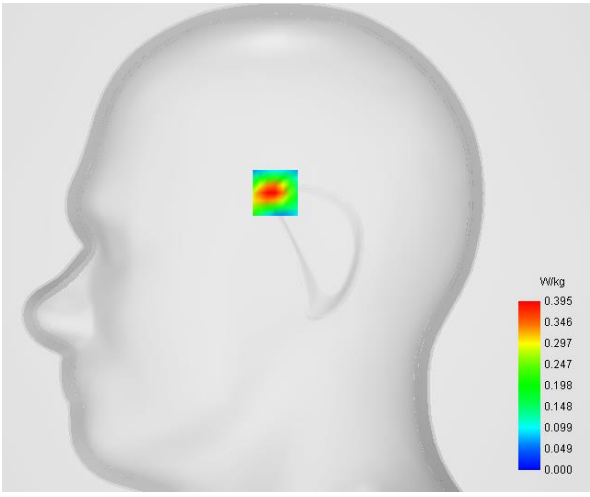

Maximum location: X=-11.00, Y=29.00

SAR 10g (W/Kg)	**0.140052**
SAR 1g (W/Kg)	**0.389516**

Z (mm)	0.00	2.00	4.00	6.00	8.00	10.00	12.00	14.00	16.00
SAR (W/Kg)	0.7043	0.3954	0.2026	0.0984	0.0494	0.0284	0.0208	0.0204	0.0303

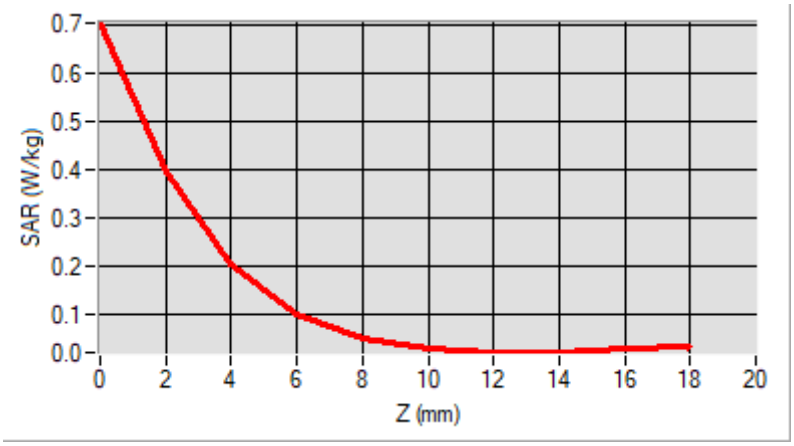

3D screen shot	Hot spot position
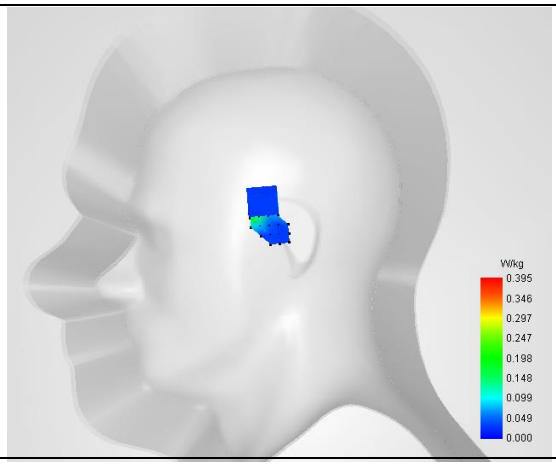	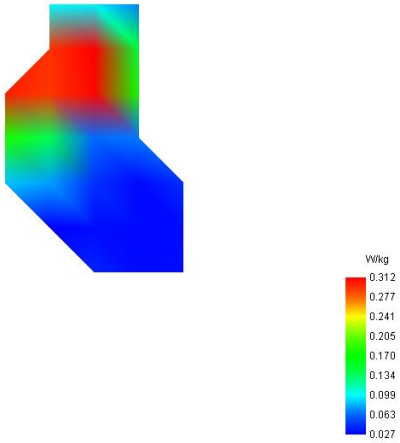

MEASUREMENT 157

Type: Phone measurement (Complete)
Date of measurement: 12/12/2019
Measurement duration: 12 minutes 3 seconds
E-field Probe: SSE2 - SN 45/15 EPGO280; ConvF: 2.37; Calibrated: 2019/07/08

A. Experimental conditions

Area Scan	sam_direct_droit2_surf8mm.txt
Phantom	Right head
Device Position	Cheek
Band	WiFi(5.6G)_802.11a
Channels	Middle
Signal	Duty Cycle: 1:1

B. SAR Measurement Results

Frequency (MHz)	5600.000000
Relative Permittivity (real part)	35.301254
Conductivity (S/m)	5.210512
Power Variation (%)	0.848732
Ambient Temperature	22.0
Liquid Temperature	22.3

SURFACE SAR	VOLUME SAR
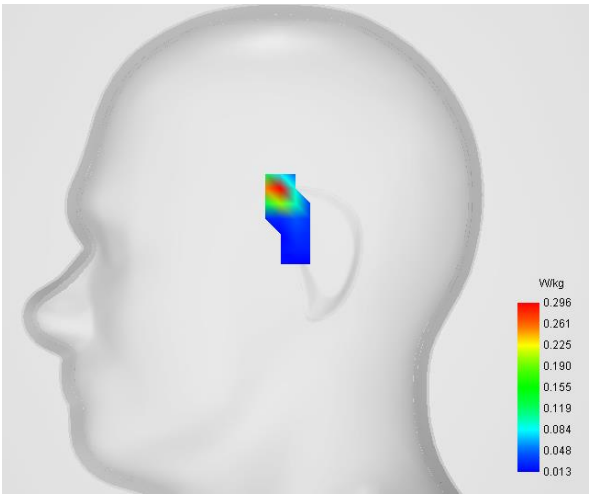	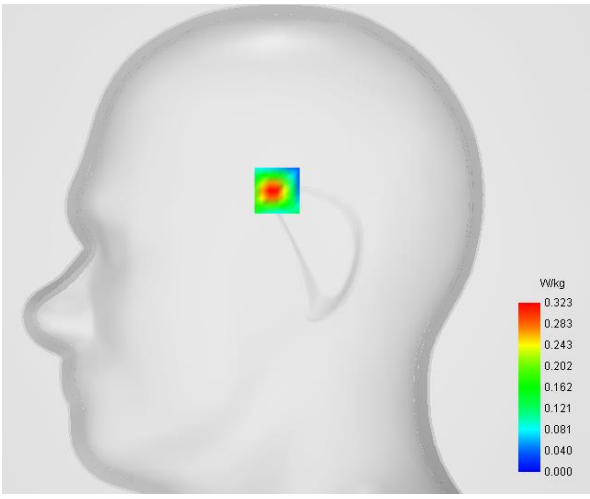

Maximum location: X=-10.00, Y=31.00

SAR 10g (W/Kg)	**0.114689**
SAR 1g (W/Kg)	**0.343547**

Z (mm)	**0.00**	**2.00**	**4.00**	**6.00**	**8.00**	**10.00**	**12.00**	**14.00**	**16.00**
SAR (W/Kg)	**0.6712**	**0.3235**	**0.1251**	**0.0407**	**0.0388**	**0.0138**	**0.0033**	**0.0155**	**0.0085**

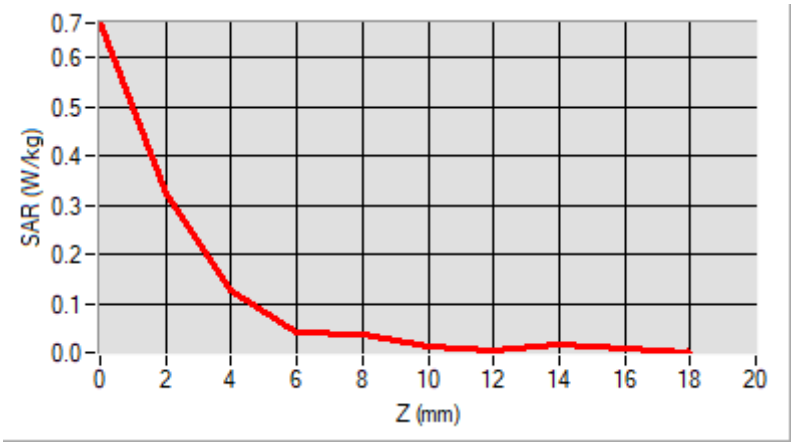

3D screen shot	**Hot spot position**
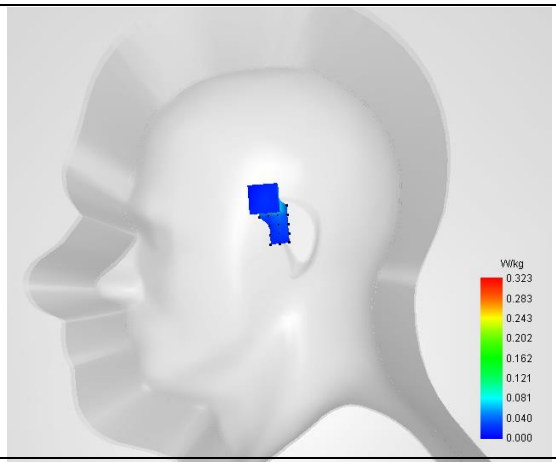	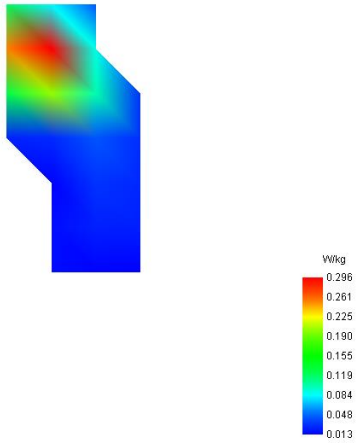

MEASUREMENT 163

Type: Phone measurement (Complete)
Date of measurement: 12/12/2019
Measurement duration: 12 minutes 3 seconds
E-field Probe: SSE2 - SN 45/15 EPGO280; ConvF: 2.44; Calibrated: 2019/07/08

A. Experimental conditions

Area Scan	sam_direct_droit2_surf8mm.txt
Phantom	Left head
Device Position	Cheek
Band	WiFi(5.8G)_802.11n-20
Channels	Low
Signal	Duty Cycle: 1:1

B. SAR Measurement Results

Frequency (MHz)	5745.000000
Relative Permittivity (real part)	35.612911
Conductivity (S/m)	5.171483
Power Variation (%)	1.083921
Ambient Temperature	21.1
Liquid Temperature	21.2

SURFACE SAR	VOLUME SAR
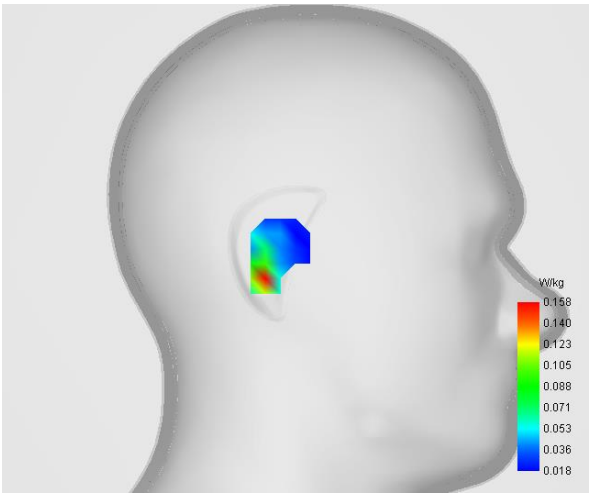	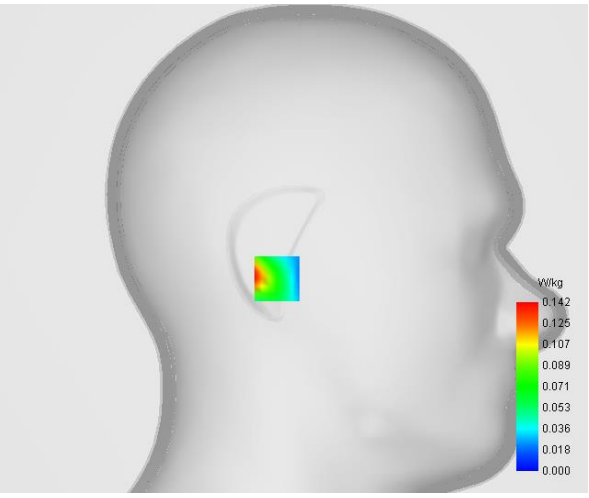

Maximum location: X=9.00, Y=-16.00

SAR 10g (W/Kg)	**0.048208**
SAR 1g (W/Kg)	**0.140576**

Z (mm)	0.00	2.00	4.00	6.00	8.00	10.00	12.00	14.00	16.00
SAR (W/Kg)	0.3444	0.1425	0.0266	0.0211	0.0319	0.0035	0.0277	0.0059	0.0188

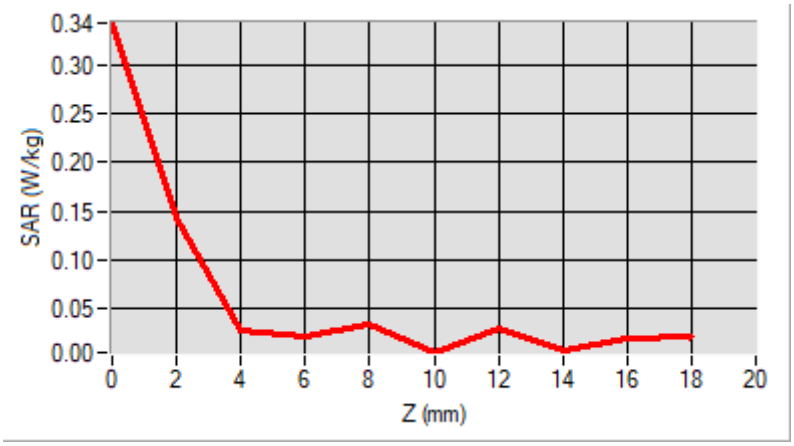

3D screen shot	Hot spot position
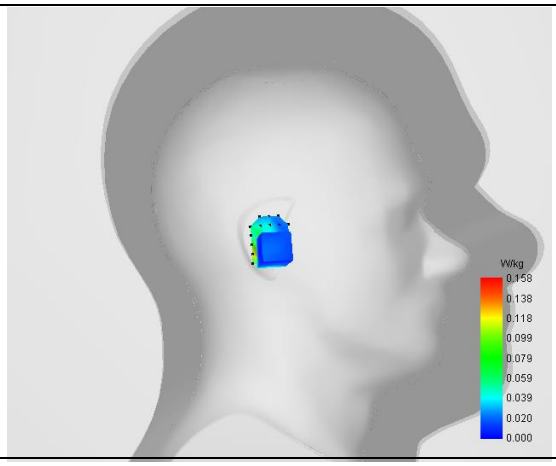	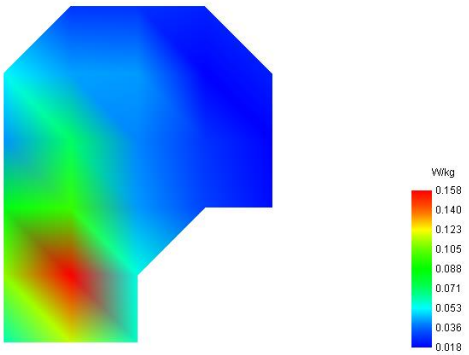

MEASUREMENT 165

Type: Phone measurement (Complete)
Date of measurement: 12/09/2019
Measurement duration: 12 minutes 3 seconds
E-field Probe: SSE5 - SN 09/13 EP168; ConvF: 7.13; Calibrated: 05/22/2019

A. Experimental conditions

Area Scan	sam_direct_droit2_surf8mm.txt
Phantom	Flat Plane
Device Position	Back(Body-worn)
Band	GSM850
Channels	Middle
Signal	TDMA (Crest factor: 8.0)

B. SAR Measurement Results

Frequency (MHz)	836.600000
Relative Permittivity (real part)	54.851214
Conductivity (S/m)	0.951454
Power Variation (%)	0.901472
Ambient Temperature	21.1
Liquid Temperature	21.3

SURFACE SAR	VOLUME SAR
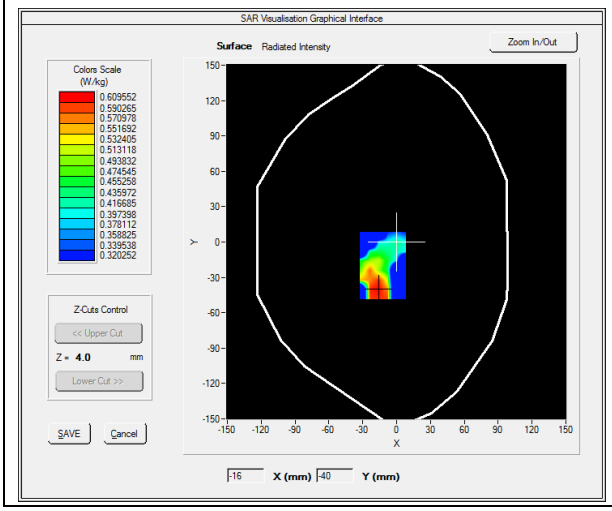	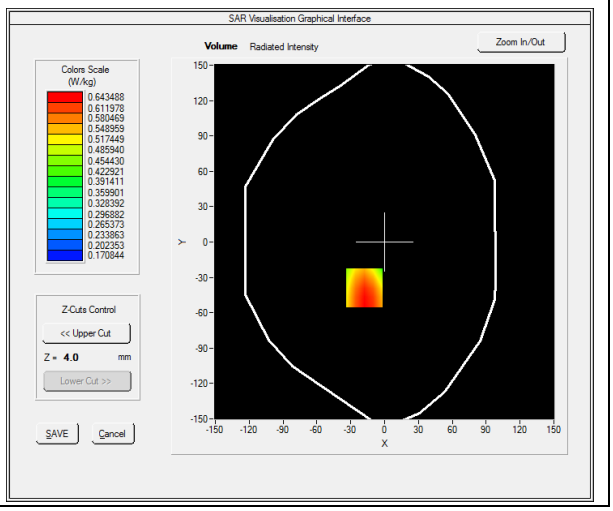

Maximum location: X=-18.00, Y=-39.00

SAR Peak: 0.74 W/kg

SAR 10g (W/Kg)	**0.494728**
SAR 1g (W/Kg)	**0.624932**

Z (mm)	**0.00**	**4.00**	**9.00**	**14.00**	**19.00**
SAR (W/Kg)	**1.9509**	**0.6435**	**0.4176**	**0.4523**	**0.2618**

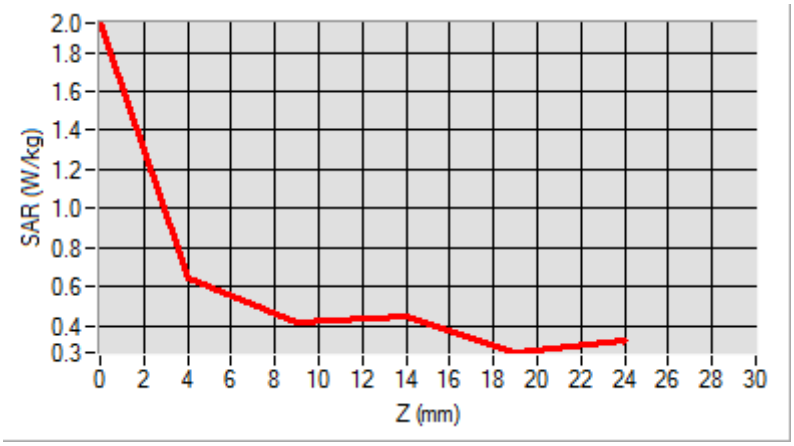

3D screen shot	**Hot spot position**
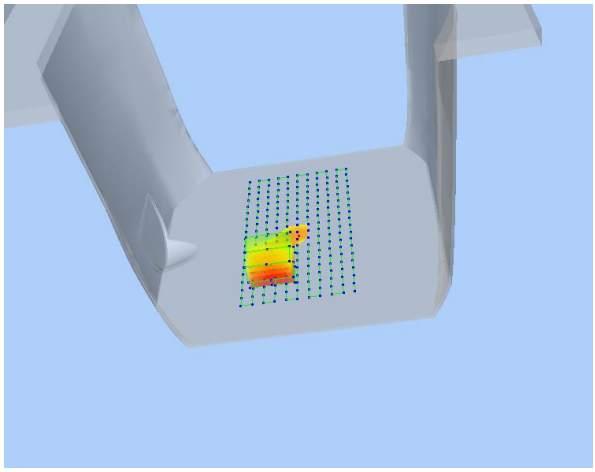	

MEASUREMENT 167

Type: Phone measurement (Complete)
Date of measurement: 12/10/2019
Measurement duration: 12 minutes 3 seconds
E-field Probe: SSE5 - SN 09/13 EP168; ConvF: 6.55; Calibrated: 05/22/2019

A. Experimental conditions

Area Scan	sam_direct_droit2_surf8mm.txt
Phantom	Flat Plane
Device Position	Back(Body-worn)
Band	GSM1900
Channels	High
Signal	TDMA (Crest factor: 8.0)

B. SAR Measurement Results

Frequency (MHz)	1909.800000
Relative Permittivity (real part)	52.420415
Conductivity (S/m)	1.501966
Power Variation (%)	1.474622
Ambient Temperature	21.1
Liquid Temperature	21.3

SURFACE SAR	VOLUME SAR
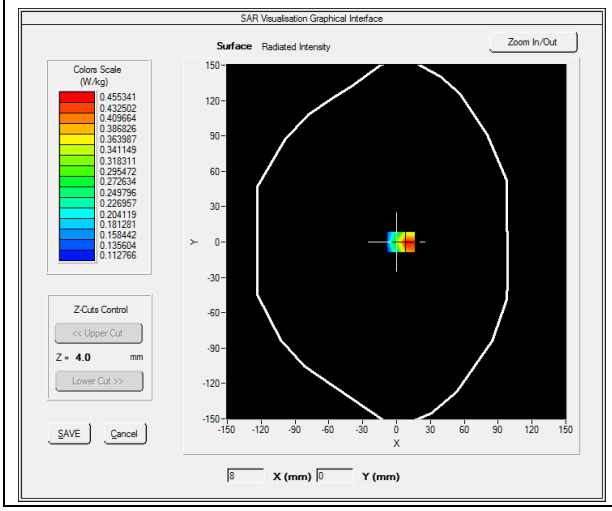	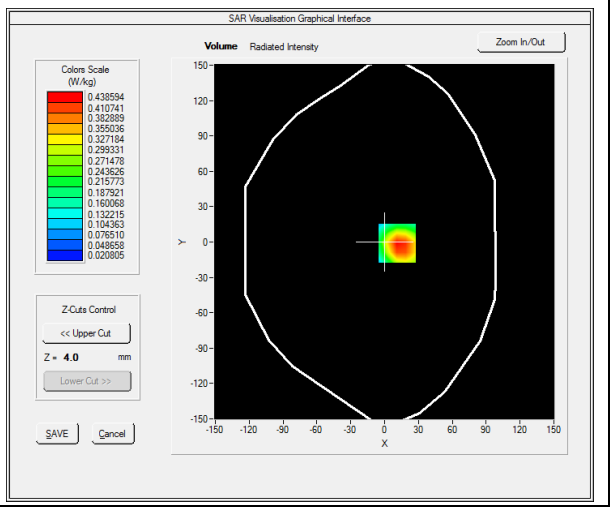

Maximum location: X=11.00, Y=-1.00

SAR Peak: 0.69 W/kg

SAR 10g (W/Kg)	**0.233254**
SAR 1g (W/Kg)	**0.419799**

Z (mm)	**0.00**	**4.00**	**9.00**	**14.00**	**19.00**
SAR (W/Kg)	**0.6732**	**0.4386**	**0.2511**	**0.1446**	**0.0864**

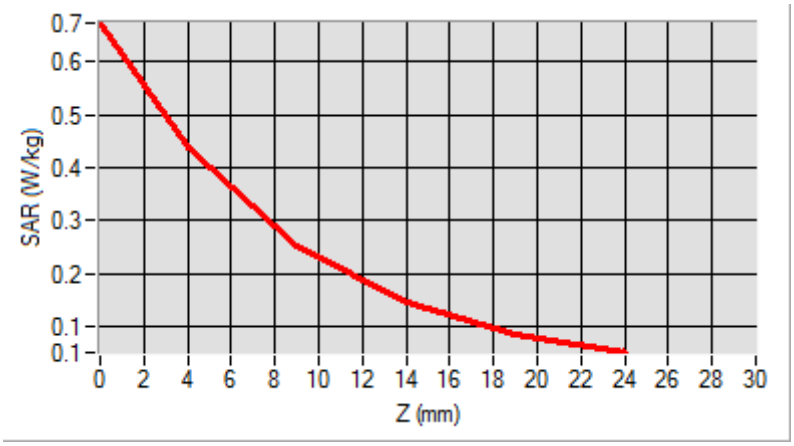

3D screen shot	**Hot spot position**
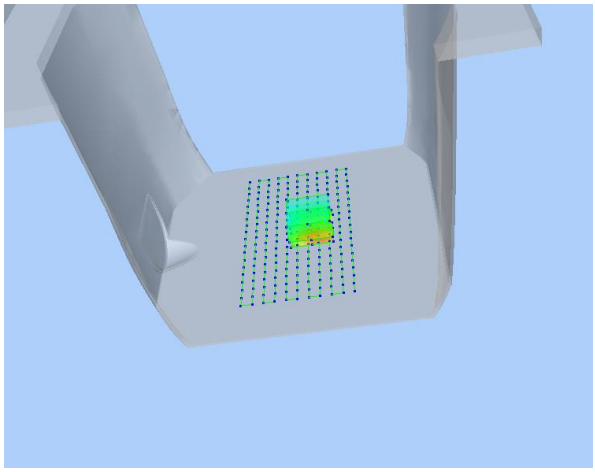	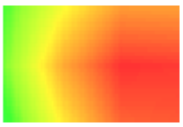

MEASUREMENT 247

Type: Phone measurement (Complete)
Date of measurement: 12/09/2019
Measurement duration: 12 minutes 3 seconds
E-field Probe: SSE5 - SN 09/13 EP168; ConvF: 7.13; Calibrated: 05/22/2019

A. Experimental conditions

Area Scan	sam_direct_droit2_surf8mm.txt
Phantom	Flat plane
Device Position	Back
Band	GPRS850_4TX
Channels	High
Signal	Duty Cycle: 1:2

B. SAR Measurement Results

Frequency (MHz)	848.800000
Relative Permittivity (real part)	54.851214
Conductivity (S/m)	0.951454
Power Variation (%)	0.901472
Ambient Temperature	21.1
Liquid Temperature	21.3

SURFACE SAR	VOLUME SAR
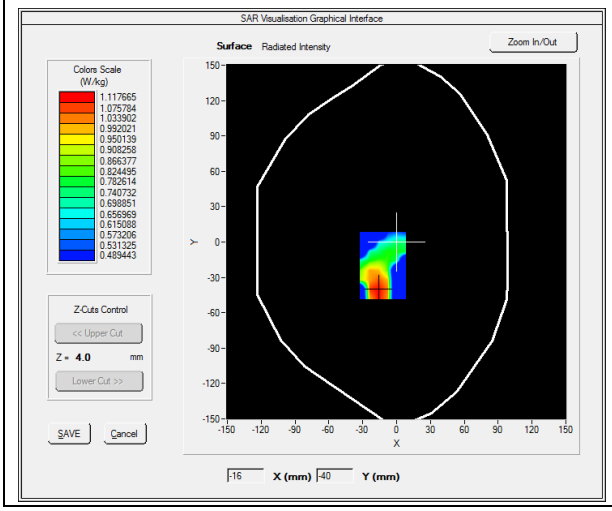	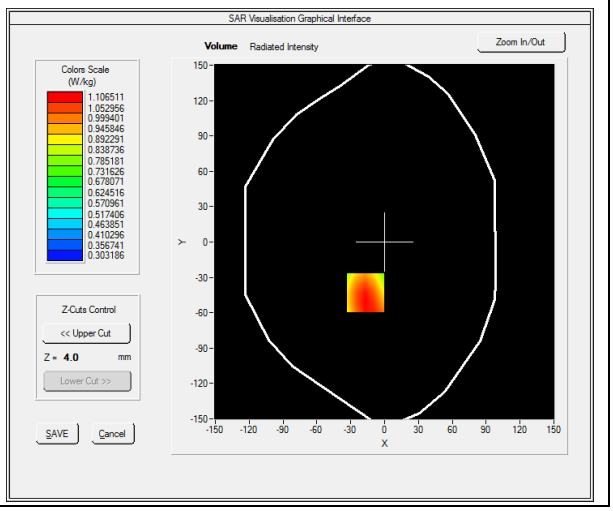

Maximum location: X=-17.00, Y=-43.00

SAR Peak: 1.28 W/kg

SAR 10g (W/Kg)	**0.867705**
SAR 1g (W/Kg)	**1.078766**

Z (mm)	**0.00**	**4.00**	**9.00**	**14.00**	**19.00**
SAR (W/Kg)	**1.9472**	**1.1065**	**0.8782**	**0.7990**	**0.5923**

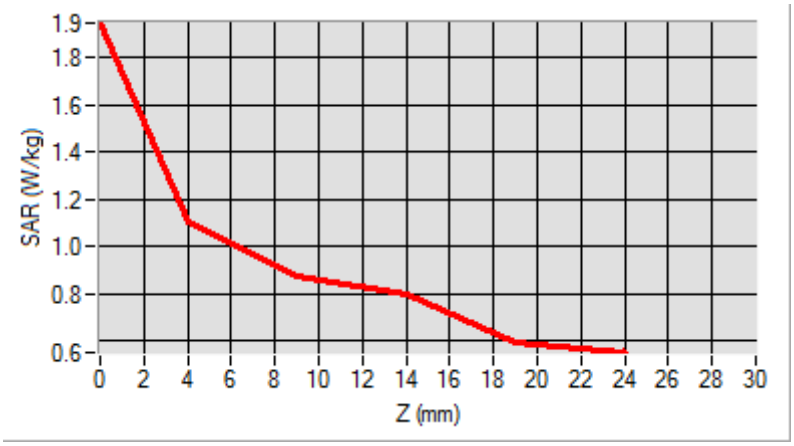

3D screen shot	**Hot spot position**
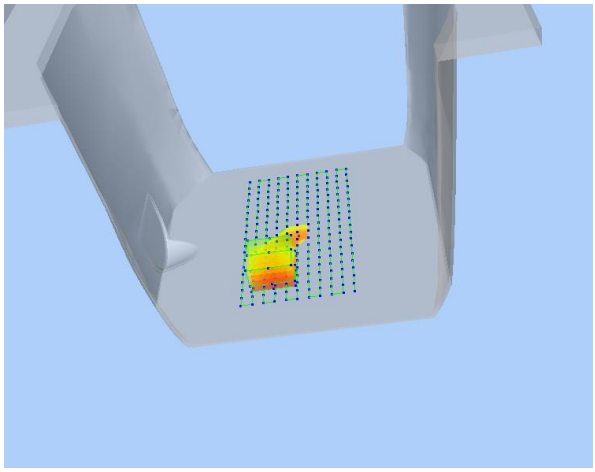	

MEASUREMENT 252

Type: Phone measurement (Complete)
Date of measurement: 12/10/2019
Measurement duration: 12 minutes 3 seconds
E-field Probe: SSE5 - SN 09/13 EP168; ConvF: 6.55; Calibrated: 05/22/2019

A. Experimental conditions

Area Scan	sam_direct_droit2_surf8mm.txt
Phantom	Flat plane
Device Position	Back
Band	GPRS1900_2TX
Channels	Middle
Signal	Duty Cycle: 1:4

B. SAR Measurement Results

Frequency (MHz)	1880.000000
Relative Permittivity (real part)	52.420415
Conductivity (S/m)	1.501966
Power Variation (%)	2.483762
Ambient Temperature	21.1
Liquid Temperature	21.3

SURFACE SAR	VOLUME SAR
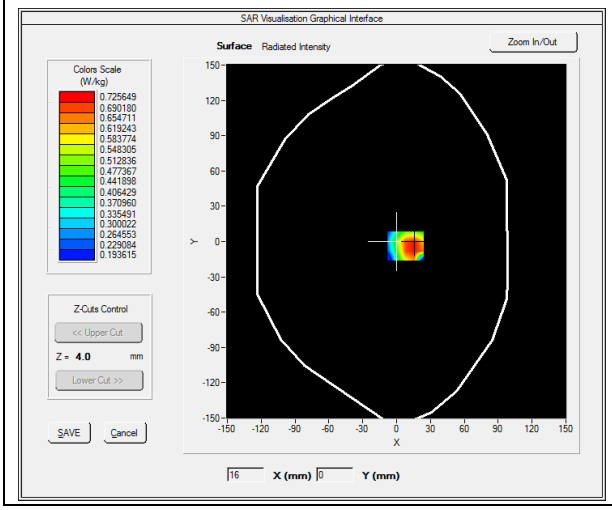	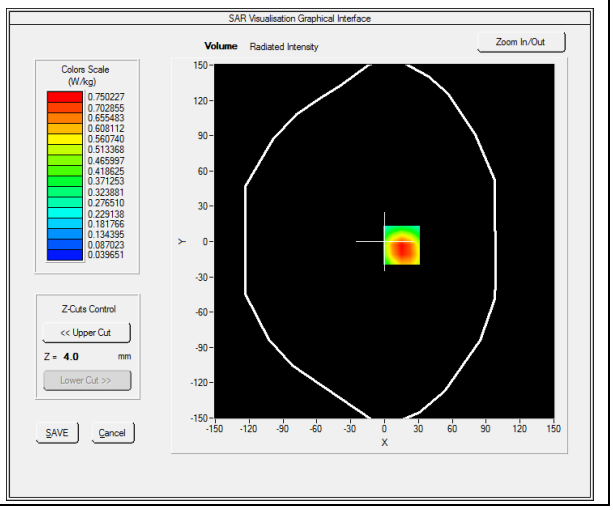

Maximum location: X=15.00, Y=-3.00

SAR Peak: 1.19 W/kg

SAR 10g (W/Kg)	**0.413958**
SAR 1g (W/Kg)	**0.722780**

Z (mm)	**0.00**	**4.00**	**9.00**	**14.00**	**19.00**
SAR (W/Kg)	**1.1775**	**0.7502**	**0.4169**	**0.2344**	**0.1393**

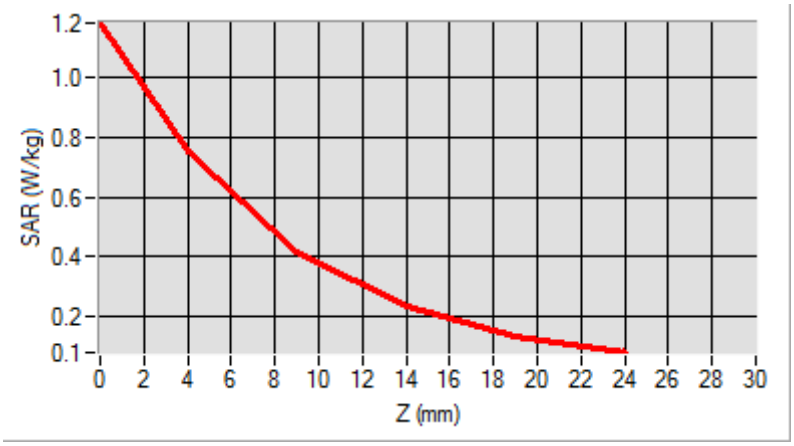

3D screen shot	**Hot spot position**
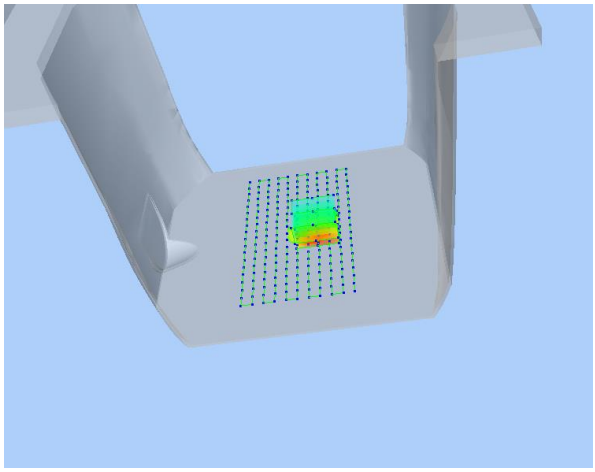	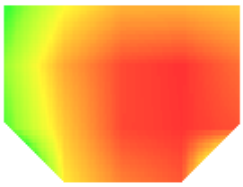

MEASUREMENT 257

Type: Phone measurement (Complete)
Date of measurement: 12/10/2019
Measurement duration: 12 minutes 3 seconds
E-field Probe: SSE5 - SN 09/13 EP168; ConvF: 6.55; Calibrated: 05/22/2019

A. Experimental conditions

Area Scan	sam_direct_droit2_surf8mm.txt
Phantom	Flat Plane
Device Position	Back
Band	WCDMA1900_RMC
Channels	Middle
Signal	Duty Cycle 1:1

B. SAR Measurement Results

Frequency (MHz)	1880.000000
Relative Permittivity (real part)	52.420415
Conductivity (S/m)	1.501966
Power Variation (%)	1.163283
Ambient Temperature	21.1
Liquid Temperature	21.3

SURFACE SAR	VOLUME SAR
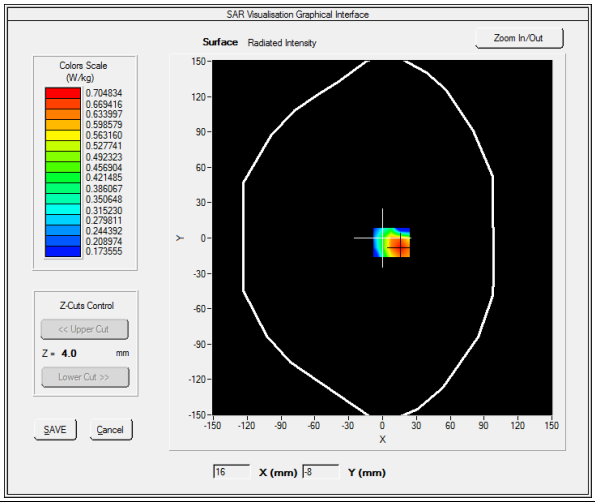	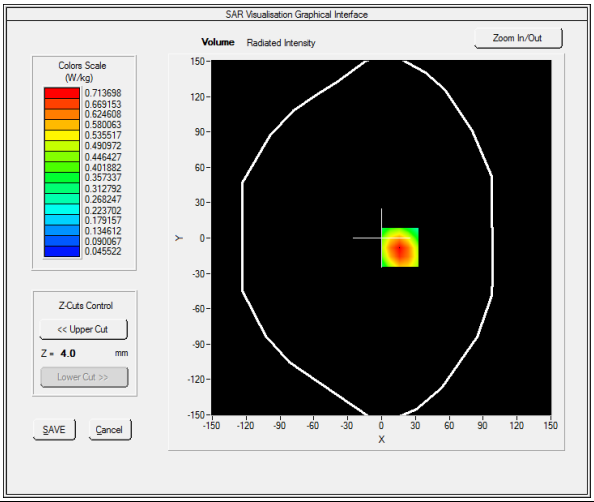

Maximum location: X=16.00, Y=-8.00

SAR Peak: 1.09 W/kg

SAR 10g (W/Kg)	**0.388656**
SAR 1g (W/Kg)	**0.677444**

Z (mm)	**0.00**	**4.00**	**9.00**	**14.00**	**19.00**
SAR (W/Kg)	**1.0893**	**0.7137**	**0.4124**	**0.2406**	**0.1462**

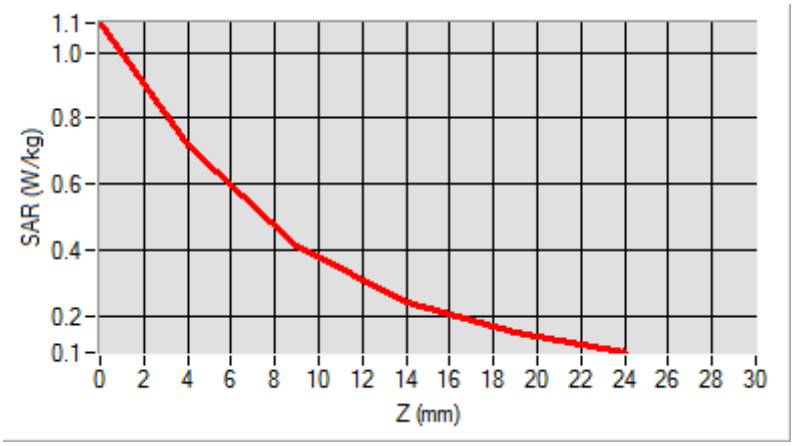

3D screen shot	**Hot spot position**
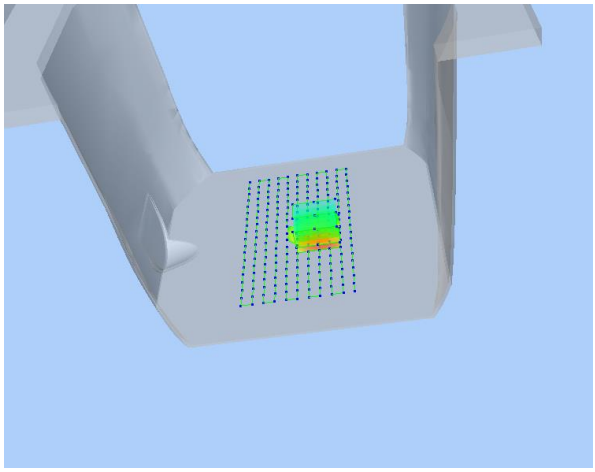	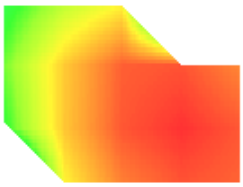

MEASUREMENT 262

Type: Phone measurement (Complete)
Date of measurement: 12/09/2019
Measurement duration: 12 minutes 3 seconds
E-field Probe: SSE5 - SN 09/13 EP168; ConvF: 7.13; Calibrated: 05/22/2019

A. Experimental conditions

Area Scan	sam_direct_droit2_surf8mm.txt
Phantom	Flat Plane
Device Position	Back
Band	WCDMA850_RMC
Channels	Low
Signal	Duty Cycle 1:1

B. SAR Measurement Results

Frequency (MHz)	826.400000
Relative Permittivity (real part)	54.851214
Conductivity (S/m)	0.951454
Power Variation (%)	2.341234
Ambient Temperature	21.1
Liquid Temperature	21.3

SURFACE SAR	VOLUME SAR
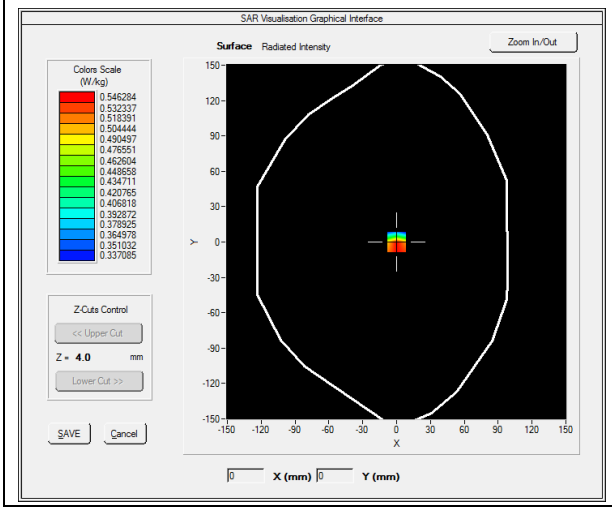	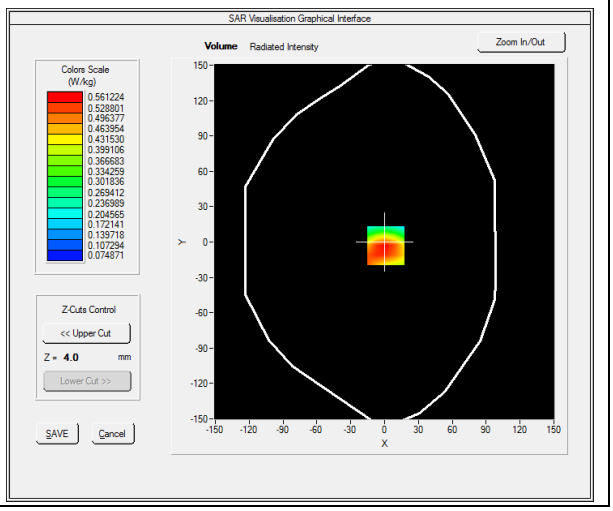

Maximum location: X=1.00, Y=-3.00

SAR Peak: 0.82 W/kg

SAR 10g (W/Kg)	**0.357823**
SAR 1g (W/Kg)	**0.546199**

Z (mm)	**0.00**	**4.00**	**9.00**	**14.00**	**19.00**
SAR (W/Kg)	**0.8015**	**0.5612**	**0.3615**	**0.2428**	**0.1748**

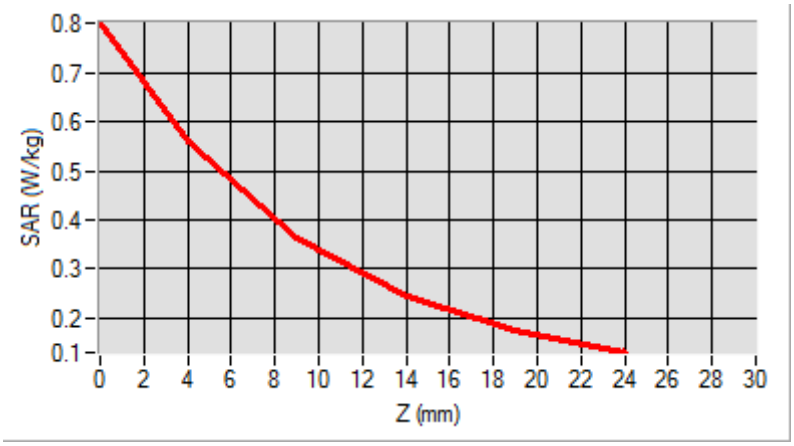

3D screen shot	**Hot spot position**
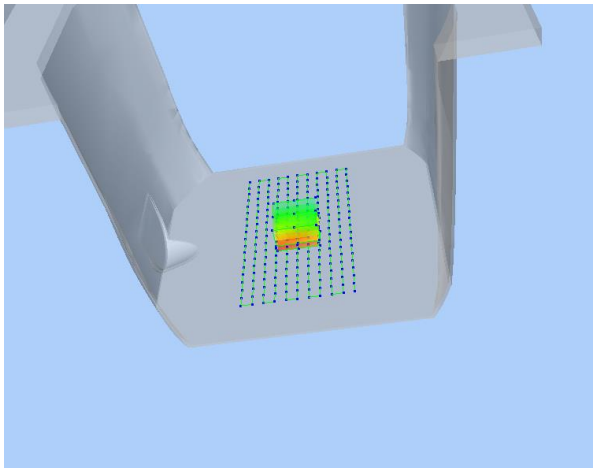	

MEASUREMENT 267

Type: Phone measurement (Complete)
Date of measurement: 12/10/2019
Measurement duration: 12 minutes 3 seconds
E-field Probe: SSE5 - SN 09/13 EP168; ConvF: 6.06; Calibrated: 05/22/2019

A. Experimental conditions

Area Scan	sam_direct_droit2_surf8mm.txt
Phantom	Flat Plane
Device Position	Back
Band	WCDMA1700_RMC
Channels	High
Signal	Duty Cycle 1:1

B. SAR Measurement Results

Frequency (MHz)	1752.600000
Relative Permittivity (real part)	51.224510
Conductivity (S/m)	1.461261
Power Variation (%)	2.341221
Ambient Temperature	21.1
Liquid Temperature	21.3

SURFACE SAR	VOLUME SAR
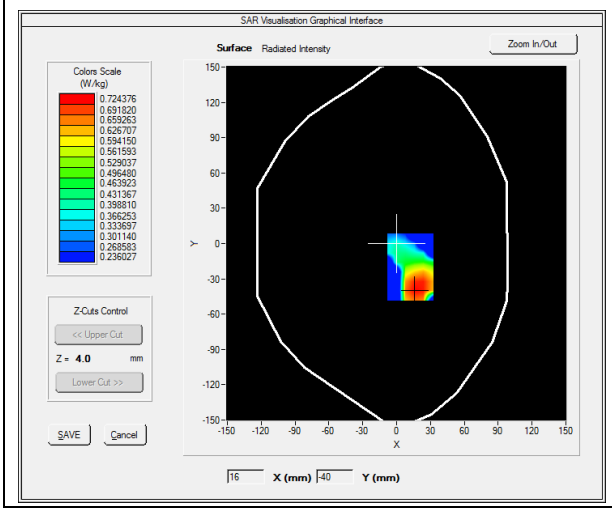	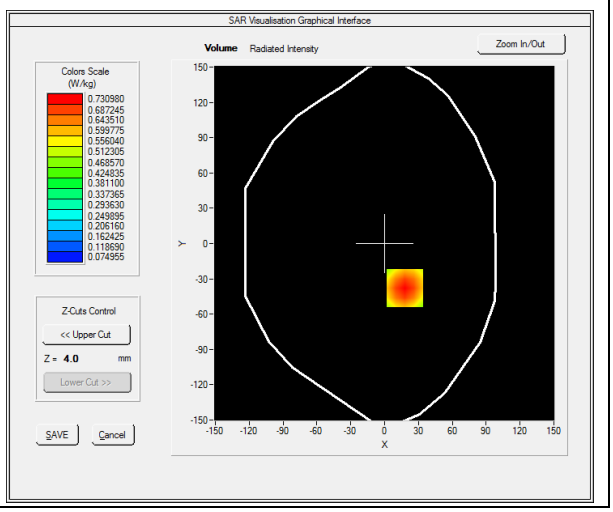

Maximum location: X=18.00, Y=-38.00

SAR Peak: 1.03 W/kg

SAR 10g (W/Kg)	**0.439936**
SAR 1g (W/Kg)	**0.696460**

Z (mm)	**0.00**	**4.00**	**9.00**	**14.00**	**19.00**
SAR (W/Kg)	**1.0303**	**0.7310**	**0.4708**	**0.3046**	**0.2001**

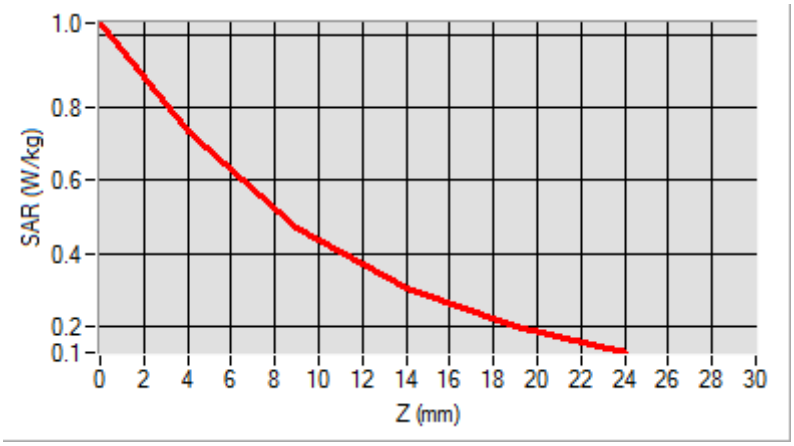

3D screen shot	**Hot spot position**
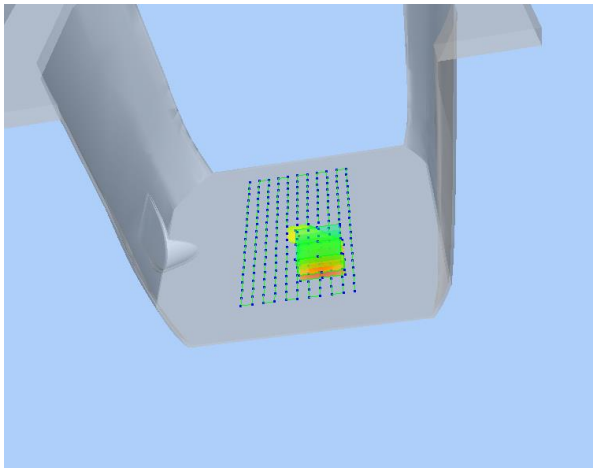	

MEASUREMENT 272

Type: Phone measurement (Complete)
Date of measurement: 12/10/2019
Measurement duration: 12 minutes 3 seconds
E-field Probe: SSE5 - SN 09/13 EP168; ConvF: 6.55; Calibrated: 05/22/2019

A. Experimental conditions

Area Scan	sam_direct_droit2_surf8mm.txt
Phantom	Flat Plane
Device Position	Back
Band	LTE Band 2_RMC
Channels	QPSK, 20MHz, 1RB, Low
Signal	Duty Cycle 1:1

B. SAR Measurement Results

Frequency (MHz)	1860.000000
Relative Permittivity (real part)	52.420415
Conductivity (S/m)	1.501966
Power Variation (%)	1.327810
Ambient Temperature	21.1
Liquid Temperature	21.3

SURFACE SAR	VOLUME SAR
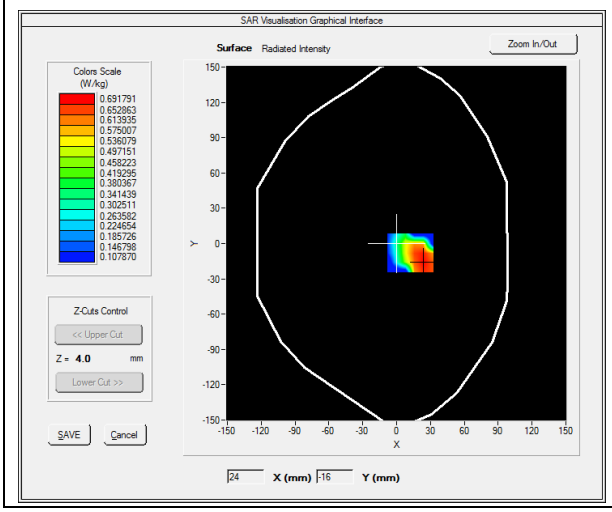	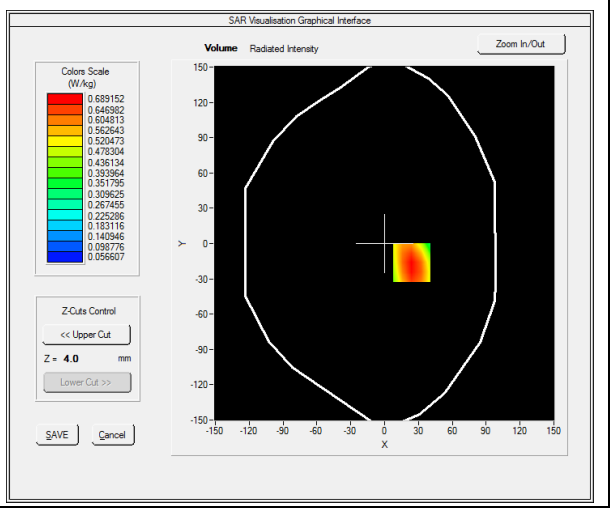

Maximum location: X=24.00, Y=-16.00

SAR Peak: 1.02 W/kg

SAR 10g (W/Kg)	**0.401047**
SAR 1g (W/Kg)	**0.658017**

Z (mm)	**0.00**	**4.00**	**9.00**	**14.00**	**19.00**
SAR (W/Kg)	**1.0189**	**0.6892**	**0.4167**	**0.2545**	**0.1607**

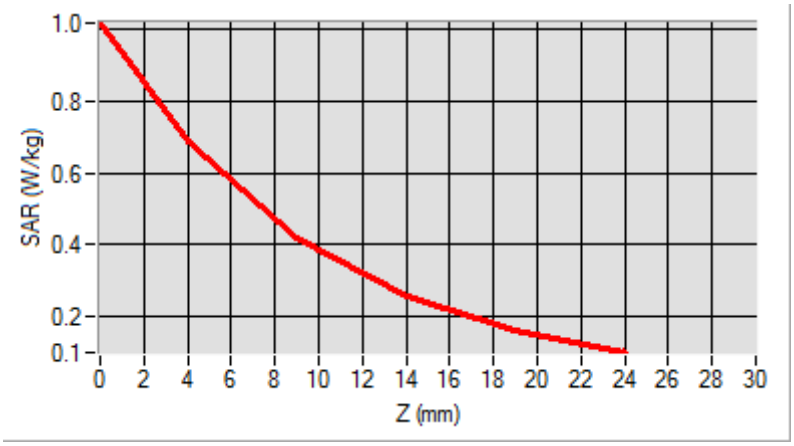

3D screen shot	**Hot spot position**
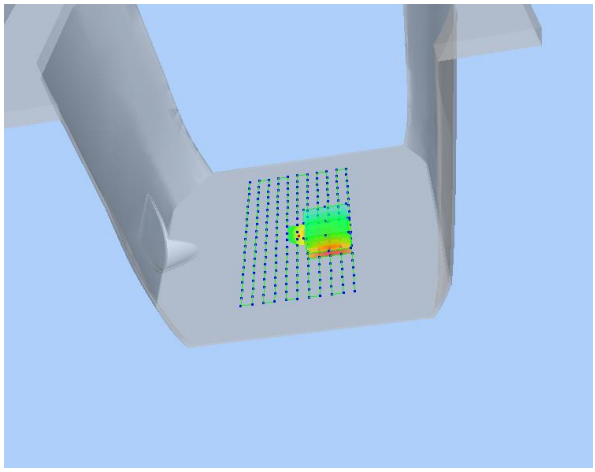	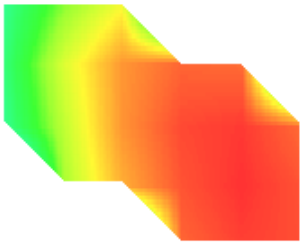

MEASUREMENT 284

Type: Phone measurement (Complete)
Date of measurement: 12/10/2019
Measurement duration: 12 minutes 3 seconds
E-field Probe: SSE5 - SN 09/13 EP168; ConvF: 6.06; Calibrated: 05/22/2019

A. Experimental conditions

Area Scan	sam_direct_droit2_surf8mm.txt
Phantom	Flat Plane
Device Position	Front
Band	LTE Band 4_RMC
Channels	QPSK, 20MHz, 1RB, Middle
Signal	Duty Cycle 1:1

B. SAR Measurement Results

Frequency (MHz)	1732.500000
Relative Permittivity (real part)	51.224510
Conductivity (S/m)	1.461261
Power Variation (%)	0.858383
Ambient Temperature	21.1
Liquid Temperature	21.2

SURFACE SAR	VOLUME SAR
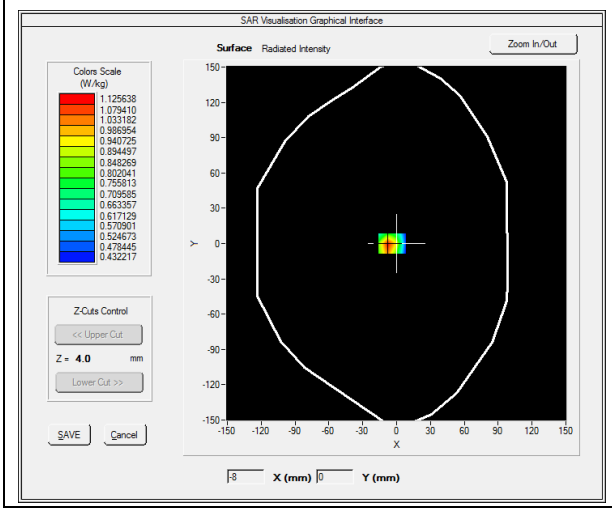	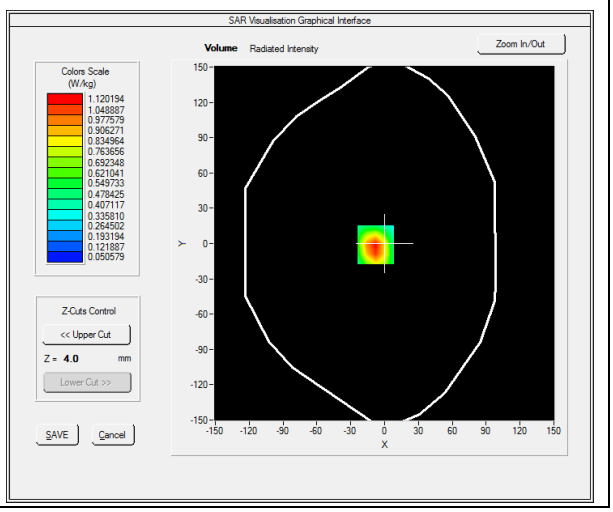

Maximum location: X=-8.00, Y=-1.00

SAR Peak: 1.79 W/kg

SAR 10g (W/Kg)	**0.565446**
SAR 1g (W/Kg)	**1.058071**

Z (mm)	**0.00**	**4.00**	**9.00**	**14.00**	**19.00**
SAR (W/Kg)	**1.7574**	**1.1202**	**0.6227**	**0.3501**	**0.2077**

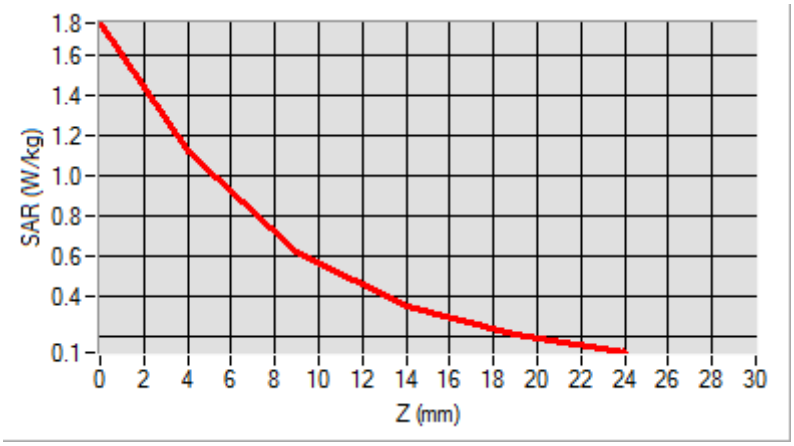

3D screen shot	**Hot spot position**
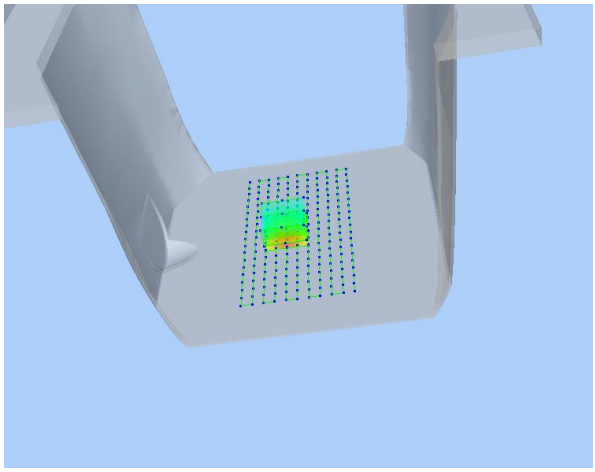	

MEASUREMENT 295

Type: Phone measurement (Complete)
Date of measurement: 12/09/2019
Measurement duration: 12 minutes 3 seconds
E-field Probe: SSE5 - SN 09/13 EP168; ConvF: 7.13; Calibrated: 05/22/2019

A. Experimental conditions

Area Scan	sam_direct_droit2_surf8mm.txt
Phantom	Flat Plane
Device Position	Back
Band	LTE Band 5_RMC
Channels	QPSK, 10MHz, 1RB, Low
Signal	Duty Cycle 1:1

B. SAR Measurement Results

Frequency (MHz)	829.000000
Relative Permittivity (real part)	54.851214
Conductivity (S/m)	0.951454
Power Variation (%)	1.037332
Ambient Temperature	21.1
Liquid Temperature	21.2

SURFACE SAR	VOLUME SAR
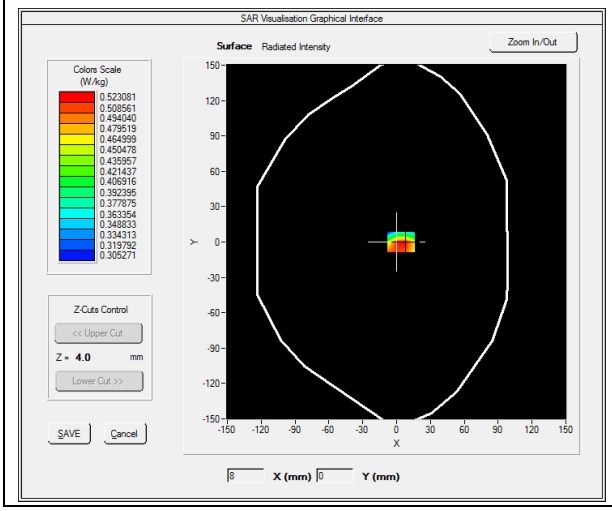	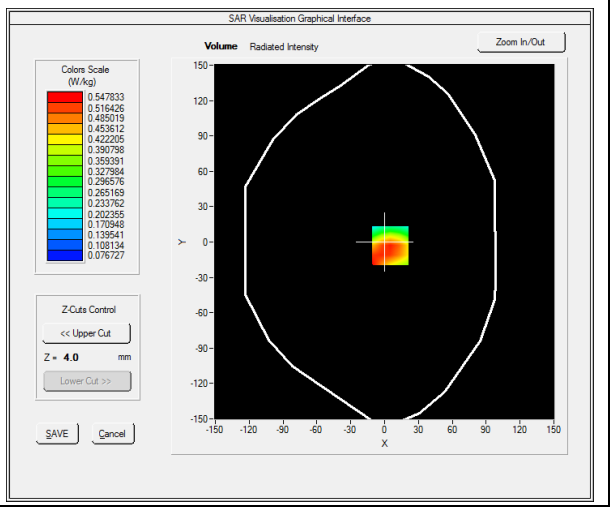

Maximum location: X=5.00, Y=-3.00

SAR Peak: 0.78 W/kg

SAR 10g (W/Kg)	**0.348890**
SAR 1g (W/Kg)	**0.527090**

Z (mm)	**0.00**	**4.00**	**9.00**	**14.00**	**19.00**
SAR (W/Kg)	**2.8943**	**0.5478**	**0.1635**	**0.3211**	**0.1005**

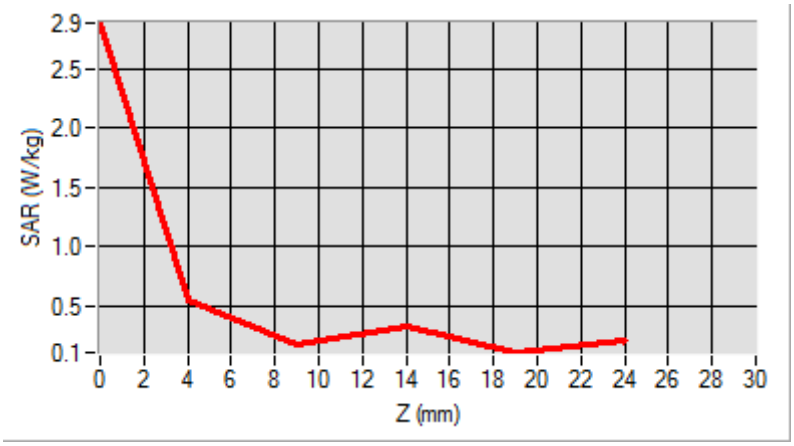

3D screen shot	**Hot spot position**
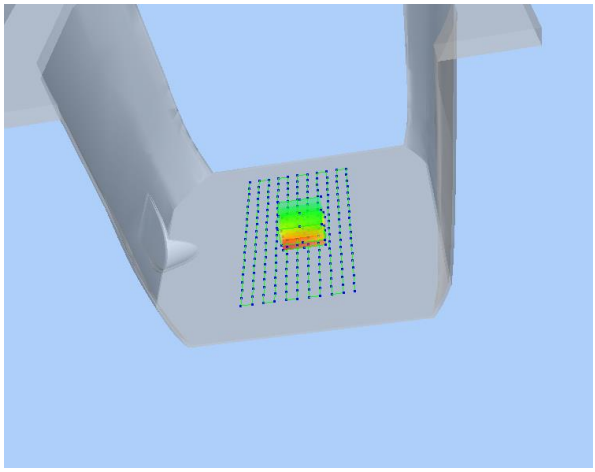	

MEASUREMENT 311

Type: Phone measurement (Complete)
Date of measurement: 12/11/2019
Measurement duration: 12 minutes 3 seconds
E-field Probe: SSE5 - SN 09/13 EP168; ConvF: 5.58; Calibrated: 05/22/2019

A. Experimental conditions

Area Scan	sam_direct_droit2_surf8mm.txt
Phantom	Flat Plane
Device Position	Bottom
Band	LTE Band 7_RMC
Channels	QPSK, 20MHz, 1RB, Low
Signal	Duty Cycle 1:1

B. SAR Measurement Results

Frequency (MHz)	2510.000000
Relative Permittivity (real part)	52.241202
Conductivity (S/m)	2.120943
Power Variation (%)	3.672346
Ambient Temperature	21.1
Liquid Temperature	21.2

SURFACE SAR	VOLUME SAR
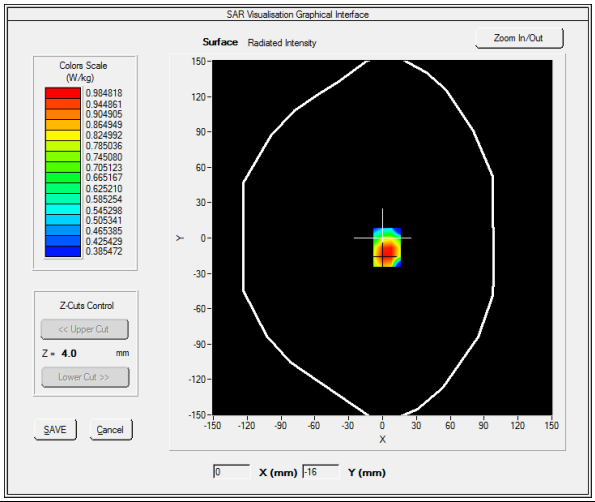	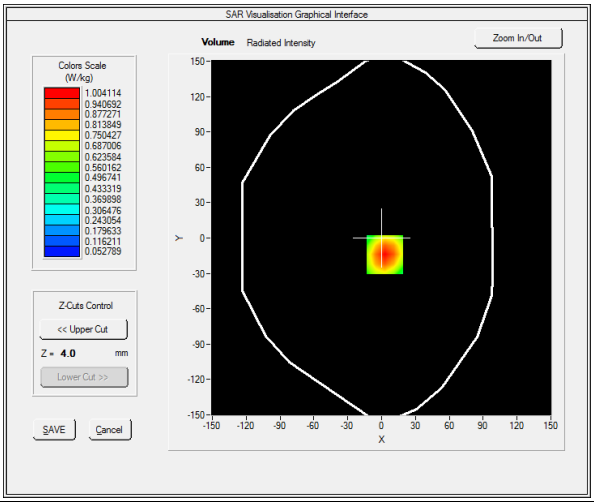

Maximum location: X=3.00, Y=-14.00

SAR Peak: 1.62 W/kg

SAR 10g (W/Kg)	**0.517611**
SAR 1g (W/Kg)	**0.947324**

Z (mm)	**0.00**	**4.00**	**9.00**	**14.00**	**19.00**
SAR (W/Kg)	**1.6197**	**1.0041**	**0.5338**	**0.2841**	**0.1588**

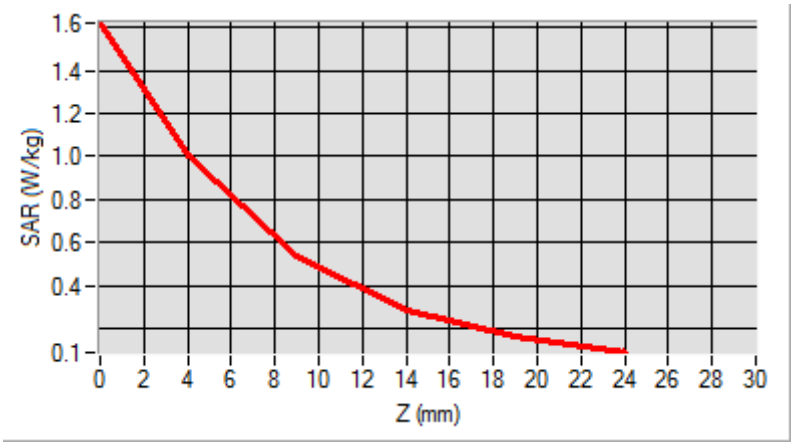

3D screen shot	**Hot spot position**
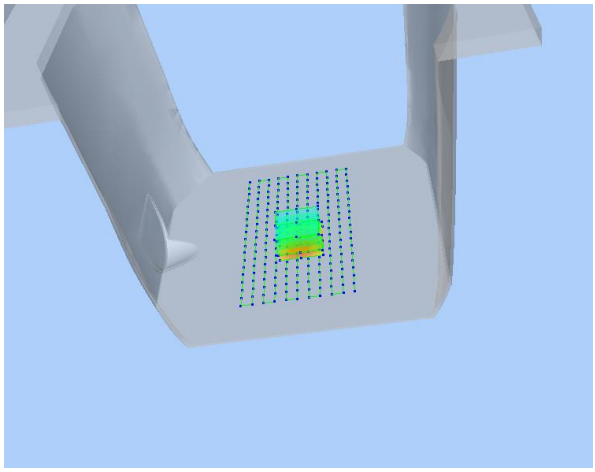	

MEASUREMENT 321

Type: Phone measurement (Complete)
Date of measurement: 12/09/2019
Measurement duration: 12 minutes 3 seconds
E-field Probe: SSE5 - SN 09/13 EP168; ConvF: 7.28; Calibrated: 05/22/2019

A. Experimental conditions

Area Scan	sam_direct_droit2_surf8mm.txt
Phantom	Flat Plane
Device Position	Back
Band	LTE Band 12_RMC
Channels	QPSK, 10MHz, 1RB, Low
Signal	Duty Cycle 1:1

B. SAR Measurement Results

Frequency (MHz)	704.000000
Relative Permittivity (real part)	54.964739
Conductivity (S/m)	0.931048
Power Variation (%)	3.672346
Ambient Temperature	21.1
Liquid Temperature	21.2

SURFACE SAR	VOLUME SAR
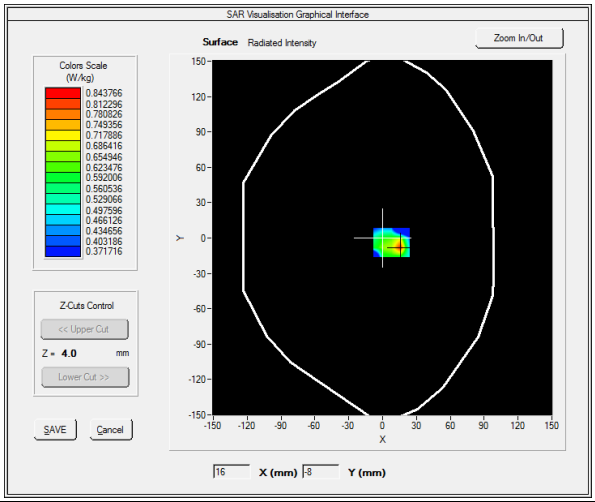	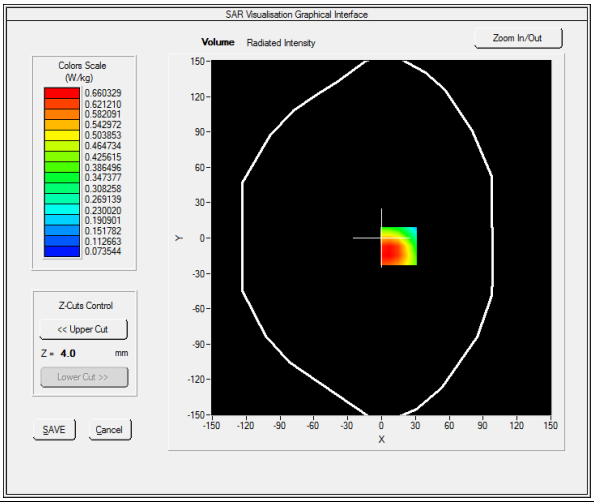

Maximum location: X=15.00, Y=-7.00

SAR Peak: 0.91 W/kg

SAR 10g (W/Kg)	**0.466779**
SAR 1g (W/Kg)	**0.684807**

Z (mm)	**0.00**	**4.00**	**9.00**	**14.00**	**19.00**
SAR (W/Kg)	**2.6241**	**0.6603**	**0.2766**	**0.3557**	**0.1518**

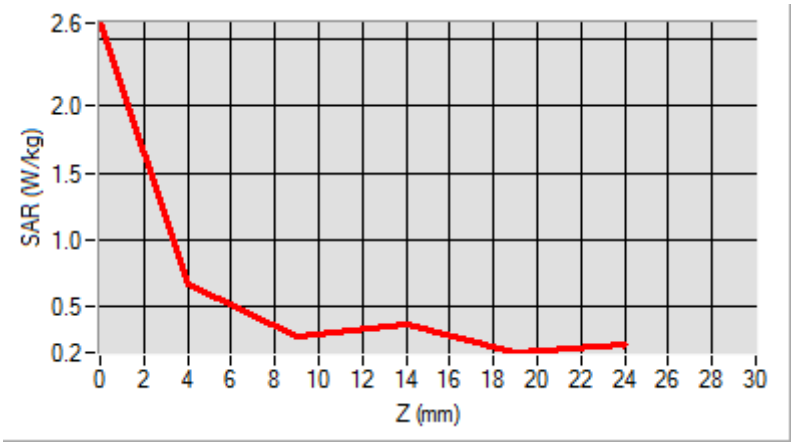

3D screen shot	**Hot spot position**
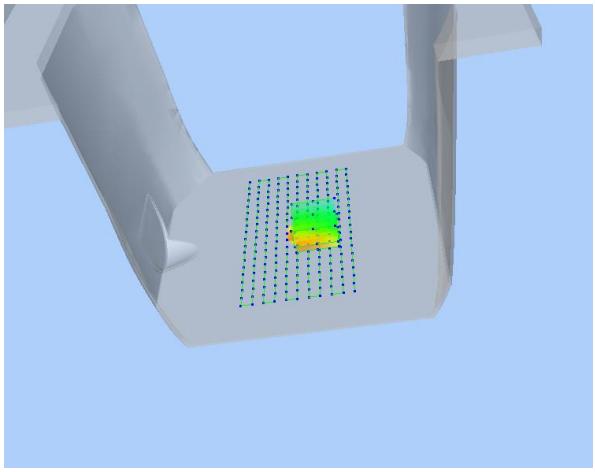	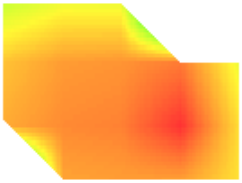

MEASUREMENT 331

Type: Phone measurement (Complete)
Date of measurement: 12/09/2019
Measurement duration: 12 minutes 3 seconds
E-field Probe: SSE5 - SN 09/13 EP168; ConvF: 7.28; Calibrated: 05/22/2019

A. Experimental conditions

Area Scan	sam_direct_droit2_surf8mm.txt
Phantom	Flat Plane
Device Position	Back
Band	LTE Band 13_RMC
Channels	QPSK, 10MHz, 1RB, Middle
Signal	Duty Cycle 1:1

B. SAR Measurement Results

Frequency (MHz)	782.000000
Relative Permittivity (real part)	54.964739
Conductivity (S/m)	0.931048
Power Variation (%)	3.017812
Ambient Temperature	21.1
Liquid Temperature	21.2

SURFACE SAR	VOLUME SAR
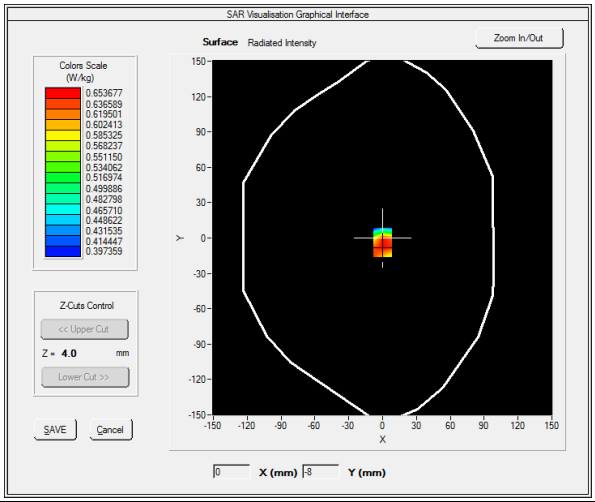	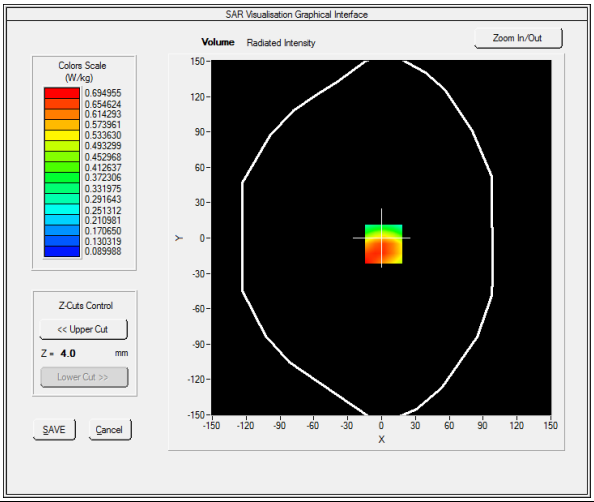

Maximum location: X=2.00, Y=-5.00

SAR Peak: 0.94 W/kg

SAR 10g (W/Kg)	**0.466402**
SAR 1g (W/Kg)	**0.682678**

Z (mm)	**0.00**	**4.00**	**9.00**	**14.00**	**19.00**
SAR (W/Kg)	**3.9224**	**0.6950**	**0.2042**	**0.4358**	**0.1204**

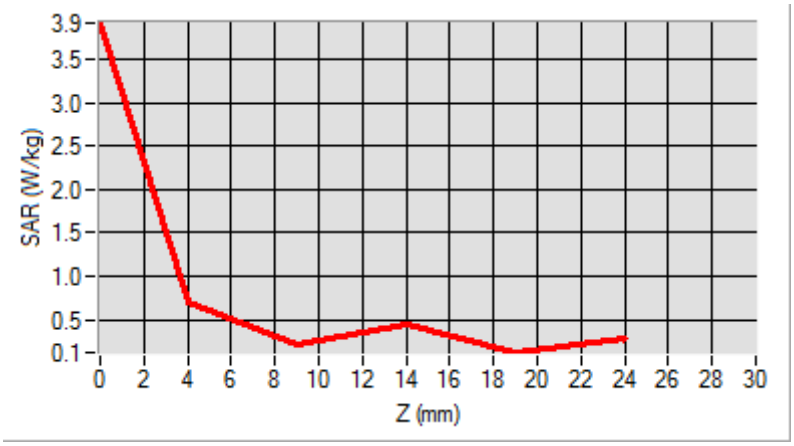

3D screen shot	**Hot spot position**
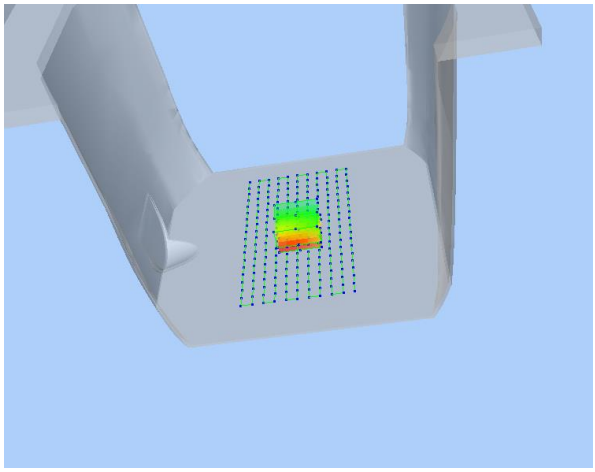	

MEASUREMENT 341

Type: Phone measurement (Complete)
Date of measurement: 12/09/2019
Measurement duration: 12 minutes 3 seconds
E-field Probe: SSE5 - SN 09/13 EP168; ConvF: 7.28; Calibrated: 05/22/2019

A. Experimental conditions

Area Scan	sam_direct_droit2_surf8mm.txt
Phantom	Flat Plane
Device Position	Back
Band	LTE Band 17_RMC
Channels	QPSK, 5MHz, 1RB, Low
Signal	Duty Cycle 1:1

B. SAR Measurement Results

Frequency (MHz)	709.000000
Relative Permittivity (real part)	54.964739
Conductivity (S/m)	0.931048
Power Variation (%)	3.108329
Ambient Temperature	21.1
Liquid Temperature	21.2

SURFACE SAR	VOLUME SAR
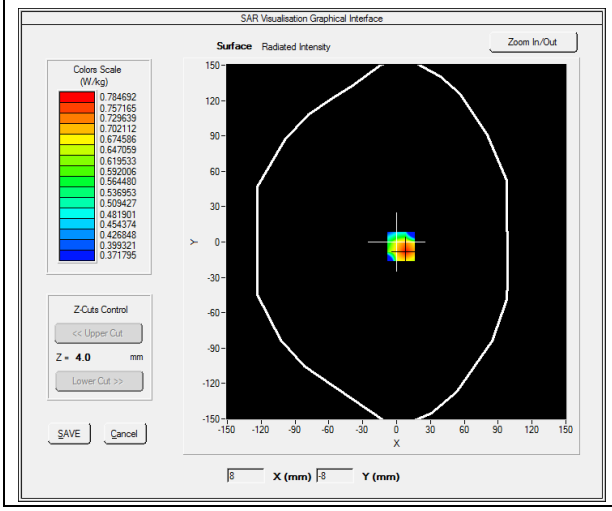	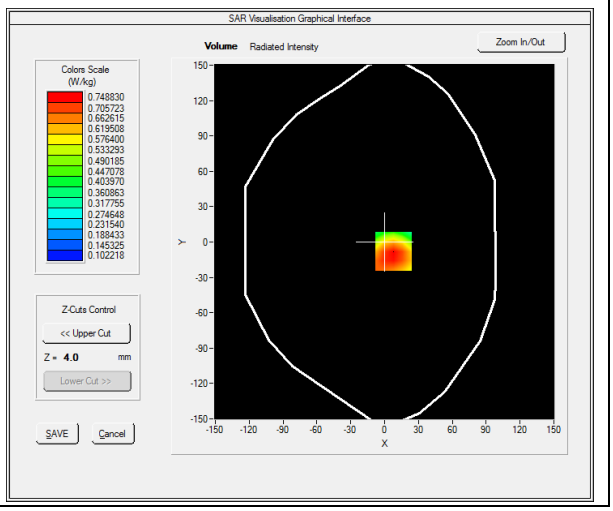

Maximum location: X=8.00, Y=-8.00

SAR Peak: 0.98 W/kg

SAR 10g (W/Kg)	**0.539226**
SAR 1g (W/Kg)	**0.768633**

Z (mm)	**0.00**	**4.00**	**9.00**	**14.00**	**19.00**
SAR (W/Kg)	**0.9726**	**0.7488**	**0.5366**	**0.3844**	**0.2756**

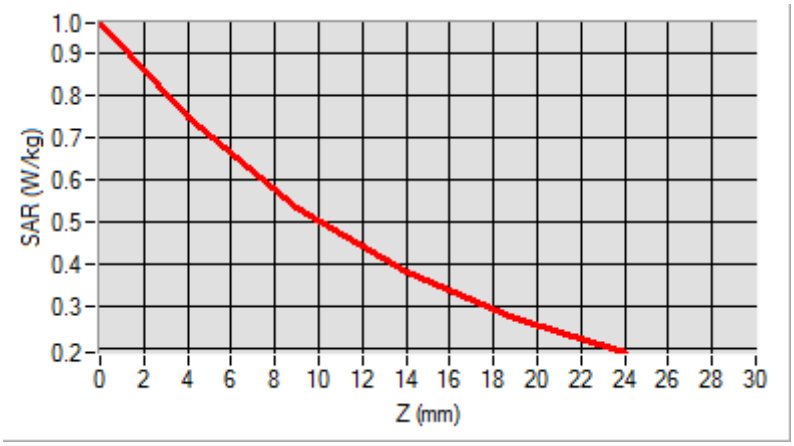

3D screen shot	**Hot spot position**
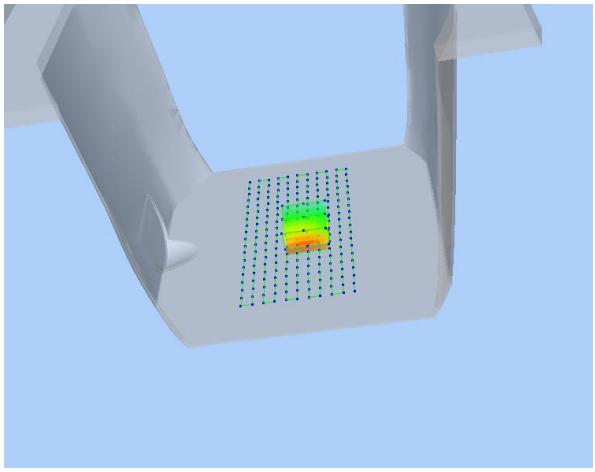	

MEASUREMENT 351

Type: Phone measurement (Complete)
Date of measurement: 12/10/2019
Measurement duration: 12 minutes 3 seconds
E-field Probe: SSE5 - SN 09/13 EP168; ConvF: 6.55; Calibrated: 05/22/2019

A. Experimental conditions

Area Scan	sam_direct_droit2_surf8mm.txt
Phantom	Flat Plane
Device Position	Back
Band	LTE Band 25_RMC
Channels	QPSK, 20MHz, 1RB, Low
Signal	Duty Cycle 1:1

B. SAR Measurement Results

Frequency (MHz)	1860.000000
Relative Permittivity (real part)	52.420415
Conductivity (S/m)	1.501966
Power Variation (%)	1.305272
Ambient Temperature	21.1
Liquid Temperature	21.3

SURFACE SAR	VOLUME SAR
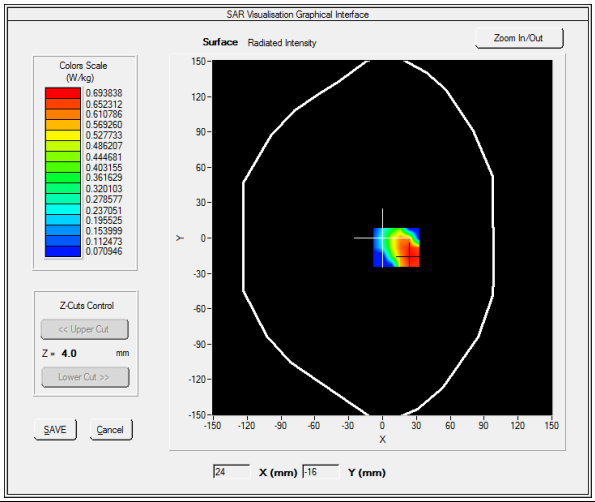	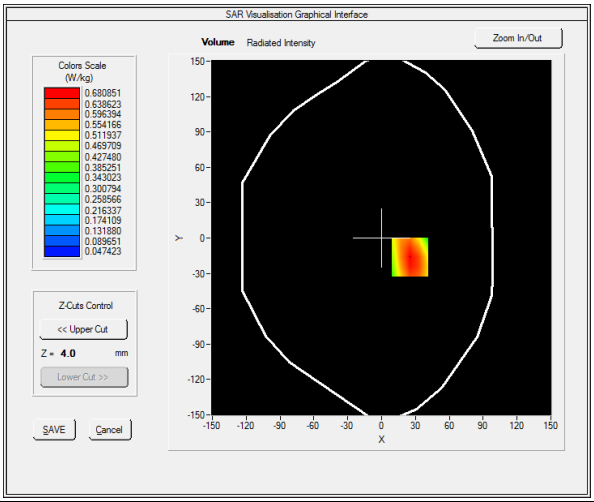

Maximum location: X=25.00, Y=-16.00

SAR Peak: 1.00 W/kg

SAR 10g (W/Kg)	**0.402116**
SAR 1g (W/Kg)	**0.650356**

Z (mm)	**0.00**	**4.00**	**9.00**	**14.00**	**19.00**
SAR (W/Kg)	**0.9988**	**0.6809**	**0.4189**	**0.2640**	**0.1752**

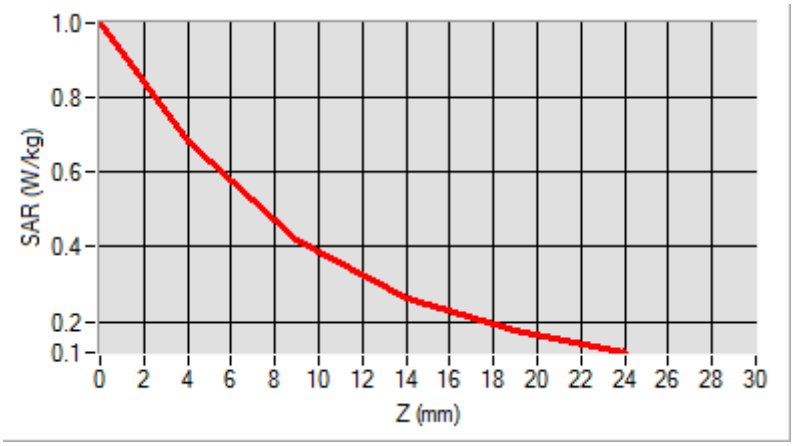

3D screen shot	**Hot spot position**
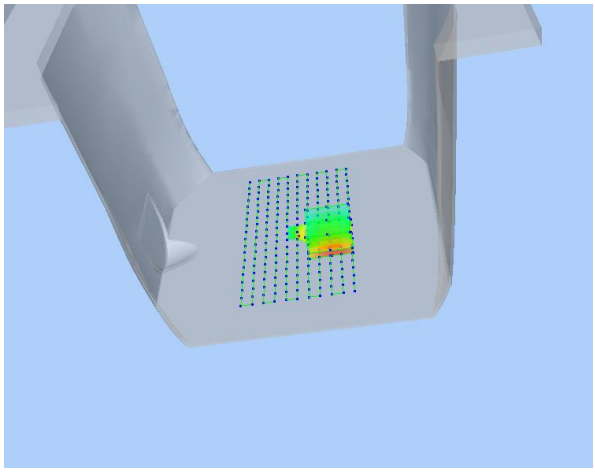	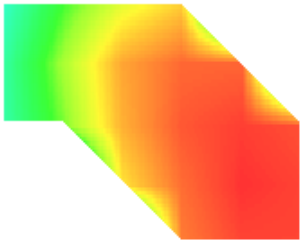

MEASUREMENT 361

Type: Phone measurement (Complete)
Date of measurement: 12/09/2019
Measurement duration: 12 minutes 3 seconds
E-field Probe: SSE5 - SN 09/13 EP168; ConvF: 7.13; Calibrated: 05/22/2019

A. Experimental conditions

Area Scan	sam_direct_droit2_surf8mm.txt
Phantom	Flat Plane
Device Position	Back
Band	LTE Band 26_RMC
Channels	QPSK, 10MHz, 1RB, Middle
Signal	Duty Cycle 1:1

B. SAR Measurement Results

Frequency (MHz)	819.000000
Relative Permittivity (real part)	54.851214
Conductivity (S/m)	0.951454
Power Variation (%)	1.210493
Ambient Temperature	21.1
Liquid Temperature	21.2

SURFACE SAR	VOLUME SAR
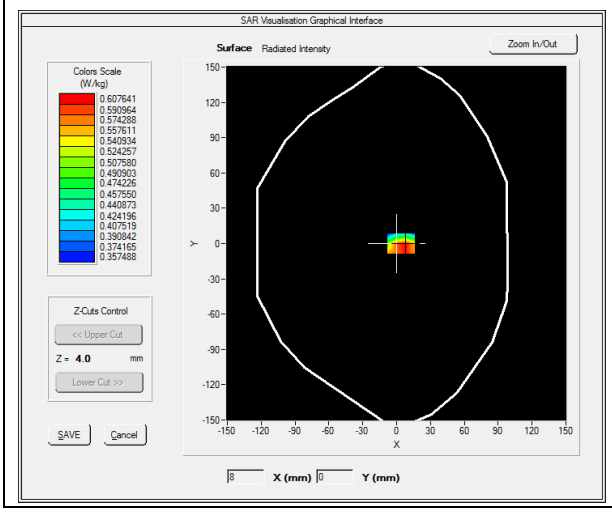	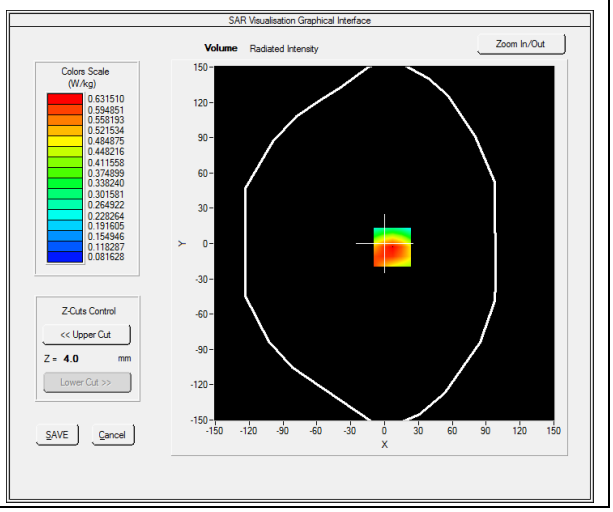

Maximum location: X=7.00, Y=-3.00

SAR Peak: 0.92 W/kg

SAR 10g (W/Kg)	**0.410872**
SAR 1g (W/Kg)	**0.626867**

Z (mm)	**0.00**	**4.00**	**9.00**	**14.00**	**19.00**
SAR (W/Kg)	**0.9088**	**0.6315**	**0.4029**	**0.2686**	**0.1927**

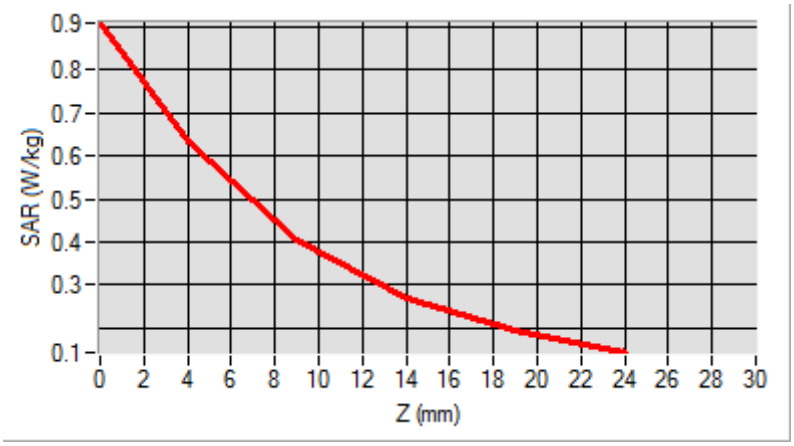

3D screen shot	**Hot spot position**
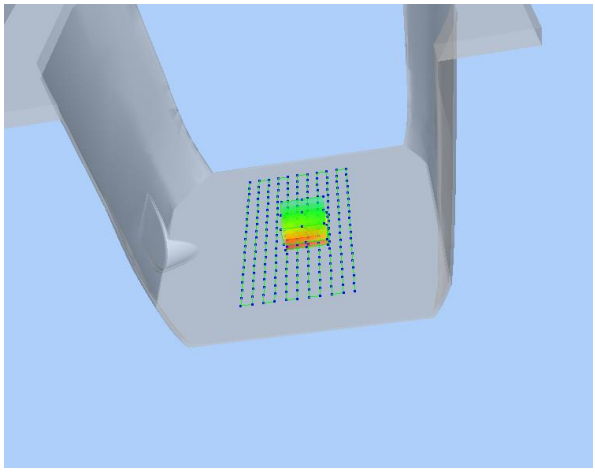	

MEASUREMENT 371

Type: Phone measurement (Complete)
Date of measurement: 12/09/2019
Measurement duration: 12 minutes 3 seconds
E-field Probe: SSE5 - SN 09/13 EP168; ConvF: 7.13; Calibrated: 05/22/2019

A. Experimental conditions

Area Scan	sam_direct_droit2_surf8mm.txt
Phantom	Flat Plane
Device Position	Back
Band	LTE Band 26_RMC
Channels	QPSK, 10MHz, 1RB, Middle
Signal	Duty Cycle 1:1

B. SAR Measurement Results

Frequency (MHz)	831.000000
Relative Permittivity (real part)	54.851214
Conductivity (S/m)	0.951454
Power Variation (%)	1.210493
Ambient Temperature	21.1
Liquid Temperature	21.2

SURFACE SAR	VOLUME SAR
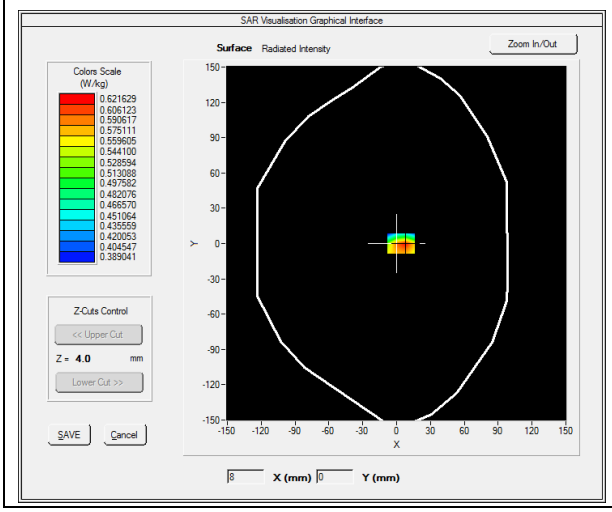	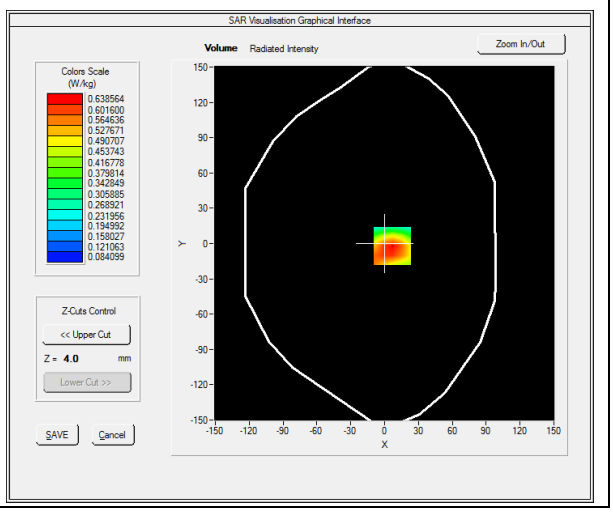

Maximum location: X=7.00, Y=-2.00

SAR Peak: 0.92 W/kg

SAR 10g (W/Kg)	**0.413010**
SAR 1g (W/Kg)	**0.630470**

Z (mm)	**0.00**	**4.00**	**9.00**	**14.00**	**19.00**
SAR (W/Kg)	**0.9076**	**0.6386**	**0.4129**	**0.2767**	**0.1970**

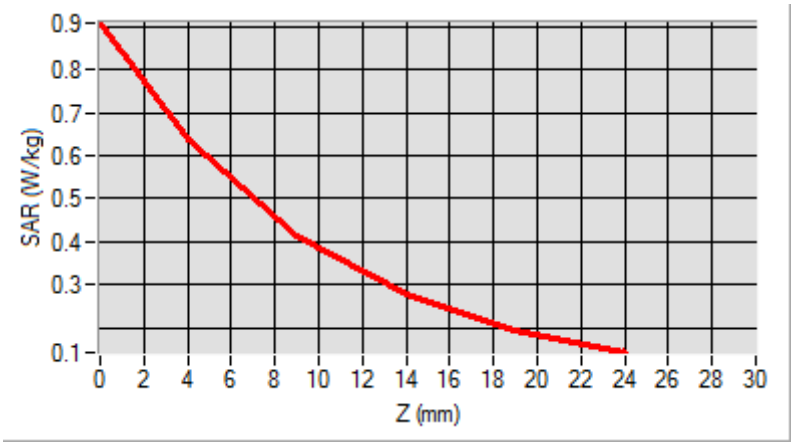

3D screen shot	**Hot spot position**
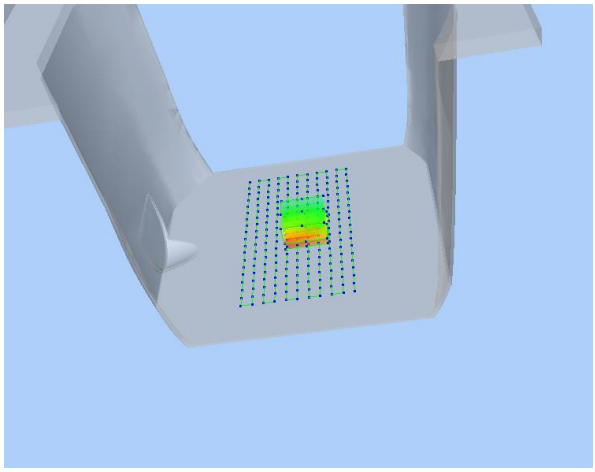	

MEASUREMENT 381

Type: Phone measurement (Complete)
Date of measurement: 12/11/2019
Measurement duration: 12 minutes 3 seconds
E-field Probe: SSE5 - SN 09/13 EP168; ConvF: 5.58; Calibrated: 05/22/2019

A. Experimental conditions

Area Scan	sam_direct_droit2_surf8mm.txt
Phantom	Flat Plane
Device Position	Back
Band	LTE Band 30_RMC
Channels	QPSK, 10MHz, 1RB, Middle
Signal	Duty Cycle 1:1

B. SAR Measurement Results

Frequency (MHz)	2310.000000
Relative Permittivity (real part)	52.010212
Conductivity (S/m)	1.910255
Power Variation (%)	3.672346
Ambient Temperature	21.1
Liquid Temperature	21.2

SURFACE SAR	VOLUME SAR
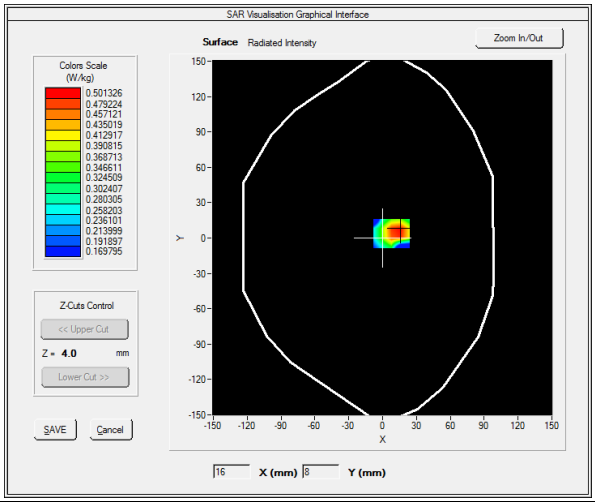	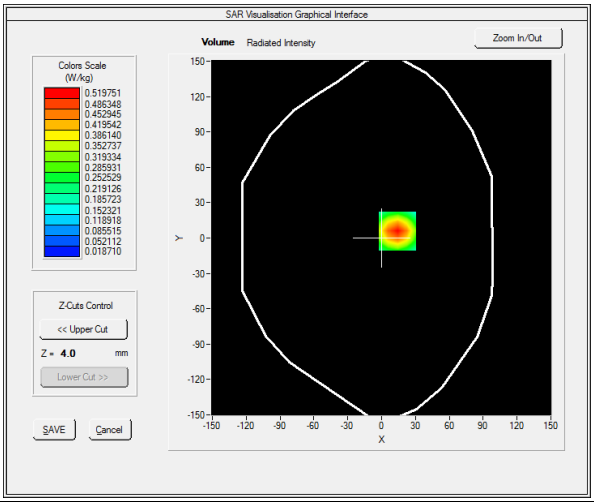

Maximum location: X=14.00, Y=6.00

SAR Peak: 0.83 W/kg

SAR 10g (W/Kg)	**0.255634**
SAR 1g (W/Kg)	**0.485948**

Z (mm)	**0.00**	**4.00**	**9.00**	**14.00**	**19.00**
SAR (W/Kg)	**0.8326**	**0.5198**	**0.2788**	**0.1493**	**0.0833**

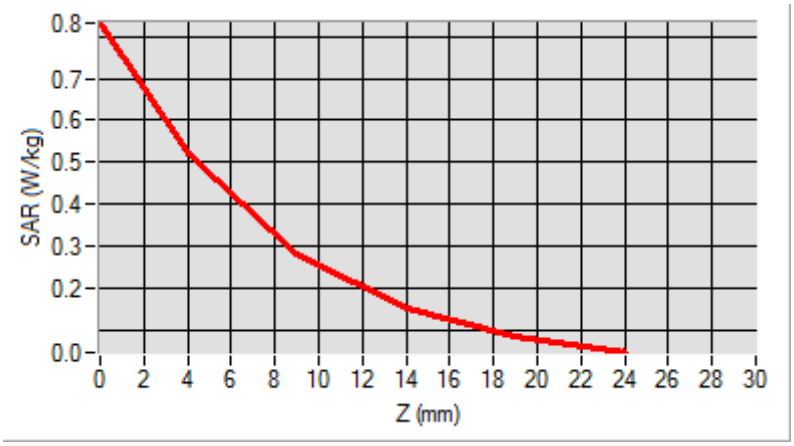

3D screen shot	**Hot spot position**
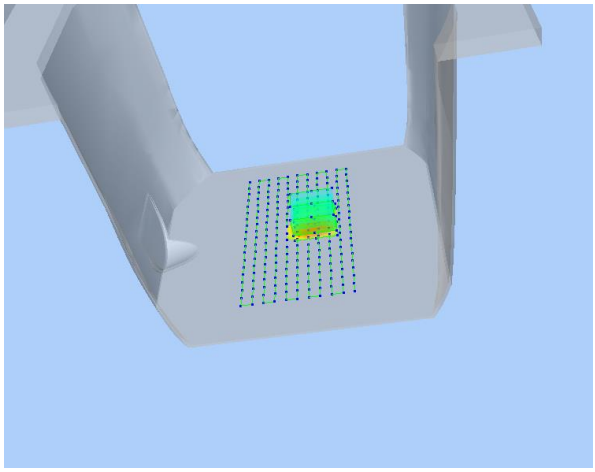	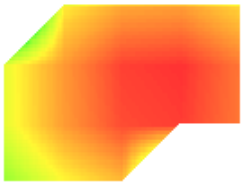

MEASUREMENT 391

Type: Phone measurement (Complete)
Date of measurement: 12/11/2019
Measurement duration: 12 minutes 3 seconds
E-field Probe: SSE5 - SN 09/13 EP168; ConvF: 5.80; Calibrated: 05/22/2019

A. Experimental conditions

Area Scan	sam_direct_droit2_surf8mm.txt
Phantom	Flat Plane
Device Position	Back
Band	LTE Band 40_RMC
Channels	QPSK, 10MHz, 1RB, Middle
Signal	Duty Cycle 1:1

B. SAR Measurement Results

Frequency (MHz)	2310.000000
Relative Permittivity (real part)	52.010212
Conductivity (S/m)	1.910255
Power Variation (%)	2.492743
Ambient Temperature	21.1
Liquid Temperature	21.2

SURFACE SAR	VOLUME SAR
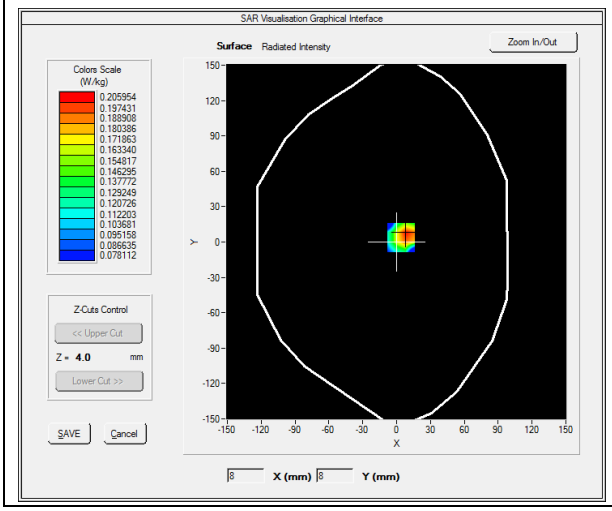	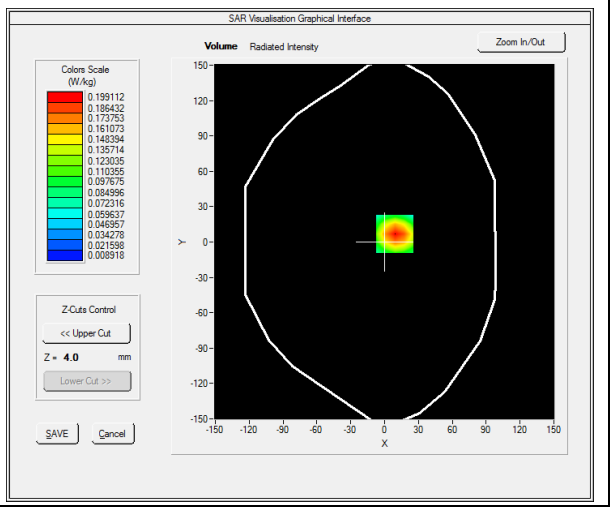

Maximum location: X=9.00, Y=7.00

SAR Peak: 0.31 W/kg

SAR 10g (W/Kg)	**0.101480**
SAR 1g (W/Kg)	**0.186176**

Z (mm)	**0.00**	**4.00**	**9.00**	**14.00**	**19.00**
SAR (W/Kg)	**0.3040**	**0.1991**	**0.1141**	**0.0648**	**0.0371**

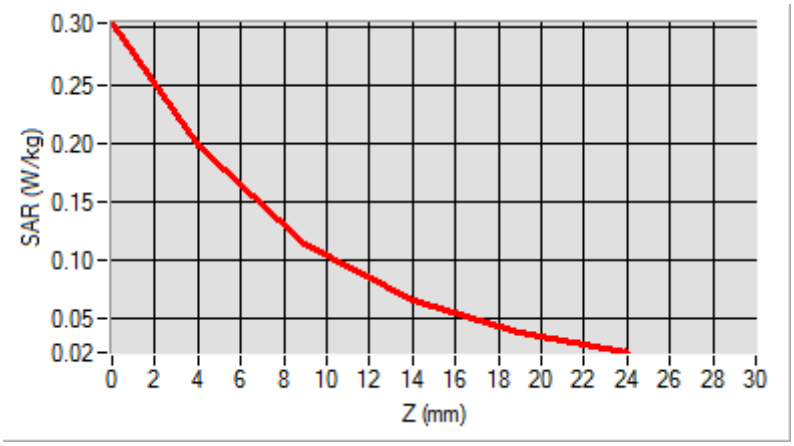

3D screen shot	**Hot spot position**
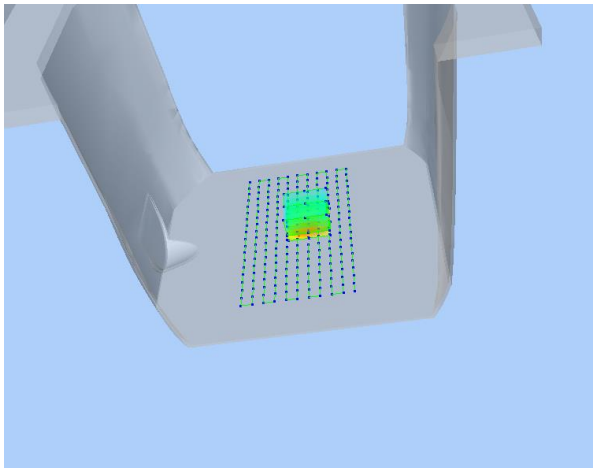	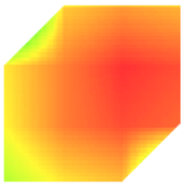

MEASUREMENT 401

Type: Phone measurement (Complete)
Date of measurement: 12/11/2019
Measurement duration: 12 minutes 3 seconds
E-field Probe: SSE5 - SN 09/13 EP168; ConvF: 5.80; Calibrated: 05/22/2019

A. Experimental conditions

Area Scan	sam_direct_droit2_surf8mm.txt
Phantom	Flat Plane
Device Position	Back
Band	LTE Band 40_RMC
Channels	QPSK, 10MHz, 1RB, Middle
Signal	Duty Cycle 1:1

B. SAR Measurement Results

Frequency (MHz)	2355.000000
Relative Permittivity (real part)	52.010212
Conductivity (S/m)	1.910255
Power Variation (%)	2.098922
Ambient Temperature	21.1
Liquid Temperature	21.2

SURFACE SAR	VOLUME SAR
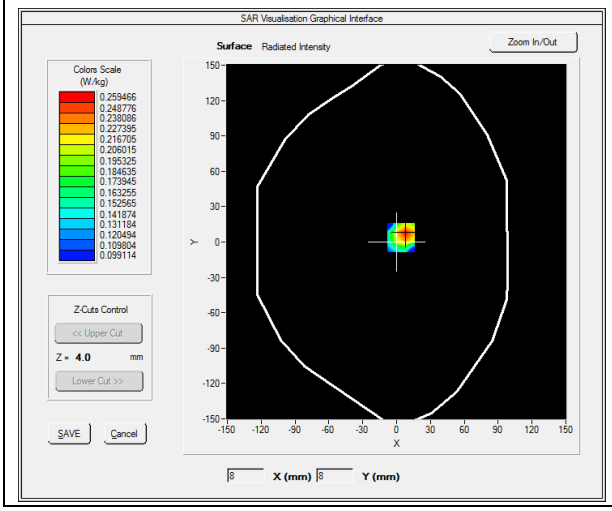	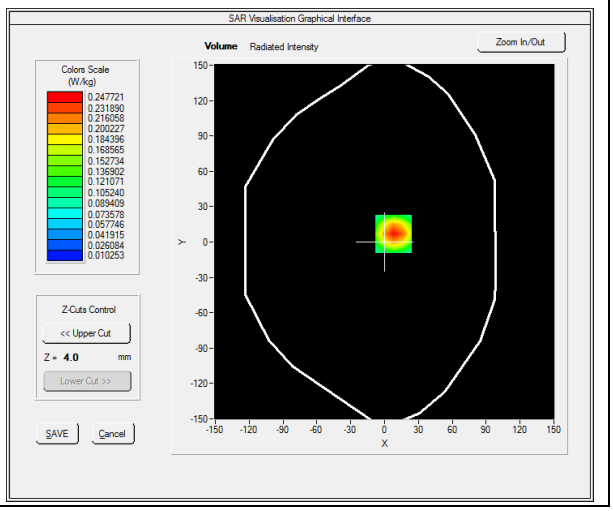

Maximum location: X=8.00, Y=7.00

SAR Peak: 0.40 W/kg

SAR 10g (W/Kg)	**0.122834**
SAR 1g (W/Kg)	**0.231663**

Z (mm)	**0.00**	**4.00**	**9.00**	**14.00**	**19.00**
SAR (W/Kg)	**0.3976**	**0.2477**	**0.1330**	**0.0721**	**0.0415**

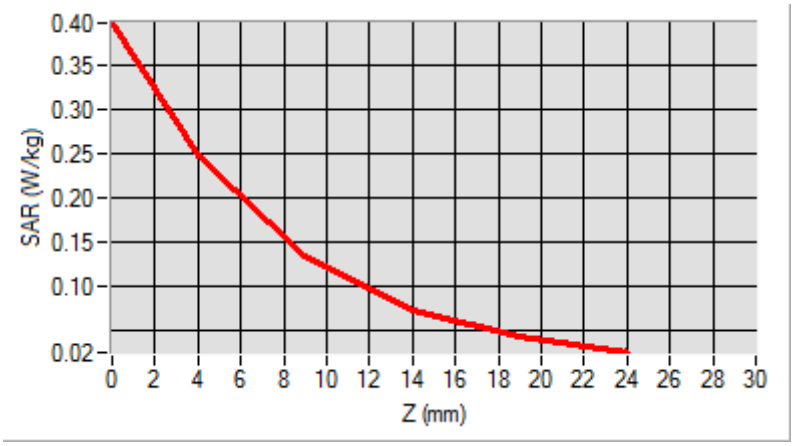

3D screen shot	**Hot spot position**
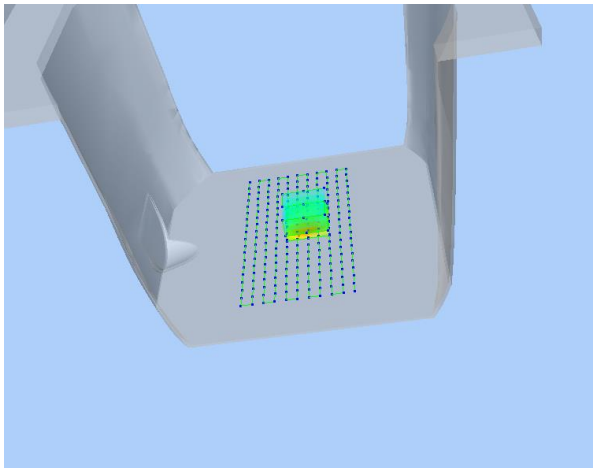	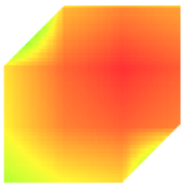

MEASUREMENT 412

Type: Phone measurement (Complete)
Date of measurement: 12/11/2019
Measurement duration: 12 minutes 3 seconds
E-field Probe: SSE5 - SN 09/13 EP168; ConvF: 5.58; Calibrated: 05/22/2019

A. Experimental conditions

Area Scan	sam_direct_droit2_surf8mm.txt
Phantom	Flat Plane
Device Position	Front
Band	LTE Band 66_RMC
Channels	QPSK, 5MHz, 1RB, Low
Signal	Duty Cycle 1:1

B. SAR Measurement Results

Frequency (MHz)	1720.000000
Relative Permittivity (real part)	51.224510
Conductivity (S/m)	1.461261
Power Variation (%)	0.672346
Ambient Temperature	21.1
Liquid Temperature	21.2

SURFACE SAR	VOLUME SAR
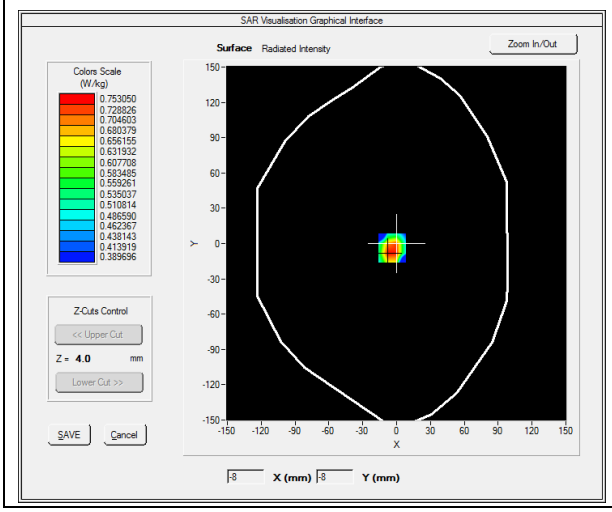	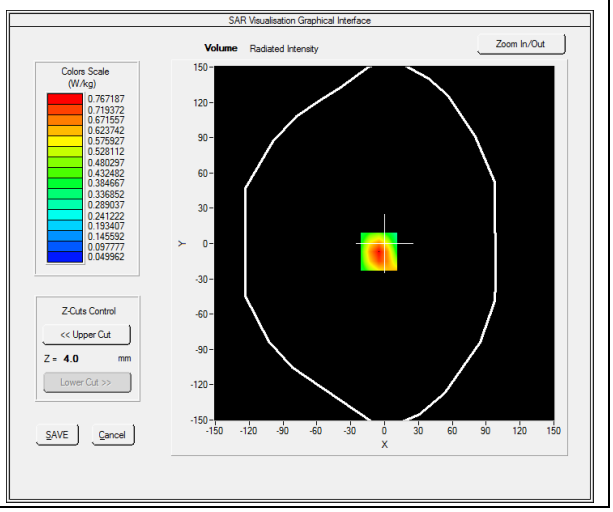

Maximum location: X=-5.00, Y=-7.00

SAR Peak: 1.16 W/kg

SAR 10g (W/Kg)	**0.410468**
SAR 1g (W/Kg)	**0.720799**

Z (mm)	**0.00**	**4.00**	**9.00**	**14.00**	**19.00**
SAR (W/Kg)	**1.1616**	**0.7672**	**0.4475**	**0.2621**	**0.1584**

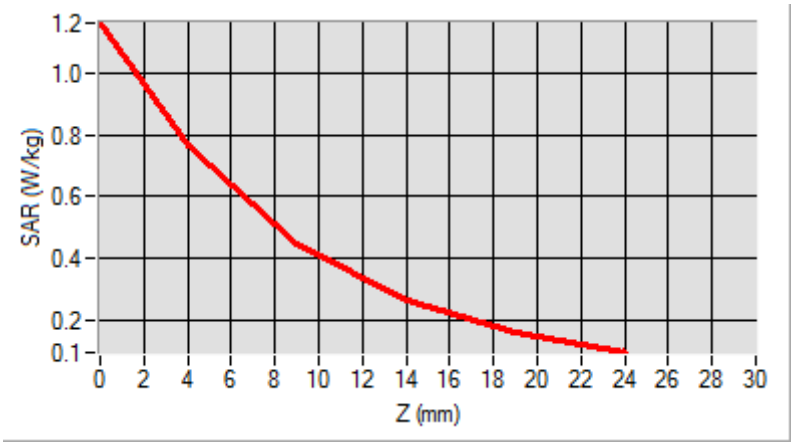

3D screen shot	**Hot spot position**
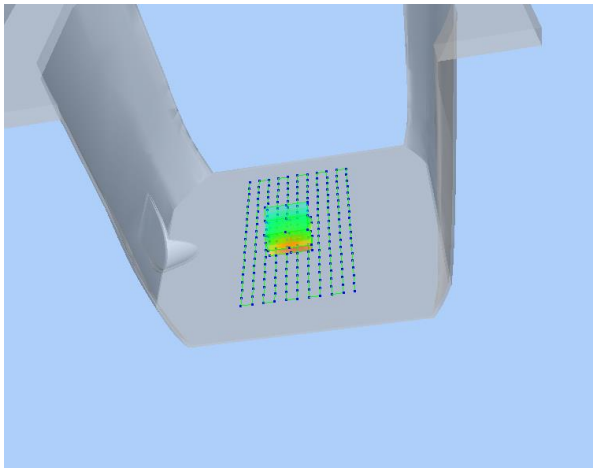	

MEASUREMENT 421

Type: Phone measurement (Complete)
Date of measurement: 12/11/2019
Measurement duration: 12 minutes 3 seconds
E-field Probe: SSE5 - SN 09/13 EP168; ConvF: 5.80; Calibrated: 05/22/2019

A. Experimental conditions

Area Scan	sam_direct_droit2_surf8mm.txt
Phantom	Flat Plane
Device Position	Back
Band	WiFi_802.11b
Channels	Low
Signal	Duty Cycle 1:1

B. SAR Measurement Results

Frequency (MHz)	2412.000000
Relative Permittivity (real part)	52.010212
Conductivity (S/m)	1.910255
Power Variation (%)	2.492743
Ambient Temperature	21.1
Liquid Temperature	21.2

SURFACE SAR	VOLUME SAR
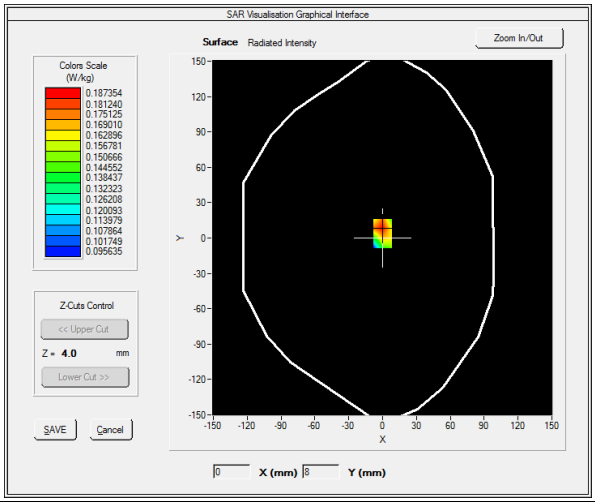	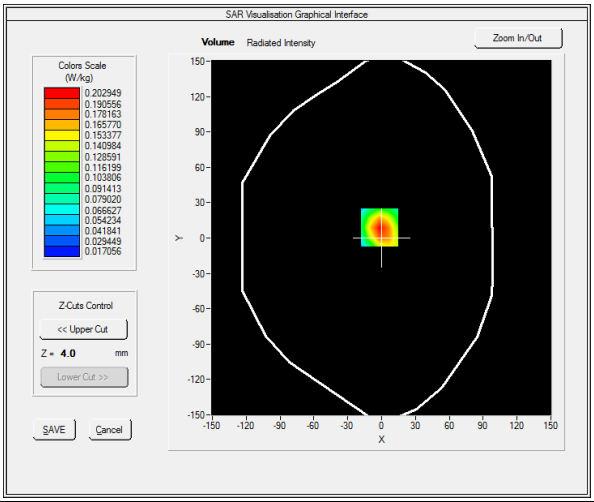

Maximum location: X=-2.00, Y=9.00

SAR Peak: 0.35 W/kg

SAR 10g (W/Kg)	**0.101704**
SAR 1g (W/Kg)	**0.192395**

Z (mm)	**0.00**	**4.00**	**9.00**	**14.00**	**19.00**
SAR (W/Kg)	**0.3485**	**0.2029**	**0.1002**	**0.0526**	**0.0331**

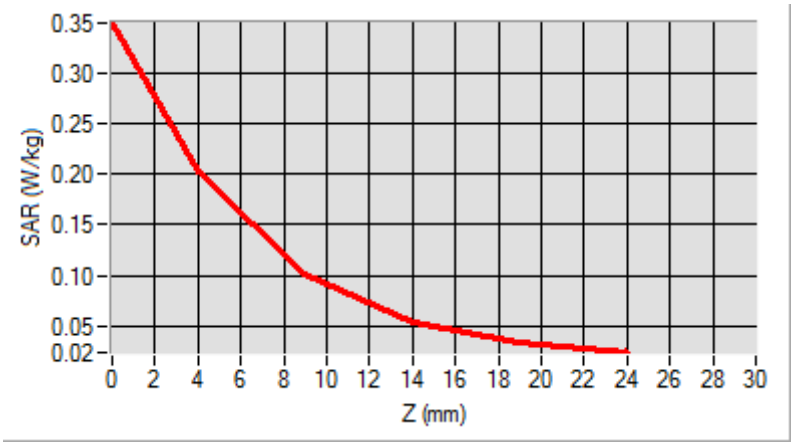

3D screen shot	**Hot spot position**
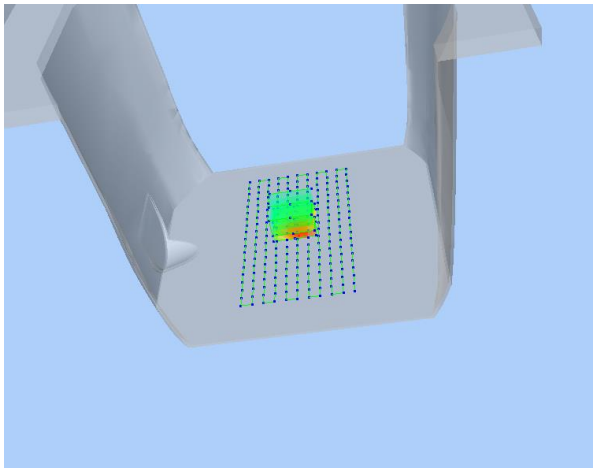	

MEASUREMENT 425

Type: Phone measurement (Complete)
Date of measurement: 12/12/2019
Measurement duration: 12 minutes 3 seconds
E-field Probe: SSE2 - SN 45/15 EPGO280; ConvF: 2.39; Calibrated: 2019/07/08

A. Experimental conditions

Area Scan	sam_direct_droit2_surf8mm.txt
Phantom	Flat Plane
Device Position	Back
Band	WiFi(5.2G)_802.11a
Channels	Low
Signal	Duty Cycle: 1:1

B. SAR Measurement Results

Frequency (MHz)	5180.000000
Relative Permittivity (real part)	48.501241
Conductivity (S/m)	5.160213
Power Variation (%)	0.542660
Ambient Temperature	21.1
Liquid Temperature	21.2

SURFACE SAR	VOLUME SAR
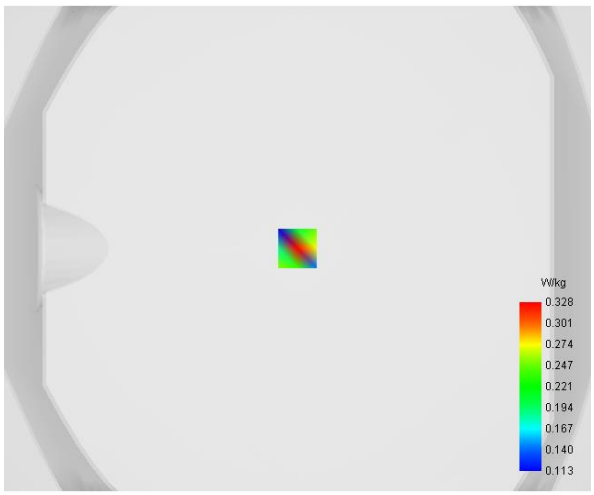	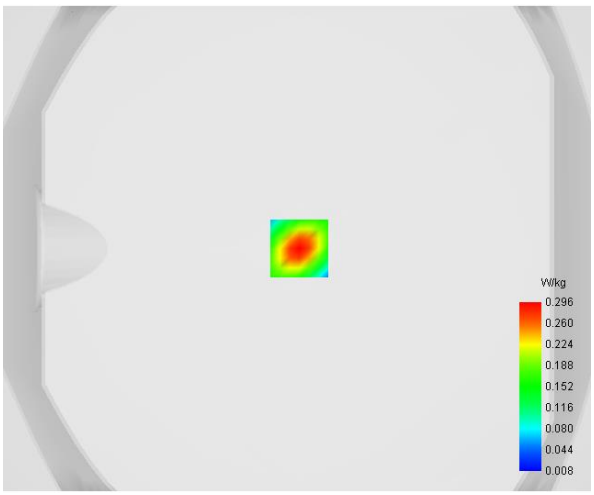

Maximum location: X=1.00, Y=0.00

SAR 10g (W/Kg)	**0.072833**
SAR 1g (W/Kg)	**0.182414**

Z (mm)	0.00	2.00	4.00	6.00	8.00	10.00	12.00	14.00	16.00
SAR (W/Kg)	0.5014	0.2958	0.1656	0.0903	0.0512	0.0319	0.0233	0.0204	0.0206

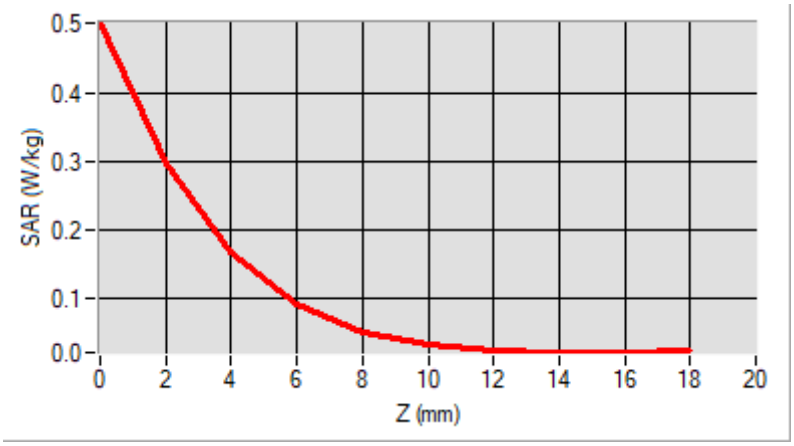

3D screen shot	Hot spot position
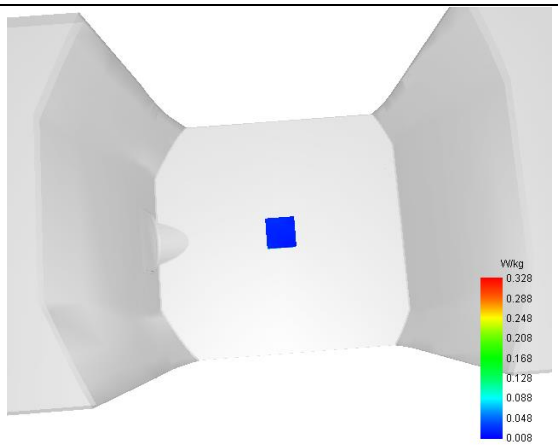	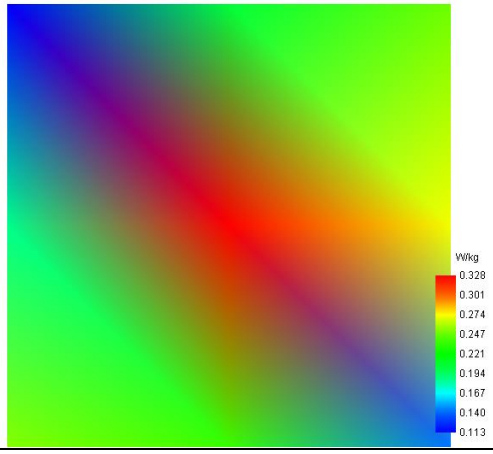

MEASUREMENT 429

Type: Phone measurement (Complete)
Date of measurement: 12/10/2019
Measurement duration: 12 minutes 3 seconds
E-field Probe: SSE2 - SN 45/15 EPGO280; ConvF: 2.28; Calibrated: 2019/07/08

A. Experimental conditions

Area Scan	dx=8mm dy=8mm
Zoom Scan	dx=4mm dy=4mm dz=2mm
Phantom	Flat Plane
Device Position	Back
Band	WiFi(5.3G)_802.11n_20
Channels	High
Signal	Duty Cycle: 1:1

B. SAR Measurement Results

Frequency (MHz)	5320.000000
Relative Permittivity (real part)	48.502911
Conductivity (S/m)	5.261483
Power Variation (%)	0.848378
Ambient Temperature	21.1
Liquid Temperature	21.2

SURFACE SAR	VOLUME SAR
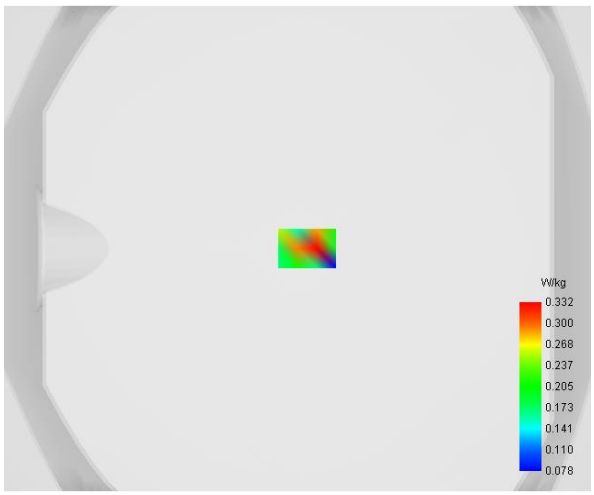	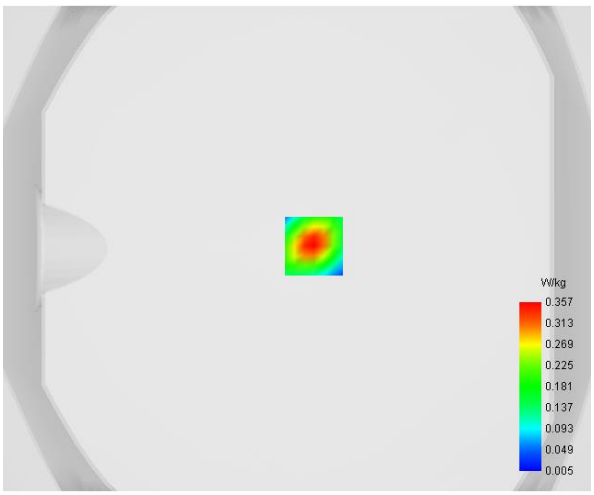

Maximum location: X=7.00, Y=1.00

SAR 10g (W/Kg)	**0.077997**
SAR 1g (W/Kg)	**0.214080**

Z (mm)	**0.00**	**2.00**	**4.00**	**6.00**	**8.00**	**10.00**	**12.00**	**14.00**	**16.00**
SAR (W/Kg)	**0.6244**	**0.3568**	**0.1906**	**0.0978**	**0.0521**	**0.0311**	**0.0227**	**0.0209**	**0.0229**

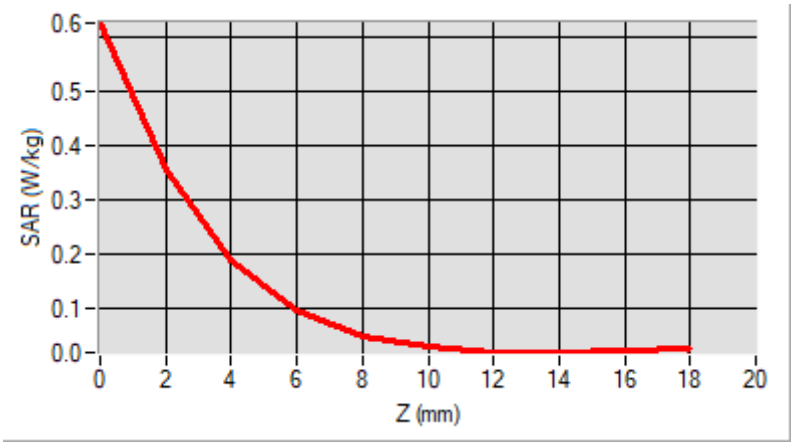

3D screen shot	**Hot spot position**
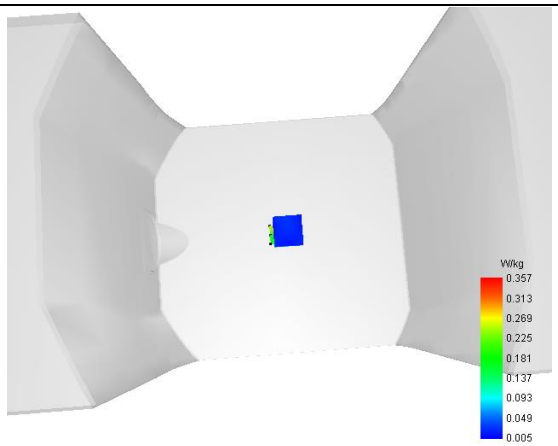	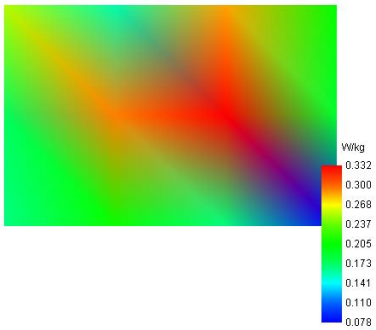

MEASUREMENT 433

Type: Phone measurement (Complete)
Date of measurement: 12/10/2019
Measurement duration: 12 minutes 3 seconds
E-field Probe: SSE2 - SN 45/15 EPGO280; ConvF: 2.28; Calibrated: 2019/07/08

A. Experimental conditions

Area Scan	dx=8mm dy=8mm
Zoom Scan	dx=4mm dy=4mm dz=2mm
Phantom	Flat Plane
Device Position	Back
Band	WiFi(5.6G)_802.11a
Channels	Middle
Signal	Duty Cycle: 1:1

B. SAR Measurement Results

Frequency (MHz)	5600.000000
Relative Permittivity (real part)	48.302143
Conductivity (S/m)	5.521688
Power Variation (%)	1.083921
Ambient Temperature	21.1
Liquid Temperature	21.2

SURFACE SAR	VOLUME SAR
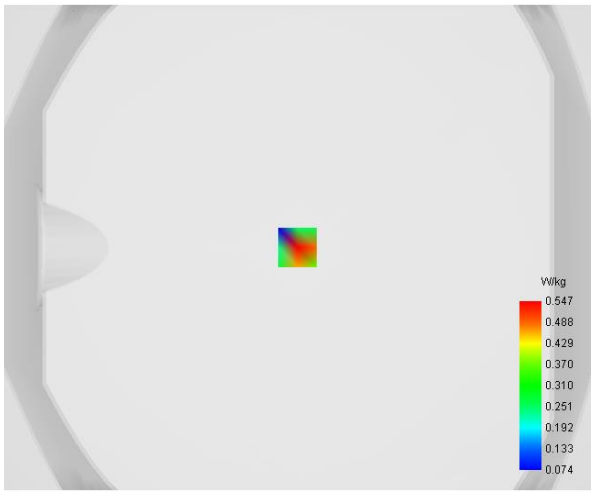	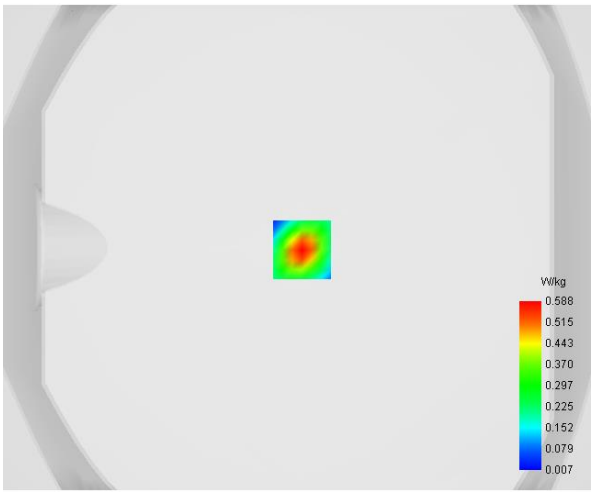

Maximum location: X=2.00, Y=-1.00

SAR 10g (W/Kg)	**0.109051**
SAR 1g (W/Kg)	**0.338075**

Z (mm)	0.00	2.00	4.00	6.00	8.00	10.00	12.00	14.00	16.00
SAR (W/Kg)	1.0417	0.5879	0.3069	0.1502	0.0731	0.0378	0.0228	0.0175	0.0169

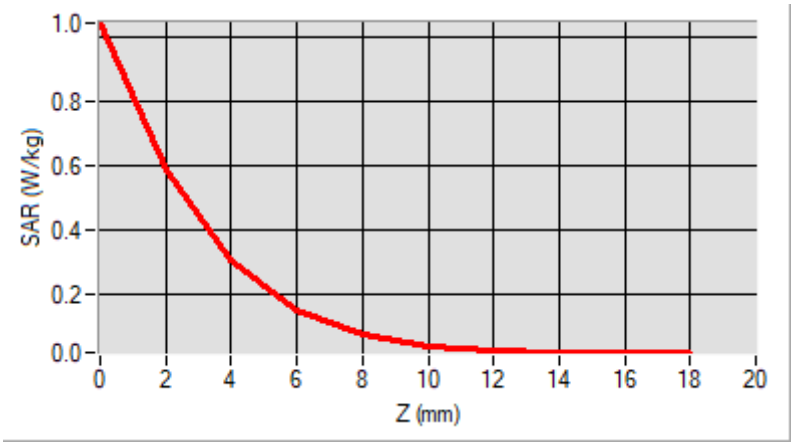

3D screen shot	Hot spot position
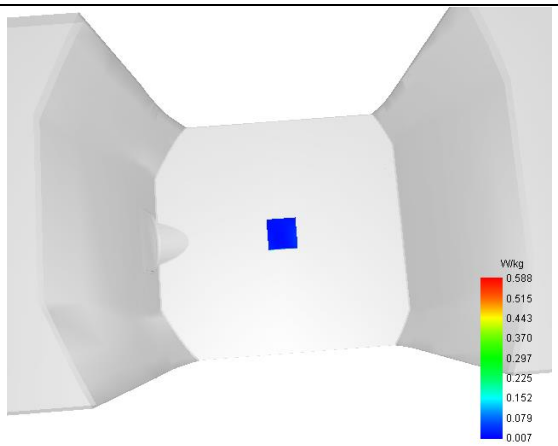	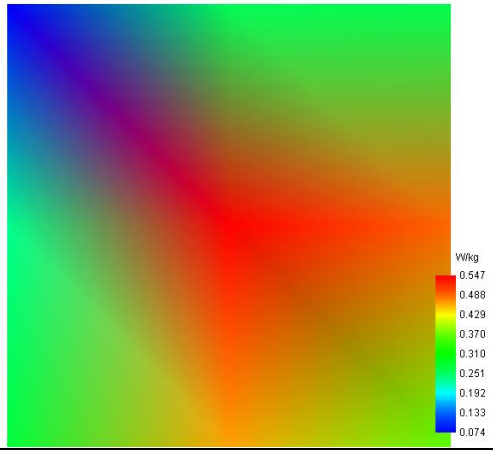

MEASUREMENT 437

Type: Phone measurement (Complete)
Date of measurement: 12/10/2019
Measurement duration: 12 minutes 3 seconds
E-field Probe: SSE2 - SN 45/15 EPGO280; ConvF: 2.28; Calibrated: 2019/07/08

A. Experimental conditions

Area Scan	dx=8mm dy=8mm
Zoom Scan	dx=4mm dy=4mm dz=2mm
Phantom	Flat Plane
Device Position	Back
Band	WiFi(5.8G)_802.11n_20
Channels	Low
Signal	Duty Cycle: 1:1

B. SAR Measurement Results

Frequency (MHz)	5745.000000
Relative Permittivity (real part)	48.101939
Conductivity (S/m)	5.761487
Power Variation (%)	1.155771
Ambient Temperature	21.1
Liquid Temperature	21.2

SURFACE SAR	VOLUME SAR
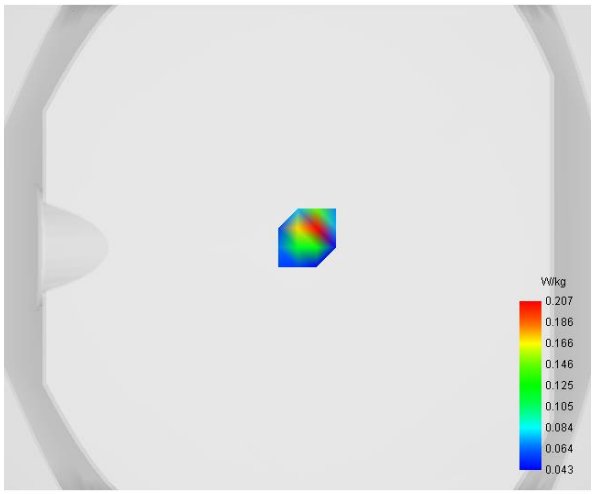	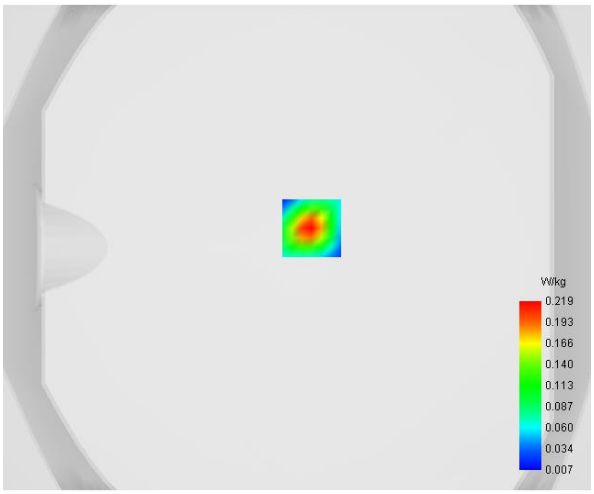

Maximum location: X=6.00, Y=8.00

SAR 10g (W/Kg)	**0.043616**
SAR 1g (W/Kg)	**0.125494**

Z (mm)	**0.00**	**2.00**	**4.00**	**6.00**	**8.00**	**10.00**	**12.00**	**14.00**	**16.00**
SAR (W/Kg)	**0.3991**	**0.2194**	**0.1101**	**0.0519**	**0.0251**	**0.0138**	**0.0099**	**0.0098**	**0.0121**

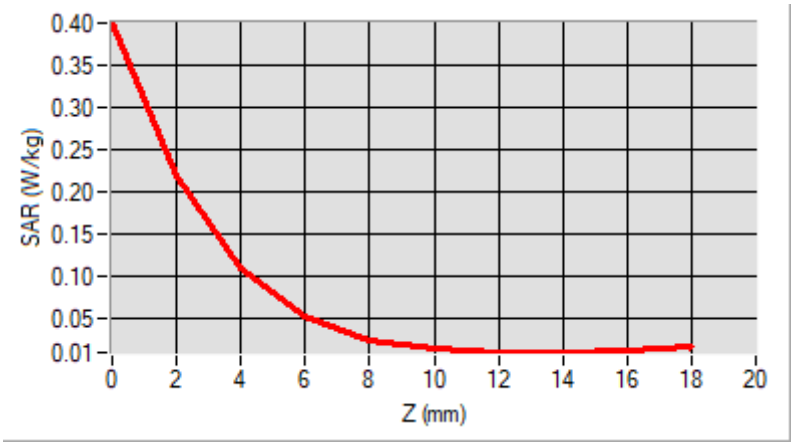

3D screen shot	**Hot spot position**
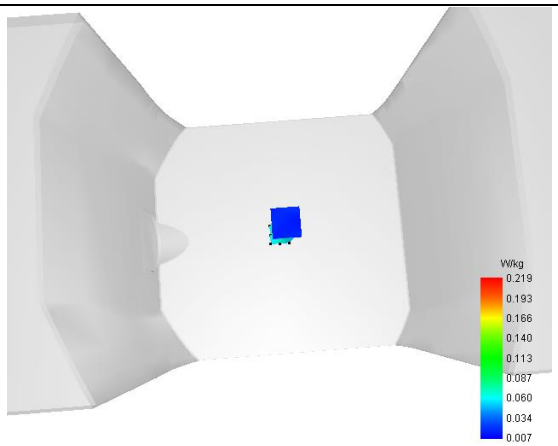	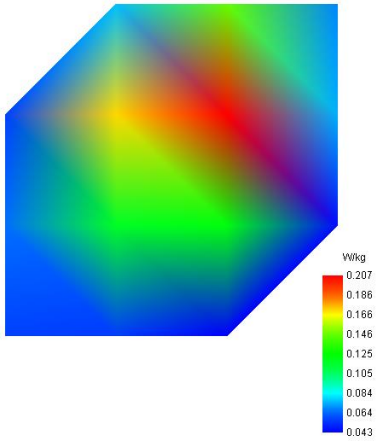

MEASUREMENT 441

Type: Phone measurement (Complete)
Date of measurement: 12/09/2019
Measurement duration: 12 minutes 3 seconds
E-field Probe: SSE5 - SN 09/13 EP168; ConvF: 6.93; Calibrated: 05/22/2019

A. Experimental conditions

Area Scan	sam_direct_droit2_surf8mm.txt
Phantom	Flat Plane
Device Position	Front
Band	GPRS850_4TX
Channels	Low
Signal	Duty Cycle: 1:2

B. SAR Measurement Results

Frequency (MHz)	824.200000
Relative Permittivity (real part)	41.110245
Conductivity (S/m)	0.871245
Power Variation (%)	1.502922
Ambient Temperature	21.1
Liquid Temperature	21.3

SURFACE SAR	VOLUME SAR
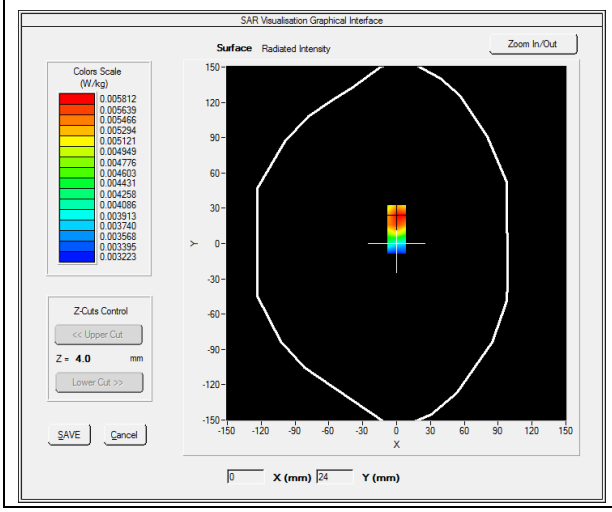	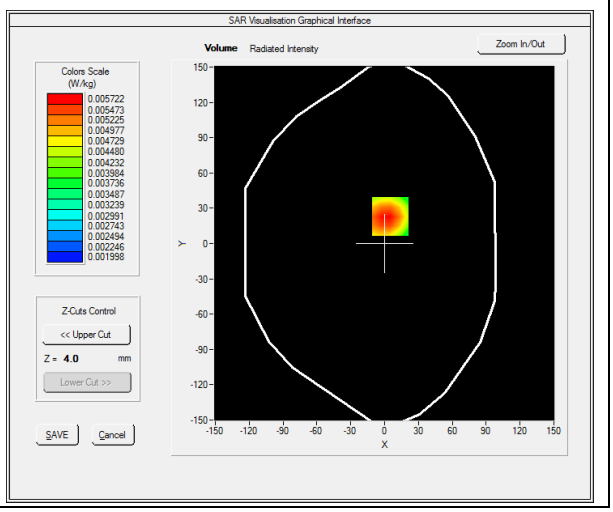

Maximum location: X=5.00, Y=23.00

SAR Peak: 0.01 W/kg

SAR 10g (W/Kg)	**0.004138**
SAR 1g (W/Kg)	**0.005555**

Z (mm)	**0.00**	**4.00**	**9.00**	**14.00**	**19.00**
SAR (W/Kg)	**0.0073**	**0.0057**	**0.0043**	**0.0034**	**0.0028**

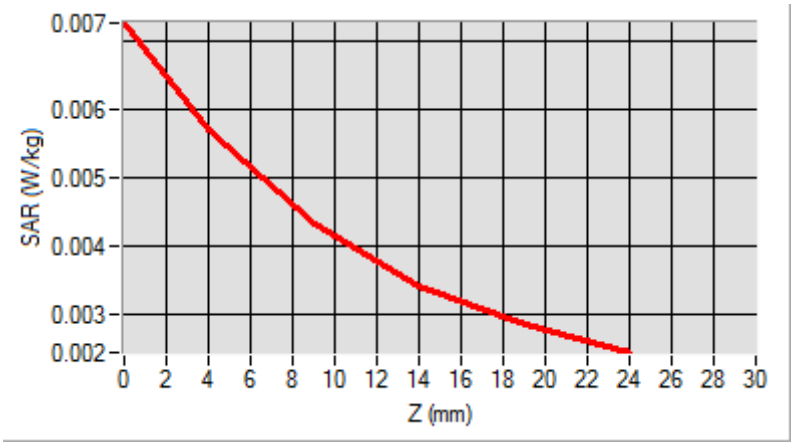

3D screen shot	**Hot spot position**
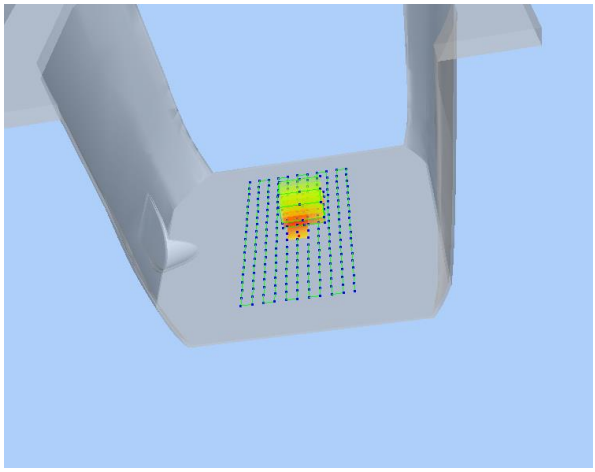	

MEASUREMENT 442

Type: Phone measurement (Complete)
Date of measurement: 12/10/2019
Measurement duration: 12 minutes 3 seconds
E-field Probe: SSE5 - SN 09/13 EP168; ConvF: 6.35; Calibrated: 05/22/2019

A. Experimental conditions

Area Scan	sam_direct_droit2_surf8mm.txt
Phantom	Flat Plane
Device Position	Front
Band	GPRS1900_2TX
Channels	Middle
Signal	Duty Cycle: 1:4

B. SAR Measurement Results

Frequency (MHz)	1880.000000
Relative Permittivity (real part)	38.560124
Conductivity (S/m)	1.380369
Power Variation (%)	1.503921
Ambient Temperature	21.1
Liquid Temperature	21.3

SURFACE SAR	VOLUME SAR
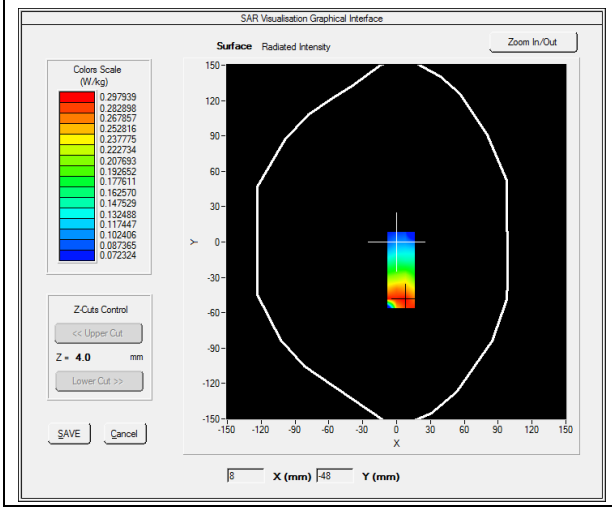	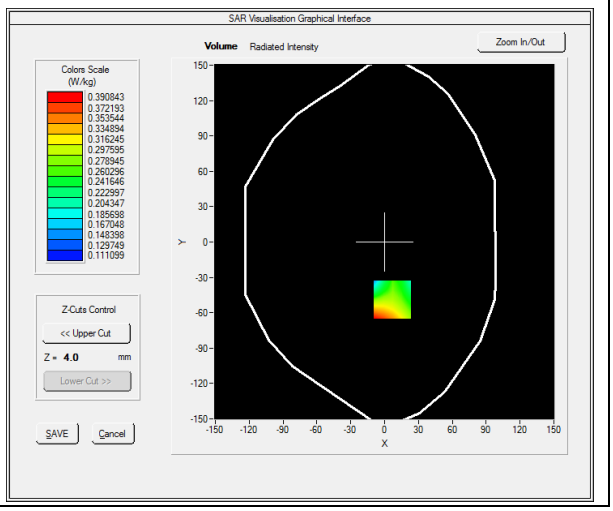

Maximum location: X=7.00, Y=-49.00

SAR Peak: 0.50 W/kg

SAR 10g (W/Kg)	**0.259223**
SAR 1g (W/Kg)	**0.344241**

Z (mm)	**0.00**	**4.00**	**9.00**	**14.00**	**19.00**
SAR (W/Kg)	**1.5302**	**0.3908**	**0.1660**	**0.2239**	**0.1254**

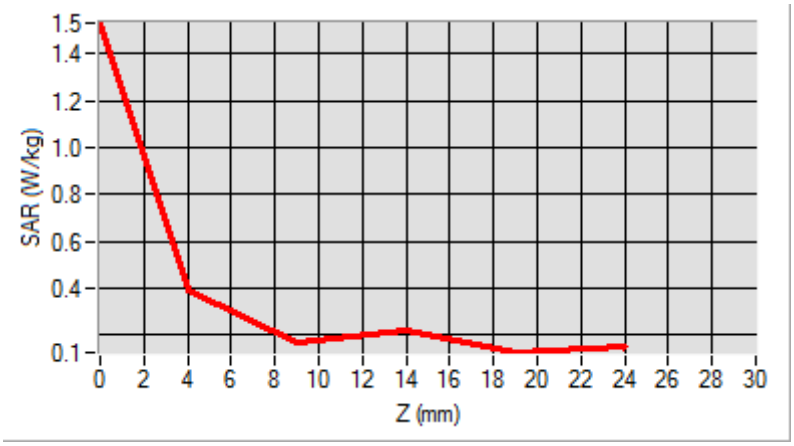

3D screen shot	**Hot spot position**
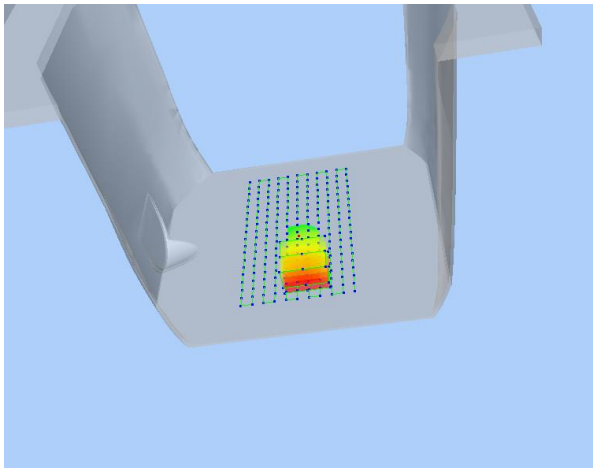	

Annex C. EUT Photos

EUT View Front

EUT View Back

Antenna View



Annex D. Test Setup Photos

Head Exposure Conditions

Cheek



Tilt



Cheek

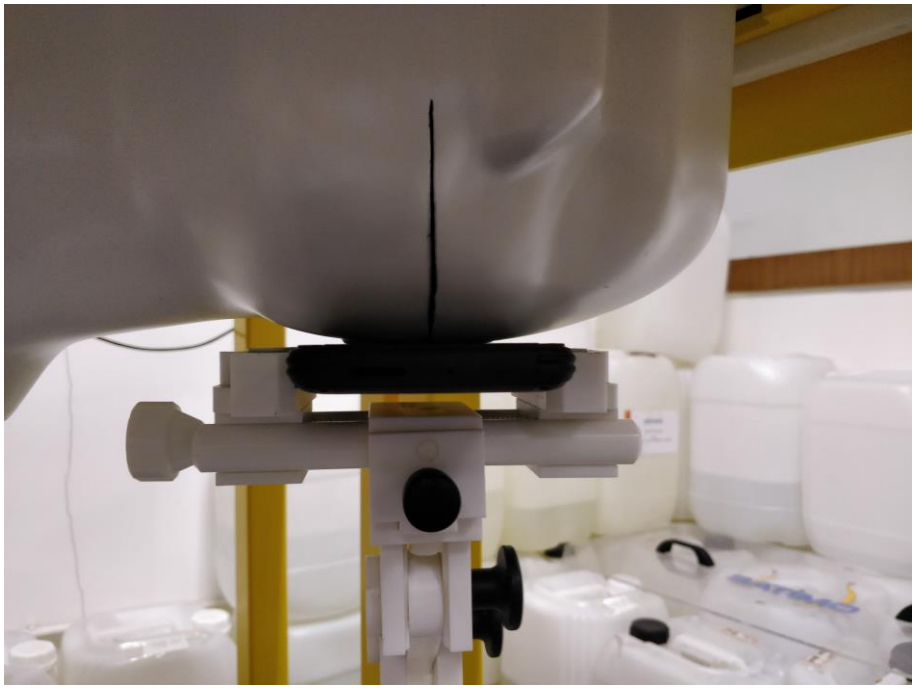

Tilt



Body-worn & Hotspot mode Exposure Conditions

Body Front

Body Back

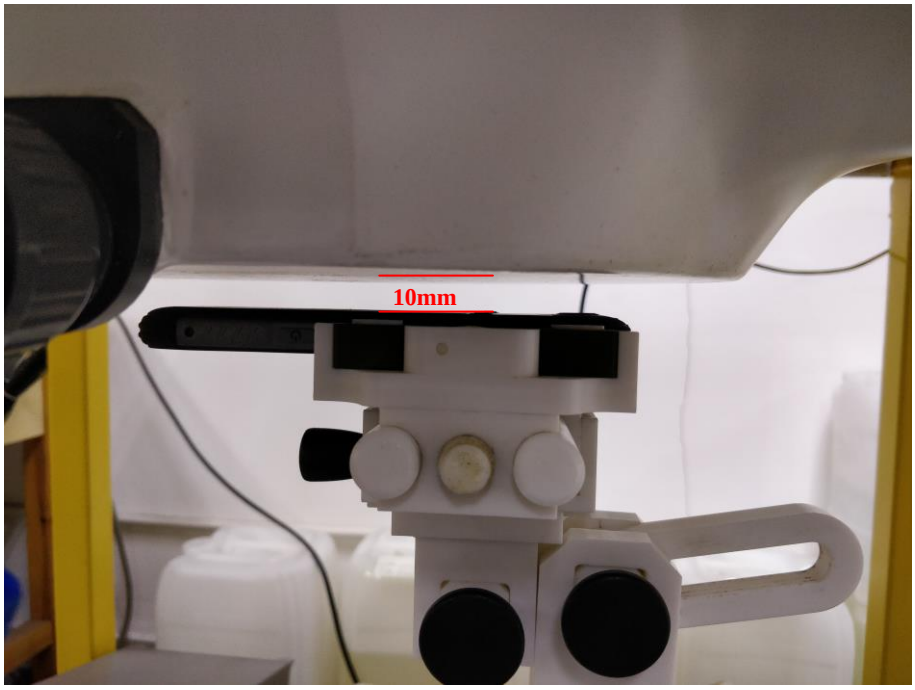

Body Right



Body Left



Body Top



Body Bottom



Front-of the face mode Exposure Conditions

Front

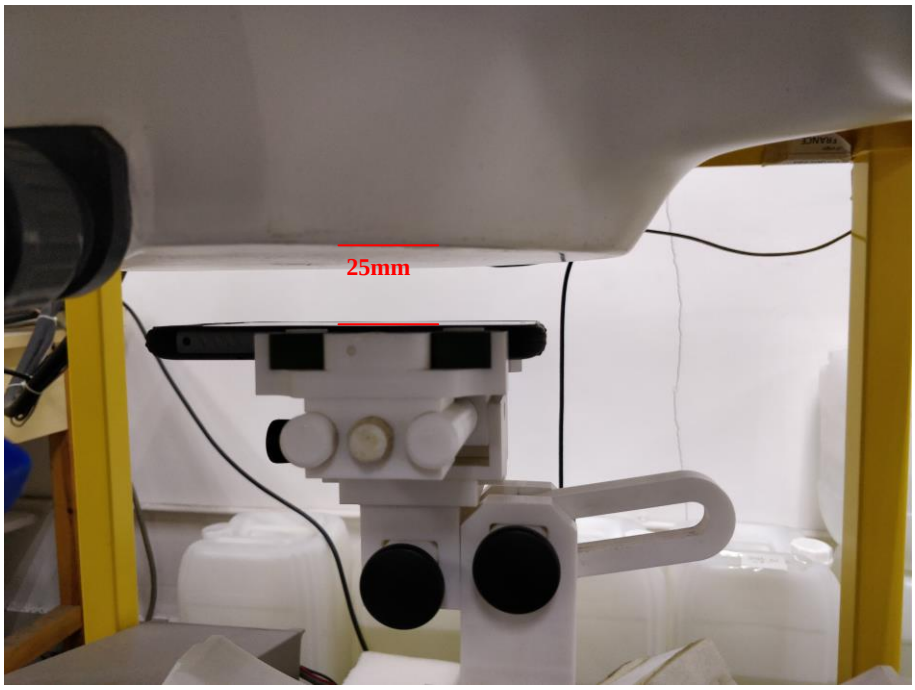

Annex E. Calibration Certificate

Please refer to the exhibit for the calibration certificate

******* END OF REPORT *******