front side
正面

back side
反面

HAVIT

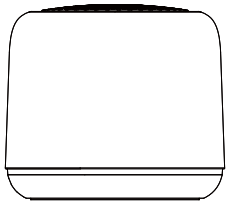

SK107BT
WIRELESS SPEAKER
USER MANUAL

Package Content

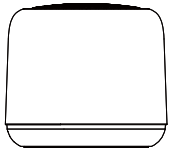

Speaker *1

User Manual *1

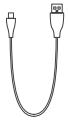

Type C Charging Cable *1

Product structure:

1. Power button
2. Phone Button
3. Play/Pause button
4. Volume up/ Next song
5. Volume down/ Previous song
6. Charging port
7. Indicator

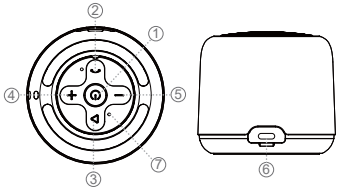

Power On/Connection

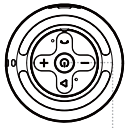

On: Press and hold for 2S
Off: Press and hold for 2S

Turn on Bluetooth on your device

Select SK107BT and connect it

Volume up/ Next song Volume down/ Previous song

Disconnection: Press and hold Volume up/Volume down button for 1S

Note

The speaker will be automatically connected to the last paired device as soon as you turn it on.

TWS Dual Devices Connection

- Turn on two speakers, and entering Bluetooth mode but not connect to your device.
- Press and hold mode button for 2S and there are 2 voice prompts.After 2nd prompt, both speakers are paired each other.
- Turn on Bluetooth of your device and select "SK107BT " to connect.

Now your device is connected to two speakers.
* Press and hold mode button for 2S can disconnect two speakers connection.

Function

Power on/off	⏻	Press and hold for 2S
Play/Pause	▷	Press once
TWS pairing/disconnect	▷	Press twice
Answer the call/End the call	📞	Press once
Reject the incoming call	📞	Press and hold for 2S
Redial the last number	📞	Press twice
Volume up	+	Press once
Next song	+	Press and hold for 2S
Volume down	−	Press once
Previous song	−	Press and hold for 2S
Bluetooth disconnect	📞	Press and hold for 5S
Clear Bluetooth pairing	📞	Press and hold for 8S

Charging



Indicator on speaker

Charging: red indicator is on.
Full charged: red indicator is off.

2AI6I-GT-89BT
FCC Warning

This device complies with part 15 of the FCC Rules. Operation is subject to the following two conditions:(1) This device may not cause harmful interference, and (2) this device must accept any interference received, including interference that may cause undesired operation.
Any Changes or modifications not expressly approved by the party responsible for compliance could void the user's authority to operate the equipment.
This equipment has been tested and found to comply with the limits for a Class B digital device, pursuant to part 15 of the FCC Rules. These limits are designed to provide reasonable protection against harmful interference in a residential installation. This equipment generates uses and can radiate radio frequency energy and, if not installed and used in accordance with the instructions, may cause harmful interference to radio communications. However, there is no guarantee that interference will not occur in a particular installation. If this equipment does cause harmful interference to radio or television reception, which can be determined by turning the equipment off and on, the user is encouraged to try to correct the interference by one or more of the following measures:
Reorient or relocate the receiving antenna.

- Increase the separation between the equipment and receiver.
- Connect the equipment into an outlet on a circuit different from that to which the receiver is connected.
- Consult the dealer or an experienced radio/TV technician for help.

The device has been evaluated to meet general RF exposure requirement. The device can be used in portable exposure condition without restriction.

Safety Tips

1. Please follow the instruction to operate the product.

2. Please store or use the product in a normal temperature environment.

3. Please keep the product from heat source, such as radiators, hot air regulators, stoves, or other heat generating instruments as it is not anti-high temperature.

4. Do not jam the ports of the product, such as charger port, LED port and TF card port.

5. In order to protect your hearing and extend the product lifetime, it is not recommended to adjust the volume to the maximum level for a long time.

Batteries:

A warning that batteries (battery pack or batteries installed) shall not be exposed to excessive heat such as sunshine, fire or the light.
1.Replacement of a battery with an incorrect type that can defeat a safeguard.
2.Disposal of a battery into fire or a hot oven, or mechanically crushing or cutting of a battery, that can result in an explosion.
3.Leaving a battery in an extremely high temperature surrounding environment that can result in an explosion or the leakage of flammable liquid or gas.
4.A battery subjected to extremely low air pressure that may result in an explosion or the leakage of flammable liquid or gas.

材质：80g双铜纸　双面印刷, 风琴折

印刷色号(Printing color number)：C:0 M:0 Y:0 K:70
尺寸(Size)：55 X 77 mm