HAVIT **User Manual**
Wireless Speaker

1 Package Content

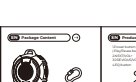

2-3 Product structure

2-3 Power On/Connection



Note
The system already connect to the last paired device once powered on.

2-3 Time Display

GIS-Sensor Open sun-and-lift Bluetooth connection, the speaker will automatically synchronize the time from your mobile device.
Android devices After connected Bluetooth connection, open the Bluetooth connection interface, the speaker will synchronize the time from your mobile device.

The time, date of Bluetooth pairing and follow the steps below:
Note: Ensure Bluetooth connection and allow for new alarms. Once the time is synchronized, the speaker will display the current time (synchronization is optional).

2-3 TWS Dual Devices Connection

2-3 Function



2-3 Charging



Battery indicator on speaker
Charging: The battery level digits on the display are flashing.
Full charged: GIS Battery indicator is on.

2-3 Safety Tips

1.Please follow the instruction to operate the product.

2.Please enter or use the product in the normal temperature environment.

3.Please keep the product from heat source, such as high temperature environment, fire, direct sun, heat generating temperature, as it is not high temperature resistant.

4.Do not pierce the parts of the product, such as charger port, LED port and TT and port.

5.In case incident port heating and electrifies product Battery, it is not recommended to use the product. Please refer to the maximum level for a long time.

2-3 Batteries

Warning: Batteries (installed battery packs or batteries) shall not be exposed to excessive heat such as sunshine, fire and other heat sources.
Caution: Risk of explosion if battery is replaced by an incorrect type.
Disposal of used batteries: Batteries, or battery packs, shall not be disposed of in municipal waste. Batteries, or battery packs, shall be taken to a local recycling facility or disposed of in a manner that is environmentally sound. Batteries, or battery packs, should be recycled or disposed of in accordance with local laws and regulations. Improper disposal of batteries may cause an explosion or leakage of flammable liquids/gases.

2-3 Produktinhalte

1.Kompakt-Lautsprecher
2.Karabiner
3.Type-C Ladekabel
4.Benutzerhandbuch

2-3 Einschalten/Anschluss

Einschalten/Ausschalten
Bluetooth-Verbindungsmodus
Bluetooth-Verbindungsmodus
Bluetooth-Verbindungsmodus