2DH5 Operation Frequency Range of 20dB Bandwidth within Hopping Mode	
Channel 00 (2402MHz)	**Channel 78 (2480MHz)**
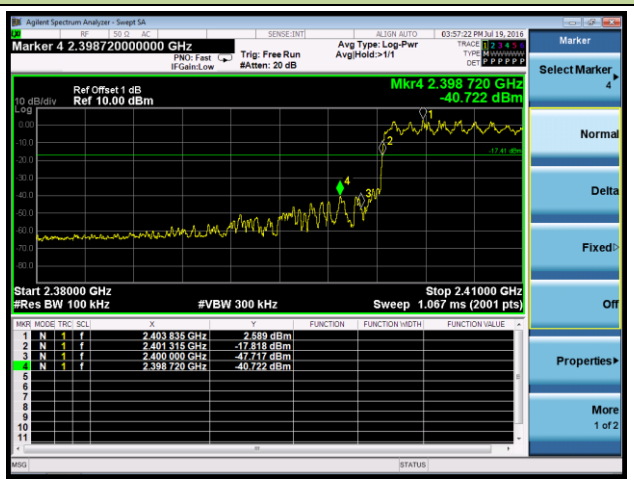	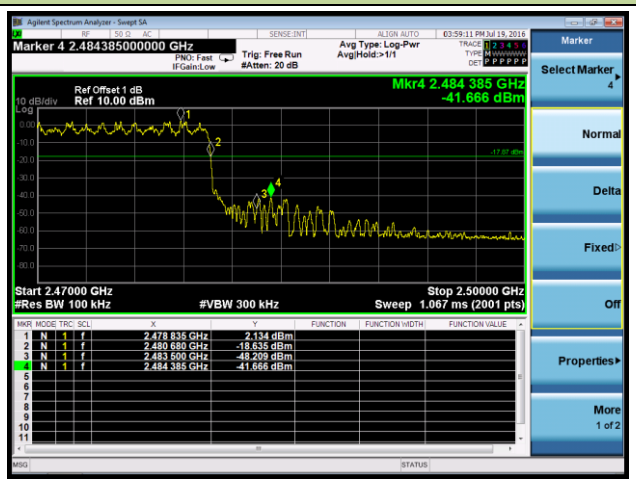

3DH5 Operation Frequency Range of 20dB Bandwidth within Hopping Mode	
Channel 00 (2402MHz)	**Channel 78 (2480MHz)**
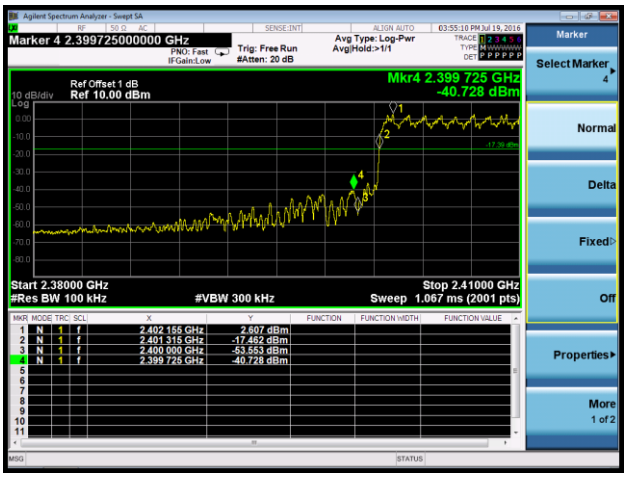	

7.8. Conducted Spurious Emissions Measurement

7.8.1. Test Limit

In any 100 kHz bandwidth outside the frequency band in which the spread spectrum or digitally modulated intentional radiator is operating, the radio frequency power that is produced by the intentional radiator shall be at least 20 dB below that in the 100 kHz bandwidth within the band that contains the highest level of the desired power, based on either an RF conducted or a radiated measurement, provided the transmitter demonstrates compliance with the peak conducted or a radiated measurement, provided the transmitter demonstrates compliance with the peak conducted power limits.

7.8.2. Test Procedure Used

ANSI C63.10-2013 - Section 7.8.8

7.8.3. Test Setting

1. Span = wide enough to capture the peak level of the in-band emission and all spurious emissions (e.g., harmonics) from the lowest frequency generated in the EUT up through the 10th harmonic. Typically, several plots are required to cover this entire span.
2. RBW = 100kHz
3. VBW = 300kHz
4. Detector = peak
5. Sweep time = auto couple
6. Trace mode = max hold
7. Trace was allowed to stabilize

Set the marker on the peak of any spurious emission recorded. The level displayed must comply with the limit specified in this section.

7.8.4. Test Setup

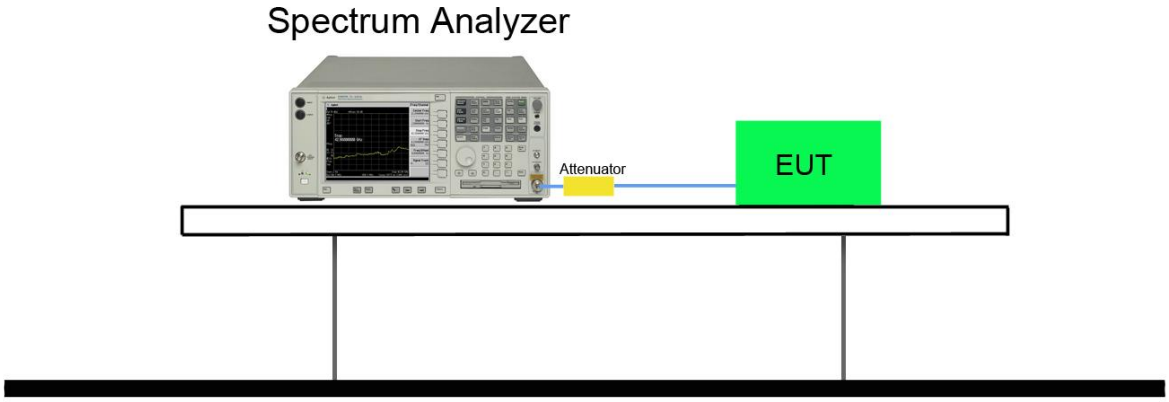

7.8.5. Test Result

Product	Smart Watch	Temperature	25°C
Test Engineer	Milo Li	Relative Humidity	53%
Test Site	TR3	Test Date	2016/07/19
Test Item	Conducted Spurious Emissions		

Test Mode	Channel No.	Frequency (MHz)	Limit (MHz)	Result
DH5	00	2402	20dBc	Pass
DH5	39	2441	20dBc	Pass
DH5	78	2480	20dBc	Pass
2DH5	00	2402	20dBc	Pass
2DH5	39	2441	20dBc	Pass
2DH5	78	2480	20dBc	Pass
3DH5	00	2402	20dBc	Pass
3DH5	39	2441	20dBc	Pass
3DH5	78	2480	20dBc	Pass

DH5 Conducted Spurious Emissions

Channel 00 (2402MHz)

30 - 1000MHz	1 - 6GHz
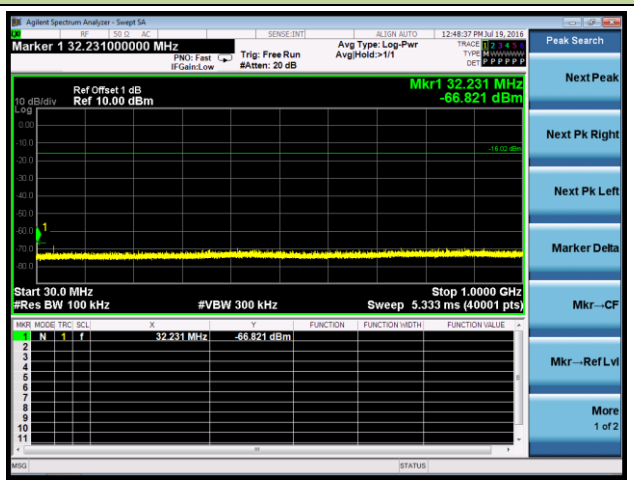	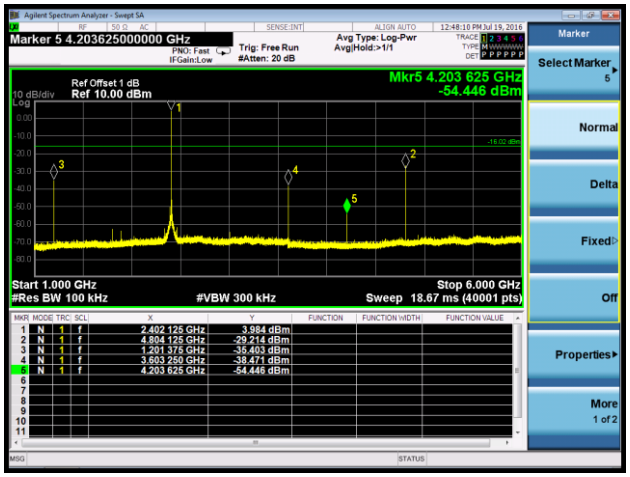
6 - 18GHz	**18 - 25GHz**
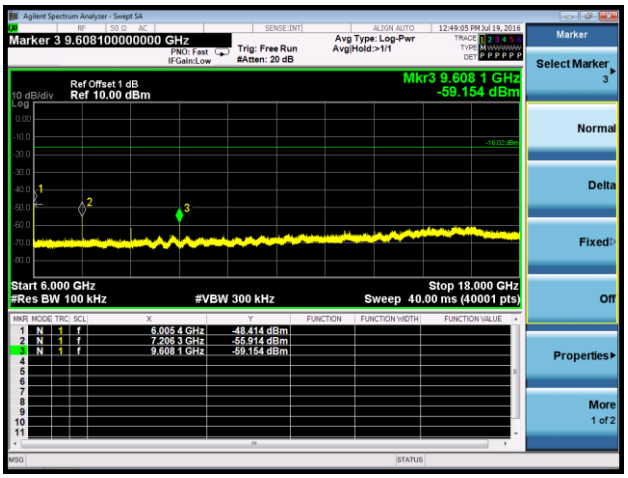	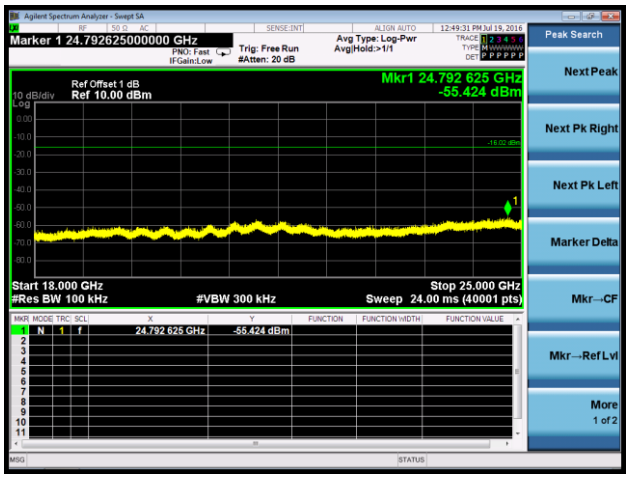

Channel 39 (2441MHz)

30 - 1000MHz

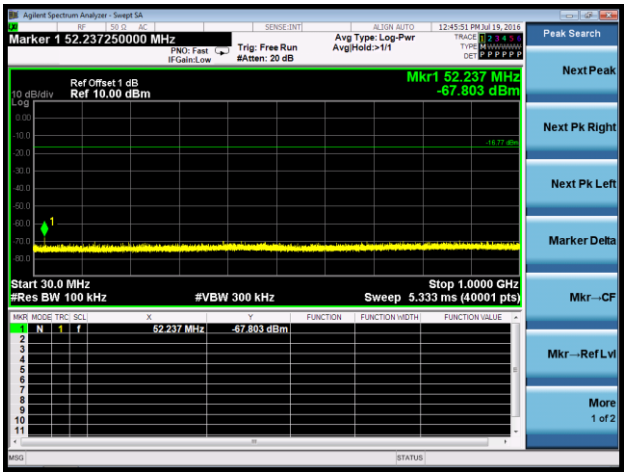

1 - 6GHz

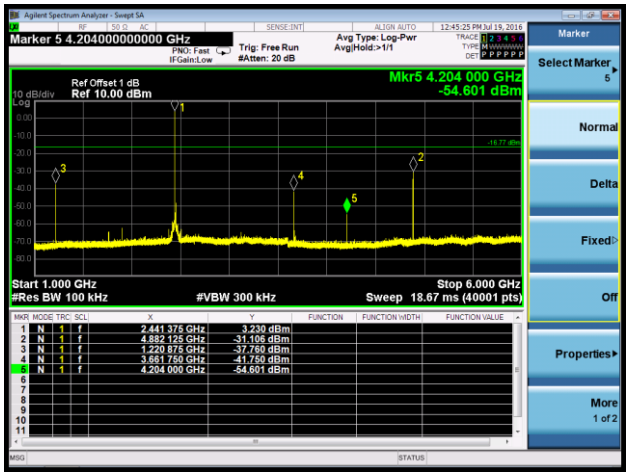

6 - 18GHz

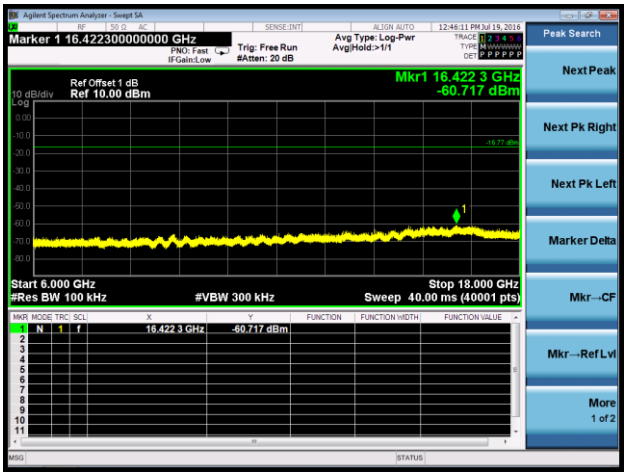

18 - 25GHz

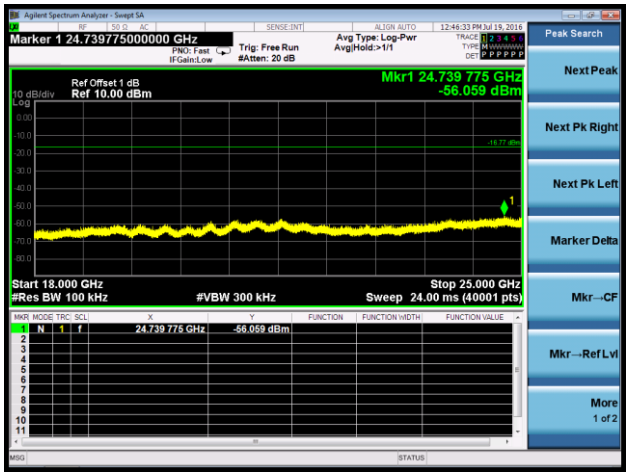

Channel 78 (2480MHz)

30 - 1000MHz

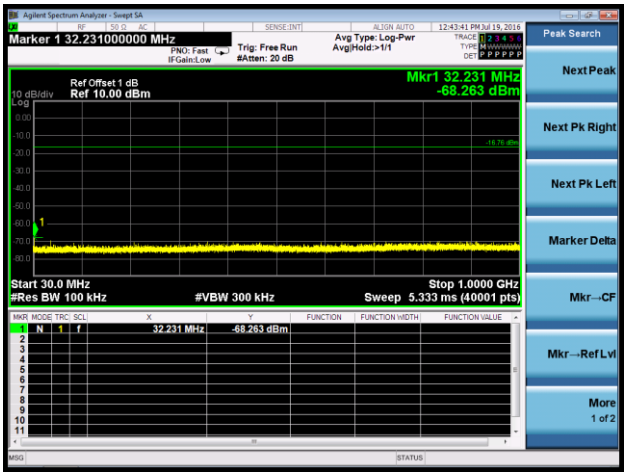

1 - 6GHz

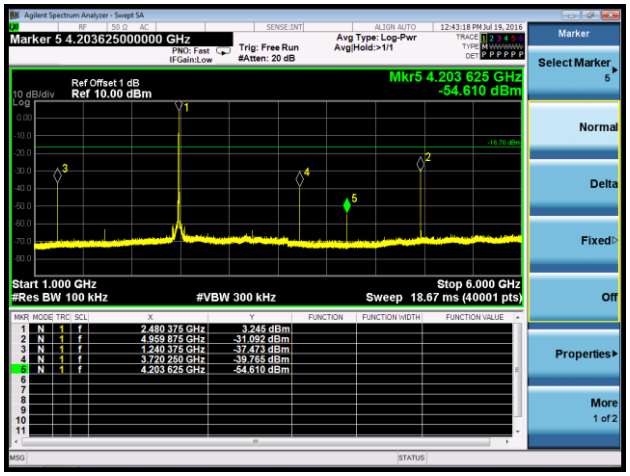

6 - 18GHz

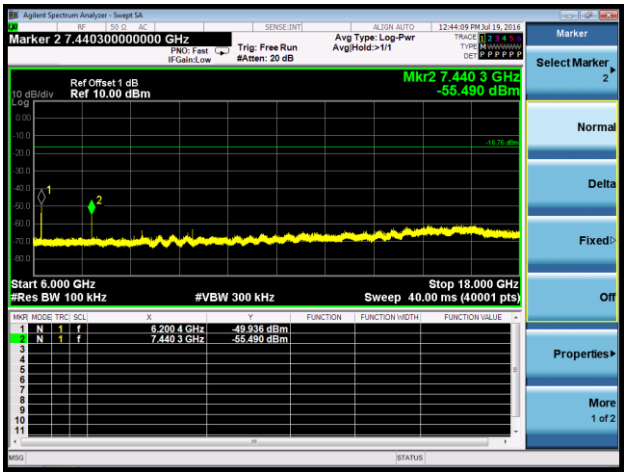

18 - 25GHz

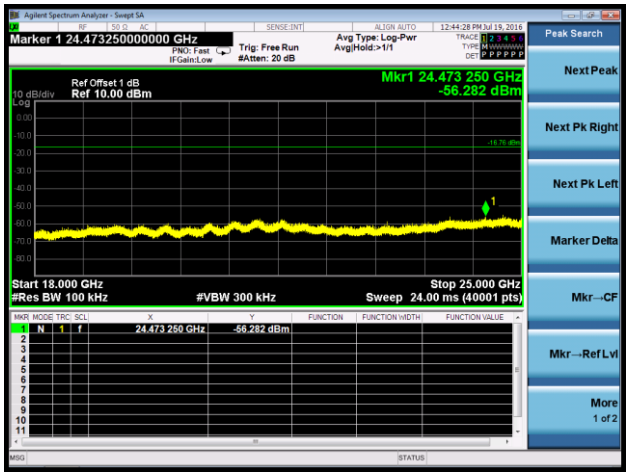

2DH5 Conducted Spurious Emissions

Channel 00 (2402MHz)

30 - 1000MHz	1 - 6GHz
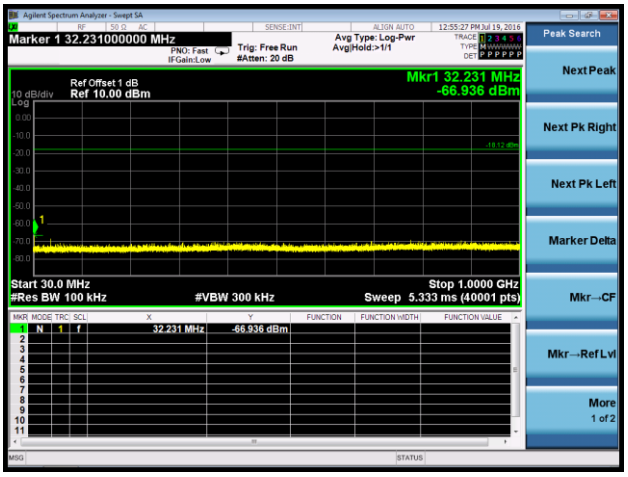	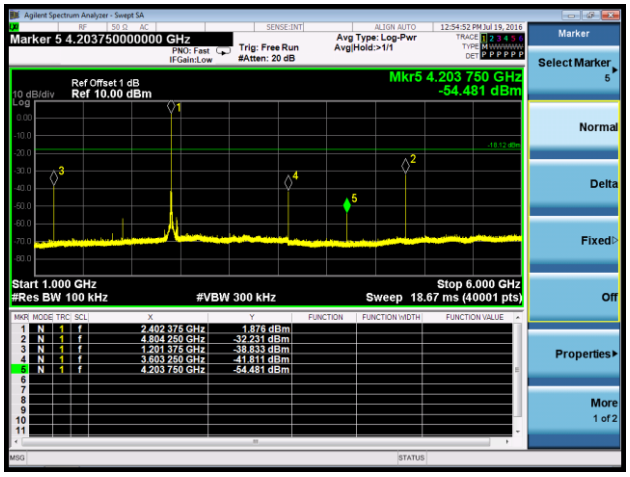
6 - 18GHz	**18 - 25GHz**
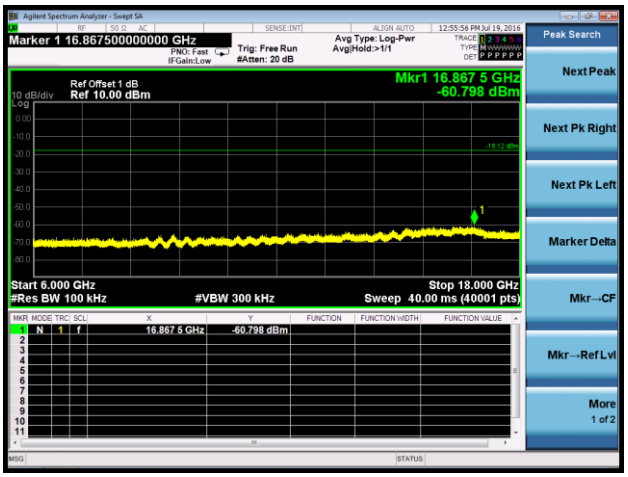	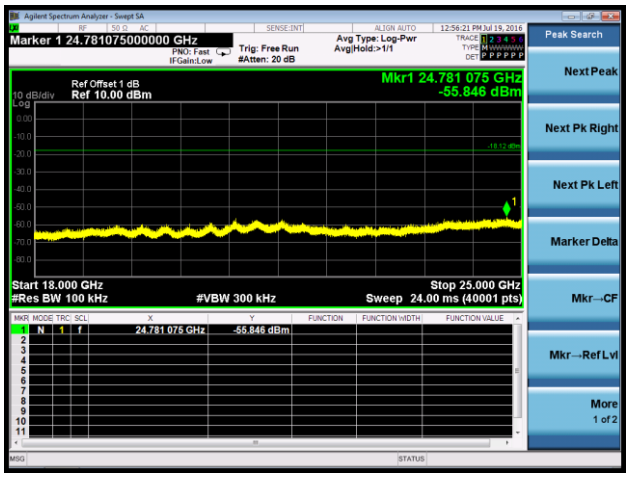

Channel 39 (2441MHz)	
30 - 1000MHz	**1 - 6GHz**
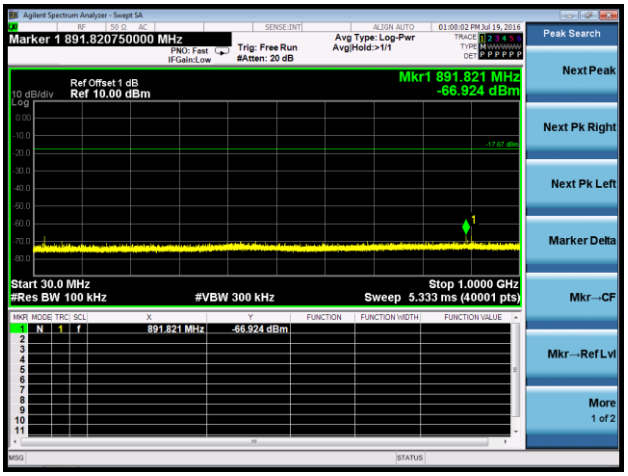	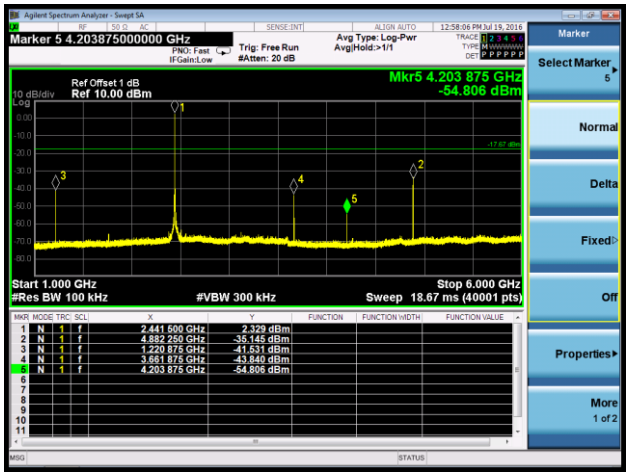
6 - 18GHz	**18 - 25GHz**
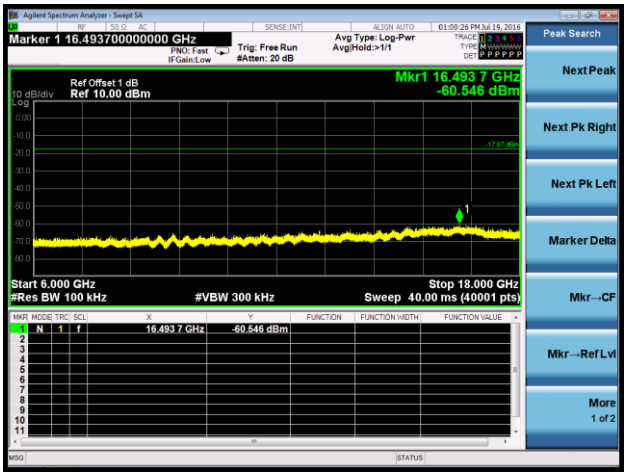	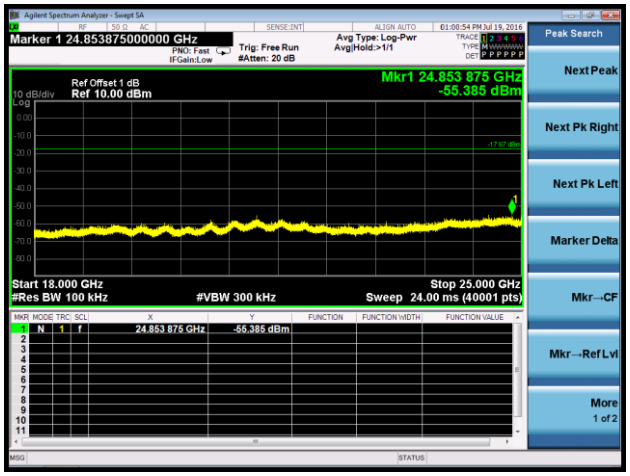

Channel 78 (2480MHz)

30 - 1000MHz

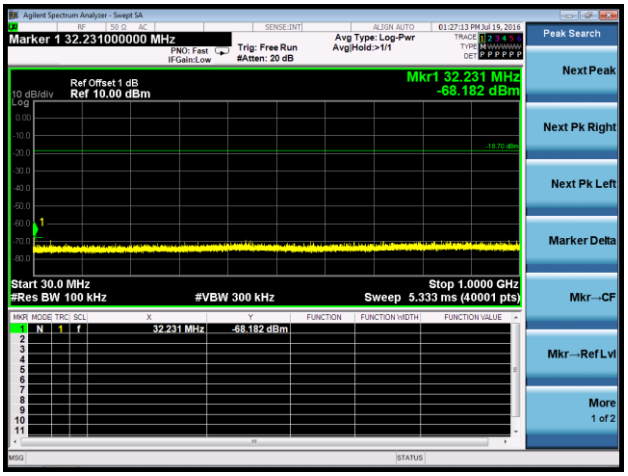

1 - 6GHz

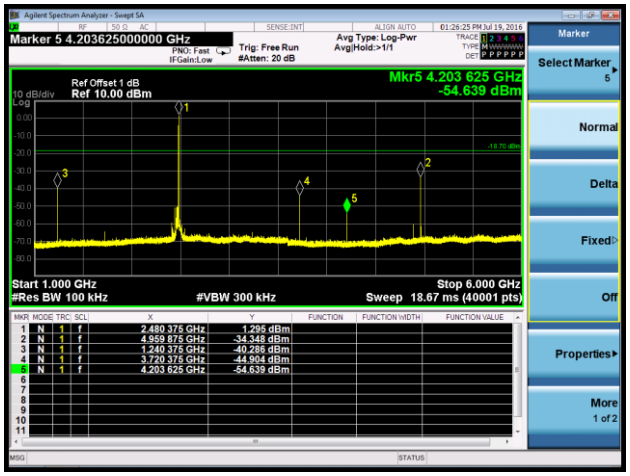

6 - 18GHz

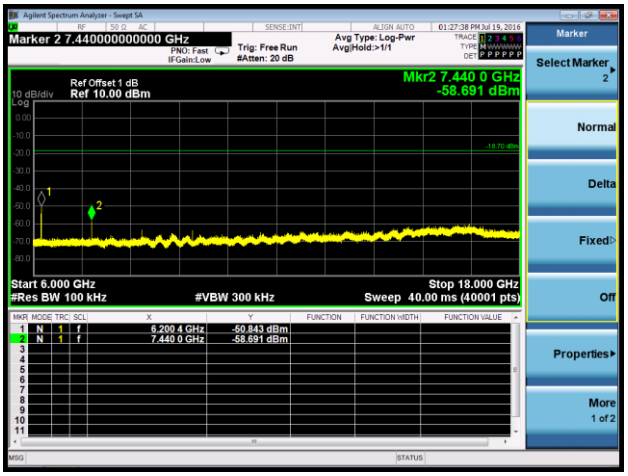

18 - 25GHz

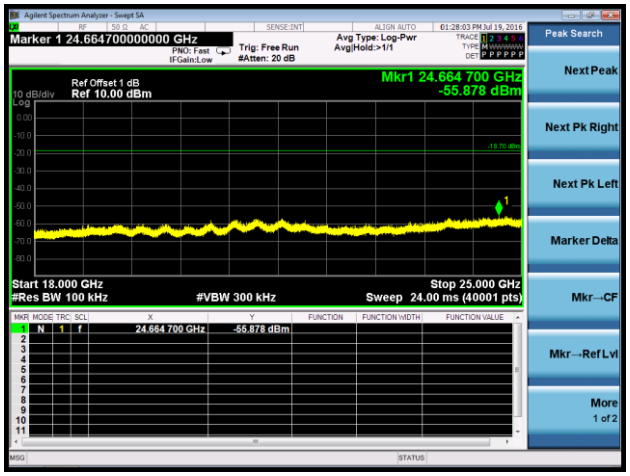

3DH5 Conducted Spurious Emissions

Channel 00 (2402MHz)

30 - 1000MHz	1 - 6GHz
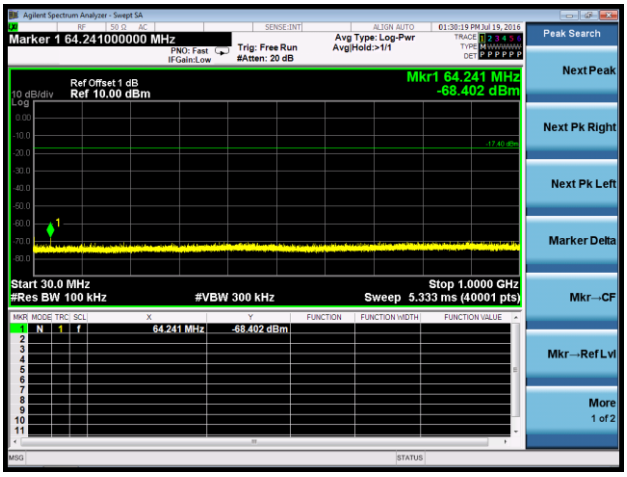	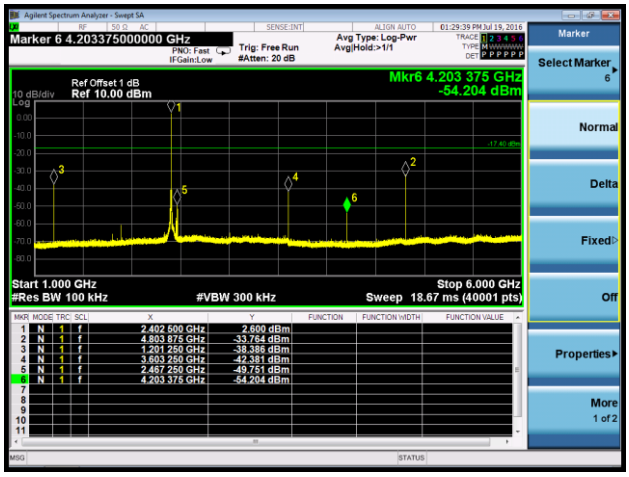
6 - 18GHz	**18 - 25GHz**
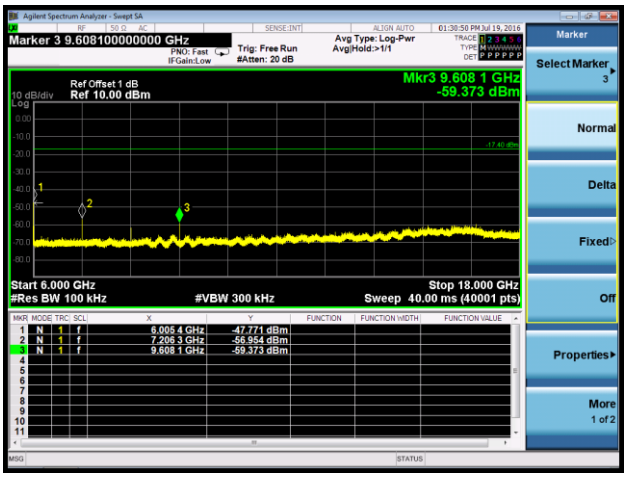	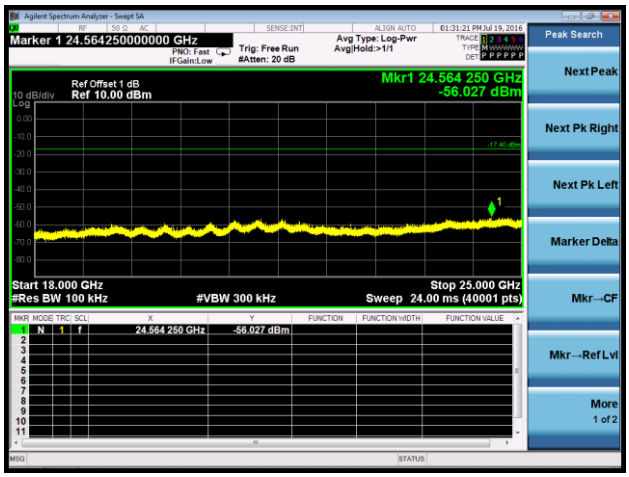

Channel 39 (2441MHz)

30 - 1000MHz

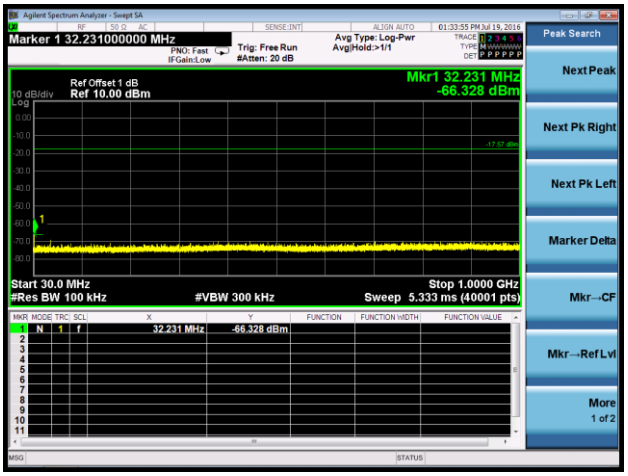

1 - 6GHz

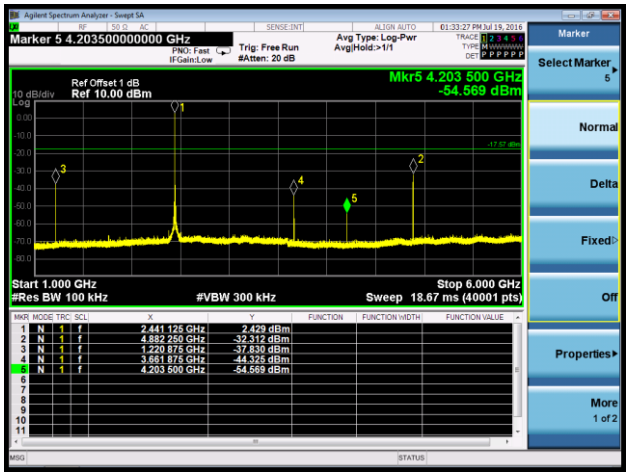

6 - 18GHz

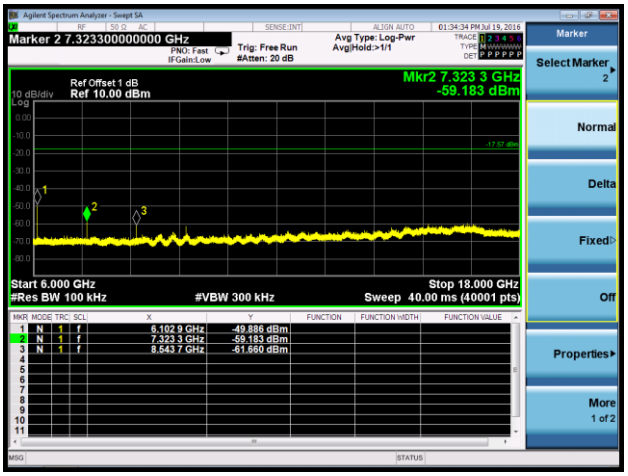

18 - 25GHz

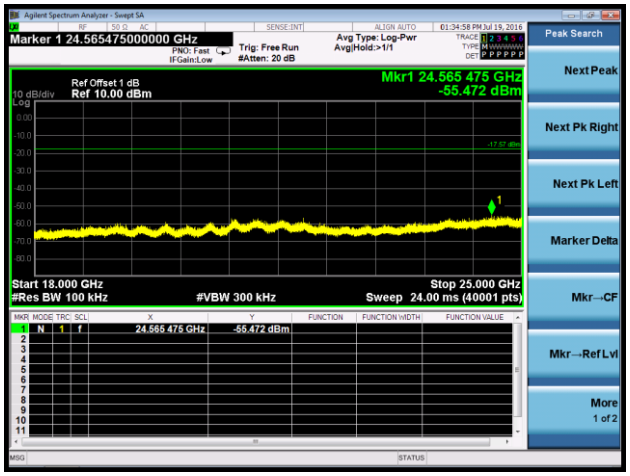

Channel 78 (2480MHz)

30 - 1000MHz

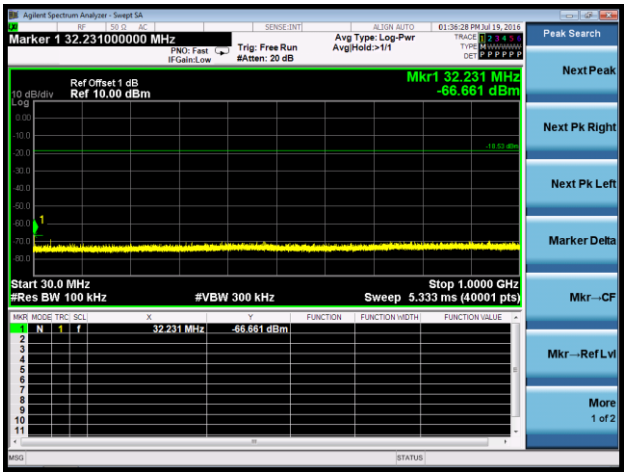

1 - 6GHz

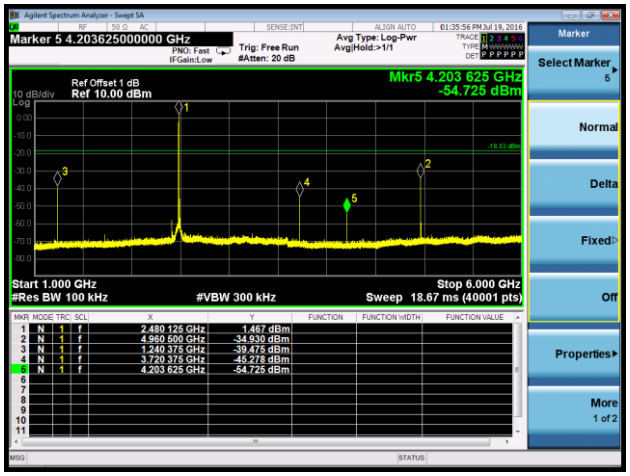

6 - 18GHz

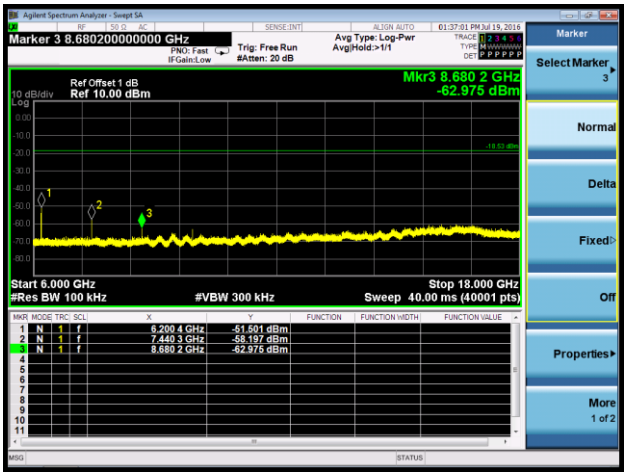

18 - 25GHz

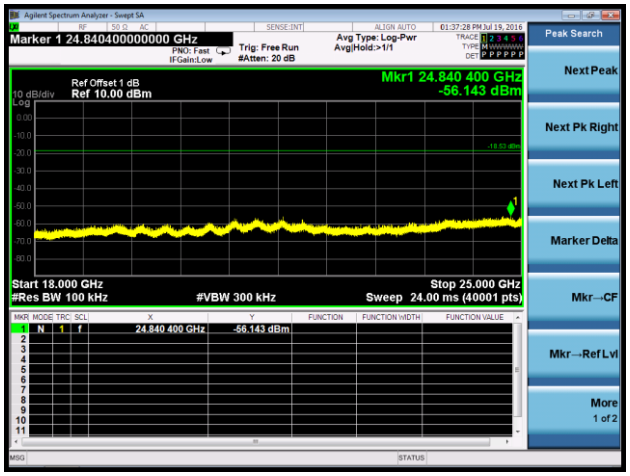

7.9. Radiated Spurious Emission Measurement

7.9.1. Test Limit

All out of band emissions appearing in a restricted band as specified in Section 15.205 of the Title 47 CFR must not exceed the limits shown in Table per Section 15.209.

FCC Part 15 Subpart C Paragraph 15.209		
Frequency [MHz]	Field Strength [uV/m]	Measured Distance [Meters]
0.009 - 0.490	2400/F (kHz)	300
0.490 - 1.705	24000/F (kHz)	30
1.705 – 30	30	30
30 – 88	100	3
88 – 216	150	3
216 – 960	200	3
Above 960	500	3

7.9.2. Test Procedure Used

ANSI C63.10-2013 - Section 6.10.5

7.9.3. Test Setting

Peak Field Strength Measurements

1. Analyzer center frequency was set to the frequency of the radiated spurious emission of interest
2. RBW = as specified in Table 1
3. VBW = 3 * RBW
4. Detector = peak
5. Sweep time = auto couple
6. Trace mode = max hold
7. Trace was allowed to stabilize

Table 1 - RBW as a function of frequency

Frequency	RBW
9 ~ 150 kHz	200 ~ 300 Hz
0.15 ~ 30 MHz	9 ~ 10 kHz
30 ~ 1000 MHz	100 ~ 120 kHz
> 1000 MHz	1 MHz

Average Field Strength Measurements

1. Analyzer center frequency was set to the frequency of the radiated spurious emission of interest
2. RBW = 1MHz
3. VBW ≥ 1/T
4. De As an alternative, the instrument may be set to linear detector mode. Ensure that video filtering is applied in linear voltage domain (rather than in a log or dB domain). Some instruments require linear display mode in order to accomplish this. Others have a setting for Average-VBW Type, which can be set to “Voltage” regardless of the display mode
5. Detector = Peak
6. Sweep time = auto
7. Trace mode = max hold
8. Allow max hold to run for at least 50 times (1/duty cycle) traces

7.9.4. Test Setup

9kHz ~ 30MHz Test Setup:

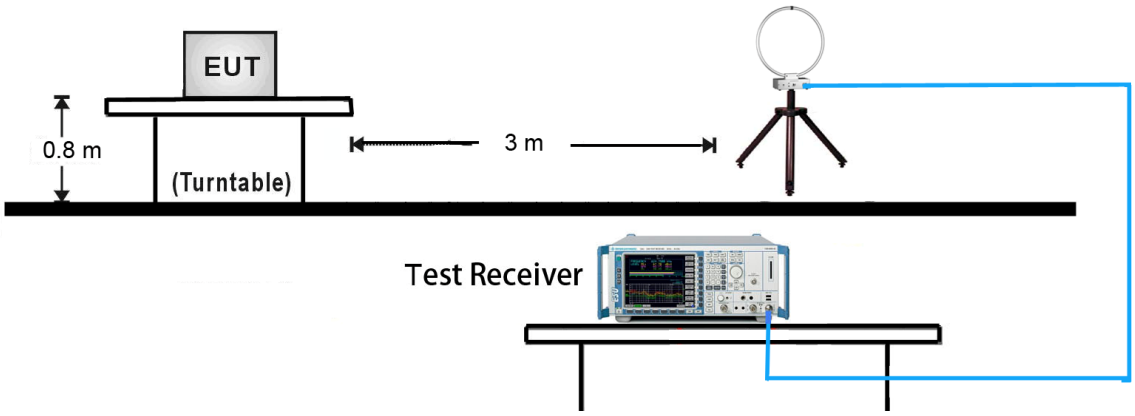

30MHz ~ 1GHz Test Setup:

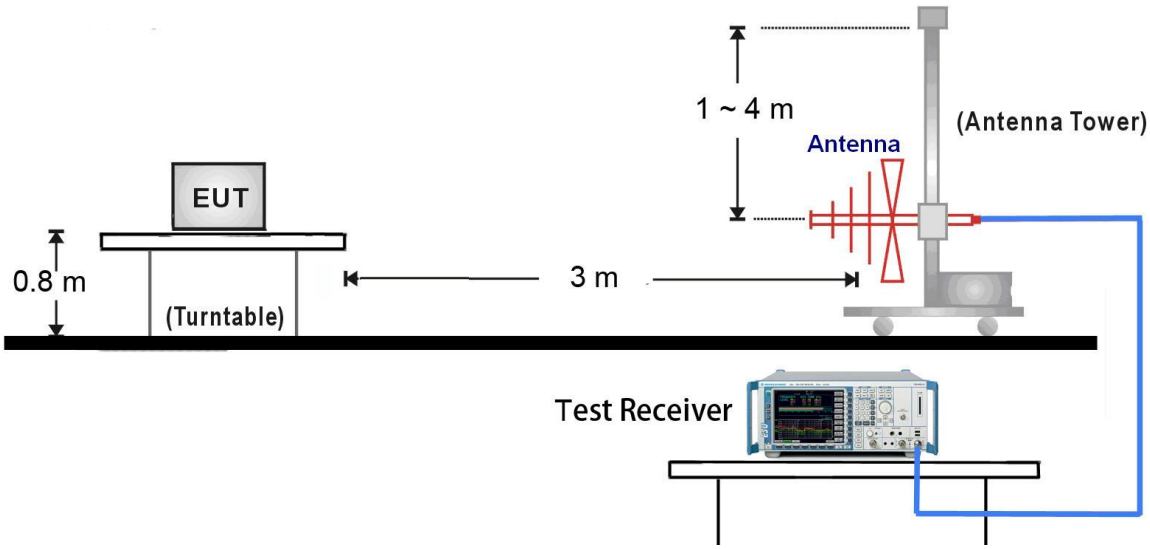

1GHz ~ 25GHz Test Setup:

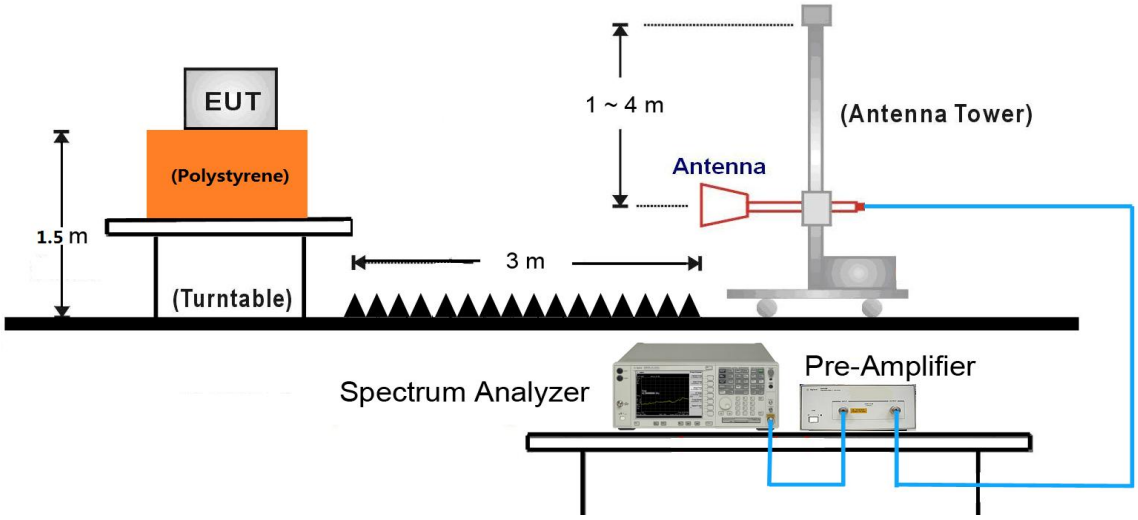

7.9.5. Test Result

Test Mode:	DH5	Test Site:	AC2
Test Channel:	00	Test Engineer:	Lewis Huang
Remark:	1. Average measurement was not performed if peak level lower than average limit. 2. Other frequency was 20dB below limit line within 1-18GHz, there is not show in the report.		

Mark	Frequency (MHz)	Reading Level (dBμV)	Factor (dB)	Measure Level (dBμV/m)	Limit (dBμV/m)	Margin (dB)	Detector	Polarization
	3745.5	39.0	-0.7	38.3	74.0	-35.7	Peak	Horizontal
	4230.0	46.5	0.6	47.1	74.0	-26.9	Peak	Horizontal
*	5292.5	37.6	2.7	40.3	74.0	-33.7	Peak	Horizontal
*	7230.5	33.3	10.7	44.0	74.0	-30.0	Peak	Horizontal
	3847.5	38.0	-0.6	37.4	74.0	-36.6	Peak	Vertical
	4230.0	46.3	0.6	46.9	74.0	-27.1	Peak	Vertical
*	5998.0	35.6	5.3	40.9	74.0	-33.1	Peak	Vertical
*	7808.5	33.2	10.4	43.6	74.0	-30.4	Peak	Vertical

Note 1: "*" is not in restricted band, its limit is 20dBc of the fundamental emission level (91.1dBμV/m) or 15.209 which is higher.

Note 2: Measure Level (dBμV/m) = Reading Level (dBμV) + Factor (dB)

Factor (dB) = Cable Loss (dB) + Antenna Factor (dB/m) - Pre_Amplifier Gain (dB)

Test Mode:	DH5	Test Site:	AC2
Test Channel:	39	Test Engineer:	Lewis Huang
Remark:	1. Average measurement was not performed if peak level lower than average limit. 2. Other frequency was 20dB below limit line within 1-18GHz, there is not show in the report.		

Mark	Frequency (MHz)	Reading Level (dBμV)	Factor (dB)	Measure Level (dBμV/m)	Limit (dBμV/m)	Margin (dB)	Detector	Polarization
	4884.5	49.1	2.7	51.8	74.0	-22.2	Peak	Horizontal
	7324.0	38.9	10.6	49.5	74.0	-24.5	Peak	Horizontal
*	9763.5	37.1	12.8	49.9	74.0	-24.1	Peak	Horizontal
*	10520.0	32.4	15.4	47.8	74.0	-26.2	Peak	Horizontal
	4884.5	47.3	2.7	50.0	74.0	-24.0	Peak	Vertical
	7324.0	36.9	10.6	47.5	74.0	-26.5	Peak	Vertical
*	9763.5	36.2	12.8	49.0	74.0	-25.0	Peak	Vertical
*	10520.0	33.2	15.4	48.6	74.0	-25.4	Peak	Vertical

Note 1: "*" is not in restricted band, its limit is 20dBc of the fundamental emission level (92.3dBμV/m) or 15.209 which is higher.

Note 2: Measure Level (dBμV/m) = Reading Level (dBμV) + Factor (dB)

Factor (dB) = Cable Loss (dB) + Antenna Factor (dB/m) - Pre_Amplifier Gain (dB)

Test Mode:	DH5	Test Site:	AC2
Test Channel:	79	Test Engineer:	Lewis Huang
Remark:	1. Average measurement was not performed if peak level lower than average limit. 2. Other frequency was 20dB below limit line within 1-18GHz, there is not show in the report.		

Mark	Frequency (MHz)	Reading Level (dBμV)	Factor (dB)	Measure Level (dBμV/m)	Limit (dBμV/m)	Margin (dB)	Detector	Polarization
	4961.0	48.0	2.7	50.7	74.0	-23.3	Peak	Horizontal
	7443.0	40.0	10.7	50.7	74.0	-23.3	Peak	Horizontal
*	9916.5	37.5	13.4	50.9	74.0	-23.1	Peak	Horizontal
*	10537.0	33.1	15.3	48.4	74.0	-25.6	Peak	Horizontal
	4230.0	44.8	0.6	45.4	74.0	-28.6	Peak	Vertical
	5989.5	35.4	5.2	40.6	74.0	-33.4	Peak	Vertical
*	7842.5	32.8	10.3	43.1	74.0	-30.9	Peak	Vertical
*	10129.0	33.8	13.6	47.4	74.0	-26.6	Peak	Vertical

Note 1: "*" is not in restricted band, its limit is 20dBc of the fundamental emission level (92.0dBμV/m) or 15.209 which is higher.

Note 2: Measure Level (dBμV/m) = Reading Level (dBμV) + Factor (dB)

Factor (dB) = Cable Loss (dB) + Antenna Factor (dB/m) - Pre_Amplifier Gain (dB)

Test Mode:	2DH5	Test Site:	AC2
Test Channel:	00	Test Engineer:	Lewis Huang
Remark:	1. Average measurement was not performed if peak level lower than average limit. 2. Other frequency was 20dB below limit line within 1-18GHz, there is not show in the report.		

Mark	Frequency (MHz)	Reading Level (dBμV)	Factor (dB)	Measure Level (dBμV/m)	Limit (dBμV/m)	Margin (dB)	Detector	Polarization
	4230.0	46.7	0.6	47.3	74.0	-26.7	Peak	Horizontal
	4799.5	45.0	2.8	47.8	74.0	-26.2	Peak	Horizontal
*	7205.0	35.6	10.5	46.1	74.0	-27.9	Peak	Horizontal
*	9610.5	36.6	12.5	49.1	74.0	-24.9	Peak	Horizontal
	4230.0	45.7	0.6	46.3	74.0	-27.7	Peak	Vertical
	4808.0	42.0	2.7	44.7	74.0	-29.3	Peak	Vertical
*	6644.0	32.2	7.7	39.9	74.0	-34.1	Peak	Vertical
*	8650.0	34.5	11.0	45.5	74.0	-28.5	Peak	Vertical

Note 1: "*" is not in restricted band, its limit is 20dBc of the fundamental emission level (90.2dBμV/m) or 15.209 which is higher.

Note 2: Measure Level (dBμV/m) = Reading Level (dBμV) + Factor (dB)

Factor (dB) = Cable Loss (dB) + Antenna Factor (dB/m) - Pre_Amplifier Gain (dB)

Test Mode:	2DH5	Test Site:	AC2
Test Channel:	39	Test Engineer:	Lewis Huang
Remark:	1. Average measurement was not performed if peak level lower than average limit. 2. Other frequency was 20dB below limit line within 1-18GHz, there is not show in the report.		

Mark	Frequency (MHz)	Reading Level (dBμV)	Factor (dB)	Measure Level (dBμV/m)	Limit (dBμV/m)	Margin (dB)	Detector	Polarization
	4884.5	46.9	2.7	49.6	74.0	-24.4	Peak	Horizontal
	7324.0	36.1	10.6	46.7	74.0	-27.3	Peak	Horizontal
*	9763.5	36.6	12.8	49.4	74.0	-24.6	Peak	Horizontal
*	10537.0	32.9	15.3	48.2	74.0	-25.8	Peak	Horizontal
	4884.5	46.5	2.7	49.2	74.0	-24.8	Peak	Vertical
	7324.0	34.9	10.6	45.5	74.0	-28.5	Peak	Vertical
*	9763.5	35.6	12.8	48.4	74.0	-25.6	Peak	Vertical
*	10545.5	33.4	15.3	48.7	74.0	-25.3	Peak	Vertical

Note 1: "*" is not in restricted band, its limit is 20dBc of the fundamental emission level (89.5dBμV/m) or 15.209 which is higher.

Note 2: Measure Level (dBμV/m) = Reading Level (dBμV) + Factor (dB)

Factor (dB) = Cable Loss (dB) + Antenna Factor (dB/m) - Pre_Amplifier Gain (dB)

Test Mode:	2DH5	Test Site:	AC2
Test Channel:	79	Test Engineer:	Lewis Huang
Remark:	1. Average measurement was not performed if peak level lower than average limit. 2. Other frequency was 20dB below limit line within 1-18GHz, there is not show in the report.		

Mark	Frequency (MHz)	Reading Level (dBμV)	Factor (dB)	Measure Level (dBμV/m)	Limit (dBμV/m)	Margin (dB)	Detector	Polarization
	4230.0	46.2	0.6	46.8	74.0	-27.2	Peak	Horizontal
	4791.0	36.4	2.9	39.3	74.0	-34.7	Peak	Horizontal
*	6550.5	33.9	7.4	41.3	74.0	-32.7	Peak	Horizontal
*	7230.5	33.1	10.7	43.8	74.0	-30.2	Peak	Horizontal
	3788.0	38.5	-0.6	37.9	74.0	-36.1	Peak	Vertical
	4230.0	45.7	0.6	46.3	74.0	-27.7	Peak	Vertical
*	5989.5	34.8	5.2	40.0	74.0	-34.0	Peak	Vertical
*	7162.5	33.1	10.5	43.6	74.0	-30.4	Peak	Vertical

Note 1: "*" is not in restricted band, its limit is 20dBc of the fundamental emission level (88.4dBμV/m) or 15.209 which is higher.

Note 2: Measure Level (dBμV/m) = Reading Level (dBμV) + Factor (dB)

Factor (dB) = Cable Loss (dB) + Antenna Factor (dB/m) - Pre_Amplifier Gain (dB)

Test Mode:	3DH5	Test Site:	AC2
Test Channel:	00	Test Engineer:	Lewis Huang
Remark:	1. Average measurement was not performed if peak level lower than average limit. 2. Other frequency was 20dB below limit line within 1-18GHz, there is not show in the report.		

Mark	Frequency (MHz)	Reading Level (dBμV)	Factor (dB)	Measure Level (dBμV/m)	Limit (dBμV/m)	Margin (dB)	Detector	Polarization
	4230.0	46.6	0.6	47.2	74.0	-26.8	Peak	Horizontal
	4799.5	44.9	2.8	47.7	74.0	-26.3	Peak	Horizontal
*	7205.0	34.9	10.5	45.4	74.0	-28.6	Peak	Horizontal
*	9610.5	36.0	12.5	48.5	74.0	-25.5	Peak	Horizontal
	4230.0	45.6	0.6	46.2	74.0	-27.8	Peak	Vertical
	4808.0	46.4	2.7	49.1	74.0	-24.9	Peak	Vertical
*	5998.0	35.6	5.3	40.9	74.0	-33.1	Peak	Vertical
*	7205.0	34.7	10.5	45.2	74.0	-28.8	Peak	Vertical

Note 1: "*" is not in restricted band, its limit is 20dBc of the fundamental emission level (89.5dBμV/m) or 15.209 which is higher.

Note 2: Measure Level (dBμV/m) = Reading Level (dBμV) + Factor (dB)

Factor (dB) = Cable Loss (dB) + Antenna Factor (dB/m) - Pre_Amplifier Gain (dB)

Test Mode:	3DH5	Test Site:	AC2
Test Channel:	39	Test Engineer:	Lewis Huang
Remark:	1. Average measurement was not performed if peak level lower than average limit. 2. Other frequency was 20dB below limit line within 1-18GHz, there is not show in the report.		

Mark	Frequency (MHz)	Reading Level (dBμV)	Factor (dB)	Measure Level (dBμV/m)	Limit (dBμV/m)	Margin (dB)	Detector	Polarization
	4230.0	46.4	0.6	47.0	74.0	-27.0	Peak	Horizontal
	4884.5	46.2	2.7	48.9	74.0	-25.1	Peak	Horizontal
*	9517.0	34.0	12.5	46.5	74.0	-27.5	Peak	Horizontal
*	9763.5	36.4	12.8	49.2	74.0	-24.8	Peak	Horizontal
	4230.0	45.7	0.6	46.3	74.0	-27.7	Peak	Vertical
	4884.5	38.2	2.7	40.9	74.0	-33.1	Peak	Vertical
*	5998.0	35.1	5.3	40.4	74.0	-33.6	Peak	Vertical
*	7222.0	33.8	10.7	44.5	74.0	-29.5	Peak	Vertical

Note 1: "*" is not in restricted band, its limit is 20dBc of the fundamental emission level (89.5dBμV/m) or 15.209 which is higher.

Note 2: Measure Level (dBμV/m) = Reading Level (dBμV) + Factor (dB)

Factor (dB) = Cable Loss (dB) + Antenna Factor (dB/m) - Pre_Amplifier Gain (dB)

Test Mode:	3DH5	Test Site:	AC2
Test Channel:	79	Test Engineer:	Lewis Huang
Remark:	1. Average measurement was not performed if peak level lower than average limit. 2. Other frequency was 20dB below limit line within 1-18GHz, there is not show in the report.		

Mark	Frequency (MHz)	Reading Level (dBμV)	Factor (dB)	Measure Level (dBμV/m)	Limit (dBμV/m)	Margin (dB)	Detector	Polarization
	4230.0	42.9	0.6	43.5	74.0	-30.5	Peak	Horizontal
	4961.0	39.6	2.7	42.3	74.0	-31.7	Peak	Horizontal
*	6533.5	33.5	7.3	40.8	74.0	-33.2	Peak	Horizontal
*	9211.0	33.1	13.0	46.1	74.0	-27.9	Peak	Horizontal
	3601.0	39.9	-1.1	38.8	74.0	-35.2	Peak	Vertical
	4230.0	40.3	0.6	40.9	74.0	-33.1	Peak	Vertical
*	5989.5	35.5	5.2	40.7	74.0	-33.3	Peak	Vertical
*	7222.0	33.2	10.7	43.9	74.0	-30.1	Peak	Vertical

Note 1: "*" is not in restricted band, its limit is 20dBc of the fundamental emission level (89.2dBμV/m) or 15.209 which is higher.

Note 2: Measure Level (dBμV/m) = Reading Level (dBμV) + Factor (dB)

Factor (dB) = Cable Loss (dB) + Antenna Factor (dB/m) - Pre_Amplifier Gain (dB)

The worst case of Radiated Emission 9KHz ~ 1GHz and 18GHz ~ 25GHz:

Site: AC2	Time: 2016/07/12 - 13:16
Limit: FCC_Part15.209_RE(3m)	Engineer: Jone Zhang
Probe: VULB9162_0.03-8GHz	Polarity: Horizontal
EUT: Smart Watch	Power: By Battery
Worst Case Mode: Transmit by DH5 at Channel 2441MHz	

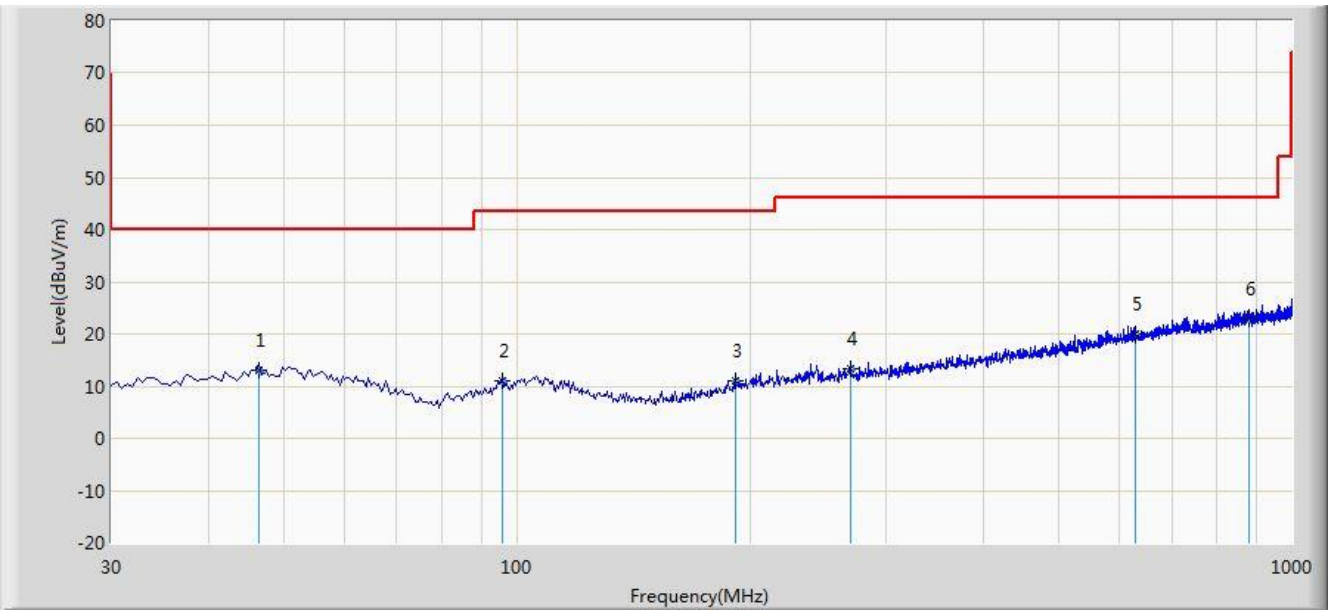

No	Flag	Mark	Frequency (MHz)	Measure Level (dBuV/m)	Reading Level (dBuV)	Over Limit (dB)	Limit (dBuV/m)	Factor (dB)	Type
1			46.520	13.120	-1.870	-26.880	40.000	14.990	QP
2			95.930	11.006	-1.450	-32.494	43.500	12.456	QP
3			191.600	11.025	-0.870	-32.475	43.500	11.894	QP
4			269.130	13.295	-0.760	-32.705	46.000	14.054	QP
5			627.550	19.967	-0.450	-26.033	46.000	20.417	QP
6		*	878.740	22.931	-1.040	-23.069	46.000	23.970	QP

Note: Measure Level (dBμV/m) = Reading Level (dBμV) + Factor (dB)

Factor (dB) = Cable Loss (dB) + Antenna Factor (dB/m)

Site: AC2	Time: 2016/07/12 - 13:26
Limit: FCC_Part15.209_RE(3m)	Engineer: Jone Zhang
Probe: VULB9162_0.03-8GHz	Polarity: Vertical
EUT: Smart Watch	Power: By Battery
Worst Case Mode: Transmit by DH5 at Channel 2441MHz	

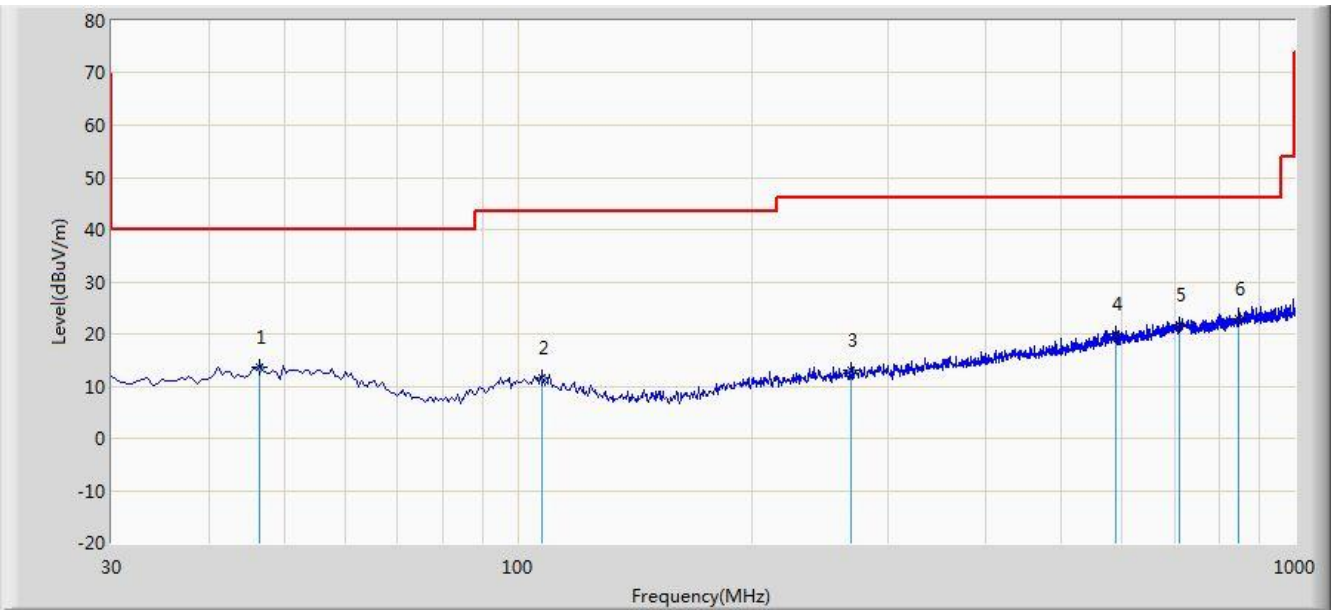

No	Flag	Mark	Frequency (MHz)	Measure Level (dBuV/m)	Reading Level (dBuV)	Over Limit (dB)	Limit (dBuV/m)	Factor (dB)	Type
1			46.510	13.750	-1.240	-26.250	40.000	14.990	QP
2			107.520	11.510	-1.520	-31.990	43.500	13.030	QP
3			268.630	13.107	-0.940	-32.893	46.000	14.046	QP
4			587.250	20.103	0.210	-25.897	46.000	19.893	QP
5			710.920	21.718	-0.050	-24.282	46.000	21.768	QP
6		*	848.200	22.876	-0.730	-23.124	46.000	23.607	QP

Note: Measure Level (dBµV/m) = Reading Level (dBµV) + Factor (dB)

Factor (dB) = Cable Loss (dB) + Antenna Factor (dB/m)

Site: AC2	Time: 2016/07/19 - 15:34
Limit: FCC_Part15.209_RE(3m)	Engineer: Lewis Huang
Probe: FMZB1519_0.009-30MHz	Polarity: Face On
EUT: Smart Watch	Power: By Battery
Note: There is the ambient noise within frequency range 9kHz~30MHz.	

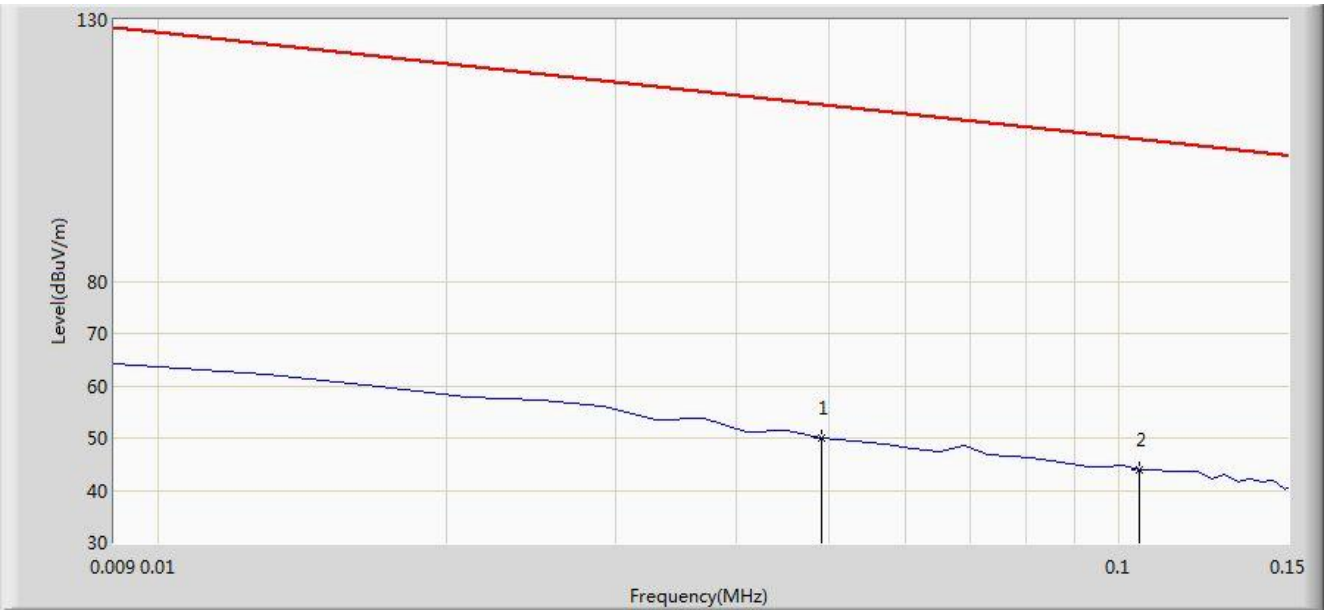

No	Flag	Mark	Frequency (MHz)	Measure Level (dBuV/m)	Reading Level (dBuV)	Over Limit (dB)	Limit (dBuV/m)	Factor (dB)	Type
1			0.049	50.112	29.552	-63.688	113.800	20.560	AV
2		*	0.105	44.043	23.845	-63.137	107.180	20.198	QP

Note: Measure Level (dBµV/m) = Reading Level (dBµV) + Factor (dB)

Factor (dB) = Cable Loss (dB) + Antenna Factor (dB/m)

Limit@3m = 20*Log((2400/49)uV/m) + 40*Log(300m/3m) = 113.800dBµv/m (Average detector)

Site: AC2	Time: 2016/07/19 - 15:45
Limit: FCC_Part15.209_RE(3m)	Engineer: Lewis Huang
Probe: FMZB1519_0.009-30MHz	Polarity: Face On
EUT: Smart Watch	Power: By Battery
Note: There is the ambient noise within frequency range 9kHz~30MHz.	

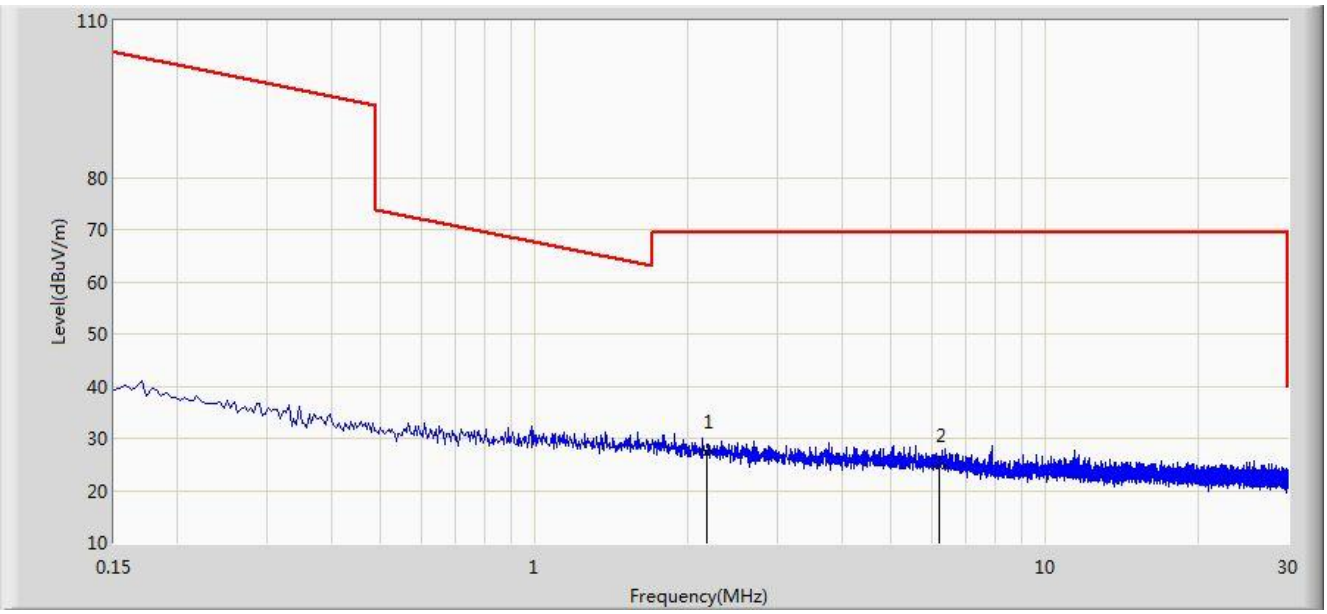

No	Flag	Mark	Frequency (MHz)	Measure Level (dBuV/m)	Reading Level (dBuV)	Over Limit (dB)	Limit (dBuV/m)	Factor (dB)	Type
1		*	2.175	27.371	6.960	-42.129	69.500	20.412	QP
2			6.216	24.786	4.701	-44.714	69.500	20.085	QP

Note: Measure Level (dBµV/m) = Reading Level (dBµV) + Factor (dB)

Factor (dB) = Cable Loss (dB) + Antenna Factor (dB/m)

Site: AC2	Time: 2016/07/19 - 15:45
Limit: FCC_Part15.209_RE(3m)	Engineer: Lewis Huang
Probe: BBHA9170_18-40GHz	Polarity: Horizontal
EUT: Smart Watch	Power: By Battery
Note: There is the ambient noise within frequency range 18GHz~25GHz.	

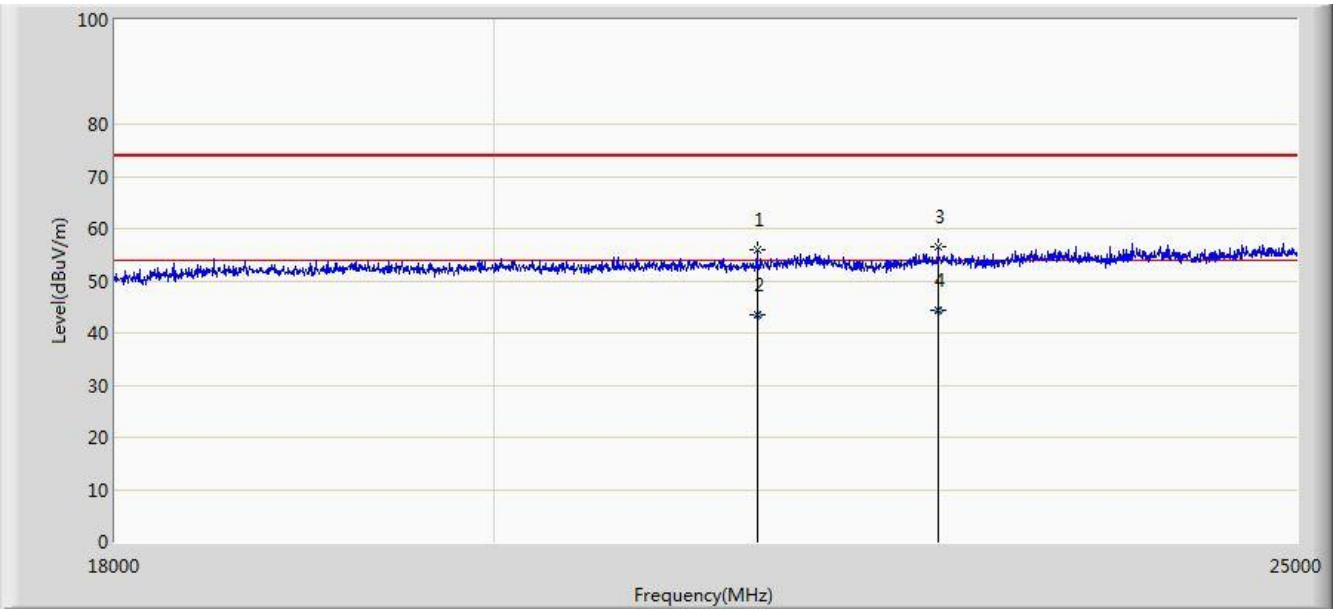

No	Flag	Mark	Frequency (MHz)	Measure Level (dBuV/m)	Reading Level (dBuV)	Over Limit (dB)	Limit (dBuV/m)	Factor (dB)	Type
1			21517.500	55.869	17.883	-18.131	74.000	37.986	PK
2			21517.650	43.351	5.365	-10.649	54.000	37.986	AV
3			22630.500	56.509	18.223	-17.491	74.000	38.286	PK
4		*	22630.540	44.310	6.024	-9.690	54.000	38.286	AV

Note: Measure Level (dBμV/m) = Reading Level (dBμV) + Factor (dB)

Factor (dB) = Cable Loss (dB) + Antenna Factor (dB/m) - Pre_Amplifier Gain (dB)

Site: AC2	Time: 2016/07/19 - 15:45
Limit: FCC_Part15.209_RE(3m)	Engineer: Lewis Huang
Probe: BBHA9170_18-40GHz	Polarity: Vertical
EUT: Smart Watch	Power: By Battery
Note: There is the ambient noise within frequency range 18GHz~25GHz.	

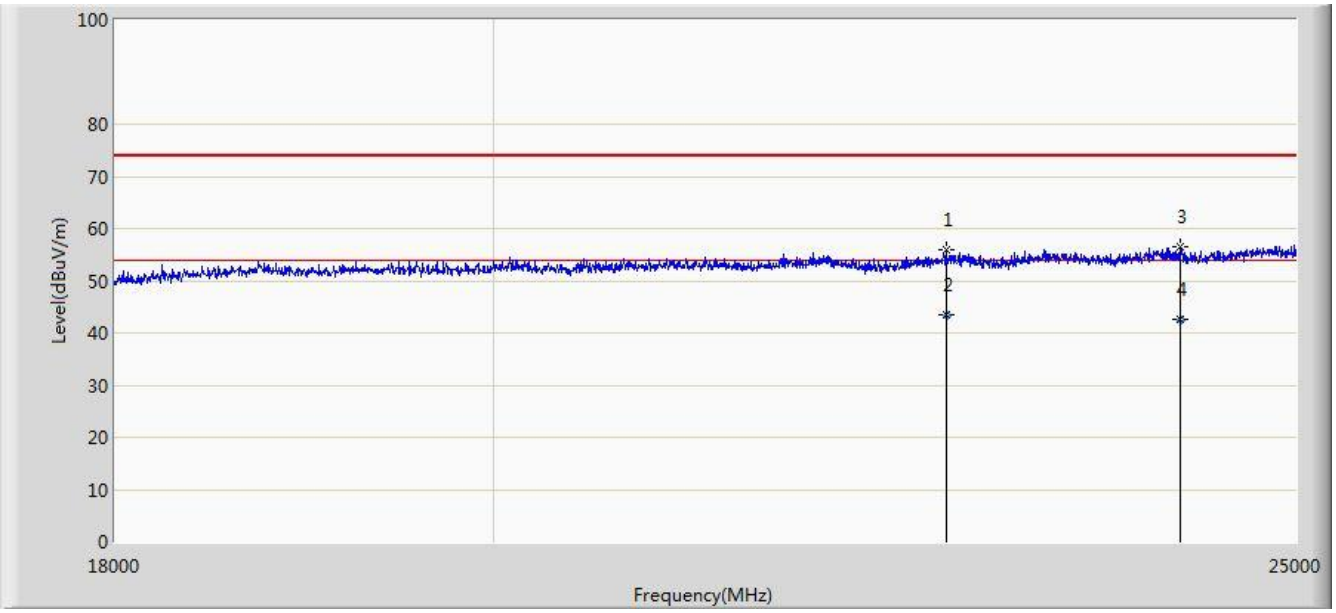

No	Flag	Mark	Frequency (MHz)	Measure Level (dBuV/m)	Reading Level (dBuV)	Over Limit (dB)	Limit (dBuV/m)	Factor (dB)	Type
1			22686.500	55.811	17.457	-18.189	74.000	38.354	PK
2			22686.540	43.598	5.244	-10.402	54.000	38.354	AV
3			24205.500	56.430	17.607	-17.570	74.000	38.823	PK
4		*	24205.658	42.518	3.695	-11.482	54.000	38.823	AV

Note: Measure Level (dBμV/m) = Reading Level (dBμV) + Factor (dB)

Factor (dB) = Cable Loss (dB) + Antenna Factor (dB/m) - Pre_Amplifier Gain (dB)

7.10. Radiated Restricted Band Edge Measurement

7.10.1. Test Result

Site: AC2	Time: 2016/07/18 - 13:30
Limit: FCC_Part15.209_RE(3m)	Engineer: Jone Zhang
Probe: BBHA9120D_1-18GHz	Polarity: Horizontal
EUT: Smart Watch	Power: By Battery
Test Mode: Transmit by DH5 at Channel 2402MHz	

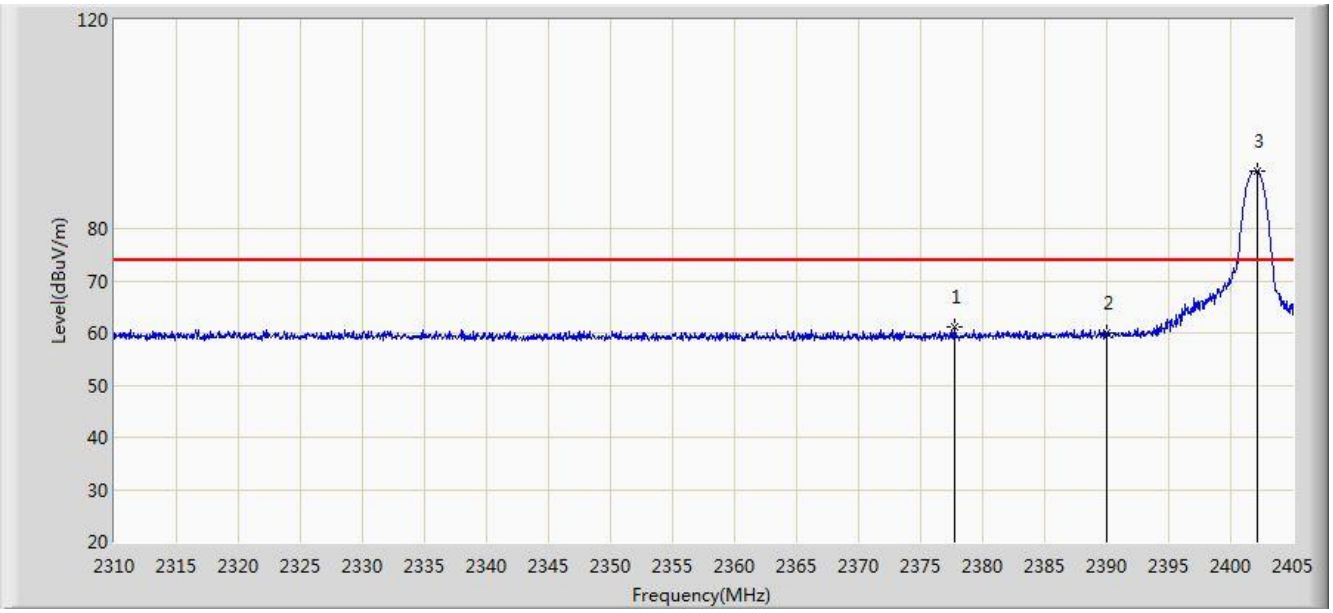

No	Flag	Mark	Frequency (MHz)	Measure Level (dBuV/m)	Reading Level (dBuV)	Over Limit (dB)	Limit (dBuV/m)	Factor (dB)	Type
1			2377.687	61.296	29.087	-12.704	74.000	32.210	PK
2			2390.000	59.873	27.595	-14.127	74.000	32.278	PK
3		*	2402.150	91.100	58.827	N/A	N/A	32.273	PK

Note: Measure Level (dBμV/m) = Reading Level (dBμV) + Factor (dB)

Factor (dB) = Cable Loss (dB) + Antenna Factor (dB/m)

Site: AC2	Time: 2016/07/18 - 13:47
Limit: FCC_Part15.209_RE(3m)	Engineer: Jone Zhang
Probe: BBHA9120D_1-18GHz	Polarity: Horizontal
EUT: Smart Watch	Power: By Battery
Test Mode: Transmit by DH5 at Channel 2402MHz	

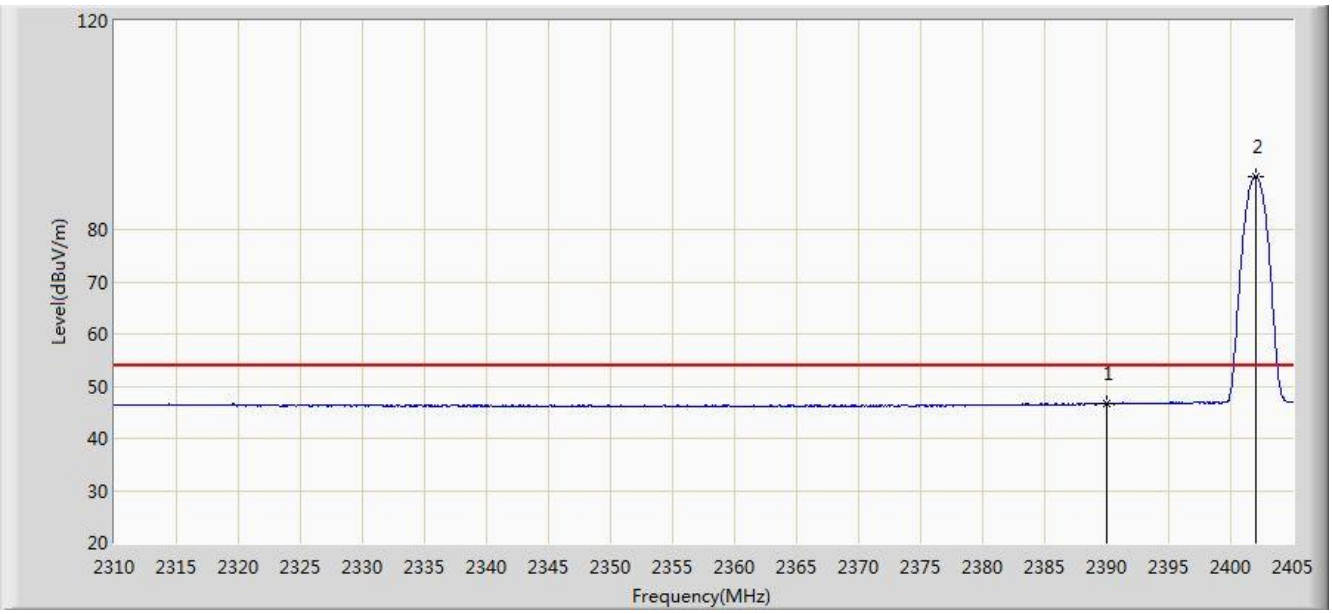

No	Flag	Mark	Frequency (MHz)	Measure Level (dBuV/m)	Reading Level (dBuV)	Over Limit (dB)	Limit (dBuV/m)	Factor (dB)	Type
1			2390.000	46.532	14.254	-7.468	54.000	32.278	AV
2		*	2402.008	90.185	57.911	N/A	N/A	32.274	AV

Note: Measure Level (dBμV/m) = Reading Level (dBμV) + Factor (dB)

Factor (dB) = Cable Loss (dB) + Antenna Factor (dB/m)

Site: AC2	Time: 2016/07/18 - 13:52
Limit: FCC_Part15.209_RE(3m)	Engineer: Jone Zhang
Probe: BBHA9120D_1-18GHz	Polarity: Vertical
EUT: Smart Watch	Power: By Battery
Test Mode: Transmit by DH5 at Channel 2402MHz	

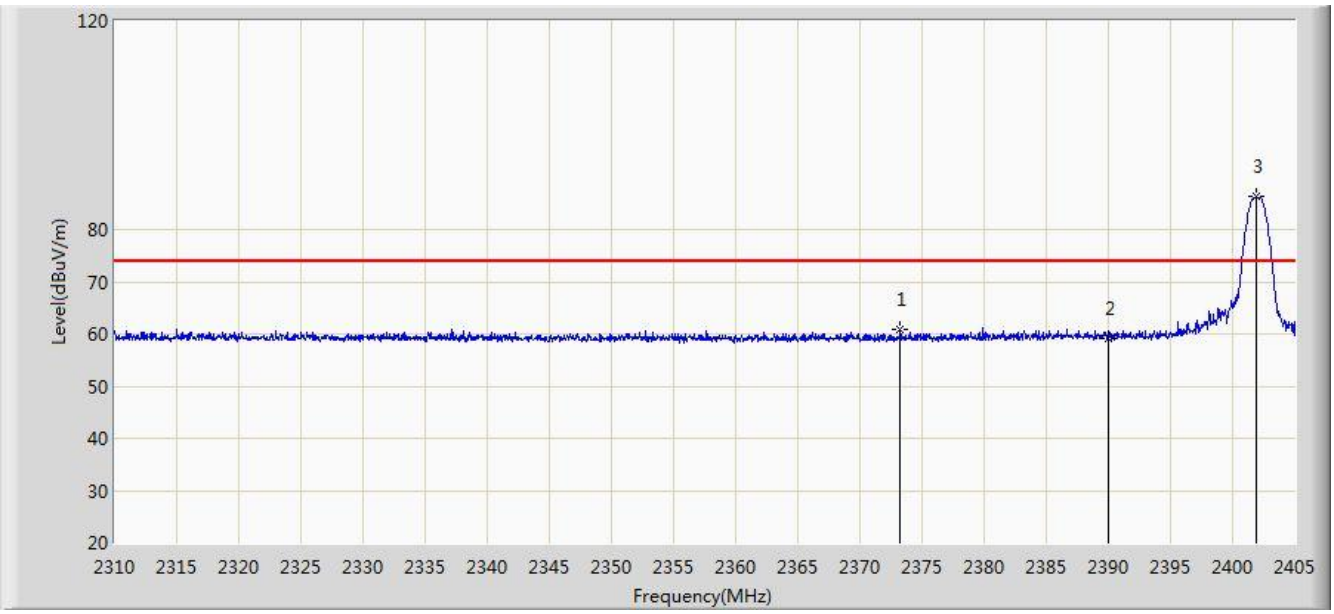

No	Flag	Mark	Frequency (MHz)	Measure Level (dBuV/m)	Reading Level (dBuV)	Over Limit (dB)	Limit (dBuV/m)	Factor (dB)	Type
1			2373.270	60.935	28.720	-13.065	74.000	32.215	PK
2			2390.000	59.243	26.965	-14.757	74.000	32.278	PK
3		*	2401.865	86.271	53.997	N/A	N/A	32.274	PK

Note: Measure Level (dBμV/m) = Reading Level (dBμV) + Factor (dB)

Factor (dB) = Cable Loss (dB) + Antenna Factor (dB/m)

Site: AC2	Time: 2016/07/18 - 13:58
Limit: FCC_Part15.209_RE(3m)	Engineer: Jone Zhang
Probe: BBHA9120D_1-18GHz	Polarity: Vertical
EUT: Smart Watch	Power: By Battery
Test Mode: Transmit by DH5 at Channel 2402MHz	

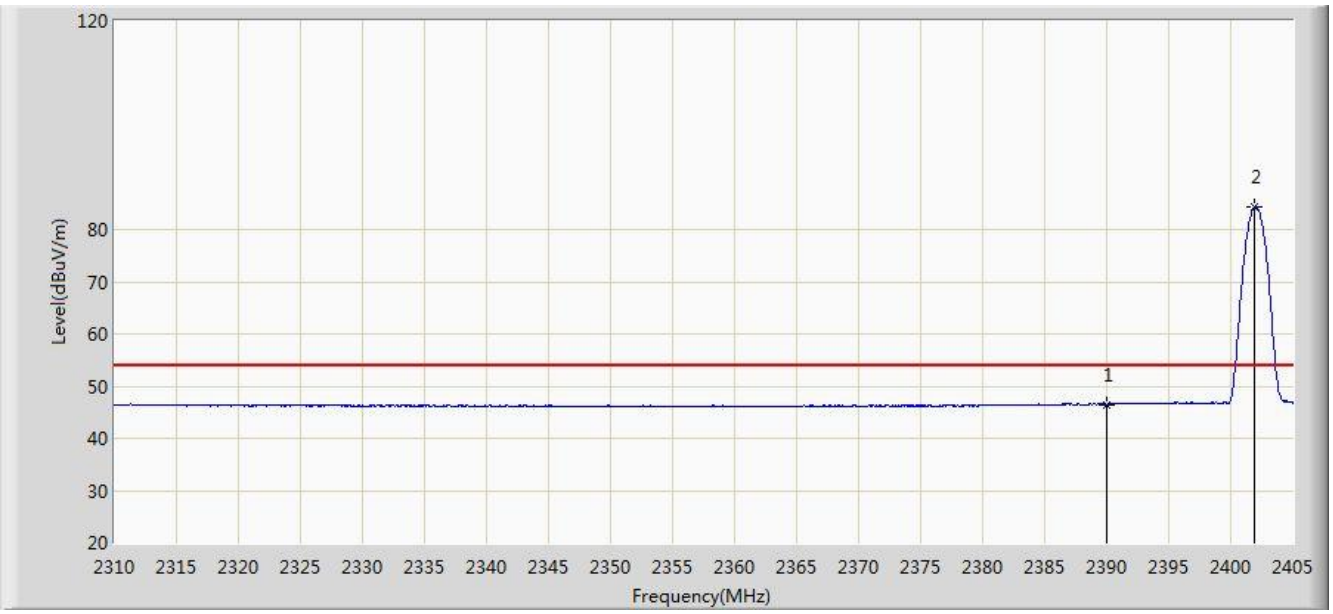

No	Flag	Mark	Frequency (MHz)	Measure Level (dBuV/m)	Reading Level (dBuV)	Over Limit (dB)	Limit (dBuV/m)	Factor (dB)	Type
1			2390.000	46.514	14.236	-7.486	54.000	32.278	AV
2		*	2401.913	84.231	51.957	N/A	N/A	32.274	AV

Note: Measure Level (dBμV/m) = Reading Level (dBμV) + Factor (dB)

Factor (dB) = Cable Loss (dB) + Antenna Factor (dB/m)

Site: AC2	Time: 2016/07/18 - 14:04
Limit: FCC_Part15.209_RE(3m)	Engineer: Jone Zhang
Probe: BBHA9120D_1-18GHz	Polarity: Horizontal
EUT: Smart Watch	Power: By Battery
Test Mode: Transmit by DH5 at Channel 2480MHz	

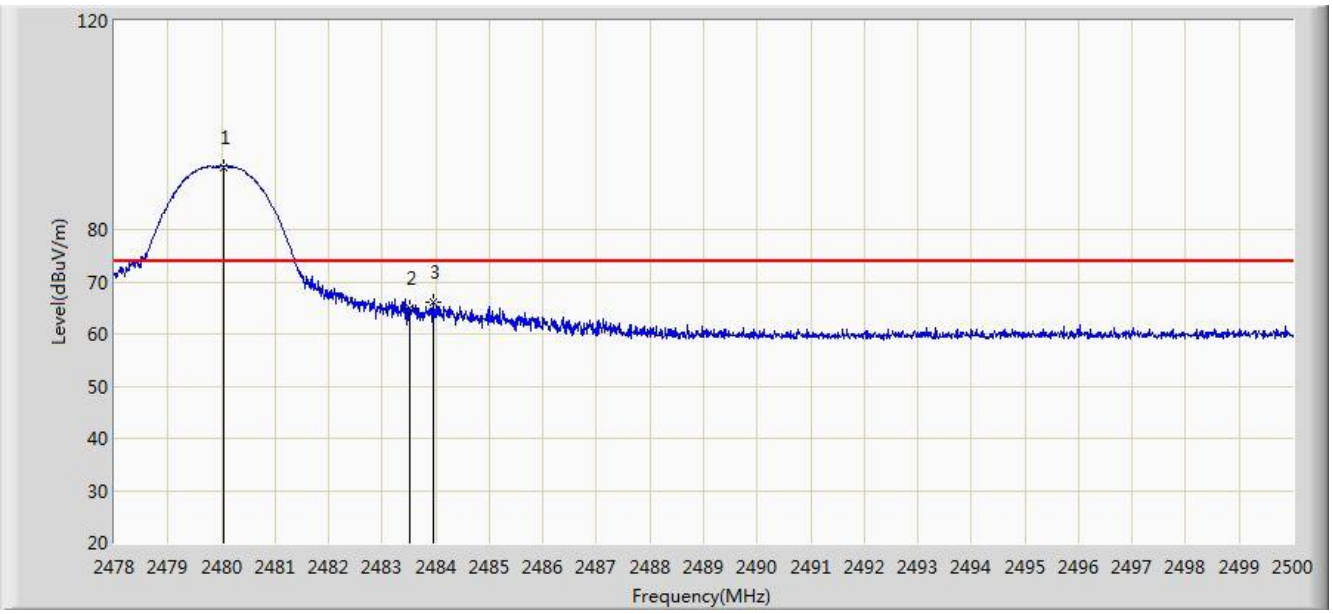

No	Flag	Mark	Frequency (MHz)	Measure Level (dBuV/m)	Reading Level (dBuV)	Over Limit (dB)	Limit (dBuV/m)	Factor (dB)	Type
1		*	2480.046	92.026	59.757	N/A	N/A	32.269	PK
2			2483.500	64.940	32.659	-9.060	74.000	32.282	PK
3			2483.951	66.127	33.844	-7.873	74.000	32.282	PK

Note: Measure Level (dBμV/m) = Reading Level (dBμV) + Factor (dB)

Factor (dB) = Cable Loss (dB) + Antenna Factor (dB/m)

Site: AC2	Time: 2016/07/18 - 14:10
Limit: FCC_Part15.209_RE(3m)	Engineer: Jone Zhang
Probe: BBHA9120D_1-18GHz	Polarity: Horizontal
EUT: Smart Watch	Power: By Battery
Test Mode: Transmit by DH5 at Channel 2480MHz	

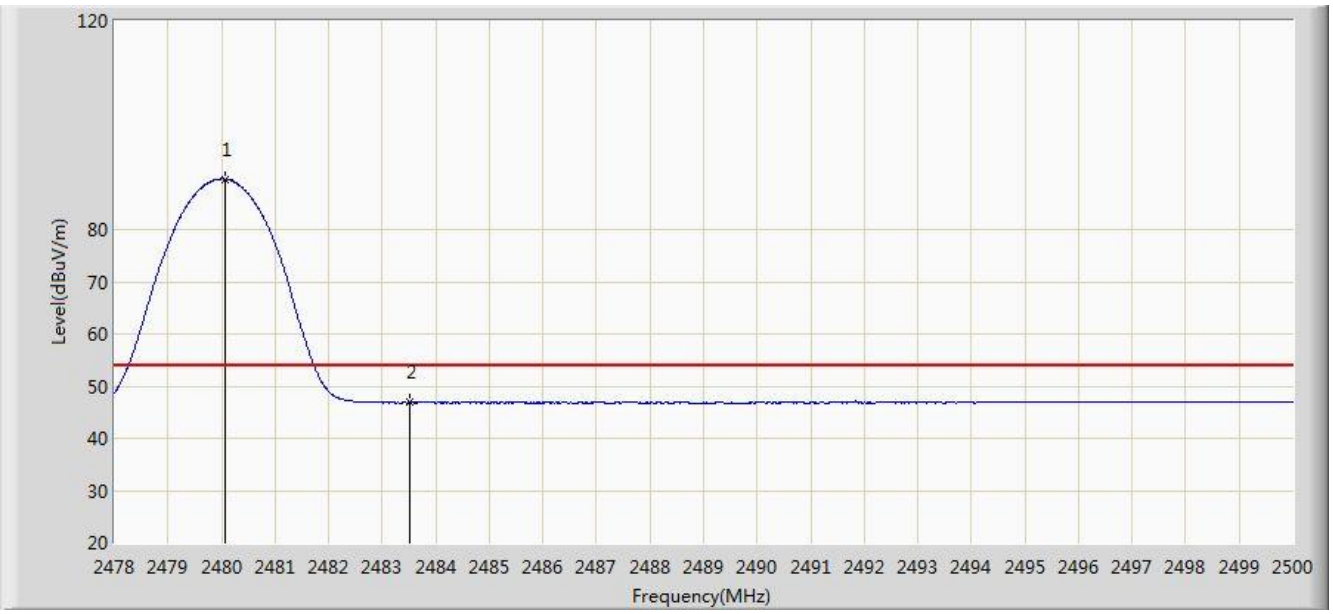

No	Flag	Mark	Frequency (MHz)	Measure Level (dBuV/m)	Reading Level (dBuV)	Over Limit (dB)	Limit (dBuV/m)	Factor (dB)	Type
1		*	2480.079	89.655	57.386	N/A	N/A	32.269	AV
2			2483.500	46.866	14.585	-7.134	54.000	32.282	AV

Note: Measure Level (dBμV/m) = Reading Level (dBμV) + Factor (dB)

Factor (dB) = Cable Loss (dB) + Antenna Factor (dB/m)

Site: AC2	Time: 2016/07/18 - 15:29
Limit: FCC_Part15.209_RE(3m)	Engineer: Jone Zhang
Probe: BBHA9120D_1-18GHz	Polarity: Vertical
EUT: Smart Watch	Power: By Battery
Test Mode: Transmit by DH5 at Channel 2480MHz	

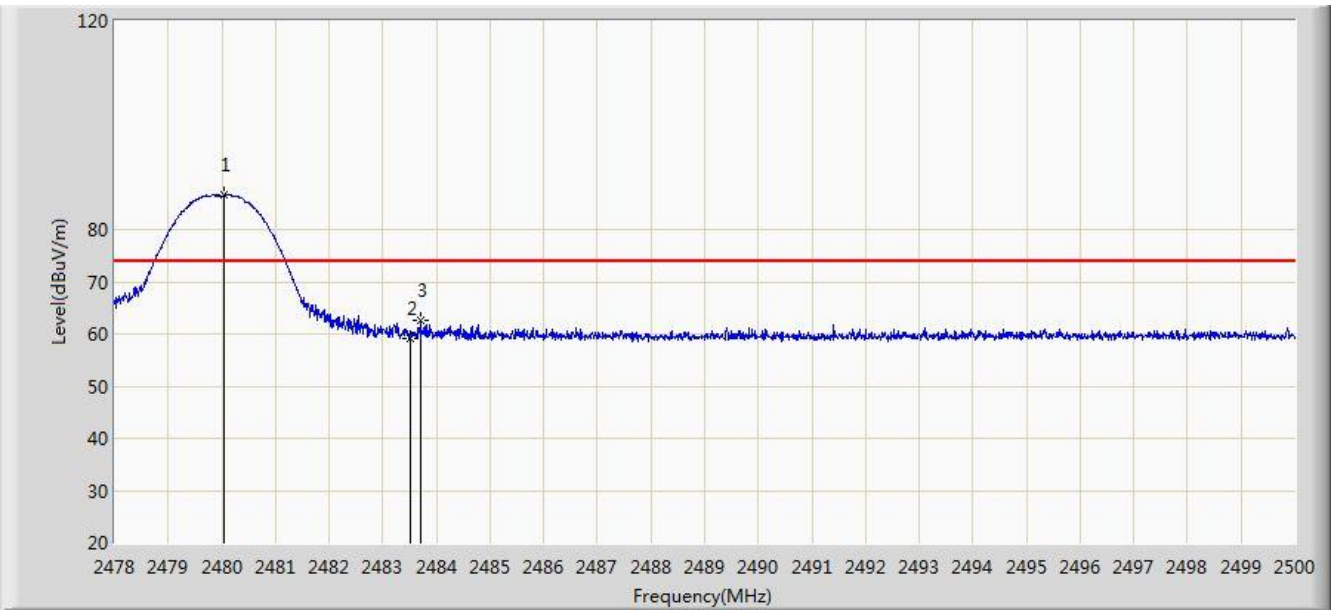

No	Flag	Mark	Frequency (MHz)	Measure Level (dBuV/m)	Reading Level (dBuV)	Over Limit (dB)	Limit (dBuV/m)	Factor (dB)	Type
1		*	2480.046	86.688	54.419	N/A	N/A	32.269	PK
2			2483.500	59.133	26.852	-14.867	74.000	32.282	PK
3			2483.709	62.551	30.269	-11.449	74.000	32.282	PK

Note: Measure Level (dBμV/m) = Reading Level (dBμV) + Factor (dB)

Factor (dB) = Cable Loss (dB) + Antenna Factor (dB/m)

Site: AC2	Time: 2016/07/18 - 15:42
Limit: FCC_Part15.209_RE(3m)	Engineer: Jone Zhang
Probe: BBHA9120D_1-18GHz	Polarity: Vertical
EUT: Smart Watch	Power: By Battery
Test Mode: Transmit by DH5 at Channel 2480MHz	

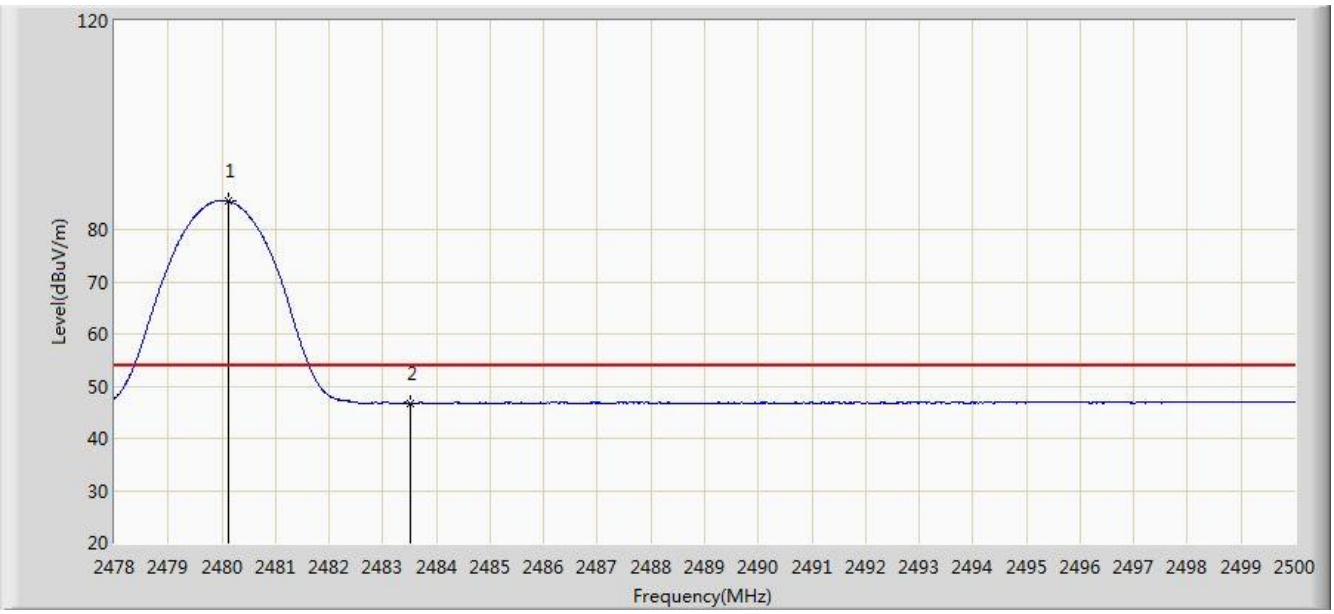

No	Flag	Mark	Frequency (MHz)	Measure Level (dBuV/m)	Reading Level (dBuV)	Over Limit (dB)	Limit (dBuV/m)	Factor (dB)	Type
1		*	2480.112	85.478	53.208	N/A	N/A	32.269	AV
2			2483.500	46.659	14.378	-7.341	54.000	32.282	AV

Note: Measure Level (dBμV/m) = Reading Level (dBμV) + Factor (dB)

Factor (dB) = Cable Loss (dB) + Antenna Factor (dB/m)

Site: AC2	Time: 2016/07/18 - 15:47
Limit: FCC_Part15.209_RE(3m)	Engineer: Jone Zhang
Probe: BBHA9120D_1-18GHz	Polarity: Horizontal
EUT: Smart Watch	Power: By Battery
Test Mode: Transmit by 2DH5 at Channel 2402MHz	

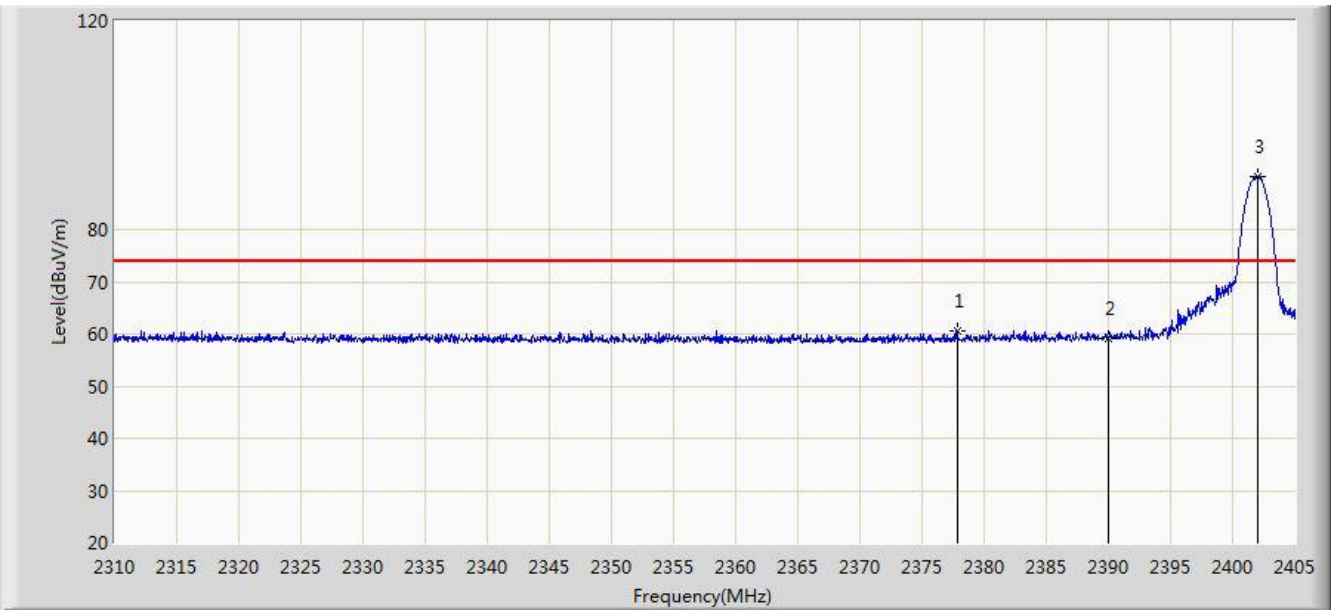

No	Flag	Mark	Frequency (MHz)	Measure Level (dBuV/m)	Reading Level (dBuV)	Over Limit (dB)	Limit (dBuV/m)	Factor (dB)	Type
1			2377.830	60.700	28.490	-13.300	74.000	32.210	PK
2			2390.000	59.034	26.756	-14.966	74.000	32.278	PK
3		*	2402.008	90.193	57.919	N/A	N/A	32.274	PK

Note: Measure Level (dBμV/m) = Reading Level (dBμV) + Factor (dB)

Factor (dB) = Cable Loss (dB) + Antenna Factor (dB/m)

Site: AC2	Time: 2016/07/18 - 15:54
Limit: FCC_Part15.209_RE(3m)	Engineer: Jone Zhang
Probe: BBHA9120D_1-18GHz	Polarity: Horizontal
EUT: Smart Watch	Power: By Battery
Test Mode: Transmit by 2DH5 at Channel 2402MHz	

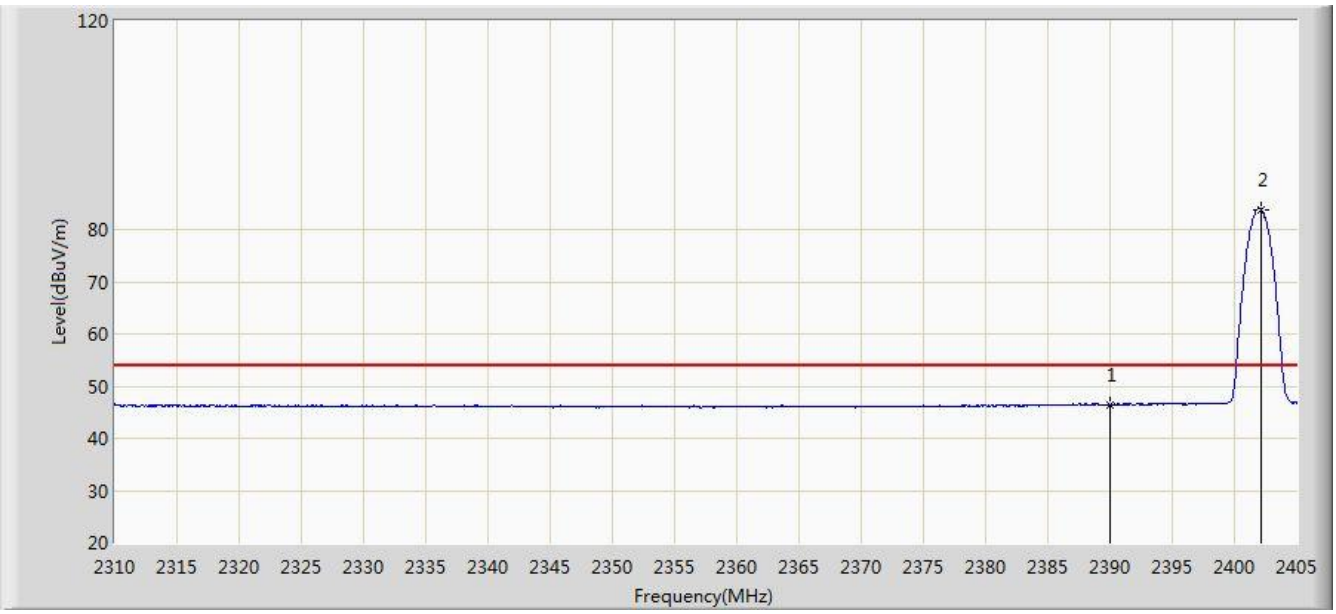

No	Flag	Mark	Frequency (MHz)	Measure Level (dBuV/m)	Reading Level (dBuV)	Over Limit (dB)	Limit (dBuV/m)	Factor (dB)	Type
1			2390.000	46.446	14.168	-7.554	54.000	32.278	AV
2		*	2402.150	83.903	51.630	N/A	N/A	32.273	AV

Note: Measure Level (dBμV/m) = Reading Level (dBμV) + Factor (dB)

Factor (dB) = Cable Loss (dB) + Antenna Factor (dB/m)

Site: AC2	Time: 2016/07/20 - 14:29
Limit: FCC_Part15.209_RE(3m)	Engineer: Jone Zhang
Probe: BBHA9120D_1-18GHz	Polarity: Vertical
EUT: Smart Watch	Power: By Battery
Test Mode: Transmit by 2DH5 at Channel 2402MHz	

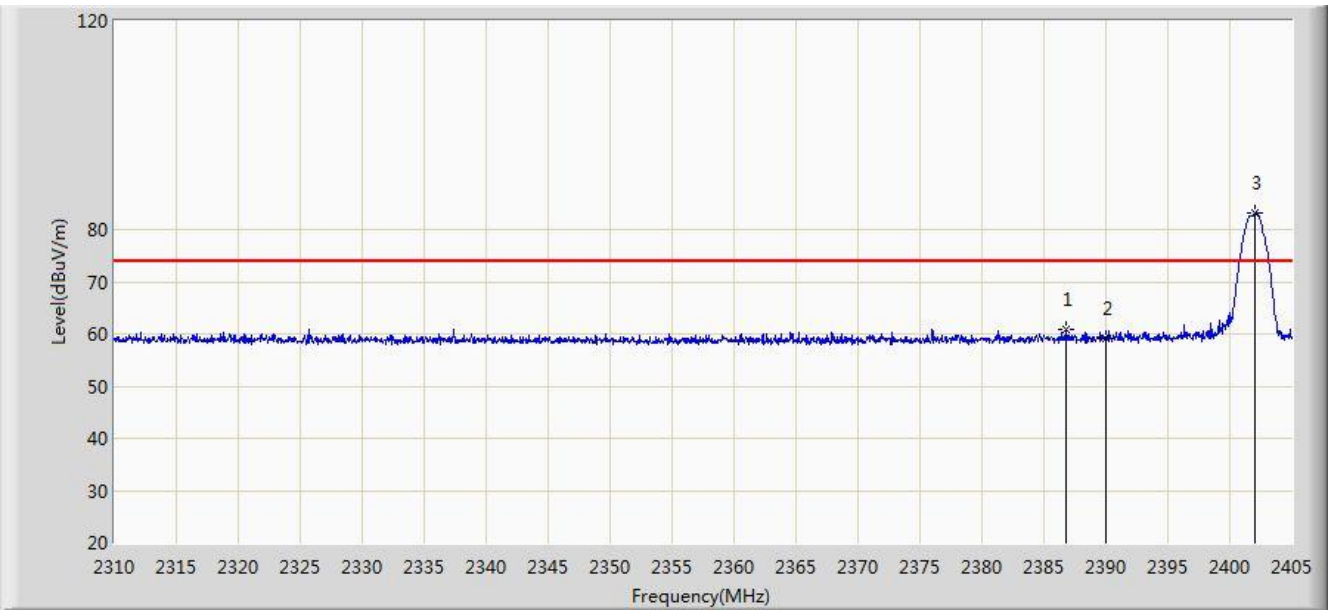

No	Flag	Mark	Frequency (MHz)	Measure Level (dBuV/m)	Reading Level (dBuV)	Over Limit (dB)	Limit (dBuV/m)	Factor (dB)	Type
1			2386.760	60.944	28.684	-13.056	74.000	32.260	PK
2			2390.000	59.207	26.929	-14.793	74.000	32.278	PK
3		*	2402.055	83.055	50.781	N/A	N/A	32.273	PK

Note: Measure Level (dBμV/m) = Reading Level (dBμV) + Factor (dB)

Factor (dB) = Cable Loss (dB) + Antenna Factor (dB/m)

Site: AC2	Time: 2016/07/20 - 14:32
Limit: FCC_Part15.209_RE(3m)	Engineer: Jone Zhang
Probe: BBHA9120D_1-18GHz	Polarity: Vertical
EUT: Smart Watch	Power: By Battery
Test Mode: Transmit by 2DH5 at Channel 2402MHz	

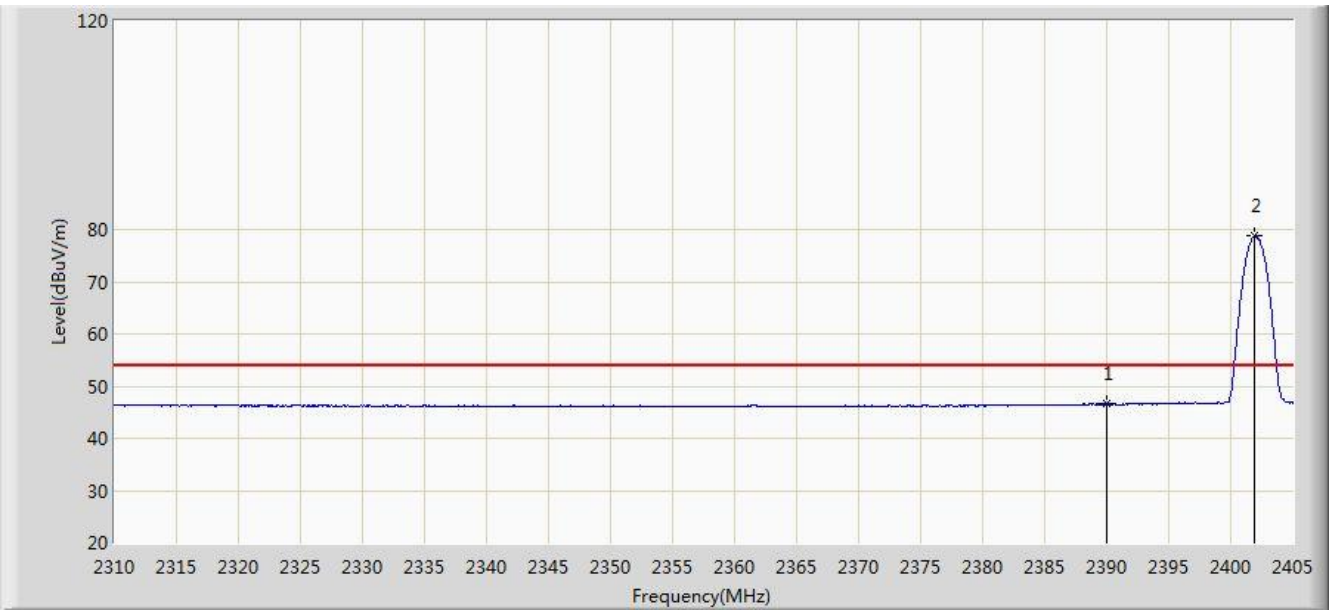

No	Flag	Mark	Frequency (MHz)	Measure Level (dBuV/m)	Reading Level (dBuV)	Over Limit (dB)	Limit (dBuV/m)	Factor (dB)	Type
1			2390.000	46.571	14.293	-7.429	54.000	32.278	AV
2		*	2401.960	78.866	46.592	N/A	N/A	32.274	AV

Note: Measure Level (dBμV/m) = Reading Level (dBμV) + Factor (dB)

Factor (dB) = Cable Loss (dB) + Antenna Factor (dB/m)

Site: AC2	Time: 2016/07/20 - 14:38
Limit: FCC_Part15.209_RE(3m)	Engineer: Jone Zhang
Probe: BBHA9120D_1-18GHz	Polarity: Horizontal
EUT: Smart Watch	Power: By Battery
Test Mode: Transmit by 2DH5 at Channel 2480MHz	

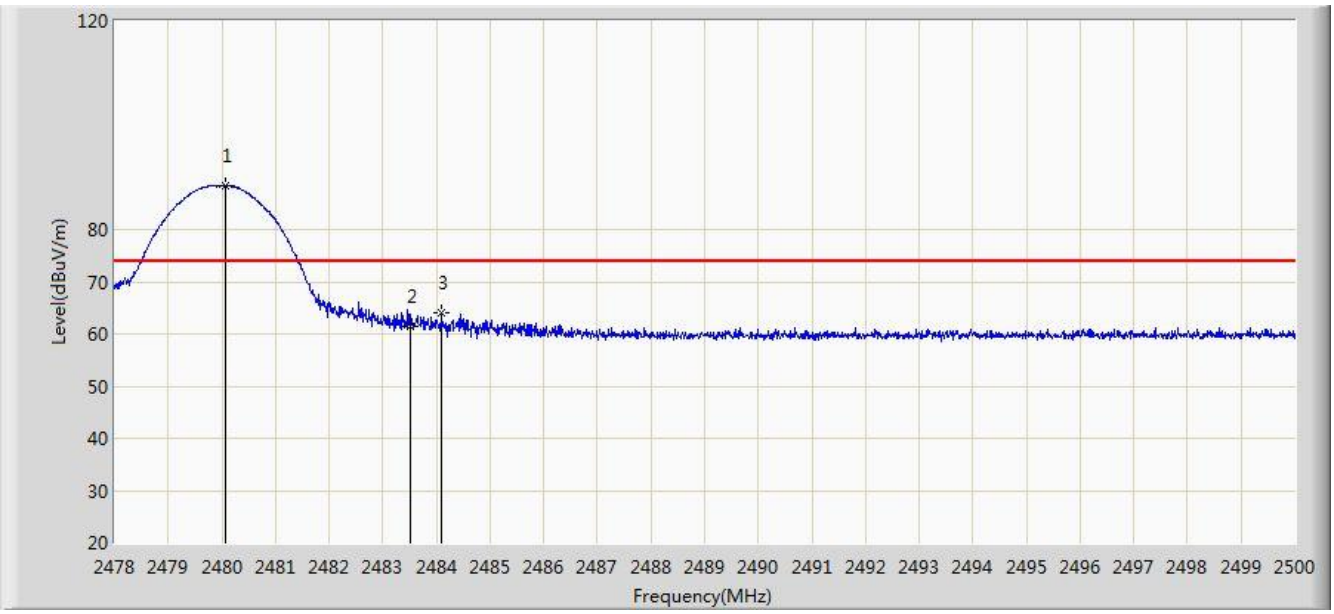

No	Flag	Mark	Frequency (MHz)	Measure Level (dBuV/m)	Reading Level (dBuV)	Over Limit (dB)	Limit (dBuV/m)	Factor (dB)	Type
1		*	2480.079	88.448	56.179	N/A	N/A	32.269	PK
2			2483.500	61.436	29.155	-12.564	74.000	32.282	PK
3			2484.094	64.034	31.751	-9.966	74.000	32.284	PK

Note: Measure Level (dBμV/m) = Reading Level (dBμV) + Factor (dB)

Factor (dB) = Cable Loss (dB) + Antenna Factor (dB/m)

Site: AC2	Time: 2016/07/20 - 14:53
Limit: FCC_Part15.209_RE(3m)	Engineer: Jone Zhang
Probe: BBHA9120D_1-18GHz	Polarity: Horizontal
EUT: Smart Watch	Power: By Battery
Test Mode: Transmit by 2DH5 at Channel 2480MHz	

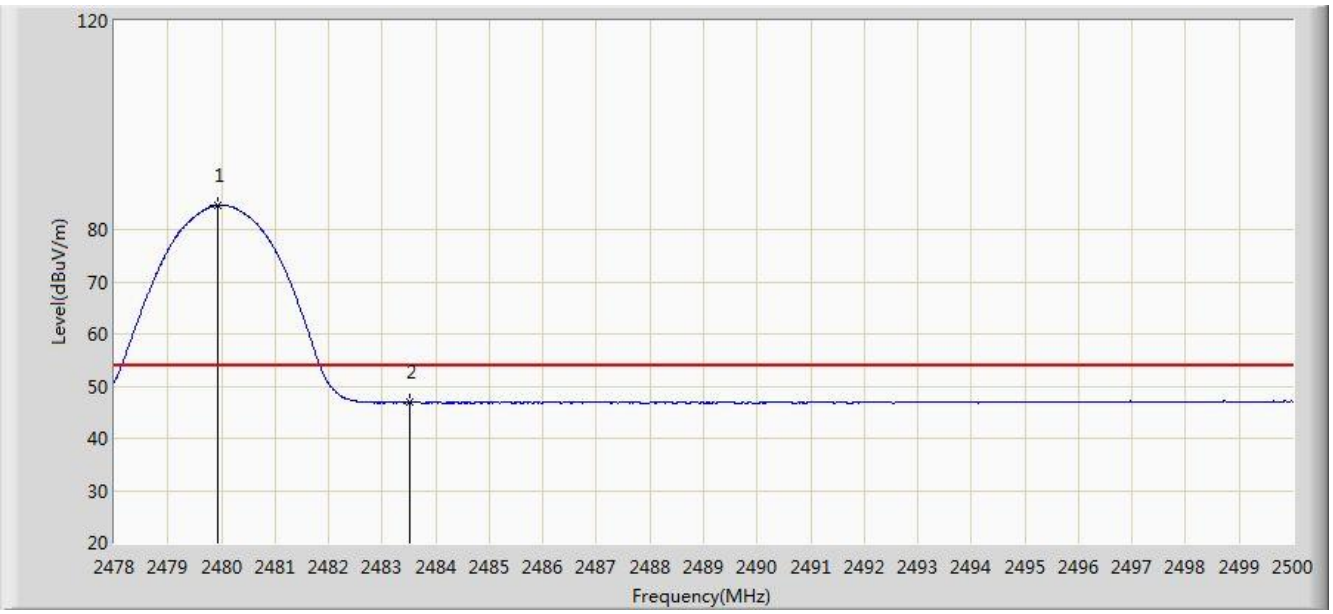

No	Flag	Mark	Frequency (MHz)	Measure Level (dBuV/m)	Reading Level (dBuV)	Over Limit (dB)	Limit (dBuV/m)	Factor (dB)	Type
1		*	2479.936	84.691	52.422	N/A	N/A	32.269	AV
2			2483.500	46.886	14.605	-7.114	54.000	32.282	AV

Note: Measure Level (dBµV/m) = Reading Level (dBµV) + Factor (dB)

Factor (dB) = Cable Loss (dB) + Antenna Factor (dB/m)

Site: AC2	Time: 2016/07/20 - 14:54
Limit: FCC_Part15.209_RE(3m)	Engineer: Jone Zhang
Probe: BBHA9120D_1-18GHz	Polarity: Vertical
EUT: Smart Watch	Power: By Battery
Test Mode: Transmit by 2DH5 at Channel 2480MHz	

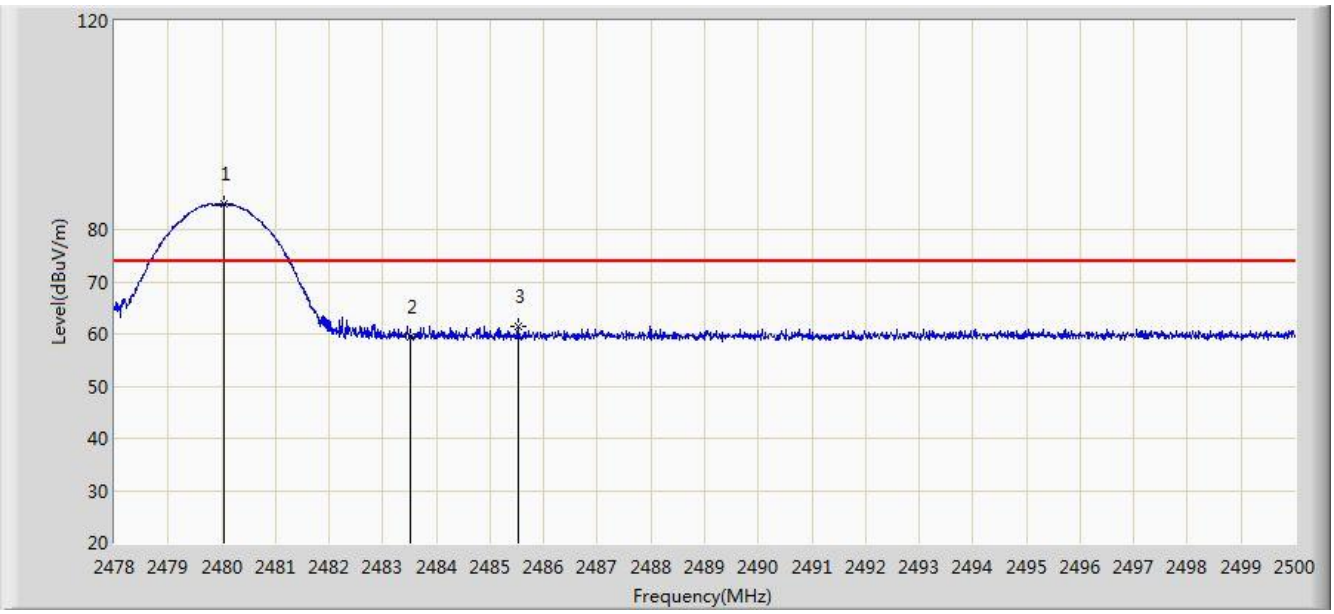

No	Flag	Mark	Frequency (MHz)	Measure Level (dBuV/m)	Reading Level (dBuV)	Over Limit (dB)	Limit (dBuV/m)	Factor (dB)	Type
1		*	2480.046	84.898	52.629	N/A	N/A	32.269	PK
2			2483.500	59.361	27.080	-14.639	74.000	32.282	PK
3			2485.513	61.572	29.284	-12.428	74.000	32.288	PK

Note: Measure Level (dBμV/m) = Reading Level (dBμV) + Factor (dB)

Factor (dB) = Cable Loss (dB) + Antenna Factor (dB/m)

Site: AC2	Time: 2016/07/20 - 14:59
Limit: FCC_Part15.209_RE(3m)	Engineer: Jone Zhang
Probe: BBHA9120D_1-18GHz	Polarity: Vertical
EUT: Smart Watch	Power: By Battery
Test Mode: Transmit by 2DH5 at Channel 2480MHz	

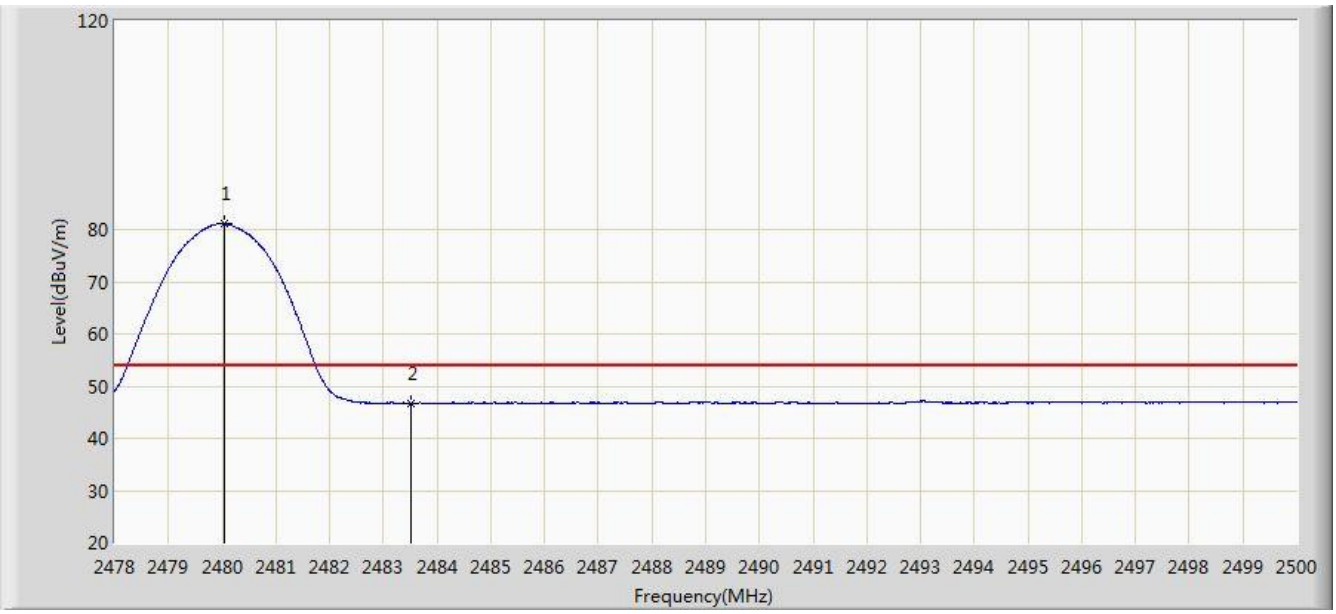

No	Flag	Mark	Frequency (MHz)	Measure Level (dBuV/m)	Reading Level (dBuV)	Over Limit (dB)	Limit (dBuV/m)	Factor (dB)	Type
1		*	2480.046	81.096	48.827	N/A	N/A	32.269	AV
2			2483.500	46.693	14.412	-7.307	54.000	32.282	AV

Note: Measure Level (dBμV/m) = Reading Level (dBμV) + Factor (dB)

Factor (dB) = Cable Loss (dB) + Antenna Factor (dB/m)

Site: AC2	Time: 2016/07/20 - 15:00
Limit: FCC_Part15.209_RE(3m)	Engineer: Jone Zhang
Probe: BBHA9120D_1-18GHz	Polarity: Horizontal
EUT: Smart Watch	Power: By Battery
Test Mode: Transmit by 3DH5 at Channel 2402MHz	

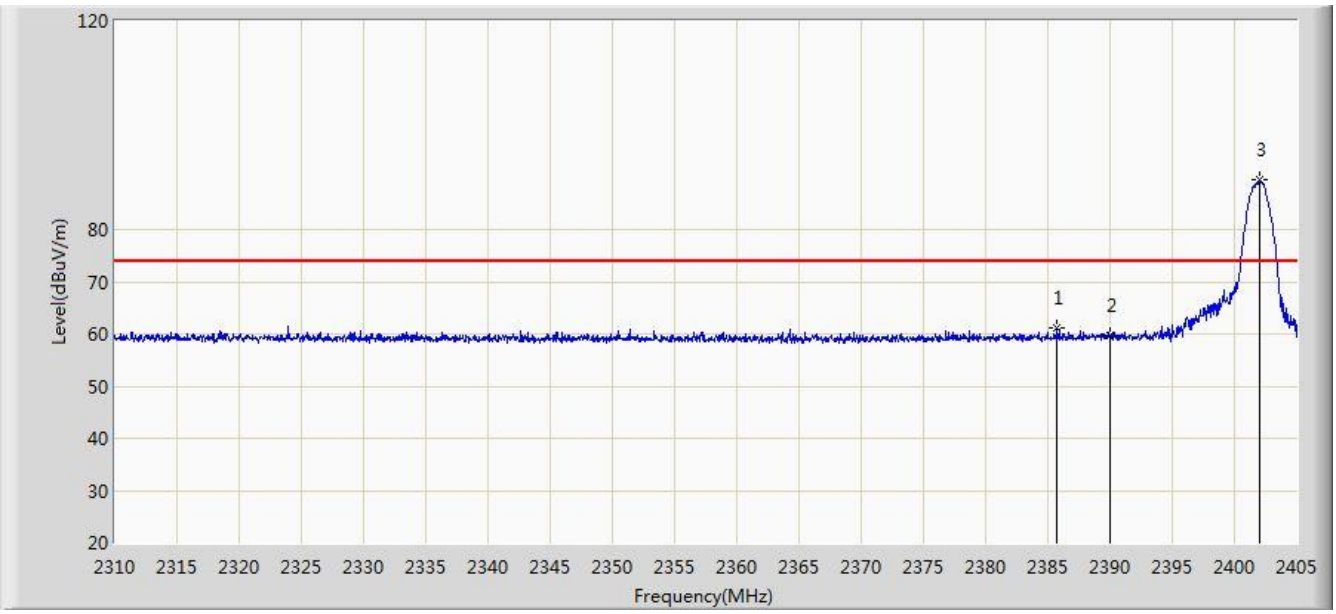

No	Flag	Mark	Frequency (MHz)	Measure Level (dBuV/m)	Reading Level (dBuV)	Over Limit (dB)	Limit (dBuV/m)	Factor (dB)	Type
1			2385.762	61.123	28.869	-12.877	74.000	32.255	PK
2			2390.000	59.630	27.352	-14.370	74.000	32.278	PK
3		*	2402.008	89.497	57.223	N/A	N/A	32.274	PK

Note: Measure Level (dBμV/m) = Reading Level (dBμV) + Factor (dB)

Factor (dB) = Cable Loss (dB) + Antenna Factor (dB/m)

Site: AC2	Time: 2016/07/20 - 15:10
Limit: FCC_Part15.209_RE(3m)	Engineer: Jone Zhang
Probe: BBHA9120D_1-18GHz	Polarity: Horizontal
EUT: Smart Watch	Power: By Battery
Test Mode: Transmit by 3DH5 at Channel 2402MHz	

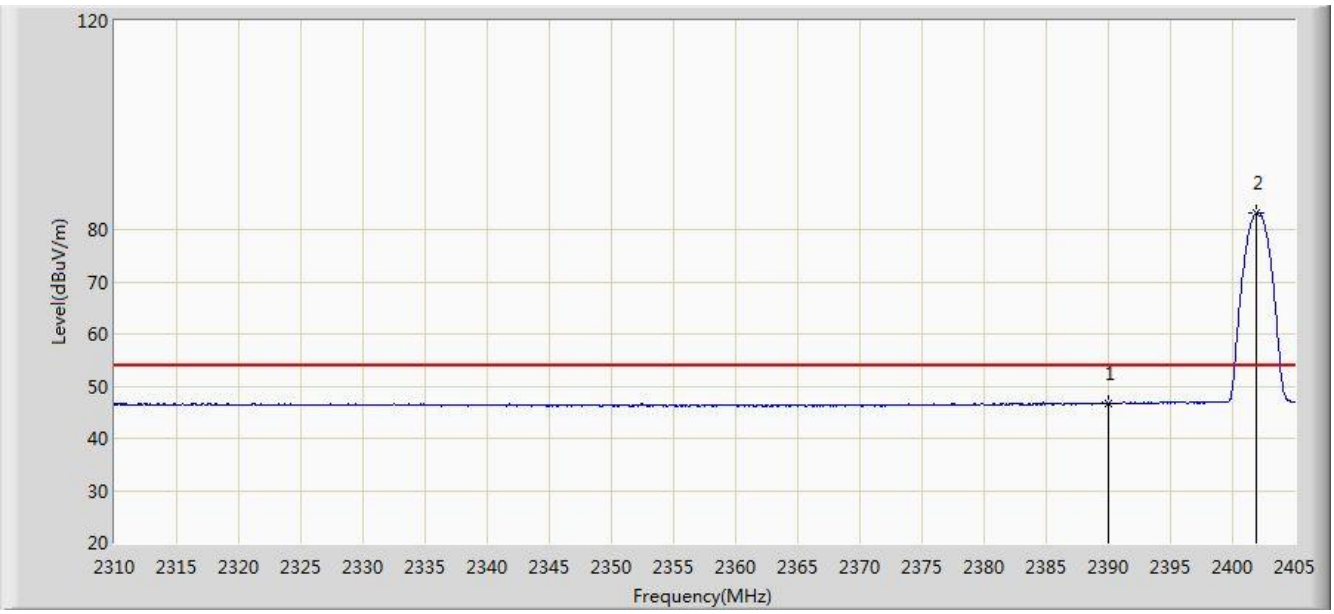

No	Flag	Mark	Frequency (MHz)	Measure Level (dBuV/m)	Reading Level (dBuV)	Over Limit (dB)	Limit (dBuV/m)	Factor (dB)	Type
1			2390.000	46.756	14.478	-7.244	54.000	32.278	AV
2		*	2401.913	83.216	50.942	N/A	N/A	32.274	AV

Note: Measure Level (dBμV/m) = Reading Level (dBμV) + Factor (dB)

Factor (dB) = Cable Loss (dB) + Antenna Factor (dB/m)

Site: AC2	Time: 2016/07/20 - 15:11
Limit: FCC_Part15.209_RE(3m)	Engineer: Jone Zhang
Probe: BBHA9120D_1-18GHz	Polarity: Vertical
EUT: Smart Watch	Power: By Battery
Test Mode: Transmit by 3DH5 at Channel 2402MHz	

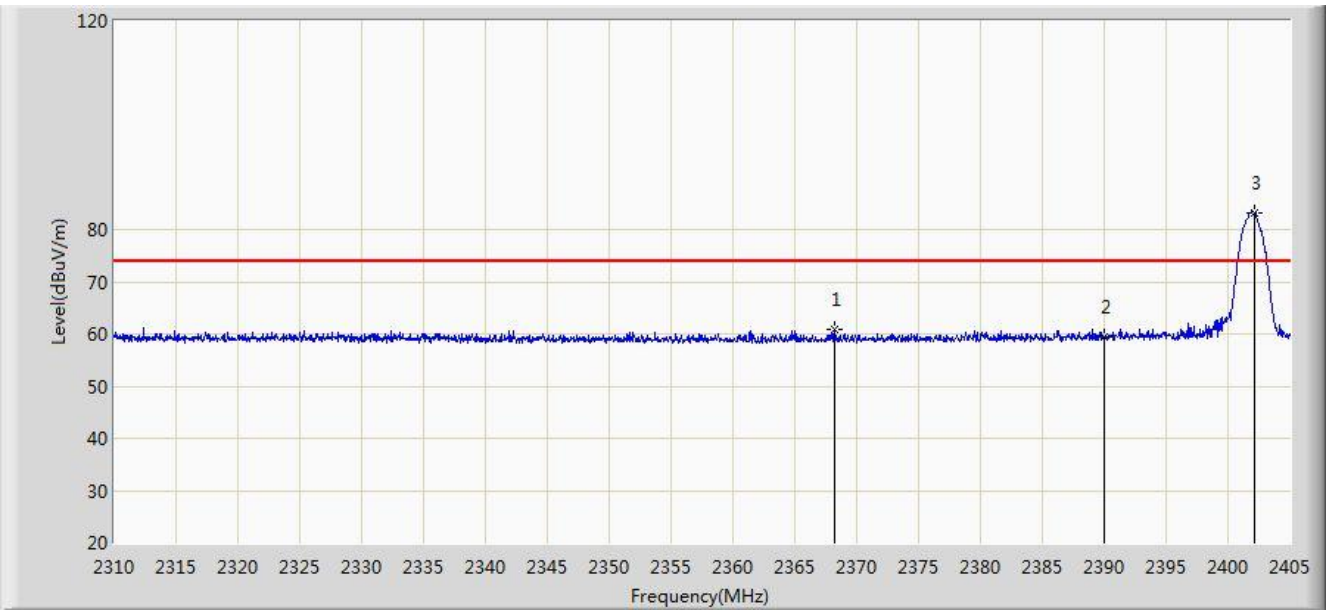

No	Flag	Mark	Frequency (MHz)	Measure Level (dBuV/m)	Reading Level (dBuV)	Over Limit (dB)	Limit (dBuV/m)	Factor (dB)	Type
1			2368.235	60.827	28.599	-13.173	74.000	32.228	PK
2			2390.000	59.372	27.094	-14.628	74.000	32.278	PK
3		*	2402.150	83.219	50.946	N/A	N/A	32.273	PK

Note: Measure Level (dBμV/m) = Reading Level (dBμV) + Factor (dB)

Factor (dB) = Cable Loss (dB) + Antenna Factor (dB/m)

Site: AC2	Time: 2016/07/20 - 15:16
Limit: FCC_Part15.209_RE(3m)	Engineer: Jone Zhang
Probe: BBHA9120D_1-18GHz	Polarity: Vertical
EUT: Smart Watch	Power: By Battery
Test Mode: Transmit by 3DH5 at Channel 2402MHz	

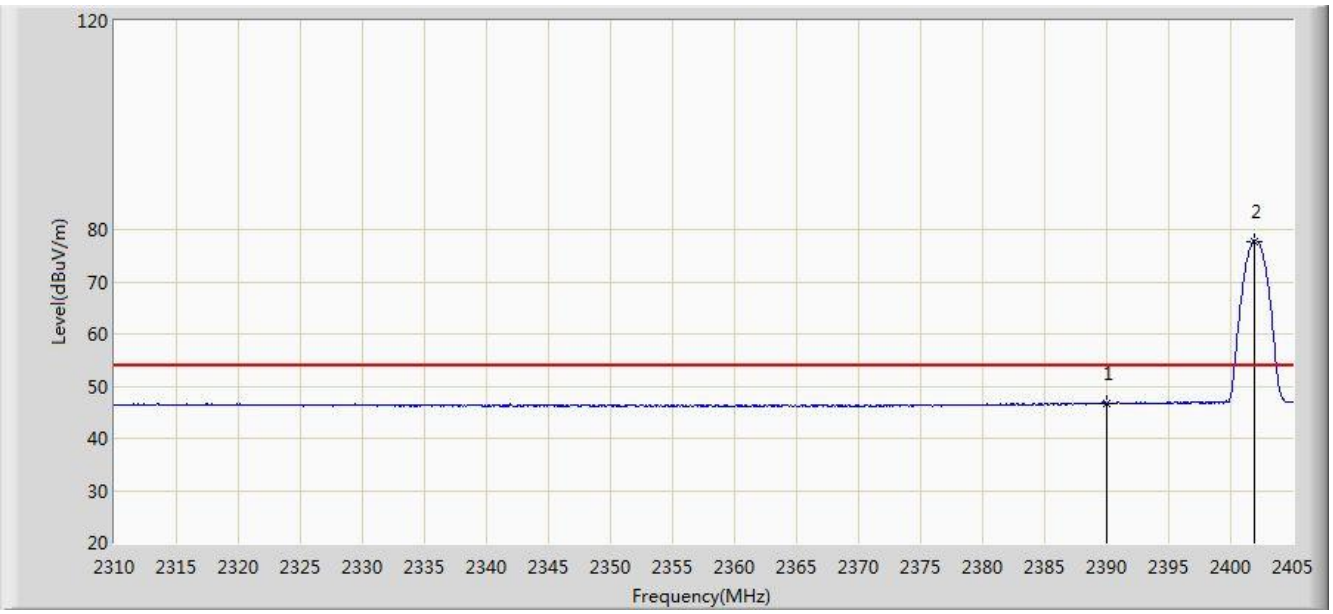

No	Flag	Mark	Frequency (MHz)	Measure Level (dBuV/m)	Reading Level (dBuV)	Over Limit (dB)	Limit (dBuV/m)	Factor (dB)	Type
1			2390.000	46.663	14.385	-7.337	54.000	32.278	AV
2		*	2401.865	77.697	45.423	N/A	N/A	32.274	AV

Note: Measure Level (dBμV/m) = Reading Level (dBμV) + Factor (dB)

Factor (dB) = Cable Loss (dB) + Antenna Factor (dB/m)

Site: AC2	Time: 2016/07/20 - 15:18
Limit: FCC_Part15.209_RE(3m)	Engineer: Jone Zhang
Probe: BBHA9120D_1-18GHz	Polarity: Horizontal
EUT: Smart Watch	Power: By Battery
Test Mode: Transmit by 3DH5 at Channel 2480MHz	

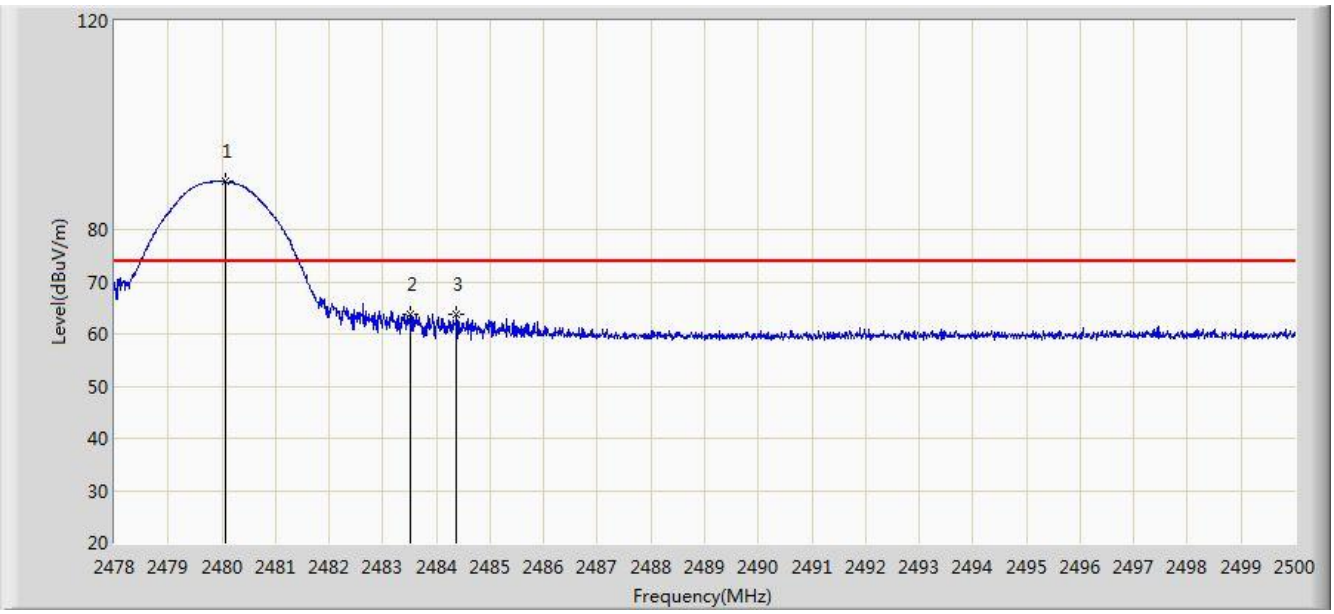

No	Flag	Mark	Frequency (MHz)	Measure Level (dBuV/m)	Reading Level (dBuV)	Over Limit (dB)	Limit (dBuV/m)	Factor (dB)	Type
1		*	2480.079	89.197	56.928	N/A	N/A	32.269	PK
2			2483.500	63.660	31.379	-10.340	74.000	32.282	PK
3			2484.380	63.787	31.503	-10.213	74.000	32.284	PK

Note: Measure Level (dBμV/m) = Reading Level (dBμV) + Factor (dB)

Factor (dB) = Cable Loss (dB) + Antenna Factor (dB/m)

Site: AC2	Time: 2016/07/20 - 15:23
Limit: FCC_Part15.209_RE(3m)	Engineer: Jone Zhang
Probe: BBHA9120D_1-18GHz	Polarity: Horizontal
EUT: Smart Watch	Power: By Battery
Test Mode: Transmit by 3DH5 at Channel 2480MHz	

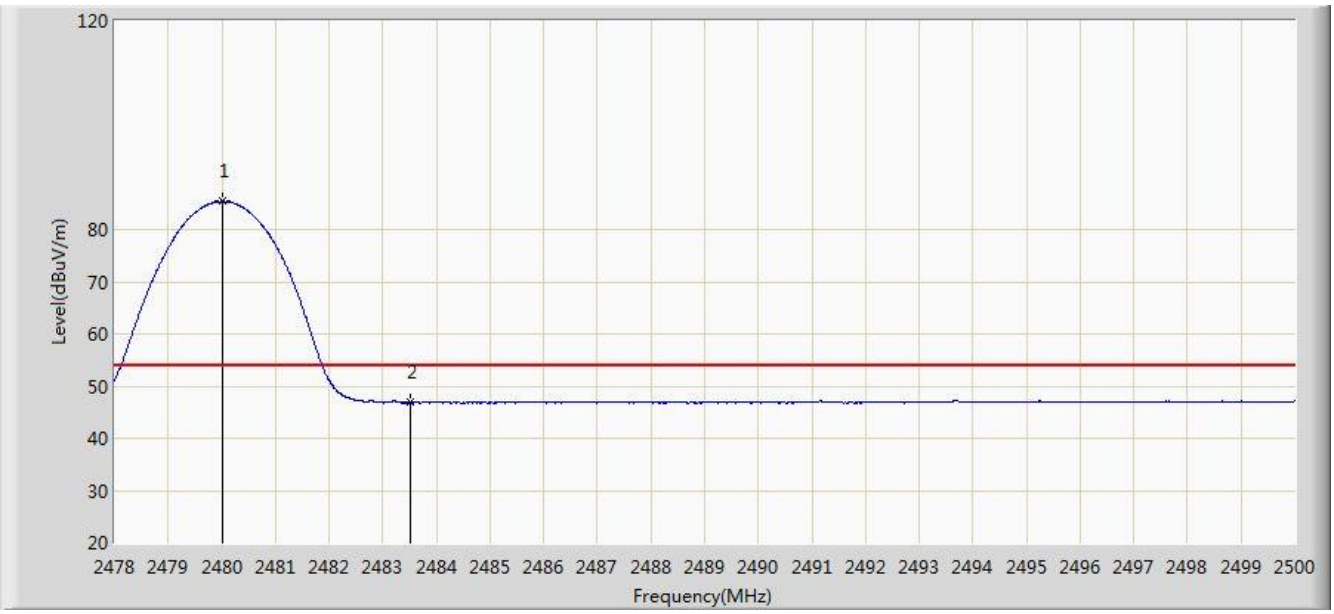

No	Flag	Mark	Frequency (MHz)	Measure Level (dBuV/m)	Reading Level (dBuV)	Over Limit (dB)	Limit (dBuV/m)	Factor (dB)	Type
1		*	2480.002	85.384	53.115	N/A	N/A	32.269	AV
2			2483.500	46.855	14.574	-7.145	54.000	32.282	AV

Note: Measure Level (dBµV/m) = Reading Level (dBµV) + Factor (dB)

Factor (dB) = Cable Loss (dB) + Antenna Factor (dB/m)

Site: AC2	Time: 2016/07/20 - 15:24
Limit: FCC_Part15.209_RE(3m)	Engineer: Jone Zhang
Probe: BBHA9120D_1-18GHz	Polarity: Vertical
EUT: Smart Watch	Power: By Battery
Test Mode: Transmit by 3DH5 at Channel 2480MHz	

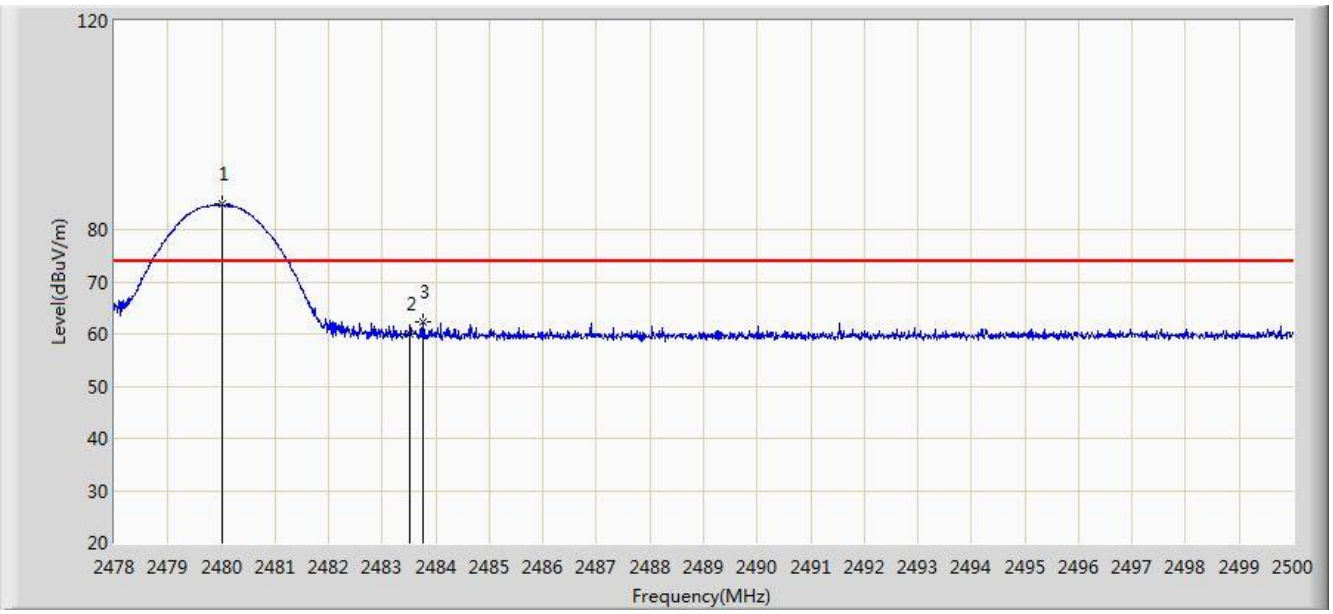

No	Flag	Mark	Frequency (MHz)	Measure Level (dBuV/m)	Reading Level (dBuV)	Over Limit (dB)	Limit (dBuV/m)	Factor (dB)	Type
1		*	2480.002	84.904	52.635	N/A	N/A	32.269	PK
2			2483.500	60.083	27.802	-13.917	74.000	32.282	PK
3			2483.753	62.410	30.128	-11.590	74.000	32.282	PK

Note: Measure Level (dBμV/m) = Reading Level (dBμV) + Factor (dB)

Factor (dB) = Cable Loss (dB) + Antenna Factor (dB/m)

Site: AC2	Time: 2016/07/20 - 15:28
Limit: FCC_Part15.209_RE(3m)	Engineer: Jone Zhang
Probe: BBHA9120D_1-18GHz	Polarity: Vertical
EUT: Smart Watch	Power: By Battery
Test Mode: Transmit by 3DH5 at Channel 2480MHz	

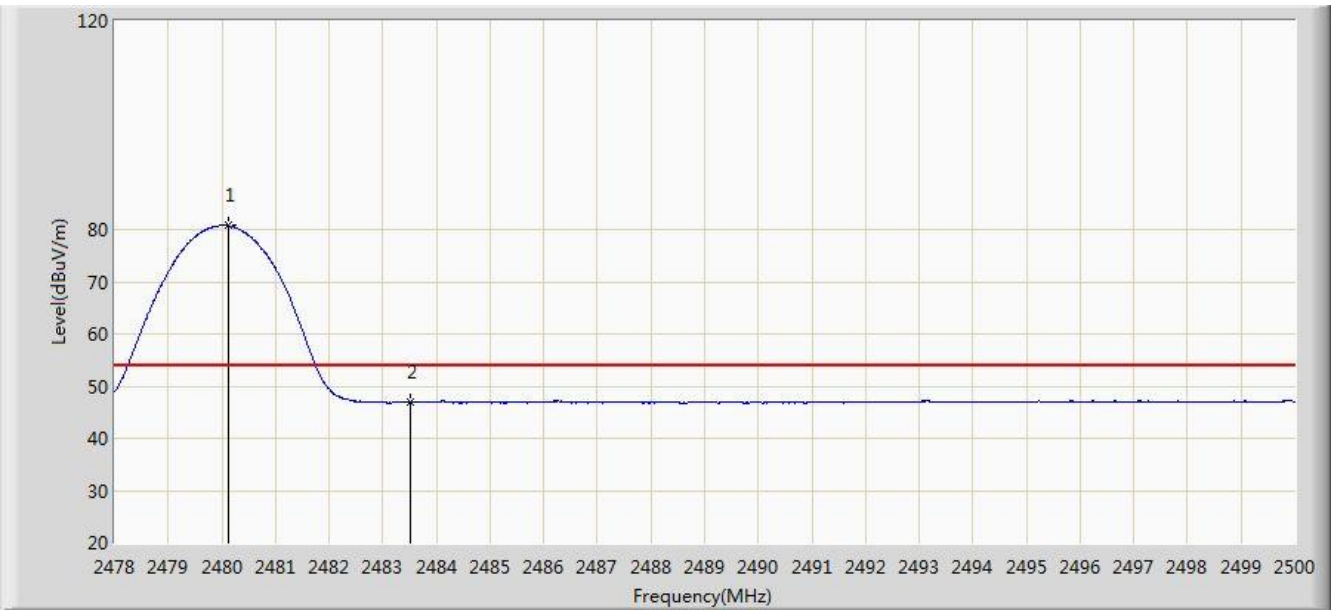

No	Flag	Mark	Frequency (MHz)	Measure Level (dBuV/m)	Reading Level (dBuV)	Over Limit (dB)	Limit (dBuV/m)	Factor (dB)	Type
1		*	2480.112	80.725	48.455	N/A	N/A	32.269	AV
2			2483.500	46.916	14.635	-7.084	54.000	32.282	AV

Note: Measure Level (dBμV/m) = Reading Level (dBμV) + Factor (dB)

Factor (dB) = Cable Loss (dB) + Antenna Factor (dB/m)

7.11. AC Conducted Emissions Measurement

7.11.1. Test Limit

FCC Part 15 Subpart C Paragraph 15.207 Limits		
Frequency (MHz)	QP (dBμV)	Average (dBμV)
0.15 - 0.50	66 - 56	56 - 46
0.50 - 5.0	56	46
5.0 - 30	60	50

Note 1: The lower limit shall apply at the transition frequencies.

Note 2: The limit decreases linearly with the logarithm of the frequency in the range 0.15MHz to 0.5MHz.

7.11.2. Test Setup

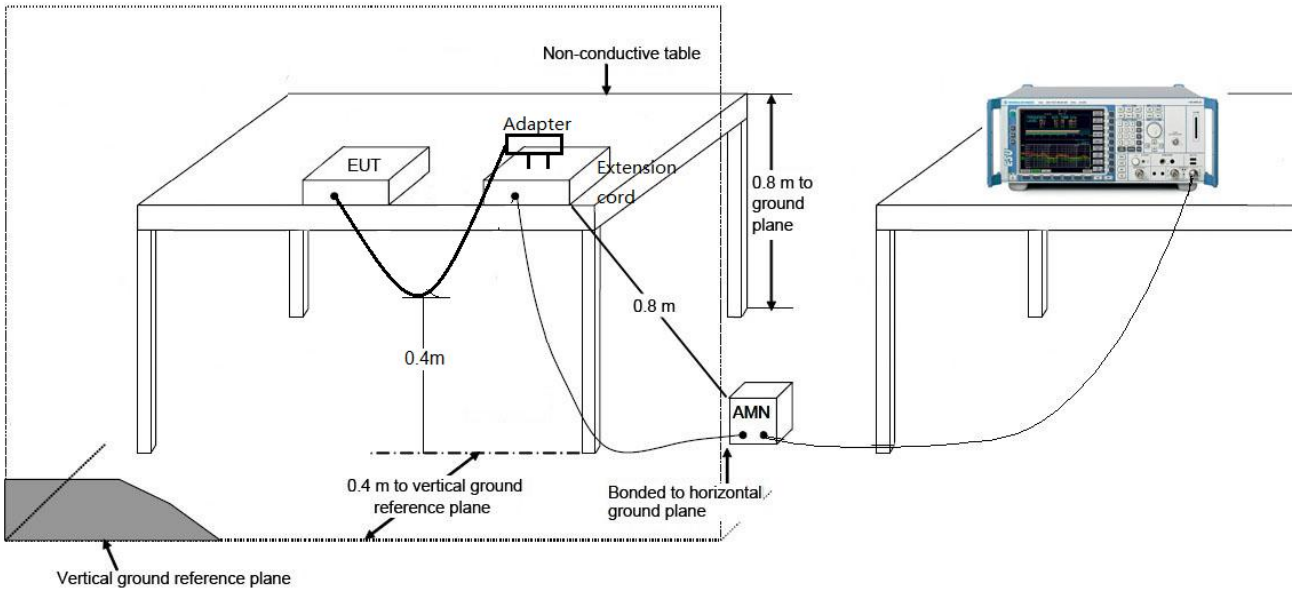

7.11.3. Test Result

Site: SR2	Time: 2016/07/11 - 18:03
Limit: FCC_Part15.207_CE_AC Power	Engineer: Dandy Li
Probe: ENV216_101683_Filter On	Polarity: Line
EUT: Smart Watch	Power: AC 120V/60Hz
Test Mode: Transmit by DH5 at Channel 2480MHz	

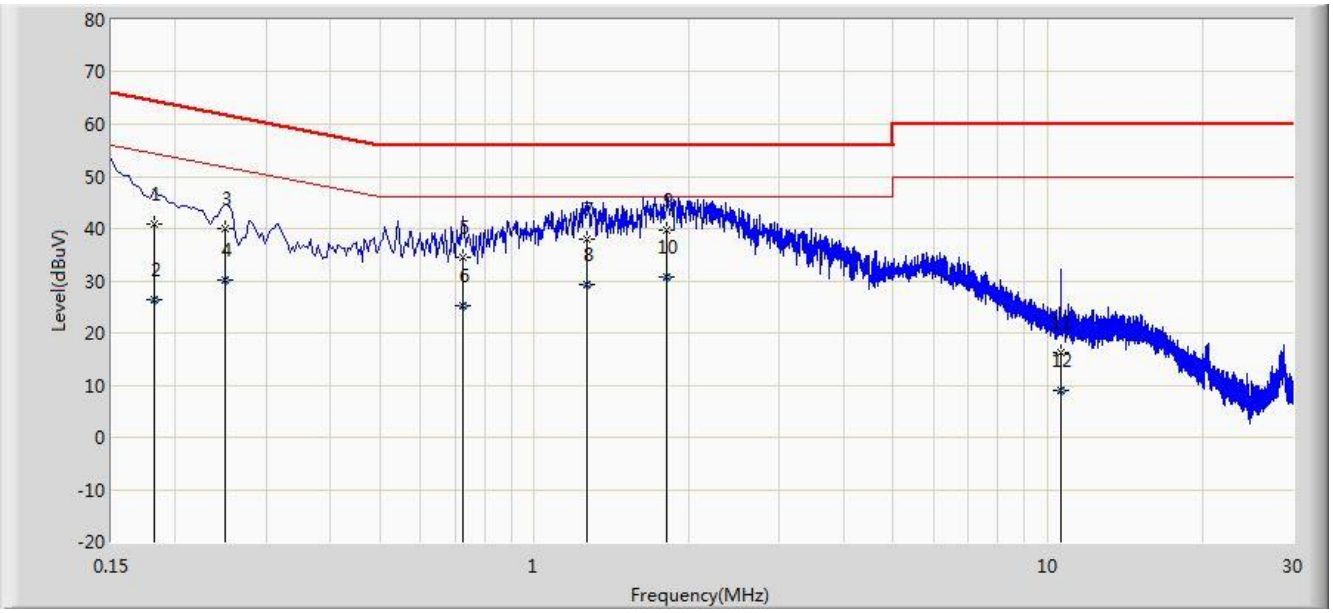

No	Flag	Mark	Frequency (MHz)	Measure Level (dBuV)	Reading Level (dBuV)	Over Limit (dB)	Limit (dBuV)	Factor (dB)	Type
1			0.182	41.010	30.962	-23.384	64.394	10.048	QP
2			0.182	26.323	16.275	-28.071	54.394	10.048	AV
3			0.250	39.963	29.999	-21.794	61.757	9.964	QP
4			0.250	30.046	20.082	-21.711	51.757	9.964	AV
5			0.726	34.570	24.520	-21.430	56.000	10.050	QP
6			0.726	25.246	15.196	-20.754	46.000	10.050	AV
7			1.266	38.005	28.106	-17.995	56.000	9.899	QP
8			1.266	29.404	19.505	-16.596	46.000	9.899	AV
9			1.814	39.616	29.739	-16.384	56.000	9.878	QP
10		*	1.814	30.743	20.865	-15.257	46.000	9.878	AV
11			10.614	16.282	6.157	-43.718	60.000	10.126	QP
12			10.614	9.069	-1.056	-40.931	50.000	10.126	AV

Note: Measure Level (dBμV) = Reading Level (dBμV) + Factor (dB)

Factor (dB) = Cable Loss (dB) + LISN Factor (dB)

Site: SR2	Time: 2016/07/11 - 18:10
Limit: FCC_Part15.207_CE_AC Power	Engineer: Dandy Li
Probe: ENV216_101683_Filter On	Polarity: Neutral
EUT: Smart Watch	Power: AC 120V/60Hz
Test Mode: Transmit by DH5 at Channel 2480MHz	

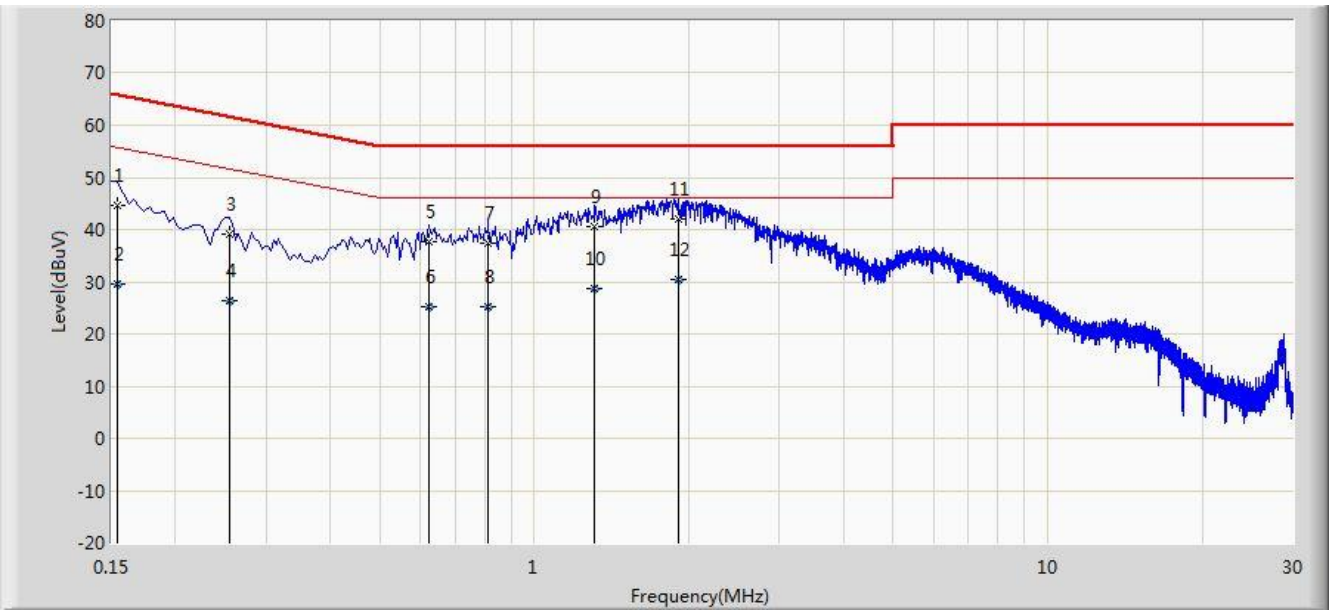

No	Flag	Mark	Frequency (MHz)	Measure Level (dBuV)	Reading Level (dBuV)	Over Limit (dB)	Limit (dBuV)	Factor (dB)	Type
1			0.154	44.690	33.974	-21.092	65.781	10.716	QP
2			0.154	29.703	18.988	-26.078	55.781	10.716	AV
3			0.254	39.199	29.195	-22.426	61.625	10.004	QP
4			0.254	26.310	16.306	-25.315	51.625	10.004	AV
5			0.622	37.683	27.564	-18.317	56.000	10.119	QP
6			0.622	25.347	15.228	-20.653	46.000	10.119	AV
7			0.814	37.463	27.452	-18.537	56.000	10.011	QP
8			0.814	25.290	15.279	-20.710	46.000	10.011	AV
9			1.310	40.435	30.538	-15.565	56.000	9.898	QP
10			1.310	28.654	18.756	-17.346	46.000	9.898	AV
11		*	1.906	42.083	32.206	-13.917	56.000	9.877	QP
12			1.906	30.322	20.445	-15.678	46.000	9.877	AV

Note: Measure Level (dBμV) = Reading Level (dBμV) + Factor (dB)

Factor (dB) = Cable Loss (dB) + LISN Factor (dB)

8. CONCLUSION

The data collected relate only the item(s) tested and show that the **Smart Watch FCC ID:**

2AI8NDZ09 is in compliance with Part 15C of the FCC Rules.

The End