802.11b Out-of-Band Emissions – Ant 0

Channel 01 (2412MHz)

100kHz PSD reference Level

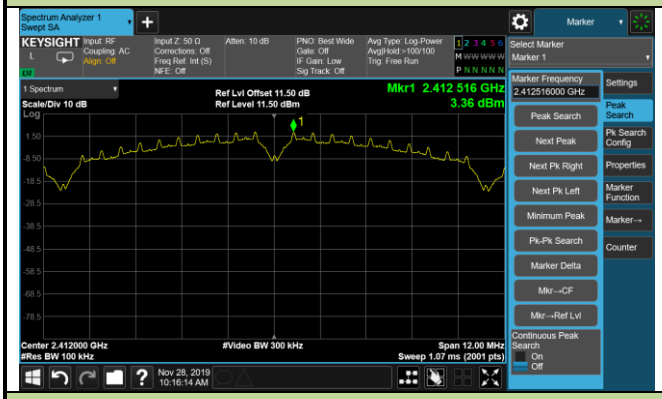

Low Band Edge

Spurious Emission

Channel 06 (2437MHz)

100kHz PSD reference Level

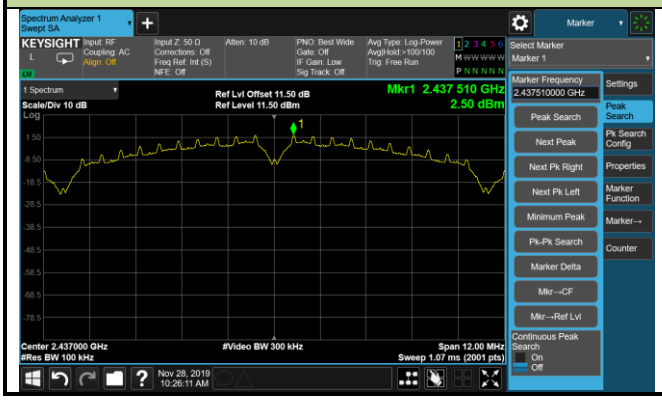

Spurious Emission

Channel 11 (2462MHz)	
100kHz PSD reference Level	High Band Edge
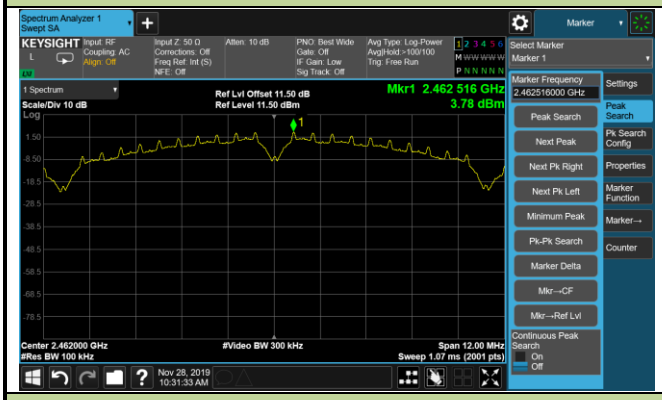	
Spurious Emission	
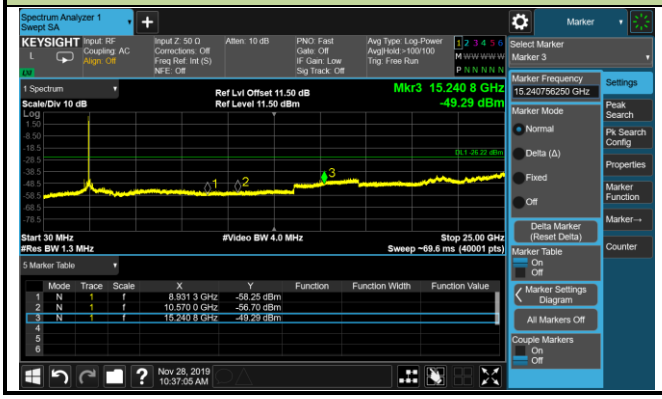	

802.11g Out-of-Band Emissions- Ant 0

Channel 01 (2412MHz)

100kHz PSD reference Level

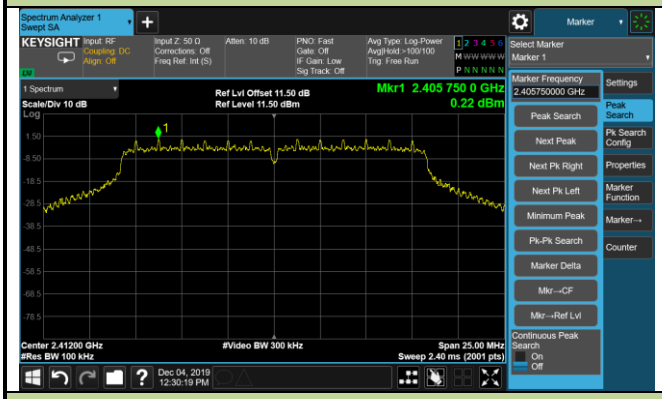

Low Band Edge

Spurious Emission

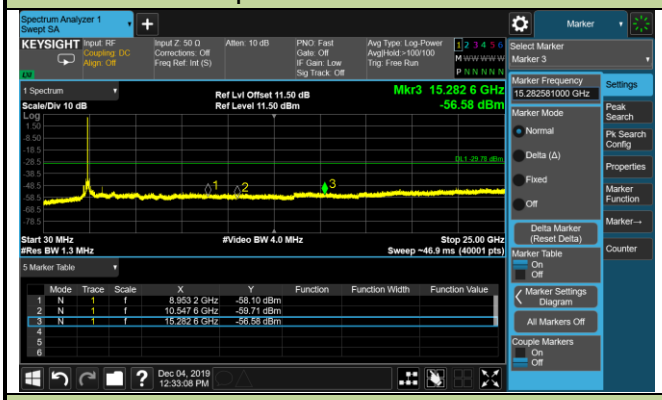

Channel 06 (2437MHz)

100kHz PSD reference Level

Spurious Emission

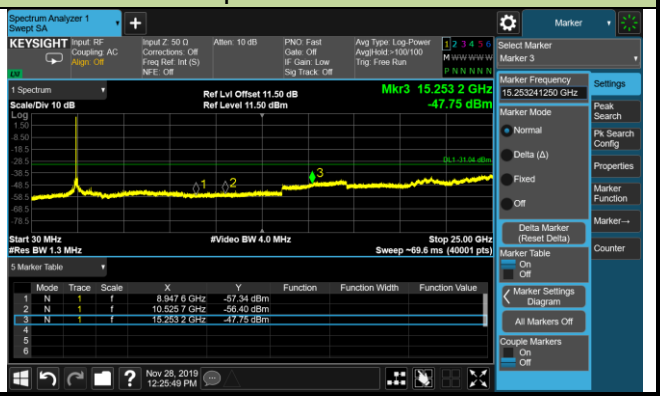

Channel 11 (2462MHz)	
100kHz PSD reference Level	High Band Edge
Spurious Emission	
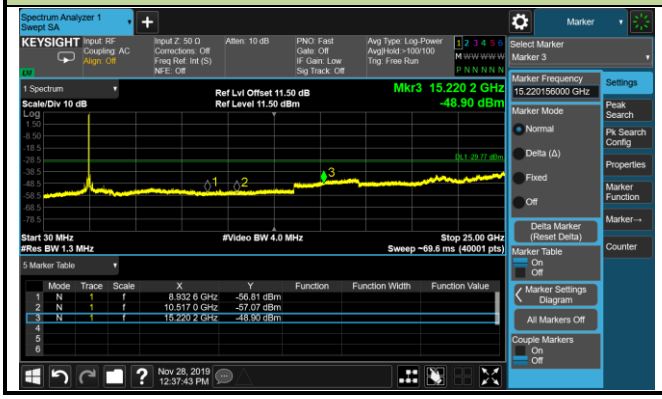	

7.6. Radiated Spurious Emission Measurement

7.6.1.Test Limit

All out of band emissions appearing in a restricted band as specified in Section 15.205 of the Title 47 CFR must not exceed the limits shown in Table per Section 15.209.

FCC Part 15 Subpart C Paragraph 15.209		
Frequency (MHz)	Field Strength (uV/m)	Measured Distance (Meters)
0.009 – 0.490	2400/F (kHz)	300
0.490 – 1.705	24000/F (kHz)	30
1.705 – 30	30	30
30 – 88	100	3
88 – 216	150	3
216 – 960	200	3
Above 960	500	3

7.6.2.Test Procedure Used

ANSI C63.10 Section 6.3 (General Requirements)

ANSI C63.10 Section 6.4 (Standard test method below 30MHz)

ANSI C63.10 Section 6.5 (Standard test method above 30MHz to 1GHz)

ANSI C63.10 Section 6.6 (Standard test method above 1GHz)

7.6.3.Test Setting

Peak Field Strength Measurements

1. Analyzer center frequency was set to the frequency of the radiated spurious emission of interest
2. RBW = as specified in Table 1
3. VBW = 3MHz
4. Detector = peak
5. Sweep time = auto couple
6. Trace mode = max hold
7. Trace was allowed to stabilize

Table 1 – RBW as a function of frequency

Frequency	RBW
9 ~ 150 kHz	200 ~ 300 Hz
0.15 ~ 30 MHz	9 ~ 10 kHz
30 ~ 1000 MHz	100 ~ 120 kHz
> 1000 MHz	1 MHz

Average Field Strength Measurements

1. Analyzer center frequency was set to the frequency of the radiated spurious emission of interest
2. RBW = 1MHz
3. VBW ≥ 1/T
4. De As an alternative, the instrument may be set to linear detector mode. Ensure that video filtering is applied in linear voltage domain (rather than in a log or dB domain). Some instruments require linear display mode in order to accomplish this. Others have a setting for Average-VBW Type, which can be set to “Voltage” regardless of the display mode
5. Detector = Peak
6. Sweep time = auto
7. Trace mode = max hold
8. Allow max hold to run for at least 50 times (1/duty cycle) traces

7.6.4.Test Setup

Below 1GHz Test Setup:

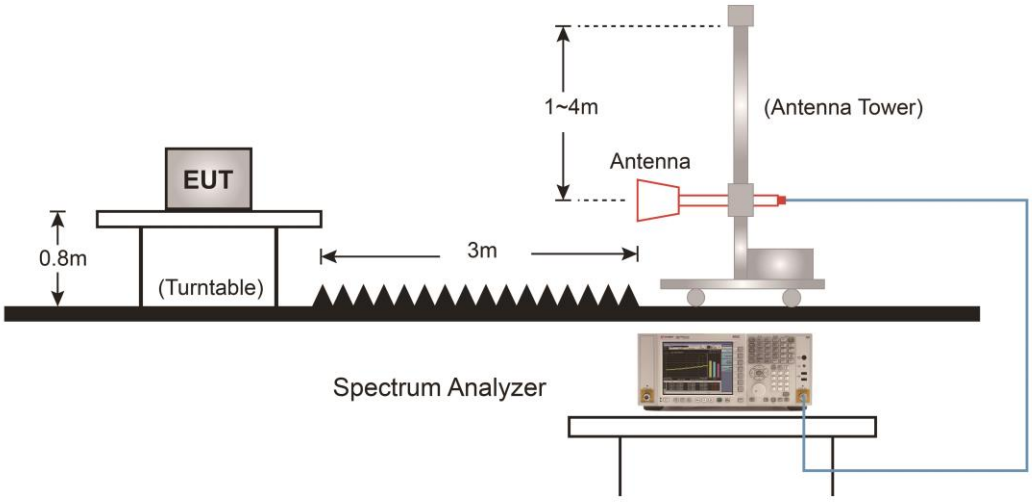

Above 1GHz Test Setup:

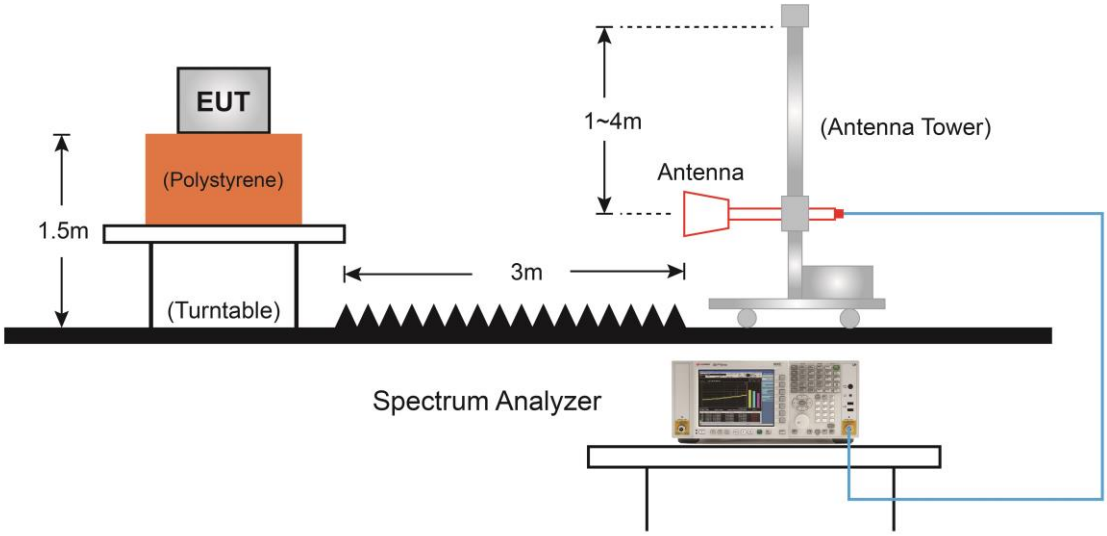

7.6.5.Test Result

Product	OmniAccess Stellar	Temperature	26°C
Test Engineer	Cloud Guo	Relative Humidity	56%
Test Site	AC1	Test Date	2019/11/09
Test Mode	802.11b – Ant 0 + 1 (CDD Mode)	Test Channel	01
Model No.	OAW-AP1361		
Remark	1. Average measurement was not performed if peak level lower than average limit. 2. Other frequency was 20dB below limit line within 1-18GHz, there is not show in the report.		

Mark	Frequency (MHz)	Reading Level (dBμV)	Factor (dB)	Measure Level (dBμV/m)	Limit (dBμV/m)	Margin (dB)	Detector	Polarization
	4298.0	37.5	3.6	41.1	74.0	-32.9	Peak	Horizontal
	4995.0	36.6	6.1	42.7	74.0	-31.3	Peak	Horizontal
*	5938.5	36.5	7.4	43.9	86.2	-42.3	Peak	Horizontal
*	9814.5	33.1	16.0	49.1	86.2	-37.1	Peak	Horizontal
	4340.5	37.8	3.6	41.4	74.0	-32.6	Peak	Vertical
	5029.0	37.0	6.1	43.1	74.0	-30.9	Peak	Vertical
*	6363.5	35.3	8.6	43.9	86.2	-42.3	Peak	Vertical
*	10052.5	34.2	16.1	50.3	86.2	-35.9	Peak	Vertical

Note 1: "*" is not in restricted band, its limit is 30dBc of the fundamental emission level (116.2dBμV/m) or 15.209 which is higher.

Note 2: Measure Level (dBμV/m) = Reading Level (dBμV) + Factor (dB)

Factor (dB) = Cable Loss (dB) + Antenna Factor (dB/m) - Pre_Amplifier Gain (dB)

Product	OmniAccess Stellar	Temperature	26°C
Test Engineer	Cloud Guo	Relative Humidity	56%
Test Site	AC1	Test Date	2019/11/09
Test Mode	802.11b - Ant 0 + 1 (CDD Mode)	Test Channel	06
Model No.	OAW-AP1361		
Remark	1. Average measurement was not performed if peak level lower than average limit. 2. Other frequency was 20dB below limit line within 1-18GHz, there is not show in the report.		

Mark	Frequency (MHz)	Reading Level (dBμV)	Factor (dB)	Measure Level (dBμV/m)	Limit (dBμV/m)	Margin (dB)	Detector	Polarization
	3932.5	38.3	2.3	40.6	74.0	-33.4	Peak	Horizontal
	4978.0	36.9	6.0	42.9	74.0	-31.1	Peak	Horizontal
*	6465.5	35.5	9.3	44.8	89.0	-44.2	Peak	Horizontal
*	9602.0	34.8	15.0	49.8	89.0	-39.2	Peak	Horizontal
	4179.0	37.2	3.1	40.3	74.0	-33.7	Peak	Vertical
	4986.5	36.8	6.0	42.8	74.0	-31.2	Peak	Vertical
*	6423.0	35.9	8.9	44.8	89.0	-44.2	Peak	Vertical
*	10333.0	34.2	16.8	51.0	89.0	-38.0	Peak	Vertical

Note 1: "*" is not in restricted band, its limit is 30dBc of the fundamental emission level (119.0dBμV/m) or 15.209 which is higher.

Note 2: Measure Level (dBμV/m) = Reading Level (dBμV) + Factor (dB)

Factor (dB) = Cable Loss (dB) + Antenna Factor (dB/m) - Pre_Amplifier Gain (dB)

Product	OmniAccess Stellar	Temperature	26°C
Test Engineer	Cloud Guo	Relative Humidity	56%
Test Site	AC1	Test Date	2019/11/09
Test Mode	802.11b - Ant 0 + 1 (CDD Mode)	Test Channel	11
Model No.	OAW-AP1361		
Remark	1. Average measurement was not performed if peak level lower than average limit. 2. Other frequency was 20dB below limit line within 1-18GHz, there is not show in the report.		

Mark	Frequency (MHz)	Reading Level (dBμV)	Factor (dB)	Measure Level (dBμV/m)	Limit (dBμV/m)	Margin (dB)	Detector	Polarization
	4298.0	37.6	3.6	41.2	74.0	-32.8	Peak	Horizontal
	4918.5	36.7	5.8	42.5	74.0	-31.5	Peak	Horizontal
*	6338.0	36.3	8.6	44.9	88.6	-43.7	Peak	Horizontal
*	10044.0	34.7	16.1	50.8	88.6	-37.8	Peak	Horizontal
	4298.0	37.8	3.6	41.4	74.0	-32.6	Peak	Vertical
	5063.0	37.0	6.4	43.4	74.0	-30.6	Peak	Vertical
*	6482.5	35.4	9.4	44.8	88.6	-43.8	Peak	Vertical
*	9950.5	34.8	16.1	50.9	88.6	-37.7	Peak	Vertical

Note 1: "*" is not in restricted band, its limit is 30dBc of the fundamental emission level (118.6dBμV/m) or 15.209 which is higher.

Note 2: Measure Level (dBμV/m) = Reading Level (dBμV) + Factor (dB)

Factor (dB) = Cable Loss (dB) + Antenna Factor (dB/m) - Pre_Amplifier Gain (dB)

Product	OmniAccess Stellar	Temperature	26°C
Test Engineer	Cloud Guo	Relative Humidity	56%
Test Site	AC1	Test Date	2019/11/09
Test Mode	802.11g - Ant 0 + 1 (CDD Mode)	Test Channel	01
Model No.	OAW-AP1361		
Remark	1. Average measurement was not performed if peak level lower than average limit. 2. Other frequency was 20dB below limit line within 1-18GHz, there is not show in the report.		

Mark	Frequency (MHz)	Reading Level (dBμV)	Factor (dB)	Measure Level (dBμV/m)	Limit (dBμV/m)	Margin (dB)	Detector	Polarization
	3924.0	37.9	2.4	40.3	74.0	-33.7	Peak	Horizontal
	4791.0	36.7	5.4	42.1	74.0	-31.9	Peak	Horizontal
*	6882.0	35.1	10.0	45.1	88.0	-42.9	Peak	Horizontal
*	9950.5	34.5	16.1	50.6	88.0	-37.4	Peak	Horizontal
	3949.5	37.9	2.3	40.2	74.0	-33.8	Peak	Vertical
	5139.5	36.5	6.5	43.0	74.0	-31.0	Peak	Vertical
*	7069.0	35.1	11.1	46.2	88.0	-41.8	Peak	Vertical
*	9823.0	34.7	16.0	50.7	88.0	-37.3	Peak	Vertical

Note 1: "*" is not in restricted band, its limit is 30dBc of the fundamental emission level (118.0dBμV/m) or 15.209 which is higher.

Note 2: Measure Level (dBμV/m) = Reading Level (dBμV) + Factor (dB)

Factor (dB) = Cable Loss (dB) + Antenna Factor (dB/m) - Pre_Amplifier Gain (dB)

Product	OmniAccess Stellar	Temperature	26°C
Test Engineer	Cloud Guo	Relative Humidity	56%
Test Site	AC1	Test Date	2019/11/09
Test Mode	802.11g - Ant 0 + 1 (CDD Mode)	Test Channel	06
Model No.	OAW-AP1361		
Remark	1. Average measurement was not performed if peak level lower than average limit. 2. Other frequency was 20dB below limit line within 1-18GHz, there is not show in the report.		

Mark	Frequency (MHz)	Reading Level (dBμV)	Factor (dB)	Measure Level (dBμV/m)	Limit (dBμV/m)	Margin (dB)	Detector	Polarization
	3932.5	37.6	2.3	39.9	74.0	-34.1	Peak	Horizontal
	5012.0	37.2	6.1	43.3	74.0	-30.7	Peak	Horizontal
*	6686.5	35.7	9.5	45.2	91.3	-46.1	Peak	Horizontal
*	10018.5	34.5	16.1	50.6	91.3	-40.7	Peak	Horizontal
	4094.0	37.9	2.8	40.7	74.0	-33.3	Peak	Vertical
	4952.5	36.9	5.9	42.8	74.0	-31.2	Peak	Vertical
*	6601.5	35.1	9.7	44.8	91.3	-46.5	Peak	Vertical
*	9746.5	34.6	15.8	50.4	91.3	-40.9	Peak	Vertical

Note 1: "*" is not in restricted band, its limit is 30dBc of the fundamental emission level (121.3dBμV/m) or 15.209 which is higher.

Note 2: Measure Level (dBμV/m) = Reading Level (dBμV) + Factor (dB)

Factor (dB) = Cable Loss (dB) + Antenna Factor (dB/m) - Pre_Amplifier Gain (dB)

Product	OmniAccess Stellar	Temperature	26°C
Test Engineer	Cloud Guo	Relative Humidity	56%
Test Site	AC1	Test Date	2019/11/09
Test Mode	802.11g - Ant 0 + 1 (CDD Mode)	Test Channel	11
Model No.	OAW-AP1361		
Remark	1. Average measurement was not performed if peak level lower than average limit. 2. Other frequency was 20dB below limit line within 1-18GHz, there is not show in the report.		

Mark	Frequency (MHz)	Reading Level (dBμV)	Factor (dB)	Measure Level (dBμV/m)	Limit (dBμV/m)	Margin (dB)	Detector	Polarization
	4187.5	38.0	3.0	41.0	74.0	-33.0	Peak	Horizontal
	5063.0	36.7	6.4	43.1	74.0	-30.9	Peak	Horizontal
*	6423.0	36.2	8.9	45.1	89.8	-44.7	Peak	Horizontal
*	10265.0	34.7	16.6	51.3	89.8	-38.5	Peak	Horizontal
	4051.5	36.9	2.7	39.6	74.0	-34.4	Peak	Vertical
	4808.0	35.9	5.6	41.5	74.0	-32.5	Peak	Vertical
*	7120.0	34.8	11.4	46.2	89.8	-43.6	Peak	Vertical
*	10163.0	34.1	16.5	50.6	89.8	-39.2	Peak	Vertical

Note 1: "*" is not in restricted band, its limit is 30dBc of the fundamental emission level (119.8dBμV/m) or 15.209 which is higher.

Note 2: Measure Level (dBμV/m) = Reading Level (dBμV) + Factor (dB)

Factor (dB) = Cable Loss (dB) + Antenna Factor (dB/m) - Pre_Amplifier Gain (dB)

Product	OmniAccess Stellar	Temperature	26°C
Test Engineer	Cloud Guo	Relative Humidity	56%
Test Site	AC1	Test Date	2019/11/09
Test Mode	802.11 n-HT20 - Ant 0 + 1 (CDD Mode)	Test Channel	01
Model No.	OAW-AP1361		
Remark	1. Average measurement was not performed if peak level lower than average limit. 2. Other frequency was 20dB below limit line within 1-18GHz, there is not show in the report.		

Mark	Frequency (MHz)	Reading Level (dBμV)	Factor (dB)	Measure Level (dBμV/m)	Limit (dBμV/m)	Margin (dB)	Detector	Polarization
	4153.5	37.3	3.1	40.4	74.0	-33.6	Peak	Horizontal
	4893.0	37.2	5.6	42.8	74.0	-31.2	Peak	Horizontal
*	6465.5	35.7	9.3	45.0	87.0	-42.0	Peak	Horizontal
*	10290.5	34.9	16.6	51.5	87.0	-35.5	Peak	Horizontal
	4255.5	36.9	3.3	40.2	74.0	-33.8	Peak	Vertical
	4825.0	36.7	5.5	42.2	74.0	-31.8	Peak	Vertical
*	6950.0	36.0	10.4	46.4	87.0	-40.6	Peak	Vertical
*	10401.0	34.4	16.8	51.2	87.0	-35.8	Peak	Vertical

Note 1: "*" is not in restricted band, its limit is 30dBc of the fundamental emission level (117.0dBμV/m) or 15.209 which is higher.

Note 2: Measure Level (dBμV/m) = Reading Level (dBμV) + Factor (dB)

Factor (dB) = Cable Loss (dB) + Antenna Factor (dB/m) - Pre_Amplifier Gain (dB)

Product	OmniAccess Stellar	Temperature	26°C
Test Engineer	Cloud Guo	Relative Humidity	56%
Test Site	AC1	Test Date	2019/11/09
Test Mode	802.11 n-HT20 - Ant 0 + 1 (CDD Mode)	Test Channel	06
Model No.	OAW-AP1361		
Remark	1. Average measurement was not performed if peak level lower than average limit. 2. Other frequency was 20dB below limit line within 1-18GHz, there is not show in the report.		

Mark	Frequency (MHz)	Reading Level (dBμV)	Factor (dB)	Measure Level (dBμV/m)	Limit (dBμV/m)	Margin (dB)	Detector	Polarization
	4289.5	37.5	3.5	41.0	74.0	-33.0	Peak	Horizontal
	5037.5	36.4	6.2	42.6	74.0	-31.4	Peak	Horizontal
*	6474.0	35.7	9.4	45.1	89.4	-44.3	Peak	Horizontal
*	9772.0	34.6	15.9	50.5	89.4	-38.9	Peak	Horizontal
	4136.5	36.4	3.0	39.4	74.0	-34.6	Peak	Vertical
	4867.5	36.4	5.7	42.1	74.0	-31.9	Peak	Vertical
*	6644.0	35.2	9.6	44.8	89.4	-44.6	Peak	Vertical
*	9865.5	34.3	16.1	50.4	89.4	-39.0	Peak	Vertical

Note 1: "*" is not in restricted band, its limit is 30dBc of the fundamental emission level (119.4dBμV/m) or 15.209 which is higher.

Note 2: Measure Level (dBμV/m) = Reading Level (dBμV) + Factor (dB)

Factor (dB) = Cable Loss (dB) + Antenna Factor (dB/m) - Pre_Amplifier Gain (dB)

Product	OmniAccess Stellar	Temperature	26°C
Test Engineer	Cloud Guo	Relative Humidity	56%
Test Site	AC1	Test Date	2019/11/09
Test Mode	802.11 n-HT20 - Ant 0 + 1 (CDD Mode)	Test Channel	11
Model No.	OAW-AP1361		
Remark	1. Average measurement was not performed if peak level lower than average limit. 2. Other frequency was 20dB below limit line within 1-18GHz, there is not show in the report.		

Mark	Frequency (MHz)	Reading Level (dBμV)	Factor (dB)	Measure Level (dBμV/m)	Limit (dBμV/m)	Margin (dB)	Detector	Polarization
	4145.0	36.5	3.0	39.5	74.0	-34.5	Peak	Horizontal
	5105.5	36.0	6.4	42.4	74.0	-31.6	Peak	Horizontal
*	6015.0	36.2	7.5	43.7	88.8	-45.1	Peak	Horizontal
*	10120.5	32.9	16.2	49.1	88.8	-39.7	Peak	Horizontal
	4213.0	36.5	3.2	39.7	74.0	-34.3	Peak	Vertical
	5003.5	36.3	6.1	42.4	74.0	-31.6	Peak	Vertical
*	6533.5	35.9	9.6	45.5	88.8	-43.3	Peak	Vertical
*	9780.5	34.3	15.8	50.1	88.8	-38.7	Peak	Vertical

Note 1: "*" is not in restricted band, its limit is 30dBc of the fundamental emission level (118.8dBμV/m) or 15.209 which is higher.

Note 2: Measure Level (dBμV/m) = Reading Level (dBμV) + Factor (dB)

Factor (dB) = Cable Loss (dB) + Antenna Factor (dB/m) - Pre_Amplifier Gain (dB)

Product	OmniAccess Stellar	Temperature	26°C
Test Engineer	Cloud Guo	Relative Humidity	56%
Test Site	AC1	Test Date	2019/11/09
Test Mode	802.11 n-HT40 - Ant 0 + 1 (CDD Mode)	Test Channel	03
Model No.	OAW-AP1361		
Remark	1. Average measurement was not performed if peak level lower than average limit. 2. Other frequency was 20dB below limit line within 1-18GHz, there is not show in the report.		

Mark	Frequency (MHz)	Reading Level (dBμV)	Factor (dB)	Measure Level (dBμV/m)	Limit (dBμV/m)	Margin (dB)	Detector	Polarization
	4221.5	37.0	3.2	40.2	74.0	-33.8	Peak	Horizontal
	4995.0	36.3	6.1	42.4	74.0	-31.6	Peak	Horizontal
*	6899.0	35.1	10.1	45.2	81.1	-35.9	Peak	Horizontal
*	9729.5	34.6	15.6	50.2	81.1	-30.9	Peak	Horizontal
	4136.5	37.0	3.0	40.0	74.0	-34.0	Peak	Vertical
	4833.5	36.3	5.5	41.8	74.0	-32.2	Peak	Vertical
*	6414.5	35.5	8.9	44.4	81.1	-36.7	Peak	Vertical
*	9899.5	34.0	16.1	50.1	81.1	-31.0	Peak	Vertical

Note 1: "*" is not in restricted band, its limit is 30dBc of the fundamental emission level (111.1dBμV/m) or 15.209 which is higher.

Note 2: Measure Level (dBμV/m) = Reading Level (dBμV) + Factor (dB)

Factor (dB) = Cable Loss (dB) + Antenna Factor (dB/m) - Pre_Amplifier Gain (dB)

Product	OmniAccess Stellar	Temperature	26°C
Test Engineer	Cloud Guo	Relative Humidity	56%
Test Site	AC1	Test Date	2019/11/09
Test Mode	802.11 n-HT40 - Ant 0 + 1 (CDD Mode)	Test Channel	06
Model No.	OAW-AP1361		
Remark	1. Average measurement was not performed if peak level lower than average limit. 2. Other frequency was 20dB below limit line within 1-18GHz, there is not show in the report.		

Mark	Frequency (MHz)	Reading Level (dBμV)	Factor (dB)	Measure Level (dBμV/m)	Limit (dBμV/m)	Margin (dB)	Detector	Polarization
	4145.0	36.5	3.0	39.5	74.0	-34.5	Peak	Horizontal
	5071.5	36.0	6.4	42.4	74.0	-31.6	Peak	Horizontal
*	7026.5	35.6	10.9	46.5	85.4	-38.9	Peak	Horizontal
*	10120.5	32.8	16.2	49.0	85.4	-36.4	Peak	Horizontal
	4264.0	37.1	3.4	40.5	74.0	-33.5	Peak	Vertical
	4944.0	36.4	5.8	42.2	74.0	-31.8	Peak	Vertical
*	6338.0	35.6	8.6	44.2	85.4	-41.2	Peak	Vertical
*	10231.0	34.1	16.6	50.7	85.4	-34.7	Peak	Vertical

Note 1: "*" is not in restricted band, its limit is 30dBc of the fundamental emission level (115.4dBμV/m) or 15.209 which is higher.

Note 2: Measure Level (dBμV/m) = Reading Level (dBμV) + Factor (dB)

Factor (dB) = Cable Loss (dB) + Antenna Factor (dB/m) - Pre_Amplifier Gain (dB)

Product	OmniAccess Stellar	Temperature	26°C
Test Engineer	Cloud Guo	Relative Humidity	56%
Test Site	AC1	Test Date	2019/11/09
Test Mode	802.11 n-HT40 - Ant 0 + 1 (CDD Mode)	Test Channel	09
Model No.	OAW-AP1361		
Remark	1. Average measurement was not performed if peak level lower than average limit. 2. Other frequency was 20dB below limit line within 1-18GHz, there is not show in the report.		

Mark	Frequency (MHz)	Reading Level (dBμV)	Factor (dB)	Measure Level (dBμV/m)	Limit (dBμV/m)	Margin (dB)	Detector	Polarization
	4230.0	36.6	3.2	39.8	74.0	-34.2	Peak	Horizontal
	5063.0	36.9	6.4	43.3	74.0	-30.7	Peak	Horizontal
*	6703.5	33.9	9.5	43.4	83.2	-39.8	Peak	Horizontal
*	10027.0	34.7	16.0	50.7	83.2	-32.5	Peak	Horizontal
	3813.5	38.1	1.9	40.0	74.0	-34.0	Peak	Vertical
	4978.0	36.7	6.0	42.7	74.0	-31.3	Peak	Vertical
*	6431.5	35.6	8.9	44.5	83.2	-38.7	Peak	Vertical
*	10061.0	34.0	16.1	50.1	83.2	-33.1	Peak	Vertical

Note 1: "*" is not in restricted band, its limit is 30dBc of the fundamental emission level (113.2dBμV/m) or 15.209 which is higher.

Note 2: Measure Level (dBμV/m) = Reading Level (dBμV) + Factor (dB)

Factor (dB) = Cable Loss (dB) + Antenna Factor (dB/m) - Pre_Amplifier Gain (dB)

Product	OmniAccess Stellar	Temperature	26°C
Test Engineer	Cloud Guo	Relative Humidity	56%
Test Site	AC1	Test Date	2019/11/09
Test Mode	802.11VHT20 - Ant 0 + 1 (CDD Mode)	Test Channel	01
Model No.	OAW-AP1361		
Remark	1. Average measurement was not performed if peak level lower than average limit. 2. Other frequency was 20dB below limit line within 1-18GHz, there is not show in the report.		

Mark	Frequency (MHz)	Reading Level (dBμV)	Factor (dB)	Measure Level (dBμV/m)	Limit (dBμV/m)	Margin (dB)	Detector	Polarization
*	3482.0	42.3	-0.1	42.2	80.1	-37.9	Peak	Horizontal
*	4476.5	35.2	2.9	38.1	80.1	-42.0	Peak	Horizontal
	5088.5	37.6	4.2	41.8	74.0	-32.2	Peak	Horizontal
	8191.0	34.2	12.5	46.7	74.0	-27.3	Peak	Horizontal
*	3482.0	40.9	-0.1	40.8	80.1	-39.3	Peak	Vertical
*	6482.5	34.4	8.5	42.9	80.1	-37.2	Peak	Vertical
	7570.5	33.9	12.1	46.0	74.0	-28.0	Peak	Vertical
	11523.0	32.3	19.2	51.5	74.0	-22.5	Peak	Vertical

Note 1: "*" is not in restricted band, its limit is 30dBc of the fundamental emission level (110.1dBμV/m) or 15.209 which is higher.

Note 2: Measure Level (dBμV/m) = Reading Level (dBμV) + Factor (dB)

Factor (dB) = Cable Loss (dB) + Antenna Factor (dB/m) - Pre_Amplifier Gain (dB)

Product	OmniAccess Stellar	Temperature	26°C
Test Engineer	Cloud Guo	Relative Humidity	56%
Test Site	AC1	Test Date	2019/11/09
Test Mode	802.11VHT20 - Ant 0 + 1 (CDD Mode)	Test Channel	06
Model No.	OAW-AP1361		
Remark	1. Average measurement was not performed if peak level lower than average limit. 2. Other frequency was 20dB below limit line within 1-18GHz, there is not show in the report.		

Mark	Frequency (MHz)	Reading Level (dBμV)	Factor (dB)	Measure Level (dBμV/m)	Limit (dBμV/m)	Margin (dB)	Detector	Polarization
*	3482.0	41.0	-0.1	40.9	84.3	-43.4	Peak	Horizontal
*	7094.5	34.0	11.8	45.8	84.3	-38.5	Peak	Horizontal
	9143.0	31.7	14.7	46.4	74.0	-27.6	Peak	Horizontal
	10885.5	34.1	17.5	51.6	74.0	-22.4	Peak	Horizontal
*	3482.0	40.7	-0.1	40.6	84.3	-43.7	Peak	Vertical
*	6091.5	35.5	6.9	42.4	84.3	-41.9	Peak	Vertical
	7596.0	34.1	12.1	46.2	74.0	-27.8	Peak	Vertical
	11548.5	31.7	19.9	51.6	74.0	-22.4	Peak	Vertical

Note 1: "*" is not in restricted band, its limit is 30dBc of the fundamental emission level (114.3dBμV/m) or 15.209 which is higher.

Note 2: Measure Level (dBμV/m) = Reading Level (dBμV) + Factor (dB)

Factor (dB) = Cable Loss (dB) + Antenna Factor (dB/m) - Pre_Amplifier Gain (dB)

Product	OmniAccess Stellar	Temperature	26°C
Test Engineer	Cloud Guo	Relative Humidity	56%
Test Site	AC1	Test Date	2019/11/09
Test Mode	802.11VHT20 - Ant 0 + 1 (CDD Mode)	Test Channel	11
Model No.	OAW-AP1361		
Remark	1. Average measurement was not performed if peak level lower than average limit. 2. Other frequency was 20dB below limit line within 1-18GHz, there is not show in the report.		

Mark	Frequency (MHz)	Reading Level (dBμV)	Factor (dB)	Measure Level (dBμV/m)	Limit (dBμV/m)	Margin (dB)	Detector	Polarization
*	3482.0	42.0	-0.1	41.9	80.3	-38.4	Peak	Horizontal
*	6321.0	35.7	7.2	42.9	80.3	-37.4	Peak	Horizontal
	7494.0	34.7	12.1	46.8	74.0	-27.2	Peak	Horizontal
	11667.5	32.5	19.5	52.0	74.0	-22.0	Peak	Horizontal
*	3482.0	41.7	-0.1	41.6	80.3	-38.7	Peak	Vertical
*	6261.5	35.2	7.2	42.4	80.3	-37.9	Peak	Vertical
	7562.0	33.8	12.0	45.8	74.0	-28.2	Peak	Vertical
	10834.5	33.7	17.4	51.1	74.0	-22.9	Peak	Vertical

Note 1: "*" is not in restricted band, its limit is 30dBc of the fundamental emission level (110.3dBμV/m) or 15.209 which is higher.

Note 2: Measure Level (dBμV/m) = Reading Level (dBμV) + Factor (dB)

Factor (dB) = Cable Loss (dB) + Antenna Factor (dB/m) - Pre_Amplifier Gain (dB)

Product	OmniAccess Stellar	Temperature	26°C
Test Engineer	Cloud Guo	Relative Humidity	56%
Test Site	AC1	Test Date	2019/11/09
Test Mode	802.11VHT40 - Ant 0 + 1 (CDD Mode)	Test Channel	03
Model No.	OAW-AP1361		
Remark	1. Average measurement was not performed if peak level lower than average limit. 2. Other frequency was 20dB below limit line within 1-18GHz, there is not show in the report.		

Mark	Frequency (MHz)	Reading Level (dBμV)	Factor (dB)	Measure Level (dBμV/m)	Limit (dBμV/m)	Margin (dB)	Detector	Polarization
*	3482.0	40.1	-0.1	40.0	78.0	-38.0	Peak	Horizontal
*	6193.5	35.8	7.0	42.8	78.0	-35.2	Peak	Horizontal
	7383.5	34.2	11.8	46.0	74.0	-28.0	Peak	Horizontal
	11429.5	32.0	19.4	51.4	74.0	-22.6	Peak	Horizontal
*	3482.0	39.8	-0.1	39.7	78.0	-38.3	Peak	Vertical
*	7179.5	34.2	11.9	46.1	78.0	-31.9	Peak	Vertical
	8157.0	33.3	12.2	45.5	74.0	-28.5	Peak	Vertical
	11667.5	32.8	19.5	52.3	74.0	-21.7	Peak	Vertical

Note 1: "*" is not in restricted band, its limit is 30dBc of the fundamental emission level (108.0dBμV/m) or 15.209 which is higher.

Note 2: Measure Level (dBμV/m) = Reading Level (dBμV) + Factor (dB)

Factor (dB) = Cable Loss (dB) + Antenna Factor (dB/m) - Pre_Amplifier Gain (dB)

Product	OmniAccess Stellar	Temperature	26°C
Test Engineer	Cloud Guo	Relative Humidity	56%
Test Site	AC1	Test Date	2019/11/09
Test Mode	802.11VHT40 - Ant 0 + 1 (CDD Mode)	Test Channel	06
Model No.	OAW-AP1361		
Remark	1. Average measurement was not performed if peak level lower than average limit. 2. Other frequency was 20dB below limit line within 1-18GHz, there is not show in the report.		

Mark	Frequency (MHz)	Reading Level (dBμV)	Factor (dB)	Measure Level (dBμV/m)	Limit (dBμV/m)	Margin (dB)	Detector	Polarization
*	3482.0	40.9	-0.1	40.8	81.1	-40.3	Peak	Horizontal
*	6712.0	34.3	9.5	43.8	81.1	-37.3	Peak	Horizontal
	8148.5	33.3	12.3	45.6	74.0	-28.4	Peak	Horizontal
	11591.0	32.4	20.1	52.5	74.0	-21.5	Peak	Horizontal
*	3482.0	40.3	-0.1	40.2	81.1	-40.9	Peak	Vertical
*	7154.0	34.3	11.6	45.9	81.1	-35.2	Peak	Vertical
	9151.5	32.1	14.7	46.8	74.0	-27.2	Peak	Vertical
	10953.5	33.3	17.9	51.2	74.0	-22.8	Peak	Vertical

Note 1: "*" is not in restricted band, its limit is 30dBc of the fundamental emission level (111.1dBμV/m) or 15.209 which is higher.

Note 2: Measure Level (dBμV/m) = Reading Level (dBμV) + Factor (dB)

Factor (dB) = Cable Loss (dB) + Antenna Factor (dB/m) - Pre_Amplifier Gain (dB)

Product	OmniAccess Stellar	Temperature	26°C
Test Engineer	Cloud Guo	Relative Humidity	56%
Test Site	AC1	Test Date	2019/11/09
Test Mode	802.11VHT40 - Ant 0 + 1 (CDD Mode)	Test Channel	09
Model No.	OAW-AP1361		
Remark	1. Average measurement was not performed if peak level lower than average limit. 2. Other frequency was 20dB below limit line within 1-18GHz, there is not show in the report.		

Mark	Frequency (MHz)	Reading Level (dBμV)	Factor (dB)	Measure Level (dBμV/m)	Limit (dBμV/m)	Margin (dB)	Detector	Polarization
*	3482.0	41.6	-0.1	41.5	77.8	-36.3	Peak	Horizontal
*	5513.5	36.7	4.6	41.3	77.8	-36.5	Peak	Horizontal
	8250.5	33.0	12.4	45.4	74.0	-28.6	Peak	Horizontal
	11497.5	32.6	19.5	52.1	74.0	-21.9	Peak	Horizontal
*	3482.0	40.6	-0.1	40.5	77.8	-37.3	Peak	Vertical
*	6202.0	35.7	7.1	42.8	77.8	-35.0	Peak	Vertical
	8242.0	33.2	12.5	45.7	74.0	-28.3	Peak	Vertical
	11565.5	32.0	19.5	51.5	74.0	-22.5	Peak	Vertical

Note 1: "*" is not in restricted band, its limit is 30dBc of the fundamental emission level (107.8dBμV/m) or 15.209 which is higher.

Note 2: Measure Level (dBμV/m) = Reading Level (dBμV) + Factor (dB)

Factor (dB) = Cable Loss (dB) + Antenna Factor (dB/m) - Pre_Amplifier Gain (dB)

Product	OmniAccess Stellar	Temperature	26°C
Test Engineer	Cloud Guo	Relative Humidity	56%
Test Site	AC1	Test Date	2019/11/09
Test Mode	802.11ax-HE20 - Ant 0 + 1 (CDD Mode)	Test Channel	01
Model No.	OAW-AP1361		
Remark	1. Average measurement was not performed if peak level lower than average limit. 2. Other frequency was 20dB below limit line within 1-18GHz, there is not show in the report.		

Mark	Frequency (MHz)	Reading Level (dBμV)	Factor (dB)	Measure Level (dBμV/m)	Limit (dBμV/m)	Margin (dB)	Detector	Polarization
	4102.5	36.9	2.9	39.8	74.0	-34.2	Peak	Horizontal
	4952.5	36.5	5.9	42.4	74.0	-31.6	Peak	Horizontal
*	6822.5	35.9	9.7	45.6	84.5	-38.9	Peak	Horizontal
*	9891.0	34.4	16.2	50.6	84.5	-33.9	Peak	Horizontal
	3856.0	39.2	2.1	41.3	74.0	-32.7	Peak	Vertical
	4978.0	37.1	6.0	43.1	74.0	-30.9	Peak	Vertical
*	6610.0	35.0	9.6	44.6	84.5	-39.9	Peak	Vertical
*	9831.5	34.5	16.1	50.6	84.5	-33.9	Peak	Vertical

Note 1: "*" is not in restricted band, its limit is 30dBc of the fundamental emission level (114.5dBμV/m) or 15.209 which is higher.

Note 2: Measure Level (dBμV/m) = Reading Level (dBμV) + Factor (dB)

Factor (dB) = Cable Loss (dB) + Antenna Factor (dB/m) - Pre_Amplifier Gain (dB)

Product	OmniAccess Stellar	Temperature	26°C
Test Engineer	Cloud Guo	Relative Humidity	56%
Test Site	AC1	Test Date	2019/11/09
Test Mode	802.11ax-HE20 - Ant 0 + 1 (CDD Mode)	Test Channel	06
Model No.	OAW-AP1361		
Remark	1. Average measurement was not performed if peak level lower than average limit. 2. Other frequency was 20dB below limit line within 1-18GHz, there is not show in the report.		

Mark	Frequency (MHz)	Reading Level (dBμV)	Factor (dB)	Measure Level (dBμV/m)	Limit (dBμV/m)	Margin (dB)	Detector	Polarization
	4213.0	35.4	3.2	38.6	74.0	-35.4	Peak	Horizontal
	5020.5	37.0	6.1	43.1	74.0	-30.9	Peak	Horizontal
*	6848.0	35.3	10.0	45.3	88.0	-42.7	Peak	Horizontal
*	9755.0	34.9	15.9	50.8	88.0	-37.2	Peak	Horizontal
	4281.0	37.1	3.5	40.6	74.0	-33.4	Peak	Vertical
	5122.5	36.8	6.6	43.4	74.0	-30.6	Peak	Vertical
*	6414.5	35.5	8.9	44.4	88.0	-43.6	Peak	Vertical
*	10095.0	34.5	16.2	50.7	88.0	-37.3	Peak	Vertical

Note 1: "*" is not in restricted band, its limit is 30dBc of the fundamental emission level (118.0dBμV/m) or 15.209 which is higher.

Note 2: Measure Level (dBμV/m) = Reading Level (dBμV) + Factor (dB)

Factor (dB) = Cable Loss (dB) + Antenna Factor (dB/m) - Pre_Amplifier Gain (dB)

Product	OmniAccess Stellar	Temperature	26°C
Test Engineer	Cloud Guo	Relative Humidity	56%
Test Site	AC1	Test Date	2019/11/09
Test Mode	802.11ax-HE20 - Ant 0 + 1 (CDD Mode)	Test Channel	11
Model No.	OAW-AP1361		
Remark	1. Average measurement was not performed if peak level lower than average limit. 2. Other frequency was 20dB below limit line within 1-18GHz, there is not show in the report.		

Mark	Frequency (MHz)	Reading Level (dBμV)	Factor (dB)	Measure Level (dBμV/m)	Limit (dBμV/m)	Margin (dB)	Detector	Polarization
	4179.0	37.5	3.1	40.6	74.0	-33.4	Peak	Horizontal
	4952.5	36.5	5.9	42.4	74.0	-31.6	Peak	Horizontal
*	7035.0	34.8	11.0	45.8	84.4	-38.6	Peak	Horizontal
*	9729.5	35.4	15.6	51.0	84.4	-33.4	Peak	Horizontal
	3915.5	38.1	2.3	40.4	74.0	-33.6	Peak	Vertical
	5054.5	36.2	6.3	42.5	74.0	-31.5	Peak	Vertical
*	6389.0	35.6	8.8	44.4	84.4	-40.0	Peak	Vertical
*	10095.0	34.4	16.2	50.6	84.4	-33.8	Peak	Vertical

Note 1: "*" is not in restricted band, its limit is 30dBc of the fundamental emission level (114.4dBμV/m) or 15.209 which is higher.

Note 2: Measure Level (dBμV/m) = Reading Level (dBμV) + Factor (dB)

Factor (dB) = Cable Loss (dB) + Antenna Factor (dB/m) - Pre_Amplifier Gain (dB)

Product	OmniAccess Stellar	Temperature	26°C
Test Engineer	Cloud Guo	Relative Humidity	56%
Test Site	AC1	Test Date	2019/11/09
Test Mode	802.11ax-HE40 - Ant 0 + 1 (CDD Mode)	Test Channel	03
Model No.	OAW-AP1361		
Remark	1. Average measurement was not performed if peak level lower than average limit. 2. Other frequency was 20dB below limit line within 1-18GHz, there is not show in the report.		

Mark	Frequency (MHz)	Reading Level (dBμV)	Factor (dB)	Measure Level (dBμV/m)	Limit (dBμV/m)	Margin (dB)	Detector	Polarization
	4145.0	37.5	3.0	40.5	74.0	-33.5	Peak	Horizontal
	5063.0	37.2	6.4	43.6	74.0	-30.4	Peak	Horizontal
*	6465.5	35.4	9.3	44.7	75.6	-30.9	Peak	Horizontal
*	9899.5	34.7	16.1	50.8	75.6	-24.8	Peak	Horizontal
	4289.5	37.0	3.5	40.5	74.0	-33.5	Peak	Vertical
	4978.0	36.6	6.0	42.6	74.0	-31.4	Peak	Vertical
*	6338.0	35.4	8.6	44.0	75.6	-31.6	Peak	Vertical
*	10120.5	34.2	16.2	50.4	75.6	-25.2	Peak	Vertical

Note 1: "*" is not in restricted band, its limit is 30dBc of the fundamental emission level (105.6dBμV/m) or 15.209 which is higher.

Note 2: Measure Level (dBμV/m) = Reading Level (dBμV) + Factor (dB)

Factor (dB) = Cable Loss (dB) + Antenna Factor (dB/m) - Pre_Amplifier Gain (dB)

Product	OmniAccess Stellar	Temperature	26°C
Test Engineer	Cloud Guo	Relative Humidity	56%
Test Site	AC1	Test Date	2019/11/09
Test Mode	802.11ax-HE40 - Ant 0 + 1 (CDD Mode)	Test Channel	06
Model No.	OAW-AP1361		
Remark	1. Average measurement was not performed if peak level lower than average limit. 2. Other frequency was 20dB below limit line within 1-18GHz, there is not show in the report.		

Mark	Frequency (MHz)	Reading Level (dBμV)	Factor (dB)	Measure Level (dBμV/m)	Limit (dBμV/m)	Margin (dB)	Detector	Polarization
	4247.0	37.2	3.3	40.5	74.0	-33.5	Peak	Horizontal
	4969.5	36.9	5.9	42.8	74.0	-31.2	Peak	Horizontal
*	6746.0	35.9	9.5	45.4	84.3	-38.9	Peak	Horizontal
*	9653.0	34.8	15.3	50.1	84.3	-34.2	Peak	Horizontal
	4034.5	38.1	2.7	40.8	74.0	-33.2	Peak	Vertical
	4825.0	37.8	5.5	43.3	74.0	-30.7	Peak	Vertical
*	6227.5	35.5	8.1	43.6	84.3	-40.7	Peak	Vertical
*	9840.0	34.6	16.1	50.7	84.3	-33.6	Peak	Vertical

Note 1: "*" is not in restricted band, its limit is 30dBc of the fundamental emission level (114.3dBμV/m) or 15.209 which is higher.

Note 2: Measure Level (dBμV/m) = Reading Level (dBμV) + Factor (dB)

Factor (dB) = Cable Loss (dB) + Antenna Factor (dB/m) - Pre_Amplifier Gain (dB)

Product	OmniAccess Stellar	Temperature	26°C
Test Engineer	Cloud Guo	Relative Humidity	56%
Test Site	AC1	Test Date	2019/11/09
Test Mode	802.11ax-HE40 - Ant 0 + 1 (CDD Mode)	Test Channel	09
Model No.	OAW-AP1361		
Remark	1. Average measurement was not performed if peak level lower than average limit. 2. Other frequency was 20dB below limit line within 1-18GHz, there is not show in the report.		

Mark	Frequency (MHz)	Reading Level (dBμV)	Factor (dB)	Measure Level (dBμV/m)	Limit (dBμV/m)	Margin (dB)	Detector	Polarization
	4306.5	36.9	3.6	40.5	74.0	-33.5	Peak	Horizontal
	4986.5	37.6	6.0	43.6	74.0	-30.4	Peak	Horizontal
*	6873.5	35.4	10.0	45.4	81.9	-36.5	Peak	Horizontal
*	9746.5	35.0	15.8	50.8	81.9	-31.1	Peak	Horizontal
	4264.0	37.8	3.4	41.2	74.0	-32.8	Peak	Vertical
	5097.0	36.4	6.4	42.8	74.0	-31.2	Peak	Vertical
*	6652.5	35.6	9.6	45.2	81.9	-36.7	Peak	Vertical
*	10163.0	34.1	16.5	50.6	81.9	-31.3	Peak	Vertical

Note 1: "*" is not in restricted band, its limit is 30dBc of the fundamental emission level (119.9dBμV/m) or 15.209 which is higher.

Note 2: Measure Level (dBμV/m) = Reading Level (dBμV) + Factor (dB)

Factor (dB) = Cable Loss (dB) + Antenna Factor (dB/m) - Pre_Amplifier Gain (dB)

Product	OmniAccess Stellar	Temperature	26°C
Test Engineer	Cloud Guo	Relative Humidity	56%
Test Site	AC1	Test Date	2019/11/09
Test Mode	802.11b	Test Channel	01
Model No.	OAW-AP1361 – Scan Antenna		
Remark	1. Average measurement was not performed if peak level lower than average limit. 2. Other frequency was 20dB below limit line within 1-18GHz, there is not show in the report.		

Mark	Frequency (MHz)	Reading Level (dBμV)	Factor (dB)	Measure Level (dBμV/m)	Limit (dBμV/m)	Margin (dB)	Detector	Polarization
*	6967.0	33.2	10.5	43.7	74.0	-30.3	Peak	Horizontal
*	7893.5	31.5	12.0	43.5	74.0	-30.5	Peak	Horizontal
	8199.5	30.6	12.3	42.9	74.0	-31.1	Peak	Horizontal
	9151.5	29.4	14.7	44.1	74.0	-29.9	Peak	Horizontal
*	7188.0	33.3	11.9	45.2	74.0	-28.8	Peak	Vertical
*	7808.5	31.8	11.8	43.6	74.0	-30.4	Peak	Vertical
	8259.0	31.2	12.2	43.4	74.0	-30.6	Peak	Vertical
	9092.0	30.1	14.5	44.6	74.0	-29.4	Peak	Vertical

Note 1: "*" is not in restricted band, its limit is 30dBc of the fundamental emission level (99.1dBμV/m) or 15.209 which is higher.

Note 2: Measure Level (dBμV/m) = Reading Level (dBμV) + Factor (dB)

Factor (dB) = Cable Loss (dB) + Antenna Factor (dB/m) - Pre_Amplifier Gain (dB)

Product	OmniAccess Stellar	Temperature	26°C
Test Engineer	Cloud Guo	Relative Humidity	56%
Test Site	AC1	Test Date	2019/11/09
Test Mode	802.11b	Test Channel	06
Model No.	OAW-AP1361 – Scan Antenna		
Remark	1. Average measurement was not performed if peak level lower than average limit. 2. Other frequency was 20dB below limit line within 1-18GHz, there is not show in the report.		

Mark	Frequency (MHz)	Reading Level (dBμV)	Factor (dB)	Measure Level (dBμV/m)	Limit (dBμV/m)	Margin (dB)	Detector	Polarization
*	7060.5	32.6	11.4	44.0	74.0	-30.0	Peak	Horizontal
*	7817.0	32.8	11.9	44.7	74.0	-29.3	Peak	Horizontal
	8267.5	32.0	12.3	44.3	74.0	-29.7	Peak	Horizontal
	9109.0	30.0	14.6	44.6	74.0	-29.4	Peak	Horizontal
*	7171.0	33.3	11.8	45.1	74.0	-28.9	Peak	Vertical
*	7936.0	31.8	12.2	44.0	74.0	-30.0	Peak	Vertical
	8267.5	31.4	12.3	43.7	74.0	-30.3	Peak	Vertical
	9134.5	29.4	14.7	44.1	74.0	-29.9	Peak	Vertical

Note 1: "*" is not in restricted band, its limit is 30dBc of the fundamental emission level (99.7dBμV/m) or 15.209 which is higher.

Note 2: Measure Level (dBμV/m) = Reading Level (dBμV) + Factor (dB)

Factor (dB) = Cable Loss (dB) + Antenna Factor (dB/m) - Pre_Amplifier Gain (dB)

Product	OmniAccess Stellar	Temperature	26°C
Test Engineer	Cloud Guo	Relative Humidity	56%
Test Site	AC1	Test Date	2019/11/09
Test Mode	802.11b	Test Channel	11
Model No.	OAW-AP1361 – Scan Antenna		
Remark	1. Average measurement was not performed if peak level lower than average limit. 2. Other frequency was 20dB below limit line within 1-18GHz, there is not show in the report.		

Mark	Frequency (MHz)	Reading Level (dBμV)	Factor (dB)	Measure Level (dBμV/m)	Limit (dBμV/m)	Margin (dB)	Detector	Polarization
*	7069.0	32.6	11.5	44.1	74.0	-29.9	Peak	Horizontal
*	7842.5	31.5	11.9	43.4	74.0	-30.6	Peak	Horizontal
	8259.0	30.9	12.2	43.1	74.0	-30.9	Peak	Horizontal
	9423.5	31.0	14.8	45.8	74.0	-28.2	Peak	Horizontal
*	7026.5	34.0	10.8	44.8	74.0	-29.2	Peak	Vertical
*	7876.5	33.0	11.9	44.9	74.0	-29.1	Peak	Vertical
	8361.0	30.0	12.2	42.2	74.0	-31.8	Peak	Vertical
	9092.0	29.9	14.5	44.4	74.0	-29.6	Peak	Vertical

Note 1: "*" is not in restricted band, its limit is 30dBc of the fundamental emission level (98.9dBμV/m) or 15.209 which is higher.

Note 2: Measure Level (dBμV/m) = Reading Level (dBμV) + Factor (dB)

Factor (dB) = Cable Loss (dB) + Antenna Factor (dB/m) - Pre_Amplifier Gain (dB)

Product	OmniAccess Stellar	Temperature	26°C
Test Engineer	Cloud Guo	Relative Humidity	56%
Test Site	AC1	Test Date	2019/11/09
Test Mode	802.11g	Test Channel	01
Model No.	OAW-AP1361 – Scan Antenna		
Remark	1. Average measurement was not performed if peak level lower than average limit. 2. Other frequency was 20dB below limit line within 1-18GHz, there is not show in the report.		

Mark	Frequency (MHz)	Reading Level (dBμV)	Factor (dB)	Measure Level (dBμV/m)	Limit (dBμV/m)	Margin (dB)	Detector	Polarization
*	7060.5	32.5	11.4	43.9	74.0	-30.1	Peak	Horizontal
*	7987.0	32.2	12.4	44.6	74.0	-29.4	Peak	Horizontal
	8199.5	30.8	12.3	43.1	74.0	-30.9	Peak	Horizontal
	9049.5	30.5	14.2	44.7	74.0	-29.3	Peak	Horizontal
*	7171.0	32.9	11.8	44.7	74.0	-29.3	Peak	Vertical
*	7970.0	32.7	12.5	45.2	74.0	-28.8	Peak	Vertical
	8208.0	32.0	12.2	44.2	74.0	-29.8	Peak	Vertical
	9100.5	30.0	14.5	44.5	74.0	-29.5	Peak	Vertical

Note 1: "*" is not in restricted band, its limit is 30dBc of the fundamental emission level (100.7dBμV/m) or 15.209 which is higher.

Note 2: Measure Level (dBμV/m) = Reading Level (dBμV) + Factor (dB)

Factor (dB) = Cable Loss (dB) + Antenna Factor (dB/m) - Pre_Amplifier Gain (dB)

Product	OmniAccess Stellar	Temperature	26°C
Test Engineer	Cloud Guo	Relative Humidity	56%
Test Site	AC1	Test Date	2019/11/09
Test Mode	802.11g	Test Channel	06
Model No.	OAW-AP1361 – Scan Antenna		
Remark	1. Average measurement was not performed if peak level lower than average limit. 2. Other frequency was 20dB below limit line within 1-18GHz, there is not show in the report.		

Mark	Frequency (MHz)	Reading Level (dBμV)	Factor (dB)	Measure Level (dBμV/m)	Limit (dBμV/m)	Margin (dB)	Detector	Polarization
*	7094.5	-0.2	44.6	44.4	74.0	-29.6	Peak	Horizontal
*	7851.0	-0.7	45.6	44.9	74.0	-29.1	Peak	Horizontal
	8395.0	-1.7	45.9	44.2	74.0	-29.8	Peak	Horizontal
	9066.5	-2.2	47.6	45.4	74.0	-28.6	Peak	Horizontal
*	6321.0	34.5	7.2	41.7	74.0	-32.3	Peak	Vertical
*	7128.5	32.6	11.7	44.3	74.0	-29.7	Peak	Vertical
	7307.0	33.5	12.1	45.6	74.0	-28.4	Peak	Vertical
	8412.0	32.5	12.4	44.9	74.0	-29.1	Peak	Vertical

Note 1: "*" is not in restricted band, its limit is 30dBc of the fundamental emission level (102.4dBμV/m) or 15.209 which is higher.

Note 2: Measure Level (dBμV/m) = Reading Level (dBμV) + Factor (dB)

Factor (dB) = Cable Loss (dB) + Antenna Factor (dB/m) - Pre_Amplifier Gain (dB)

Product	OmniAccess Stellar	Temperature	26°C
Test Engineer	Cloud Guo	Relative Humidity	56%
Test Site	AC1	Test Date	2019/11/09
Test Mode	802.11g	Test Channel	11
Model No.	OAW-AP1361 – Scan Antenna		
Remark	1. Average measurement was not performed if peak level lower than average limit. 2. Other frequency was 20dB below limit line within 1-18GHz, there is not show in the report.		

Mark	Frequency (MHz)	Reading Level (dBμV)	Factor (dB)	Measure Level (dBμV/m)	Limit (dBμV/m)	Margin (dB)	Detector	Polarization
*	6780.0	34.1	9.3	43.4	74.0	-30.6	Peak	Horizontal
*	7018.0	33.9	10.6	44.5	74.0	-29.5	Peak	Horizontal
	7519.5	32.7	11.9	44.6	74.0	-29.4	Peak	Horizontal
	8165.5	32.3	12.3	44.6	74.0	-29.4	Peak	Horizontal
*	7137.0	33.1	11.7	44.8	74.0	-29.2	Peak	Vertical
*	7859.5	33.0	12.0	45.0	74.0	-29.0	Peak	Horizontal
	8454.5	31.7	12.4	44.1	74.0	-29.9	Peak	Vertical
	9049.5	30.6	14.2	44.8	74.0	-29.2	Peak	Vertical

Note 1: "*" is not in restricted band, its limit is 30dBc of the fundamental emission level (100.4dBμV/m) or 15.209 which is higher.

Note 2: Measure Level (dBμV/m) = Reading Level (dBμV) + Factor (dB)

Factor (dB) = Cable Loss (dB) + Antenna Factor (dB/m) - Pre_Amplifier Gain (dB)

Product	OmniAccess Stellar	Temperature	26°C
Test Engineer	Cloud Guo	Relative Humidity	56%
Test Site	AC1	Test Date	2019/11/09
Test Mode	802.11b - Ant 0 + 1 (CDD Mode)	Test Channel	01
Model No.	OAW-AP1361D		
Remark	1. Average measurement was not performed if peak level lower than average limit. 2. Other frequency was 20dB below limit line within 1-18GHz, there is not show in the report.		

Mark	Frequency (MHz)	Reading Level (dBμV)	Factor (dB)	Measure Level (dBμV/m)	Limit (dBμV/m)	Margin (dB)	Detector	Polarization
*	3482.0	41.9	0.8	42.7	88.4	-45.7	Peak	Horizontal
	4068.5	39.4	2.7	42.1	74.0	-31.9	Peak	Horizontal
	5437.0	38.3	7.0	45.3	74.0	-28.7	Peak	Horizontal
*	6287.0	38.5	8.4	46.9	88.4	-41.5	Peak	Horizontal
*	3482.0	43.5	1.7	45.2	88.4	-43.2	Peak	Vertical
	3711.5	39.6	2.4	42.0	74.0	-32.0	Peak	Vertical
	4825.0	37.5	6.1	43.6	74.0	-30.4	Peak	Vertical
*	5938.5	38.7	7.7	46.4	88.4	-42.0	Peak	Vertical

Note 1: "*" is not in restricted band, its limit is 30dBc of the fundamental emission level (118.4dBμV/m) or 15.209 which is higher.

Note 2: Measure Level (dBμV/m) = Reading Level (dBμV) + Factor (dB)

Factor (dB) = Cable Loss (dB) + Antenna Factor (dB/m) - Pre_Amplifier Gain (dB)

Product	OmniAccess Stellar	Temperature	26°C
Test Engineer	Cloud Guo	Relative Humidity	56%
Test Site	AC1	Test Date	2019/11/09
Test Mode	802.11b - Ant 0 + 1 (CDD Mode)	Test Channel	06
Model No.	OAW-AP1361D		
Remark	1. Average measurement was not performed if peak level lower than average limit. 2. Other frequency was 20dB below limit line within 1-18GHz, there is not show in the report.		

Mark	Frequency (MHz)	Reading Level (dBμV)	Factor (dB)	Measure Level (dBμV/m)	Limit (dBμV/m)	Margin (dB)	Detector	Polarization
*	3482.0	41.1	1.7	42.8	90.7	-47.9	Peak	Horizontal
	4204.5	38.1	3.8	41.9	74.0	-32.1	Peak	Horizontal
	4961.0	37.7	6.2	43.9	74.0	-30.1	Peak	Horizontal
*	6652.5	38.4	9.7	48.1	90.7	-42.6	Peak	Horizontal
*	3482.0	43.2	1.7	44.9	90.7	-45.8	Peak	Vertical
	4213.0	38.6	3.7	42.3	74.0	-31.7	Peak	Vertical
	4850.5	38.1	5.9	44.0	74.0	-30.0	Peak	Vertical
*	6049.0	38.4	7.7	46.1	90.7	-44.6	Peak	Vertical

Note 1: "*" is not in restricted band, its limit is 30dBc of the fundamental emission level (120.7dBμV/m) or 15.209 which is higher.

Note 2: Measure Level (dBμV/m) = Reading Level (dBμV) + Factor (dB)

Factor (dB) = Cable Loss (dB) + Antenna Factor (dB/m) - Pre_Amplifier Gain (dB)

Product	OmniAccess Stellar	Temperature	26°C
Test Engineer	Cloud Guo	Relative Humidity	56%
Test Site	AC1	Test Date	2019/11/09
Test Mode	802.11b - Ant 0 + 1 (CDD Mode)	Test Channel	11
Model No.	OAW-AP1361D		
Remark	1. Average measurement was not performed if peak level lower than average limit. 2. Other frequency was 20dB below limit line within 1-18GHz, there is not show in the report.		

Mark	Frequency (MHz)	Reading Level (dBμV)	Factor (dB)	Measure Level (dBμV/m)	Limit (dBμV/m)	Margin (dB)	Detector	Polarization
*	3482.0	41.8	0.8	42.6	90.5	-47.9	Peak	Horizontal
	3966.5	38.7	2.4	41.1	74.0	-32.9	Peak	Horizontal
	4901.5	36.9	6.1	43.0	74.0	-31.0	Peak	Horizontal
*	5590.0	37.8	7.3	45.1	90.5	-45.4	Peak	Horizontal
*	3482.0	42.5	1.7	44.2	90.5	-46.3	Peak	Vertical
	4017.5	38.4	3.3	41.7	74.0	-32.3	Peak	Vertical
	5088.5	36.6	6.8	43.4	74.0	-30.6	Peak	Vertical
*	6329.5	37.2	8.7	45.9	90.5	-44.6	Peak	Vertical

Note 1: "*" is not in restricted band, its limit is 30dBc of the fundamental emission level (120.5dBμV/m) or 15.209 which is higher.

Note 2: Measure Level (dBμV/m) = Reading Level (dBμV) + Factor (dB)

Factor (dB) = Cable Loss (dB) + Antenna Factor (dB/m) - Pre_Amplifier Gain (dB)

Product	OmniAccess Stellar	Temperature	26°C
Test Engineer	Cloud Guo	Relative Humidity	56%
Test Site	AC1	Test Date	2019/11/09
Test Mode	802.11g - Ant 0 + 1 (CDD Mode)	Test Channel	01
Model No.	OAW-AP1361D		
Remark	1. Average measurement was not performed if peak level lower than average limit. 2. Other frequency was 20dB below limit line within 1-18GHz, there is not show in the report.		

Mark	Frequency (MHz)	Reading Level (dBμV)	Factor (dB)	Measure Level (dBμV/m)	Limit (dBμV/m)	Margin (dB)	Detector	Polarization
*	3482.0	40.8	1.7	42.5	88.9	-46.4	Peak	Horizontal
	3992.0	37.8	3.4	41.2	74.0	-32.8	Peak	Horizontal
	5054.5	36.7	6.6	43.3	74.0	-30.7	Peak	Horizontal
*	6593.0	37.7	9.8	47.5	88.9	-41.4	Peak	Horizontal
*	3482.0	42.5	1.7	44.2	88.9	-44.7	Peak	Vertical
	3941.0	39.0	3.2	42.2	74.0	-31.8	Peak	Vertical
	4791.0	37.1	5.8	42.9	74.0	-31.1	Peak	Vertical
*	6763.0	36.9	9.9	46.8	88.9	-42.1	Peak	Vertical

Note 1: "*" is not in restricted band, its limit is 30dBc of the fundamental emission level (118.9dBμV/m) or 15.209 which is higher.

Note 2: Measure Level (dBμV/m) = Reading Level (dBμV) + Factor (dB)

Factor (dB) = Cable Loss (dB) + Antenna Factor (dB/m) - Pre_Amplifier Gain (dB)

Product	OmniAccess Stellar	Temperature	26°C
Test Engineer	Cloud Guo	Relative Humidity	56%
Test Site	AC1	Test Date	2019/11/09
Test Mode	802.11g - Ant 0 + 1 (CDD Mode)	Test Channel	06
Model No.	OAW-AP1361D		
Remark	1. Average measurement was not performed if peak level lower than average limit. 2. Other frequency was 20dB below limit line within 1-18GHz, there is not show in the report.		

Mark	Frequency (MHz)	Reading Level (dBμV)	Factor (dB)	Measure Level (dBμV/m)	Limit (dBμV/m)	Margin (dB)	Detector	Polarization
*	3482.0	40.5	1.7	42.2	92.4	-50.2	Peak	Horizontal
	4357.5	37.5	4.3	41.8	74.0	-32.2	Peak	Horizontal
	4969.5	37.3	6.3	43.6	74.0	-30.4	Peak	Horizontal
*	6508.0	36.9	9.7	46.6	92.4	-45.8	Peak	Horizontal
*	3482.0	42.7	1.7	44.4	92.4	-48.0	Peak	Vertical
	4162.0	38.4	3.7	42.1	74.0	-31.9	Peak	Vertical
	4612.5	38.2	5.1	43.3	74.0	-30.7	Peak	Vertical
*	6193.5	37.7	8.2	45.9	92.4	-46.5	Peak	Vertical

Note 1: "*" is not in restricted band, its limit is 30dBc of the fundamental emission level (122.4dBμV/m) or 15.209 which is higher.

Note 2: Measure Level (dBμV/m) = Reading Level (dBμV) + Factor (dB)

Factor (dB) = Cable Loss (dB) + Antenna Factor (dB/m) - Pre_Amplifier Gain (dB)

Product	OmniAccess Stellar	Temperature	26°C
Test Engineer	Cloud Guo	Relative Humidity	56%
Test Site	AC1	Test Date	2019/11/09
Test Mode	802.11g - Ant 0 + 1 (CDD Mode)	Test Channel	11
Model No.	OAW-AP1361D		
Remark	1. Average measurement was not performed if peak level lower than average limit. 2. Other frequency was 20dB below limit line within 1-18GHz, there is not show in the report.		

Mark	Frequency (MHz)	Reading Level (dBμV)	Factor (dB)	Measure Level (dBμV/m)	Limit (dBμV/m)	Margin (dB)	Detector	Polarization
*	3482.0	40.1	1.7	41.8	91.1	-49.3	Peak	Horizontal
	4918.5	37.1	6.1	43.2	74.0	-30.8	Peak	Horizontal
	5420.0	36.6	7.0	43.6	74.0	-30.4	Peak	Horizontal
*	6703.5	36.8	9.7	46.5	91.1	-44.6	Peak	Horizontal
*	3482.0	42.7	1.7	44.4	91.1	-46.7	Peak	Vertical
	4366.0	38.0	4.3	42.3	74.0	-31.7	Peak	Vertical
	5003.5	37.1	6.4	43.5	74.0	-30.5	Peak	Vertical
*	6508.0	37.4	9.7	47.1	91.1	-44.0	Peak	Vertical

Note 1: "*" is not in restricted band, its limit is 30dBc of the fundamental emission level (121.1dBμV/m) or 15.209 which is higher.

Note 2: Measure Level (dBμV/m) = Reading Level (dBμV) + Factor (dB)

Factor (dB) = Cable Loss (dB) + Antenna Factor (dB/m) - Pre_Amplifier Gain (dB)

Product	OmniAccess Stellar	Temperature	26°C
Test Engineer	Cloud Guo	Relative Humidity	56%
Test Site	AC1	Test Date	2019/11/09
Test Mode	802.11 n-HT20 - Ant 0 + 1 (CDD Mode)	Test Channel	01
Model No.	OAW-AP1361D		
Remark	1. Average measurement was not performed if peak level lower than average limit. 2. Other frequency was 20dB below limit line within 1-18GHz, there is not show in the report.		

Mark	Frequency (MHz)	Reading Level (dBμV)	Factor (dB)	Measure Level (dBμV/m)	Limit (dBμV/m)	Margin (dB)	Detector	Polarization
*	3482.0	40.8	1.7	42.5	88.4	-45.9	Peak	Horizontal
	4238.5	37.8	3.8	41.6	74.0	-32.4	Peak	Horizontal
	5029.0	37.0	6.5	43.5	74.0	-30.5	Peak	Horizontal
*	5649.5	37.8	7.1	44.9	88.4	-43.5	Peak	Horizontal
*	3482.0	42.5	1.7	44.2	88.4	-44.2	Peak	Vertical
	3830.5	38.8	2.9	41.7	74.0	-32.3	Peak	Vertical
	5097.0	36.9	6.8	43.7	74.0	-30.3	Peak	Vertical
*	6219.0	37.9	8.2	46.1	88.4	-42.3	Peak	Vertical

Note 1: "*" is not in restricted band, its limit is 30dBc of the fundamental emission level (118.4dBμV/m) or 15.209 which is higher.

Note 2: Measure Level (dBμV/m) = Reading Level (dBμV) + Factor (dB)

Factor (dB) = Cable Loss (dB) + Antenna Factor (dB/m) - Pre_Amplifier Gain (dB)

Product	OmniAccess Stellar	Temperature	26°C
Test Engineer	Cloud Guo	Relative Humidity	56%
Test Site	AC1	Test Date	2019/11/09
Test Mode	802.11 n-HT20 - Ant 0 + 1 (CDD Mode)	Test Channel	06
Model No.	OAW-AP1361D		
Remark	1. Average measurement was not performed if peak level lower than average limit. 2. Other frequency was 20dB below limit line within 1-18GHz, there is not show in the report.		

Mark	Frequency (MHz)	Reading Level (dBμV)	Factor (dB)	Measure Level (dBμV/m)	Limit (dBμV/m)	Margin (dB)	Detector	Polarization
*	3592.5	40.3	2.2	42.5	91.5	-49.0	Peak	Horizontal
	4298.0	38.4	4.0	42.4	74.0	-31.6	Peak	Horizontal
	4884.5	38.1	5.9	44.0	74.0	-30.0	Peak	Horizontal
*	5947.0	37.8	7.7	45.5	91.5	-46.0	Peak	Horizontal
*	3482.0	43.4	1.7	45.1	91.5	-46.4	Peak	Vertical
	4051.5	37.7	3.4	41.1	74.0	-32.9	Peak	Vertical
	4621.0	36.9	5.2	42.1	74.0	-31.9	Peak	Vertical
*	5233.0	37.3	6.8	44.1	91.5	-47.4	Peak	Vertical

Note 1: "*" is not in restricted band, its limit is 30dBc of the fundamental emission level (121.5dBμV/m) or 15.209 which is higher.

Note 2: Measure Level (dBμV/m) = Reading Level (dBμV) + Factor (dB)

Factor (dB) = Cable Loss (dB) + Antenna Factor (dB/m) - Pre_Amplifier Gain (dB)

Product	OmniAccess Stellar	Temperature	26°C
Test Engineer	Cloud Guo	Relative Humidity	56%
Test Site	AC1	Test Date	2019/11/09
Test Mode	802.11 n-HT20 - Ant 0 + 1 (CDD Mode)	Test Channel	11
Model No.	OAW-AP1361D		
Remark	1. Average measurement was not performed if peak level lower than average limit. 2. Other frequency was 20dB below limit line within 1-18GHz, there is not show in the report.		

Mark	Frequency (MHz)	Reading Level (dBμV)	Factor (dB)	Measure Level (dBμV/m)	Limit (dBμV/m)	Margin (dB)	Detector	Polarization
*	3482.0	40.4	1.7	42.1	90.8	-48.7	Peak	Horizontal
	4221.5	37.9	3.8	41.7	74.0	-32.3	Peak	Horizontal
	5063.0	36.6	6.7	43.3	74.0	-30.7	Peak	Horizontal
*	6516.5	38.1	9.6	47.7	90.8	-43.1	Peak	Horizontal
*	3482.0	42.7	1.7	44.4	90.8	-46.4	Peak	Vertical
	4000.5	37.5	3.3	40.8	74.0	-33.2	Peak	Vertical
	4901.5	37.3	6.1	43.4	74.0	-30.6	Peak	Vertical
*	6448.5	37.2	9.2	46.4	90.8	-44.4	Peak	Vertical

Note 1: "*" is not in restricted band, its limit is 30dBc of the fundamental emission level (120.8dBμV/m) or 15.209 which is higher.

Note 2: Measure Level (dBμV/m) = Reading Level (dBμV) + Factor (dB)

Factor (dB) = Cable Loss (dB) + Antenna Factor (dB/m) - Pre_Amplifier Gain (dB)

Product	OmniAccess Stellar	Temperature	26°C
Test Engineer	Cloud Guo	Relative Humidity	56%
Test Site	AC1	Test Date	2019/11/09
Test Mode	802.11 n-HT40 - Ant 0 + 1 (CDD Mode)	Test Channel	03
Model No.	OAW-AP1361D		
Remark	1. Average measurement was not performed if peak level lower than average limit. 2. Other frequency was 20dB below limit line within 1-18GHz, there is not show in the report.		

Mark	Frequency (MHz)	Reading Level (dBμV)	Factor (dB)	Measure Level (dBμV/m)	Limit (dBμV/m)	Margin (dB)	Detector	Polarization
*	3482.0	41.0	0.8	41.8	82.8	-41.0	Peak	Horizontal
	4060.0	38.6	2.7	41.3	74.0	-32.7	Peak	Horizontal
	4680.5	38.3	5.3	43.6	74.0	-30.4	Peak	Horizontal
*	6057.5	37.2	7.8	45.0	82.8	-37.8	Peak	Horizontal
*	3482.0	42.0	1.7	43.7	82.8	-39.1	Peak	Vertical
	4170.5	38.7	3.6	42.3	74.0	-31.7	Peak	Vertical
	5020.5	36.8	6.4	43.2	74.0	-30.8	Peak	Vertical
*	6176.5	37.9	8.3	46.2	82.8	-36.6	Peak	Vertical

Note 1: "*" is not in restricted band, its limit is 30dBc of the fundamental emission level (112.8dBμV/m) or 15.209 which is higher.

Note 2: Measure Level (dBμV/m) = Reading Level (dBμV) + Factor (dB)

Factor (dB) = Cable Loss (dB) + Antenna Factor (dB/m) - Pre_Amplifier Gain (dB)

Product	OmniAccess Stellar	Temperature	26°C
Test Engineer	Cloud Guo	Relative Humidity	56%
Test Site	AC1	Test Date	2019/11/09
Test Mode	802.11 n-HT40 - Ant 0 + 1 (CDD Mode)	Test Channel	06
Model No.	OAW-AP1361D		
Remark	1. Average measurement was not performed if peak level lower than average limit. 2. Other frequency was 20dB below limit line within 1-18GHz, there is not show in the report.		

Mark	Frequency (MHz)	Reading Level (dBμV)	Factor (dB)	Measure Level (dBμV/m)	Limit (dBμV/m)	Margin (dB)	Detector	Polarization
*	3431.0	40.9	1.3	42.2	88.3	-46.1	Peak	Horizontal
	4221.5	37.8	3.8	41.6	74.0	-32.4	Peak	Horizontal
	4927.0	36.1	6.1	42.2	74.0	-31.8	Peak	Horizontal
*	7043.5	38.2	10.9	49.1	88.3	-39.2	Peak	Horizontal
*	3482.0	42.1	1.7	43.8	88.3	-44.5	Peak	Vertical
	4009.0	36.8	3.3	40.1	74.0	-33.9	Peak	Vertical
	5411.5	34.7	7.0	41.7	74.0	-32.3	Peak	Vertical
*	6516.5	37.8	9.6	47.4	88.3	-40.9	Peak	Vertical

Note 1: "*" is not in restricted band, its limit is 30dBc of the fundamental emission level (118.3dBμV/m) or 15.209 which is higher.

Note 2: Measure Level (dBμV/m) = Reading Level (dBμV) + Factor (dB)

Factor (dB) = Cable Loss (dB) + Antenna Factor (dB/m) - Pre_Amplifier Gain (dB)

Product	OmniAccess Stellar	Temperature	26°C
Test Engineer	Cloud Guo	Relative Humidity	56%
Test Site	AC1	Test Date	2019/11/09
Test Mode	802.11 n-HT40 - Ant 0 + 1 (CDD Mode)	Test Channel	09
Model No.	OAW-AP1361D		
Remark	1. Average measurement was not performed if peak level lower than average limit. 2. Other frequency was 20dB below limit line within 1-18GHz, there is not show in the report.		

Mark	Frequency (MHz)	Reading Level (dBμV)	Factor (dB)	Measure Level (dBμV/m)	Limit (dBμV/m)	Margin (dB)	Detector	Polarization
*	3482.0	41.4	1.7	43.1	87.1	-44.0	Peak	Horizontal
	4391.5	38.5	4.5	43.0	74.0	-31.0	Peak	Horizontal
	5080.0	37.8	6.8	44.6	74.0	-29.4	Peak	Horizontal
*	6499.5	38.8	9.5	48.3	87.1	-38.8	Peak	Horizontal
*	3482.0	43.4	1.7	45.1	87.1	-42.0	Peak	Vertical
	4060.0	38.3	3.5	41.8	74.0	-32.2	Peak	Vertical
	5080.0	37.8	6.8	44.6	74.0	-29.4	Peak	Vertical
*	6499.5	38.8	9.5	48.3	87.1	-38.8	Peak	Vertical

Note 1: "*" is not in restricted band, its limit is 30dBc of the fundamental emission level (117.1dBμV/m) or 15.209 which is higher.

Note 2: Measure Level (dBμV/m) = Reading Level (dBμV) + Factor (dB)

Factor (dB) = Cable Loss (dB) + Antenna Factor (dB/m) - Pre_Amplifier Gain (dB)

Product	OmniAccess Stellar	Temperature	26°C
Test Engineer	Cloud Guo	Relative Humidity	56%
Test Site	AC1	Test Date	2019/11/09
Test Mode	802.11VHT20 - Ant 0 + 1 (CDD Mode)	Test Channel	01
Model No.	OAW-AP1361D		
Remark	1. Average measurement was not performed if peak level lower than average limit. 2. Other frequency was 20dB below limit line within 1-18GHz, there is not show in the report.		

Mark	Frequency (MHz)	Reading Level (dBμV)	Factor (dB)	Measure Level (dBμV/m)	Limit (dBμV/m)	Margin (dB)	Detector	Polarization
*	3482.0	40.3	1.7	42.0	88.4	-46.4	Peak	Horizontal
	4000.5	37.5	3.3	40.8	74.0	-33.2	Peak	Horizontal
	4978.0	37.0	6.4	43.4	74.0	-30.6	Peak	Horizontal
*	6729.0	38.2	9.7	47.9	88.4	-40.5	Peak	Horizontal
*	3482.0	42.2	1.7	43.9	88.4	-44.5	Peak	Vertical
	4876.0	35.2	5.9	41.1	74.0	-32.9	Peak	Vertical
	7468.5	38.9	11.8	50.7	74.0	-23.3	Peak	Vertical
*	8905.0	37.8	14.2	52.0	88.4	-36.4	Peak	Vertical

Note 1: "*" is not in restricted band, its limit is 30dBc of the fundamental emission level (118.4dBμV/m) or 15.209 which is higher.

Note 2: Measure Level (dBμV/m) = Reading Level (dBμV) + Factor (dB)

Factor (dB) = Cable Loss (dB) + Antenna Factor (dB/m) - Pre_Amplifier Gain (dB)

Product	OmniAccess Stellar	Temperature	26°C
Test Engineer	Cloud Guo	Relative Humidity	56%
Test Site	AC1	Test Date	2019/11/09
Test Mode	802.11VHT20 - Ant 0 + 1 (CDD Mode)	Test Channel	06
Model No.	OAW-AP1361D		
Remark	1. Average measurement was not performed if peak level lower than average limit. 2. Other frequency was 20dB below limit line within 1-18GHz, there is not show in the report.		

Mark	Frequency (MHz)	Reading Level (dBμV)	Factor (dB)	Measure Level (dBμV/m)	Limit (dBμV/m)	Margin (dB)	Detector	Polarization
*	3482.0	42.0	1.7	43.7	90.4	-46.7	Peak	Horizontal
	4281.0	36.6	4.0	40.6	74.0	-33.4	Peak	Horizontal
	5428.5	36.7	7.0	43.7	74.0	-30.3	Peak	Horizontal
*	8845.5	38.0	14.3	52.3	90.4	-38.1	Peak	Horizontal
*	3482.0	42.9	1.7	44.6	90.4	-45.8	Peak	Vertical
	4740.0	38.0	5.7	43.7	74.0	-30.3	Peak	Vertical
	7604.5	37.1	11.8	48.9	74.0	-25.1	Peak	Vertical
*	8718.0	37.1	13.9	51.0	90.4	-39.4	Peak	Vertical

Note 1: "*" is not in restricted band, its limit is 30dBc of the fundamental emission level (120.4dBμV/m) or 15.209 which is higher.

Note 2: Measure Level (dBμV/m) = Reading Level (dBμV) + Factor (dB)

Factor (dB) = Cable Loss (dB) + Antenna Factor (dB/m) - Pre_Amplifier Gain (dB)

Product	OmniAccess Stellar	Temperature	26°C
Test Engineer	Cloud Guo	Relative Humidity	56%
Test Site	AC1	Test Date	2019/11/09
Test Mode	802.11VHT20 - Ant 0 + 1 (CDD Mode)	Test Channel	11
Model No.	OAW-AP1361D		
Remark	1. Average measurement was not performed if peak level lower than average limit. 2. Other frequency was 20dB below limit line within 1-18GHz, there is not show in the report.		

Mark	Frequency (MHz)	Reading Level (dBμV)	Factor (dB)	Measure Level (dBμV/m)	Limit (dBμV/m)	Margin (dB)	Detector	Polarization
*	3482.0	40.9	1.7	42.6	90.7	-48.1	Peak	Horizontal
	4068.5	38.0	3.4	41.4	74.0	-32.6	Peak	Horizontal
	5063.0	36.7	6.7	43.4	74.0	-30.6	Peak	Horizontal
*	8760.5	37.7	14.2	51.9	90.7	-38.8	Peak	Horizontal
*	3482.0	42.6	1.7	44.3	90.7	-46.4	Peak	Vertical
	4153.5	37.0	3.6	40.6	74.0	-33.4	Peak	Vertical
	4910.0	37.0	6.2	43.2	74.0	-30.8	Peak	Vertical
*	6270.0	37.4	8.4	45.8	90.7	-44.9	Peak	Vertical

Note 1: "*" is not in restricted band, its limit is 30dBc of the fundamental emission level (120.7dBμV/m) or 15.209 which is higher.

Note 2: Measure Level (dBμV/m) = Reading Level (dBμV) + Factor (dB)

Factor (dB) = Cable Loss (dB) + Antenna Factor (dB/m) - Pre_Amplifier Gain (dB)

Product	OmniAccess Stellar	Temperature	26°C
Test Engineer	Cloud Guo	Relative Humidity	56%
Test Site	AC1	Test Date	2019/11/09
Test Mode	802.11VHT40 - Ant 0 + 1 (CDD Mode)	Test Channel	03
Model No.	OAW-AP1361D		
Remark	1. Average measurement was not performed if peak level lower than average limit. 2. Other frequency was 20dB below limit line within 1-18GHz, there is not show in the report.		

Mark	Frequency (MHz)	Reading Level (dBμV)	Factor (dB)	Measure Level (dBμV/m)	Limit (dBμV/m)	Margin (dB)	Detector	Polarization
*	3482.0	41.6	0.8	42.4	82.9	-40.5	Peak	Horizontal
	3822.0	39.8	1.9	41.7	74.0	-32.3	Peak	Horizontal
	4927.0	37.9	6.1	44.0	74.0	-30.0	Peak	Horizontal
*	6091.5	38.3	8.1	46.4	82.9	-36.5	Peak	Horizontal
*	3482.0	43.2	1.7	44.9	82.9	-38.0	Peak	Vertical
	4060.0	38.3	3.5	41.8	74.0	-32.2	Peak	Vertical
	4816.5	37.8	5.9	43.7	74.0	-30.3	Peak	Vertical
*	5564.5	37.3	7.2	44.5	82.9	-38.4	Peak	Vertical

Note 1: "*" is not in restricted band, its limit is 30dBc of the fundamental emission level (112.9dBμV/m) or 15.209 which is higher.

Note 2: Measure Level (dBμV/m) = Reading Level (dBμV) + Factor (dB)

Factor (dB) = Cable Loss (dB) + Antenna Factor (dB/m) - Pre_Amplifier Gain (dB)

Product	OmniAccess Stellar	Temperature	26°C
Test Engineer	Cloud Guo	Relative Humidity	56%
Test Site	AC1	Test Date	2019/11/09
Test Mode	802.11VHT40 - Ant 0 + 1 (CDD Mode)	Test Channel	06
Model No.	OAW-AP1361D		
Remark	1. Average measurement was not performed if peak level lower than average limit. 2. Other frequency was 20dB below limit line within 1-18GHz, there is not show in the report.		

Mark	Frequency (MHz)	Reading Level (dBμV)	Factor (dB)	Measure Level (dBμV/m)	Limit (dBμV/m)	Margin (dB)	Detector	Polarization
*	3482.0	43.1	1.7	44.8	84.6	-39.8	Peak	Horizontal
	4213.0	38.1	3.7	41.8	74.0	-32.2	Peak	Horizontal
	4825.0	37.1	6.1	43.2	74.0	-30.8	Peak	Horizontal
*	5802.5	38.2	7.5	45.7	84.6	-38.9	Peak	Horizontal
*	3482.0	43.3	1.7	45.0	84.6	-39.6	Peak	Vertical
	4170.5	37.4	3.6	41.0	74.0	-33.0	Peak	Vertical
	4867.5	37.4	5.9	43.3	74.0	-30.7	Peak	Vertical
*	5522.0	38.3	7.1	45.4	84.6	-39.2	Peak	Vertical

Note 1: "*" is not in restricted band, its limit is 30dBc of the fundamental emission level (114.6dBμV/m) or 15.209 which is higher.

Note 2: Measure Level (dBμV/m) = Reading Level (dBμV) + Factor (dB)

Factor (dB) = Cable Loss (dB) + Antenna Factor (dB/m) - Pre_Amplifier Gain (dB)

Product	OmniAccess Stellar	Temperature	26°C
Test Engineer	Cloud Guo	Relative Humidity	56%
Test Site	AC1	Test Date	2019/11/09
Test Mode	802.11VHT40 - Ant 0 + 1 (CDD Mode)	Test Channel	09
Model No.	OAW-AP1361D		
Remark	1. Average measurement was not performed if peak level lower than average limit. 2. Other frequency was 20dB below limit line within 1-18GHz, there is not show in the report.		

Mark	Frequency (MHz)	Reading Level (dBμV)	Factor (dB)	Measure Level (dBμV/m)	Limit (dBμV/m)	Margin (dB)	Detector	Polarization
*	3482.0	41.2	1.7	42.9	78.4	-35.5	Peak	Horizontal
	4289.5	38.4	4.0	42.4	74.0	-31.6	Peak	Horizontal
	4927.0	37.4	6.1	43.5	74.0	-30.5	Peak	Horizontal
*	6091.5	38.1	8.1	46.2	78.4	-32.2	Peak	Horizontal
*	3482.0	42.7	1.7	44.4	78.4	-34.0	Peak	Vertical
	3669.0	40.2	2.5	42.7	74.0	-31.3	Peak	Vertical
	4910.0	37.0	6.2	43.2	74.0	-30.8	Peak	Vertical
*	6032.0	37.0	7.9	44.9	78.4	-33.5	Peak	Vertical

Note 1: "*" is not in restricted band, its limit is 30dBc of the fundamental emission level (108.4dBμV/m) or 15.209 which is higher.

Note 2: Measure Level (dBμV/m) = Reading Level (dBμV) + Factor (dB)

Factor (dB) = Cable Loss (dB) + Antenna Factor (dB/m) - Pre_Amplifier Gain (dB)

Product	OmniAccess Stellar	Temperature	26°C
Test Engineer	Cloud Guo	Relative Humidity	56%
Test Site	AC1	Test Date	2019/11/09
Test Mode	802.11ax-HE20 - Ant 0 + 1 (CDD Mode)	Test Channel	01
Model No.	OAW-AP1361D		
Remark	1. Average measurement was not performed if peak level lower than average limit. 2. Other frequency was 20dB below limit line within 1-18GHz, there is not show in the report.		

Mark	Frequency (MHz)	Reading Level (dBμV)	Factor (dB)	Measure Level (dBμV/m)	Limit (dBμV/m)	Margin (dB)	Detector	Polarization
*	3482.0	40.1	1.7	41.8	89.1	-47.3	Peak	Horizontal
	4825.0	37.4	6.1	43.5	74.0	-30.5	Peak	Horizontal
	5394.5	37.2	6.8	44.0	74.0	-30.0	Peak	Horizontal
*	8641.5	37.9	13.6	51.5	89.1	-37.6	Peak	Horizontal
*	3482.0	42.8	1.7	44.5	89.1	-44.6	Peak	Vertical
	3983.5	38.2	3.3	41.5	74.0	-32.5	Peak	Vertical
	4952.5	37.0	6.2	43.2	74.0	-30.8	Peak	Vertical
*	7094.5	38.2	11.3	49.5	89.1	-39.6	Peak	Vertical

Note 1: "*" is not in restricted band, its limit is 30dBc of the fundamental emission level (119.1dBμV/m) or 15.209 which is higher.

Note 2: Measure Level (dBμV/m) = Reading Level (dBμV) + Factor (dB)

Factor (dB) = Cable Loss (dB) + Antenna Factor (dB/m) - Pre_Amplifier Gain (dB)

Product	OmniAccess Stellar	Temperature	26°C
Test Engineer	Cloud Guo	Relative Humidity	56%
Test Site	AC1	Test Date	2019/11/09
Test Mode	802.11ax-HE20 - Ant 0 + 1 (CDD Mode)	Test Channel	06
Model No.	OAW-AP1361D		
Remark	1. Average measurement was not performed if peak level lower than average limit. 2. Other frequency was 20dB below limit line within 1-18GHz, there is not show in the report.		

Mark	Frequency (MHz)	Reading Level (dBμV)	Factor (dB)	Measure Level (dBμV/m)	Limit (dBμV/m)	Margin (dB)	Detector	Polarization
*	3482.0	41.2	0.8	42.0	92.4	-50.4	Peak	Horizontal
	4111.0	38.8	3.0	41.8	74.0	-32.2	Peak	Horizontal
	4757.0	38.4	5.4	43.8	74.0	-30.2	Peak	Horizontal
*	6567.5	37.4	9.5	46.9	92.4	-45.5	Peak	Horizontal
*	3482.0	42.6	1.7	44.3	92.4	-48.1	Peak	Vertical
	4757.0	37.9	5.8	43.7	74.0	-30.3	Peak	Vertical
	7434.5	38.3	11.9	50.2	74.0	-23.8	Peak	Vertical
*	7995.5	37.5	12.5	50.0	92.4	-42.4	Peak	Vertical

Note 1: "*" is not in restricted band, its limit is 30dBc of the fundamental emission level (122.4dBμV/m) or 15.209 which is higher.

Note 2: Measure Level (dBμV/m) = Reading Level (dBμV) + Factor (dB)

Factor (dB) = Cable Loss (dB) + Antenna Factor (dB/m) - Pre_Amplifier Gain (dB)

Product	OmniAccess Stellar	Temperature	26°C
Test Engineer	Cloud Guo	Relative Humidity	56%
Test Site	AC1	Test Date	2019/11/09
Test Mode	802.11ax-HE20 - Ant 0 + 1 (CDD Mode)	Test Channel	11
Model No.	OAW-AP1361D		
Remark	1. Average measurement was not performed if peak level lower than average limit. 2. Other frequency was 20dB below limit line within 1-18GHz, there is not show in the report.		

Mark	Frequency (MHz)	Reading Level (dBμV)	Factor (dB)	Measure Level (dBμV/m)	Limit (dBμV/m)	Margin (dB)	Detector	Polarization
*	3482.0	41.8	1.7	43.5	91.3	-47.8	Peak	Horizontal
	5029.0	37.2	6.5	43.7	74.0	-30.3	Peak	Horizontal
	5428.5	36.1	7.0	43.1	74.0	-30.9	Peak	Horizontal
*	7145.5	37.9	11.3	49.2	91.3	-42.1	Peak	Horizontal
*	3482.0	43.4	1.7	45.1	91.3	-46.2	Peak	Vertical
	4094.0	39.3	3.4	42.7	74.0	-31.3	Peak	Vertical
	4859.0	37.8	5.9	43.7	74.0	-30.3	Peak	Vertical
*	7196.5	37.9	11.6	49.5	91.3	-41.8	Peak	Vertical

Note 1: "*" is not in restricted band, its limit is 30dBc of the fundamental emission level (121.3dBμV/m) or 15.209 which is higher.

Note 2: Measure Level (dBμV/m) = Reading Level (dBμV) + Factor (dB)

Factor (dB) = Cable Loss (dB) + Antenna Factor (dB/m) - Pre_Amplifier Gain (dB)

Product	OmniAccess Stellar	Temperature	26°C
Test Engineer	Cloud Guo	Relative Humidity	56%
Test Site	AC1	Test Date	2019/11/09
Test Mode	802.11ax-HE40 - Ant 0 + 1 (CDD Mode)	Test Channel	03
Model No.	OAW-AP1361D		
Remark	1. Average measurement was not performed if peak level lower than average limit. 2. Other frequency was 20dB below limit line within 1-18GHz, there is not show in the report.		

Mark	Frequency (MHz)	Reading Level (dBμV)	Factor (dB)	Measure Level (dBμV/m)	Limit (dBμV/m)	Margin (dB)	Detector	Polarization
*	3482.0	40.6	1.7	42.3	82.2	-39.9	Peak	Horizontal
	4043.0	38.0	3.3	41.3	74.0	-32.7	Peak	Horizontal
	4910.0	37.5	6.2	43.7	74.0	-30.3	Peak	Horizontal
*	6542.0	38.5	9.5	48.0	82.2	-34.2	Peak	Horizontal
*	3482.0	42.7	1.7	44.4	82.2	-37.8	Peak	Vertical
	3881.5	38.4	3.0	41.4	74.0	-32.6	Peak	Vertical
	4995.0	37.4	6.4	43.8	74.0	-30.2	Peak	Vertical
*	5955.5	37.7	7.6	45.3	82.2	-36.9	Peak	Vertical

Note 1: "*" is not in restricted band, its limit is 30dBc of the fundamental emission level (112.2dBμV/m) or 15.209 which is higher.

Note 2: Measure Level (dBμV/m) = Reading Level (dBμV) + Factor (dB)

Factor (dB) = Cable Loss (dB) + Antenna Factor (dB/m) - Pre_Amplifier Gain (dB)

Product	OmniAccess Stellar	Temperature	26°C
Test Engineer	Cloud Guo	Relative Humidity	56%
Test Site	AC1	Test Date	2019/11/09
Test Mode	802.11ax-HE40 - Ant 0 + 1 (CDD Mode)	Test Channel	06
Model No.	OAW-AP1361D		
Remark	1. Average measurement was not performed if peak level lower than average limit. 2. Other frequency was 20dB below limit line within 1-18GHz, there is not show in the report.		

Mark	Frequency (MHz)	Reading Level (dBμV)	Factor (dB)	Measure Level (dBμV/m)	Limit (dBμV/m)	Margin (dB)	Detector	Polarization
*	3482.0	40.6	1.7	42.3	84.6	-42.3	Peak	Horizontal
	3720.0	40.1	2.5	42.6	74.0	-31.4	Peak	Horizontal
	4825.0	37.2	6.1	43.3	74.0	-30.7	Peak	Horizontal
*	5972.5	37.8	7.7	45.5	84.6	-39.1	Peak	Horizontal
*	3482.0	42.8	1.7	44.5	84.6	-40.1	Peak	Vertical
	4026.0	38.6	3.3	41.9	74.0	-32.1	Peak	Vertical
	4706.0	37.8	5.4	43.2	74.0	-30.8	Peak	Vertical
*	6117.0	37.9	8.0	45.9	84.6	-38.7	Peak	Vertical

Note 1: "*" is not in restricted band, its limit is 30dBc of the fundamental emission level (114.6dBμV/m) or 15.209 which is higher.

Note 2: Measure Level (dBμV/m) = Reading Level (dBμV) + Factor (dB)

Factor (dB) = Cable Loss (dB) + Antenna Factor (dB/m) - Pre_Amplifier Gain (dB)

Product	OmniAccess Stellar	Temperature	26°C
Test Engineer	Cloud Guo	Relative Humidity	56%
Test Site	AC1	Test Date	2019/11/09
Test Mode	802.11ax-HE40 - Ant 0 + 1 (CDD Mode)	Test Channel	09
Model No.	OAW-AP1361D		
Remark	1. Average measurement was not performed if peak level lower than average limit. 2. Other frequency was 20dB below limit line within 1-18GHz, there is not show in the report.		

Mark	Frequency (MHz)	Reading Level (dBμV)	Factor (dB)	Measure Level (dBμV/m)	Limit (dBμV/m)	Margin (dB)	Detector	Polarization
*	3482.0	40.6	1.7	42.3	83.7	-41.4	Peak	Horizontal
	3941.0	37.9	3.2	41.1	74.0	-32.9	Peak	Horizontal
	4918.5	37.0	6.1	43.1	74.0	-30.9	Peak	Horizontal
*	5496.5	37.3	7.2	44.5	83.7	-39.2	Peak	Horizontal
*	3482.0	43.6	1.7	45.3	83.7	-38.4	Peak	Vertical
	4153.5	39.4	3.6	43.0	74.0	-31.0	Peak	Vertical
	5012.0	37.2	6.3	43.5	74.0	-30.5	Peak	Vertical
*	6890.5	37.4	10.0	47.4	83.7	-36.3	Peak	Vertical

Note 1: "*" is not in restricted band, its limit is 30dBc of the fundamental emission level (113.7dBμV/m) or 15.209 which is higher.

Note 2: Measure Level (dBμV/m) = Reading Level (dBμV) + Factor (dB)

Factor (dB) = Cable Loss (dB) + Antenna Factor (dB/m) - Pre_Amplifier Gain (dB)

Product	OmniAccess Stellar	Temperature	26°C
Test Engineer	Cloud Guo	Relative Humidity	56%
Test Site	AC1	Test Date	2019/11/09
Test Mode	802.11 n-HT20 - Ant 0 + 1 (Beam-Forming Mode)	Test Channel	01
Model No.	OAW-AP1361D		
Remark	1. Average measurement was not performed if peak level lower than average limit. 2. Other frequency was 20dB below limit line within 1-18GHz, there is not show in the report.		

Mark	Frequency (MHz)	Reading Level (dBμV)	Factor (dB)	Measure Level (dBμV/m)	Limit (dBμV/m)	Margin (dB)	Detector	Polarization
*	3482.0	40.5	1.7	42.2	89.0	-46.8	Peak	Horizontal
	3754.0	39.8	2.6	42.4	74.0	-31.6	Peak	Horizontal
	4247.0	38.1	3.9	42.0	74.0	-32.0	Peak	Horizontal
*	6363.5	38.5	8.8	47.3	89.0	-41.7	Peak	Horizontal
*	3482.0	43.2	1.7	44.9	89.0	-44.1	Peak	Vertical
	4315.0	37.7	4.1	41.8	74.0	-32.2	Peak	Vertical
	5063.0	36.2	6.7	42.9	74.0	-31.1	Peak	Vertical
*	6584.5	37.5	9.8	47.3	89.0	-41.7	Peak	Vertical

Note 1: "*" is not in restricted band, its limit is 30dBc of the fundamental emission level (119.0dBμV/m) or 15.209 which is higher.

Note 2: Measure Level (dBμV/m) = Reading Level (dBμV) + Factor (dB)

Factor (dB) = Cable Loss (dB) + Antenna Factor (dB/m) - Pre_Amplifier Gain (dB)

Product	OmniAccess Stellar	Temperature	26°C
Test Engineer	Cloud Guo	Relative Humidity	56%
Test Site	AC1	Test Date	2019/11/09
Test Mode	802.11 n-HT20 - Ant 0 + 1 (Beam-Forming Mode)	Test Channel	06
Model No.	OAW-AP1361D		
Remark	1. Average measurement was not performed if peak level lower than average limit. 2. Other frequency was 20dB below limit line within 1-18GHz, there is not show in the report.		

Mark	Frequency (MHz)	Reading Level (dBμV)	Factor (dB)	Measure Level (dBμV/m)	Limit (dBμV/m)	Margin (dB)	Detector	Polarization
*	3482.0	40.7	1.7	42.4	89.8	-47.4	Peak	Horizontal
	3941.0	38.3	3.2	41.5	74.0	-32.5	Peak	Horizontal
	4799.5	37.2	5.8	43.0	74.0	-31.0	Peak	Horizontal
*	6559.0	37.5	9.6	47.1	89.8	-42.7	Peak	Horizontal
*	3482.0	43.7	1.7	45.4	89.8	-44.4	Peak	Vertical
	4051.5	38.4	3.4	41.8	74.0	-32.2	Peak	Vertical
	4893.0	37.0	6.0	43.0	74.0	-31.0	Peak	Vertical
*	5326.5	38.2	6.7	44.9	89.8	-44.9	Peak	Vertical

Note 1: "*" is not in restricted band, its limit is 30dBc of the fundamental emission level (119.8dBμV/m) or 15.209 which is higher.

Note 2: Measure Level (dBμV/m) = Reading Level (dBμV) + Factor (dB)

Factor (dB) = Cable Loss (dB) + Antenna Factor (dB/m) - Pre_Amplifier Gain (dB)

Product	OmniAccess Stellar	Temperature	26°C
Test Engineer	Cloud Guo	Relative Humidity	56%
Test Site	AC1	Test Date	2019/11/09
Test Mode	802.11 n-HT20 - Ant 0 + 1 (Beam-Forming Mode)	Test Channel	11
Model No.	OAW-AP1361D		
Remark	1. Average measurement was not performed if peak level lower than average limit. 2. Other frequency was 20dB below limit line within 1-18GHz, there is not show in the report.		

Mark	Frequency (MHz)	Reading Level (dBμV)	Factor (dB)	Measure Level (dBμV/m)	Limit (dBμV/m)	Margin (dB)	Detector	Polarization
*	3482.0	40.1	1.7	41.8	86.2	-44.4	Peak	Horizontal
	4791.0	37.9	5.8	43.7	74.0	-30.3	Peak	Horizontal
	5411.5	36.5	7.0	43.5	74.0	-30.5	Peak	Horizontal
*	6576.0	38.8	9.7	48.5	86.2	-37.7	Peak	Horizontal
*	3482.0	43.1	1.7	44.8	86.2	-41.4	Peak	Vertical
	4204.5	38.8	3.8	42.6	74.0	-31.4	Peak	Vertical
	5029.0	37.1	6.5	43.6	74.0	-30.4	Peak	Vertical
*	5862.0	35.9	7.6	43.5	86.2	-42.7	Peak	Vertical

Note 1: "*" is not in restricted band, its limit is 30dBc of the fundamental emission level (116.2dBμV/m) or 15.209 which is higher.

Note 2: Measure Level (dBμV/m) = Reading Level (dBμV) + Factor (dB)

Factor (dB) = Cable Loss (dB) + Antenna Factor (dB/m) - Pre_Amplifier Gain (dB)

Product	OmniAccess Stellar	Temperature	26°C
Test Engineer	Cloud Guo	Relative Humidity	56%
Test Site	AC1	Test Date	2019/11/09
Test Mode	802.11 n-HT40 - Ant 0 + 1 (Beam-Forming Mode)	Test Channel	03
Model No.	OAW-AP1361D		
Remark	1. Average measurement was not performed if peak level lower than average limit. 2. Other frequency was 20dB below limit line within 1-18GHz, there is not show in the report.		

Mark	Frequency (MHz)	Reading Level (dBμV)	Factor (dB)	Measure Level (dBμV/m)	Limit (dBμV/m)	Margin (dB)	Detector	Polarization
*	3482.0	42.4	1.7	44.1	80.3	-36.2	Peak	Horizontal
	4374.5	37.3	4.4	41.7	74.0	-32.3	Peak	Horizontal
	4893.0	37.3	6.0	43.3	74.0	-30.7	Peak	Horizontal
*	6440.0	35.7	9.2	44.9	80.3	-35.4	Peak	Horizontal
*	3482.0	43.4	1.7	45.1	80.3	-35.2	Peak	Vertical
	4162.0	37.8	3.7	41.5	74.0	-32.5	Peak	Vertical
	5071.5	36.8	6.7	43.5	74.0	-30.5	Peak	Vertical
*	5972.5	37.8	7.7	45.5	80.3	-34.8	Peak	Vertical

Note 1: "*" is not in restricted band, its limit is 30dBc of the fundamental emission level (110.3dBμV/m) or 15.209 which is higher.

Note 2: Measure Level (dBμV/m) = Reading Level (dBμV) + Factor (dB)

Factor (dB) = Cable Loss (dB) + Antenna Factor (dB/m) - Pre_Amplifier Gain (dB)

Product	OmniAccess Stellar	Temperature	26°C
Test Engineer	Cloud Guo	Relative Humidity	56%
Test Site	AC1	Test Date	2019/11/09
Test Mode	802.11 n-HT40 - Ant 0 + 1 (Beam-Forming Mode)	Test Channel	06
Model No.	OAW-AP1361D		
Remark	1. Average measurement was not performed if peak level lower than average limit. 2. Other frequency was 20dB below limit line within 1-18GHz, there is not show in the report.		

Mark	Frequency (MHz)	Reading Level (dBμV)	Factor (dB)	Measure Level (dBμV/m)	Limit (dBμV/m)	Margin (dB)	Detector	Polarization
*	3125.0	41.0	1.4	42.4	82.4	-40.0	Peak	Horizontal
	4051.5	38.8	3.4	42.2	74.0	-31.8	Peak	Horizontal
	4816.5	36.9	5.9	42.8	74.0	-31.2	Peak	Horizontal
*	6695.0	37.6	9.7	47.3	82.4	-35.1	Peak	Horizontal
*	3482.0	43.5	1.7	45.2	82.4	-37.2	Peak	Vertical
	4374.5	37.7	4.4	42.1	74.0	-31.9	Peak	Vertical
	4986.5	36.6	6.4	43.0	74.0	-31.0	Peak	Vertical
*	5734.5	37.2	7.4	44.6	82.4	-37.8	Peak	Vertical

Note 1: "*" is not in restricted band, its limit is 30dBc of the fundamental emission level (112.4dBμV/m) or 15.209 which is higher.

Note 2: Measure Level (dBμV/m) = Reading Level (dBμV) + Factor (dB)

Factor (dB) = Cable Loss (dB) + Antenna Factor (dB/m) - Pre_Amplifier Gain (dB)

Product	OmniAccess Stellar	Temperature	26°C
Test Engineer	Cloud Guo	Relative Humidity	56%
Test Site	AC1	Test Date	2019/11/09
Test Mode	802.11 n-HT40 - Ant 0 + 1 (Beam-Forming Mode)	Test Channel	09
Model No.	OAW-AP1361D		
Remark	1. Average measurement was not performed if peak level lower than average limit. 2. Other frequency was 20dB below limit line within 1-18GHz, there is not show in the report.		

Mark	Frequency (MHz)	Reading Level (dBμV)	Factor (dB)	Measure Level (dBμV/m)	Limit (dBμV/m)	Margin (dB)	Detector	Polarization
*	3482.0	40.5	1.7	42.2	78.9	-36.7	Peak	Horizontal
	4026.0	39.4	3.3	42.7	74.0	-31.3	Peak	Horizontal
	5063.0	36.9	6.7	43.6	74.0	-30.4	Peak	Horizontal
*	5828.0	37.7	7.8	45.5	78.9	-33.4	Peak	Horizontal
*	3482.0	43.7	1.7	45.4	78.9	-33.5	Peak	Vertical
	4323.5	37.7	4.2	41.9	74.0	-32.1	Peak	Vertical
	5148.0	37.0	6.8	43.8	74.0	-30.2	Peak	Vertical
*	6134.0	37.2	8.1	45.3	78.9	-33.6	Peak	Vertical

Note 1: "*" is not in restricted band, its limit is 30dBc of the fundamental emission level (108.9dBμV/m) or 15.209 which is higher.

Note 2: Measure Level (dBμV/m) = Reading Level (dBμV) + Factor (dB)

Factor (dB) = Cable Loss (dB) + Antenna Factor (dB/m) - Pre_Amplifier Gain (dB)

Product	OmniAccess Stellar	Temperature	26°C
Test Engineer	Cloud Guo	Relative Humidity	56%
Test Site	AC1	Test Date	2019/11/09
Test Mode	802.11VHT20 - Ant 0 + 1 (Beam-Forming Mode)	Test Channel	01
Model No.	OAW-AP1361D		
Remark	1. Average measurement was not performed if peak level lower than average limit. 2. Other frequency was 20dB below limit line within 1-18GHz, there is not show in the report.		

Mark	Frequency (MHz)	Reading Level (dBμV)	Factor (dB)	Measure Level (dBμV/m)	Limit (dBμV/m)	Margin (dB)	Detector	Polarization
*	3482.0	43.0	1.7	44.7	84.8	-40.1	Peak	Horizontal
	3890.0	39.5	3.0	42.5	74.0	-31.5	Peak	Horizontal
	4876.0	37.5	5.9	43.4	74.0	-30.6	Peak	Horizontal
*	5998.0	37.7	7.9	45.6	84.8	-39.2	Peak	Horizontal
*	3482.0	43.1	1.7	44.8	84.8	-40.0	Peak	Vertical
	4136.5	37.9	3.6	41.5	74.0	-32.5	Peak	Vertical
	5080.0	37.5	6.8	44.3	74.0	-29.7	Peak	Vertical
*	6040.5	38.1	7.8	45.9	84.8	-38.9	Peak	Vertical

Note 1: "*" is not in restricted band, its limit is 30dBc of the fundamental emission level (114.8dBμV/m) or 15.209 which is higher.

Note 2: Measure Level (dBμV/m) = Reading Level (dBμV) + Factor (dB)

Factor (dB) = Cable Loss (dB) + Antenna Factor (dB/m) - Pre_Amplifier Gain (dB)

Product	OmniAccess Stellar	Temperature	26°C
Test Engineer	Cloud Guo	Relative Humidity	56%
Test Site	AC1	Test Date	2019/11/09
Test Mode	802.11VHT20 - Ant 0 + 1 (Beam-Forming Mode)	Test Channel	06
Model No.	OAW-AP1361D		
Remark	1. Average measurement was not performed if peak level lower than average limit. 2. Other frequency was 20dB below limit line within 1-18GHz, there is not show in the report.		

Mark	Frequency (MHz)	Reading Level (dBμV)	Factor (dB)	Measure Level (dBμV/m)	Limit (dBμV/m)	Margin (dB)	Detector	Polarization
*	3482.0	41.3	1.7	43.0	88.6	-45.6	Peak	Horizontal
	5080.0	36.7	6.8	43.5	74.0	-30.5	Peak	Horizontal
	5437.0	37.2	7.0	44.2	74.0	-29.8	Peak	Horizontal
*	7094.5	37.3	11.3	48.6	88.6	-40.0	Peak	Horizontal
*	3482.0	42.4	1.7	44.1	88.6	-44.5	Peak	Vertical
	4340.5	37.5	4.3	41.8	74.0	-32.2	Peak	Vertical
	4825.0	36.9	6.1	43.0	74.0	-31.0	Peak	Vertical
*	6406.0	38.8	8.9	47.7	88.6	-40.9	Peak	Vertical

Note 1: "*" is not in restricted band, its limit is 30dBc of the fundamental emission level (118.6dBμV/m) or 15.209 which is higher.

Note 2: Measure Level (dBμV/m) = Reading Level (dBμV) + Factor (dB)

Factor (dB) = Cable Loss (dB) + Antenna Factor (dB/m) - Pre_Amplifier Gain (dB)

Product	OmniAccess Stellar	Temperature	26°C
Test Engineer	Cloud Guo	Relative Humidity	56%
Test Site	AC1	Test Date	2019/11/09
Test Mode	802.11VHT20 - Ant 0 + 1 (Beam-Forming Mode)	Test Channel	11
Model No.	OAW-AP1361D		
Remark	1. Average measurement was not performed if peak level lower than average limit. 2. Other frequency was 20dB below limit line within 1-18GHz, there is not show in the report.		

Mark	Frequency (MHz)	Reading Level (dBμV)	Factor (dB)	Measure Level (dBμV/m)	Limit (dBμV/m)	Margin (dB)	Detector	Polarization
*	3482.0	41.0	1.7	42.7	88.2	-45.5	Peak	Horizontal
	4162.0	38.8	3.7	42.5	74.0	-31.5	Peak	Horizontal
	5105.5	37.3	6.7	44.0	74.0	-30.0	Peak	Horizontal
*	6100.0	37.8	8.1	45.9	88.2	-42.3	Peak	Horizontal
*	3482.0	44.1	1.7	45.8	88.2	-42.4	Peak	Vertical
	5105.5	36.9	6.7	43.6	74.0	-30.4	Peak	Vertical
	5428.5	36.6	7.0	43.6	74.0	-30.4	Peak	Vertical
*	6635.5	37.4	9.6	47.0	88.2	-41.2	Peak	Vertical

Note 1: "*" is not in restricted band, its limit is 30dBc of the fundamental emission level (118.2dBμV/m) or 15.209 which is higher.

Note 2: Measure Level (dBμV/m) = Reading Level (dBμV) + Factor (dB)

Factor (dB) = Cable Loss (dB) + Antenna Factor (dB/m) - Pre_Amplifier Gain (dB)

Product	OmniAccess Stellar	Temperature	26°C
Test Engineer	Cloud Guo	Relative Humidity	56%
Test Site	AC1	Test Date	2019/11/09
Test Mode	802.11VHT40 - Ant 0 + 1 (Beam-Forming Mode)	Test Channel	03
Model No.	OAW-AP1361D		
Remark	1. Average measurement was not performed if peak level lower than average limit. 2. Other frequency was 20dB below limit line within 1-18GHz, there is not show in the report.		

Mark	Frequency (MHz)	Reading Level (dBμV)	Factor (dB)	Measure Level (dBμV/m)	Limit (dBμV/m)	Margin (dB)	Detector	Polarization
*	3482.0	40.6	1.7	42.3	84.5	-42.2	Peak	Horizontal
	4374.5	38.4	4.4	42.8	74.0	-31.2	Peak	Horizontal
	5080.0	37.0	6.8	43.8	74.0	-30.2	Peak	Horizontal
*	5913.0	37.3	7.9	45.2	84.5	-39.3	Peak	Horizontal
*	3482.0	43.0	1.7	44.7	84.5	-39.8	Peak	Vertical
	4060.0	38.0	3.5	41.5	74.0	-32.5	Peak	Vertical
	5037.5	37.1	6.5	43.6	74.0	-30.4	Peak	Vertical
*	6185.0	37.8	8.2	46.0	84.5	-38.5	Peak	Vertical

Note 1: "*" is not in restricted band, its limit is 30dBc of the fundamental emission level (114.5dBμV/m) or 15.209 which is higher.

Note 2: Measure Level (dBμV/m) = Reading Level (dBμV) + Factor (dB)

Factor (dB) = Cable Loss (dB) + Antenna Factor (dB/m) - Pre_Amplifier Gain (dB)

Product	OmniAccess Stellar	Temperature	26°C
Test Engineer	Cloud Guo	Relative Humidity	56%
Test Site	AC1	Test Date	2019/11/09
Test Mode	802.11VHT40 - Ant 0 + 1 (Beam-Forming Mode)	Test Channel	06
Model No.	OAW-AP1361D		
Remark	1. Average measurement was not performed if peak level lower than average limit. 2. Other frequency was 20dB below limit line within 1-18GHz, there is not show in the report.		

Mark	Frequency (MHz)	Reading Level (dBμV)	Factor (dB)	Measure Level (dBμV/m)	Limit (dBμV/m)	Margin (dB)	Detector	Polarization
*	3482.0	43.3	1.7	45.0	85.3	-40.3	Peak	Horizontal
	4000.5	38.9	3.3	42.2	74.0	-31.8	Peak	Horizontal
	4910.0	36.5	6.2	42.7	74.0	-31.3	Peak	Horizontal
*	7069.0	37.3	11.0	48.3	85.3	-37.0	Peak	Horizontal
*	3482.0	42.9	1.7	44.6	85.3	-40.7	Peak	Vertical
	3992.0	38.7	2.5	41.2	74.0	-32.8	Peak	Vertical
	4825.0	37.6	5.5	43.1	74.0	-30.9	Peak	Vertical
*	6389.0	37.9	8.8	46.7	85.3	-38.6	Peak	Vertical

Note 1: "*" is not in restricted band, its limit is 30dBc of the fundamental emission level (115.3dBμV/m) or 15.209 which is higher.

Note 2: Measure Level (dBμV/m) = Reading Level (dBμV) + Factor (dB)

Factor (dB) = Cable Loss (dB) + Antenna Factor (dB/m) - Pre_Amplifier Gain (dB)

Product	OmniAccess Stellar	Temperature	26°C
Test Engineer	Cloud Guo	Relative Humidity	56%
Test Site	AC1	Test Date	2019/11/09
Test Mode	802.11VHT40 - Ant 0 + 1 (Beam-Forming Mode)	Test Channel	09
Model No.	OAW-AP1361D		
Remark	1. Average measurement was not performed if peak level lower than average limit. 2. Other frequency was 20dB below limit line within 1-18GHz, there is not show in the report.		

Mark	Frequency (MHz)	Reading Level (dBμV)	Factor (dB)	Measure Level (dBμV/m)	Limit (dBμV/m)	Margin (dB)	Detector	Polarization
*	3482.0	41.8	1.7	43.5	82.5	-39.0	Peak	Horizontal
	4136.5	37.1	3.6	40.7	74.0	-33.3	Peak	Horizontal
	4901.5	37.3	6.1	43.4	74.0	-30.6	Peak	Horizontal
*	6414.5	37.7	9.0	46.7	82.5	-35.8	Peak	Horizontal
*	3482.0	43.0	1.7	44.7	82.5	-37.8	Peak	Vertical
	4162.0	38.1	3.7	41.8	74.0	-32.2	Peak	Vertical
	5029.0	37.1	6.1	43.2	74.0	-30.8	Peak	Vertical
*	6295.5	37.2	8.3	45.5	82.5	-37.0	Peak	Vertical

Note 1: "*" is not in restricted band, its limit is 30dBc of the fundamental emission level (112.5dBμV/m) or 15.209 which is higher.

Note 2: Measure Level (dBμV/m) = Reading Level (dBμV) + Factor (dB)

Factor (dB) = Cable Loss (dB) + Antenna Factor (dB/m) - Pre_Amplifier Gain (dB)

Product	OmniAccess Stellar	Temperature	26°C
Test Engineer	Cloud Guo	Relative Humidity	56%
Test Site	AC1	Test Date	2019/11/09
Test Mode	802.11ax-HE20 - Ant 0 + 1 (Beam-Forming Mode)	Test Channel	01
Model No.	OAW-AP1361D		
Remark	1. Average measurement was not performed if peak level lower than average limit. 2. Other frequency was 20dB below limit line within 1-18GHz, there is not show in the report.		

Mark	Frequency (MHz)	Reading Level (dBμV)	Factor (dB)	Measure Level (dBμV/m)	Limit (dBμV/m)	Margin (dB)	Detector	Polarization
*	3482.0	40.4	1.7	42.1	86.3	-44.2	Peak	Horizontal
	4332.0	37.5	4.3	41.8	74.0	-32.2	Peak	Horizontal
	5037.5	37.8	6.5	44.3	74.0	-29.7	Peak	Horizontal
*	6618.5	37.9	9.6	47.5	86.3	-38.8	Peak	Horizontal
*	3482.0	42.2	1.7	43.9	86.3	-42.4	Peak	Vertical
	3822.0	38.4	2.9	41.3	74.0	-32.7	Peak	Vertical
	4748.5	37.2	5.7	42.9	74.0	-31.1	Peak	Vertical
*	5964.0	38.6	7.6	46.2	86.3	-40.1	Peak	Vertical

Note 1: "*" is not in restricted band, its limit is 30dBc of the fundamental emission level (116.3dBμV/m) or 15.209 which is higher.

Note 2: Measure Level (dBμV/m) = Reading Level (dBμV) + Factor (dB)

Factor (dB) = Cable Loss (dB) + Antenna Factor (dB/m) - Pre_Amplifier Gain (dB)

Product	OmniAccess Stellar	Temperature	26°C
Test Engineer	Cloud Guo	Relative Humidity	56%
Test Site	AC1	Test Date	2019/11/09
Test Mode	802.11ax-HE20 - Ant 0 + 1 (Beam-Forming Mode)	Test Channel	06
Model No.	OAW-AP1361D		
Remark	1. Average measurement was not performed if peak level lower than average limit. 2. Other frequency was 20dB below limit line within 1-18GHz, there is not show in the report.		

Mark	Frequency (MHz)	Reading Level (dBμV)	Factor (dB)	Measure Level (dBμV/m)	Limit (dBμV/m)	Margin (dB)	Detector	Polarization
*	3482.0	40.8	1.7	42.5	88.3	-45.8	Peak	Horizontal
	4383.0	38.0	4.5	42.5	74.0	-31.5	Peak	Horizontal
	4808.0	37.8	5.8	43.6	74.0	-30.4	Peak	Horizontal
*	6159.5	38.2	8.2	46.4	88.3	-41.9	Peak	Horizontal
*	3482.0	41.7	1.7	43.4	88.3	-44.9	Peak	Vertical
	3898.5	38.9	3.1	42.0	74.0	-32.0	Peak	Vertical
	4986.5	36.3	6.4	42.7	74.0	-31.3	Peak	Vertical
*	5828.0	37.2	7.8	45.0	88.3	-43.3	Peak	Vertical

Note 1: "*" is not in restricted band, its limit is 30dBc of the fundamental emission level (118.3dBμV/m) or 15.209 which is higher.

Note 2: Measure Level (dBμV/m) = Reading Level (dBμV) + Factor (dB)

Factor (dB) = Cable Loss (dB) + Antenna Factor (dB/m) - Pre_Amplifier Gain (dB)

Product	OmniAccess Stellar	Temperature	26°C
Test Engineer	Cloud Guo	Relative Humidity	56%
Test Site	AC1	Test Date	2019/11/09
Test Mode	802.11ax-HE20 - Ant 0 + 1 (Beam-Forming Mode)	Test Channel	11
Model No.	OAW-AP1361D		
Remark	1. Average measurement was not performed if peak level lower than average limit. 2. Other frequency was 20dB below limit line within 1-18GHz, there is not show in the report.		

Mark	Frequency (MHz)	Reading Level (dBμV)	Factor (dB)	Measure Level (dBμV/m)	Limit (dBμV/m)	Margin (dB)	Detector	Polarization
*	3125.0	40.4	1.4	41.8	87.8	-46.0	Peak	Horizontal
	3890.0	38.7	3.0	41.7	74.0	-32.3	Peak	Horizontal
	5131.0	37.1	6.9	44.0	74.0	-30.0	Peak	Horizontal
*	6431.5	37.9	9.2	47.1	87.8	-40.7	Peak	Horizontal
*	3482.0	41.4	1.7	43.1	87.8	-44.7	Peak	Vertical
	4128.0	38.0	3.6	41.6	74.0	-32.4	Peak	Vertical
	4646.5	37.1	5.3	42.4	74.0	-31.6	Peak	Vertical
*	5955.5	37.5	7.6	45.1	87.8	-42.7	Peak	Vertical

Note 1: "*" is not in restricted band, its limit is 30dBc of the fundamental emission level (117.8dBμV/m) or 15.209 which is higher.

Note 2: Measure Level (dBμV/m) = Reading Level (dBμV) + Factor (dB)

Factor (dB) = Cable Loss (dB) + Antenna Factor (dB/m) - Pre_Amplifier Gain (dB)

Product	OmniAccess Stellar	Temperature	26°C
Test Engineer	Cloud Guo	Relative Humidity	56%
Test Site	AC1	Test Date	2019/11/09
Test Mode	802.11ax-HE40 - Ant 0 + 1 (Beam-Forming Mode)	Test Channel	03
Model No.	OAW-AP1361D		
Remark	1. Average measurement was not performed if peak level lower than average limit. 2. Other frequency was 20dB below limit line within 1-18GHz, there is not show in the report.		

Mark	Frequency (MHz)	Reading Level (dBμV)	Factor (dB)	Measure Level (dBμV/m)	Limit (dBμV/m)	Margin (dB)	Detector	Polarization
*	3482.0	40.9	1.7	42.6	80.1	-37.5	Peak	Horizontal
	4128.0	38.2	3.6	41.8	74.0	-32.2	Peak	Horizontal
	5071.5	36.6	6.7	43.3	74.0	-30.7	Peak	Horizontal
*	6083.0	37.4	8.1	45.5	80.1	-34.6	Peak	Horizontal
*	3482.0	43.2	1.7	44.9	80.1	-35.2	Peak	Vertical
	4255.5	37.6	4.0	41.6	74.0	-32.4	Peak	Vertical
	4927.0	36.9	6.1	43.0	74.0	-31.0	Peak	Vertical
*	5743.0	37.6	7.4	45.0	80.1	-35.1	Peak	Vertical

Note 1: "*" is not in restricted band, its limit is 30dBc of the fundamental emission level (110.1dBμV/m) or 15.209 which is higher.

Note 2: Measure Level (dBμV/m) = Reading Level (dBμV) + Factor (dB)

Factor (dB) = Cable Loss (dB) + Antenna Factor (dB/m) - Pre_Amplifier Gain (dB)

Product	OmniAccess Stellar	Temperature	26°C
Test Engineer	Cloud Guo	Relative Humidity	56%
Test Site	AC1	Test Date	2019/11/09
Test Mode	802.11ax-HE40 - Ant 0 + 1 (Beam-Forming Mode)	Test Channel	06
Model No.	OAW-AP1361D		
Remark	1. Average measurement was not performed if peak level lower than average limit. 2. Other frequency was 20dB below limit line within 1-18GHz, there is not show in the report.		

Mark	Frequency (MHz)	Reading Level (dBμV)	Factor (dB)	Measure Level (dBμV/m)	Limit (dBμV/m)	Margin (dB)	Detector	Polarization
*	3482.0	41.6	1.7	43.3	84.3	-41.0	Peak	Horizontal
	4247.0	37.8	3.9	41.7	74.0	-32.3	Peak	Horizontal
	4825.0	36.6	6.1	42.7	74.0	-31.3	Peak	Horizontal
*	6142.5	37.8	8.1	45.9	84.3	-38.4	Peak	Horizontal
*	3482.0	43.2	1.7	44.9	84.3	-39.4	Peak	Vertical
	4034.5	38.8	3.3	42.1	74.0	-31.9	Peak	Vertical
	4825.0	37.1	6.1	43.2	74.0	-30.8	Peak	Vertical
*	6355.0	36.7	8.9	45.6	84.3	-38.7	Peak	Vertical

Note 1: "*" is not in restricted band, its limit is 30dBc of the fundamental emission level (114.3dBμV/m) or 15.209 which is higher.

Note 2: Measure Level (dBμV/m) = Reading Level (dBμV) + Factor (dB)

Factor (dB) = Cable Loss (dB) + Antenna Factor (dB/m) - Pre_Amplifier Gain (dB)

Product	OmniAccess Stellar	Temperature	26°C
Test Engineer	Cloud Guo	Relative Humidity	56%
Test Site	AC1	Test Date	2019/11/09
Test Mode	802.11ax-HE40 - Ant 0 + 1 (Beam-Forming Mode)	Test Channel	09
Model No.	OAW-AP1361D		
Remark	1. Average measurement was not performed if peak level lower than average limit. 2. Other frequency was 20dB below limit line within 1-18GHz, there is not show in the report.		

Mark	Frequency (MHz)	Reading Level (dBμV)	Factor (dB)	Measure Level (dBμV/m)	Limit (dBμV/m)	Margin (dB)	Detector	Polarization
*	3482.0	40.6	1.7	42.3	83.2	-40.9	Peak	Horizontal
	4000.5	38.0	3.3	41.3	74.0	-32.7	Peak	Horizontal
	4842.0	38.3	5.9	44.2	74.0	-29.8	Peak	Horizontal
*	6729.0	38.2	9.7	47.9	83.2	-35.3	Peak	Horizontal
*	3482.0	43.3	1.7	45.0	83.2	-38.2	Peak	Vertical
	4374.5	38.2	4.4	42.6	74.0	-31.4	Peak	Vertical
	4816.5	37.1	5.9	43.0	74.0	-31.0	Peak	Vertical
*	7026.5	37.4	10.9	48.3	83.2	-34.9	Peak	Vertical

Note 1: "*" is not in restricted band, its limit is 30dBc of the fundamental emission level (113.2dBμV/m) or 15.209 which is higher.

Note 2: Measure Level (dBμV/m) = Reading Level (dBμV) + Factor (dB)

Factor (dB) = Cable Loss (dB) + Antenna Factor (dB/m) - Pre_Amplifier Gain (dB)

Product	OmniAccess Stellar	Temperature	26°C
Test Engineer	Cloud Guo	Relative Humidity	56%
Test Site	AC1	Test Date	2019/11/09
Test Mode	802.11b	Test Channel	01
Model No.	OAW-AP1361D – Scan Antenna		
Remark	1. Average measurement was not performed if peak level lower than average limit. 2. Other frequency was 20dB below limit line within 1-18GHz, there is not show in the report.		

Mark	Frequency (MHz)	Reading Level (dBμV)	Factor (dB)	Measure Level (dBμV/m)	Limit (dBμV/m)	Margin (dB)	Detector	Polarization
*	7205.0	32.5	12.2	44.7	77.8	-33.1	Peak	Horizontal
*	7842.5	32.3	11.9	44.2	77.8	-33.6	Peak	Horizontal
	8386.5	32.6	12.3	44.9	74.0	-29.1	Peak	Horizontal
	9092.0	30.3	14.5	44.8	74.0	-29.2	Peak	Horizontal
*	7128.5	31.7	11.7	43.4	77.8	-34.4	Peak	Vertical
*	7961.5	33.0	12.4	45.4	77.8	-32.4	Peak	Vertical
	8412.0	33.0	12.4	45.4	74.0	-28.6	Peak	Vertical
	9177.0	30.8	14.4	45.2	74.0	-28.8	Peak	Vertical

Note 1: "*" is not in restricted band, its limit is 30dBc of the fundamental emission level (107.8dBμV/m) or 15.209 which is higher.

Note 2: Measure Level (dBμV/m) = Reading Level (dBμV) + Factor (dB)

Factor (dB) = Cable Loss (dB) + Antenna Factor (dB/m) - Pre_Amplifier Gain (dB)

Product	OmniAccess Stellar	Temperature	26°C
Test Engineer	Cloud Guo	Relative Humidity	56%
Test Site	AC1	Test Date	2019/11/09
Test Mode	802.11b	Test Channel	06
Model No.	OAW-AP1361D – Scan Antenna		
Remark	1. Average measurement was not performed if peak level lower than average limit. 2. Other frequency was 20dB below limit line within 1-18GHz, there is not show in the report.		

Mark	Frequency (MHz)	Reading Level (dBμV)	Factor (dB)	Measure Level (dBμV/m)	Limit (dBμV/m)	Margin (dB)	Detector	Polarization
*	7094.5	32.0	11.8	43.8	78.8	-35.0	Peak	Horizontal
*	8021.0	29.1	12.4	41.5	78.8	-37.3	Peak	Horizontal
	8165.5	31.4	12.3	43.7	74.0	-30.3	Peak	Horizontal
	9151.5	29.6	14.7	44.3	74.0	-29.7	Peak	Horizontal
*	7052.0	31.5	11.3	42.8	78.8	-36.0	Peak	Vertical
*	7842.5	32.8	11.9	44.7	78.8	-34.1	Peak	Vertical
	8403.5	31.8	12.4	44.2	74.0	-29.8	Peak	Vertical
	9049.5	30.0	14.2	44.2	74.0	-29.8	Peak	Vertical

Note 1: "*" is not in restricted band, its limit is 30dBc of the fundamental emission level (108.8dBμV/m) or 15.209 which is higher.

Note 2: Measure Level (dBμV/m) = Reading Level (dBμV) + Factor (dB)

Factor (dB) = Cable Loss (dB) + Antenna Factor (dB/m) - Pre_Amplifier Gain (dB)

Product	OmniAccess Stellar	Temperature	26°C
Test Engineer	Cloud Guo	Relative Humidity	56%
Test Site	AC1	Test Date	2019/11/09
Test Mode	802.11b	Test Channel	11
Model No.	OAW-AP1361D – Scan Antenna		
Remark	1. Average measurement was not performed if peak level lower than average limit. 2. Other frequency was 20dB below limit line within 1-18GHz, there is not show in the report.		

Mark	Frequency (MHz)	Reading Level (dBμV)	Factor (dB)	Measure Level (dBμV/m)	Limit (dBμV/m)	Margin (dB)	Detector	Polarization
*	7196.5	32.7	12.1	44.8	78.2	-33.4	Peak	Horizontal
*	7817.0	33.6	11.9	45.5	78.2	-32.7	Peak	Horizontal
	8403.5	32.8	12.4	45.2	74.0	-28.8	Peak	Horizontal
	9134.5	29.4	14.7	44.1	74.0	-29.9	Peak	Horizontal
*	6550.5	33.9	8.7	42.6	78.2	-35.6	Peak	Vertical
*	7018.0	33.7	10.6	44.3	78.2	-33.9	Peak	Vertical
	7417.5	33.7	12.1	45.8	74.0	-28.2	Peak	Vertical
	8395.0	32.2	12.4	44.6	74.0	-29.4	Peak	Vertical

Note 1: "*" is not in restricted band, its limit is 30dBc of the fundamental emission level (108.2dBμV/m) or 15.209 which is higher.

Note 2: Measure Level (dBμV/m) = Reading Level (dBμV) + Factor (dB)

Factor (dB) = Cable Loss (dB) + Antenna Factor (dB/m) - Pre_Amplifier Gain (dB)

Product	OmniAccess Stellar	Temperature	26°C
Test Engineer	Cloud Guo	Relative Humidity	56%
Test Site	AC1	Test Date	2019/11/09
Test Mode	802.11g	Test Channel	01
Model No.	OAW-AP1361D – Scan Antenna		
Remark	1. Average measurement was not performed if peak level lower than average limit. 2. Other frequency was 20dB below limit line within 1-18GHz, there is not show in the report.		

Mark	Frequency (MHz)	Reading Level (dBμV)	Factor (dB)	Measure Level (dBμV/m)	Limit (dBμV/m)	Margin (dB)	Detector	Polarization
*	7205.0	31.9	12.2	44.1	78.3	-34.2	Peak	Horizontal
*	7842.5	31.5	11.9	43.4	78.3	-34.9	Peak	Horizontal
	8327.0	29.9	12.3	42.2	74.0	-31.8	Peak	Horizontal
	9092.0	31.0	14.5	45.5	74.0	-28.5	Peak	Horizontal
*	6924.5	32.2	10.2	42.4	78.3	-35.9	Peak	Vertical
*	7936.0	32.7	12.2	44.9	78.3	-33.4	Peak	Vertical
	8386.5	30.5	12.3	42.8	74.0	-31.2	Peak	Vertical
	9049.5	31.6	14.2	45.8	74.0	-28.2	Peak	Vertical

Note 1: "*" is not in restricted band, its limit is 30dBc of the fundamental emission level (108.3dBμV/m) or 15.209 which is higher.

Note 2: Measure Level (dBμV/m) = Reading Level (dBμV) + Factor (dB)

Factor (dB) = Cable Loss (dB) + Antenna Factor (dB/m) - Pre_Amplifier Gain (dB)

Product	OmniAccess Stellar	Temperature	26°C
Test Engineer	Cloud Guo	Relative Humidity	56%
Test Site	AC1	Test Date	2019/11/09
Test Mode	802.11g	Test Channel	06
Model No.	OAW-AP1361D – Scan Antenna		
Remark	1. Average measurement was not performed if peak level lower than average limit. 2. Other frequency was 20dB below limit line within 1-18GHz, there is not show in the report.		

Mark	Frequency (MHz)	Reading Level (dBμV)	Factor (dB)	Measure Level (dBμV/m)	Limit (dBμV/m)	Margin (dB)	Detector	Polarization
*	7171.0	32.1	11.8	43.9	79.3	-35.4	Peak	Horizontal
*	7953.0	33.2	12.3	45.5	79.3	-33.8	Peak	Horizontal
	8293.0	31.0	12.2	43.2	74.0	-30.8	Peak	Horizontal
	9049.5	30.4	14.2	44.6	74.0	-29.4	Peak	Horizontal
*	7094.5	32.5	11.8	44.3	79.3	-35.0	Peak	Vertical
*	7953.0	33.7	12.3	46.0	79.3	-33.3	Peak	Vertical
	8072.0	33.4	12.5	45.9	74.0	-28.1	Peak	Vertical
	9049.5	30.6	14.2	44.8	74.0	-29.2	Peak	Vertical

Note 1: "*" is not in restricted band, its limit is 30dBc of the fundamental emission level (109.3dBμV/m) or 15.209 which is higher.

Note 2: Measure Level (dBμV/m) = Reading Level (dBμV) + Factor (dB)

Factor (dB) = Cable Loss (dB) + Antenna Factor (dB/m) - Pre_Amplifier Gain (dB)

Product	OmniAccess Stellar	Temperature	26°C
Test Engineer	Cloud Guo	Relative Humidity	56%
Test Site	AC1	Test Date	2019/11/09
Test Mode	802.11g	Test Channel	11
Model No.	OAW-AP1361D – Scan Antenna		
Remark	1. Average measurement was not performed if peak level lower than average limit. 2. Other frequency was 20dB below limit line within 1-18GHz, there is not show in the report.		

Mark	Frequency (MHz)	Reading Level (dBμV)	Factor (dB)	Measure Level (dBμV/m)	Limit (dBμV/m)	Margin (dB)	Detector	Polarization
*	7188.0	32.0	11.9	43.9	78.1	-34.2	Peak	Horizontal
*	7868.0	32.9	12.1	45.0	78.1	-33.1	Peak	Horizontal
	8403.5	32.3	12.4	44.7	74.0	-29.3	Peak	Horizontal
	9151.5	30.4	14.7	45.1	74.0	-28.9	Peak	Horizontal
*	6967.0	33.2	10.5	43.7	78.1	-34.4	Peak	Vertical
*	7842.5	31.5	11.9	43.4	78.1	-34.7	Peak	Horizontal
	8199.5	30.2	12.3	42.5	74.0	-31.5	Peak	Vertical
	9092.0	30.3	14.5	44.8	74.0	-29.2	Peak	Vertical

Note 1: "*" is not in restricted band, its limit is 30dBc of the fundamental emission level (108.1dBμV/m) or 15.209 which is higher.

Note 2: Measure Level (dBμV/m) = Reading Level (dBμV) + Factor (dB)

Factor (dB) = Cable Loss (dB) + Antenna Factor (dB/m) - Pre_Amplifier Gain (dB)

Product	OmniAccess Stellar	Temperature	26°C
Test Engineer	Cloud Guo	Relative Humidity	56%
Test Site	AC1	Test Date	2019/11/09
Test Mode	802.11b - Ant 0 + 1 (CDD Mode)	Test Channel	01
Model No.	OAW-AP1362		
Remark	1. Average measurement was not performed if peak level lower than average limit. 2. Other frequency was 20dB below limit line within 1-18GHz, there is not show in the report.		

Mark	Frequency (MHz)	Reading Level (dBμV)	Factor (dB)	Measure Level (dBμV/m)	Limit (dBμV/m)	Margin (dB)	Detector	Polarization
*	3482.0	40.2	-0.1	40.1	86.3	-46.2	Peak	Horizontal
*	5845.0	33.0	6.0	39.0	86.3	-47.3	Peak	Horizontal
	7519.5	31.8	11.9	43.7	74.0	-30.3	Peak	Horizontal
	11565.5	30.5	19.5	50.0	74.0	-24.0	Peak	Horizontal
*	3482.0	41.6	-0.1	41.5	86.3	-44.8	Peak	Vertical
*	5573.0	33.8	4.8	38.6	86.3	-47.7	Peak	Vertical
	7545.0	31.3	12.3	43.6	74.0	-30.4	Peak	Vertical
	11965.0	29.9	20.3	50.2	74.0	-23.8	Peak	Vertical

Note 1: "*" is not in restricted band, its limit is 30dBc of the fundamental emission level (116.3dBμV/m) or 15.209 which is higher.

Note 2: Measure Level (dBμV/m) = Reading Level (dBμV) + Factor (dB)

Factor (dB) = Cable Loss (dB) + Antenna Factor (dB/m) - Pre_Amplifier Gain (dB)

Product	OmniAccess Stellar	Temperature	26°C
Test Engineer	Cloud Guo	Relative Humidity	56%
Test Site	AC1	Test Date	2019/11/09
Test Mode	802.11b - Ant 0 + 1 (CDD Mode)	Test Channel	06
Model No.	OAW-AP1362		
Remark	1. Average measurement was not performed if peak level lower than average limit. 2. Other frequency was 20dB below limit line within 1-18GHz, there is not show in the report.		

Mark	Frequency (MHz)	Reading Level (dBμV)	Factor (dB)	Measure Level (dBμV/m)	Limit (dBμV/m)	Margin (dB)	Detector	Polarization
*	3482.0	41.1	-0.1	41.0	91.4	-50.4	Peak	Horizontal
*	5496.5	34.1	4.5	38.6	91.4	-52.8	Peak	Horizontal
	7315.5	31.3	12.2	43.5	74.0	-30.5	Peak	Horizontal
	8165.5	31.1	12.3	43.4	74.0	-30.6	Peak	Horizontal
*	3482.0	42.2	-0.1	42.1	91.4	-49.3	Peak	Vertical
*	5216.0	33.6	4.2	37.8	91.4	-53.6	Peak	Vertical
	7358.0	31.0	12.2	43.2	74.0	-30.8	Peak	Vertical
	9423.5	30.8	14.8	45.6	74.0	-28.4	Peak	Vertical

Note 1: "*" is not in restricted band, its limit is 30dBc of the fundamental emission level (121.4dBμV/m) or 15.209 which is higher.

Note 2: Measure Level (dBμV/m) = Reading Level (dBμV) + Factor (dB)

Factor (dB) = Cable Loss (dB) + Antenna Factor (dB/m) - Pre_Amplifier Gain (dB)

Product	OmniAccess Stellar	Temperature	26°C
Test Engineer	Cloud Guo	Relative Humidity	56%
Test Site	AC1	Test Date	2019/11/09
Test Mode	802.11b - Ant 0 + 1 (CDD Mode)	Test Channel	11
Model No.	OAW-AP1362		
Remark	1. Average measurement was not performed if peak level lower than average limit. 2. Other frequency was 20dB below limit line within 1-18GHz, there is not show in the report.		

Mark	Frequency (MHz)	Reading Level (dBμV)	Factor (dB)	Measure Level (dBμV/m)	Limit (dBμV/m)	Margin (dB)	Detector	Polarization
*	3482.0	40.5	-0.1	40.4	90.9	-50.5	Peak	Horizontal
*	6168.0	32.8	7.0	39.8	90.9	-51.1	Peak	Horizontal
	7477.0	30.9	12.2	43.1	74.0	-30.9	Peak	Horizontal
	8276.0	30.2	12.3	42.5	74.0	-31.5	Peak	Horizontal
*	3482.0	41.0	-0.1	40.9	90.9	-50.0	Peak	Vertical
*	5734.5	33.6	5.5	39.1	90.9	-51.8	Peak	Vertical
	7281.5	30.9	11.8	42.7	74.0	-31.3	Peak	Vertical
	9032.5	30.5	14.4	44.9	74.0	-29.1	Peak	Vertical

Note 1: "*" is not in restricted band, its limit is 30dBc of the fundamental emission level (120.9dBμV/m) or 15.209 which is higher.

Note 2: Measure Level (dBμV/m) = Reading Level (dBμV) + Factor (dB)

Factor (dB) = Cable Loss (dB) + Antenna Factor (dB/m) - Pre_Amplifier Gain (dB)

Product	OmniAccess Stellar	Temperature	26°C
Test Engineer	Cloud Guo	Relative Humidity	56%
Test Site	AC1	Test Date	2019/11/09
Test Mode	802.11g - Ant 0 + 1 (CDD Mode)	Test Channel	01
Model No.	OAW-AP1362		
Remark	1. Average measurement was not performed if peak level lower than average limit. 2. Other frequency was 20dB below limit line within 1-18GHz, there is not show in the report.		

Mark	Frequency (MHz)	Reading Level (dBμV)	Factor (dB)	Measure Level (dBμV/m)	Limit (dBμV/m)	Margin (dB)	Detector	Polarization
*	3482.0	41.2	-0.1	41.1	88.0	-46.9	Peak	Horizontal
*	4425.5	33.4	3.0	36.4	88.0	-51.6	Peak	Horizontal
	5411.5	32.7	4.7	37.4	74.0	-36.6	Peak	Horizontal
	7553.5	31.2	12.1	43.3	74.0	-30.7	Peak	Horizontal
*	3482.0	41.2	-0.1	41.1	88.0	-46.9	Peak	Vertical
*	4459.5	33.4	3.0	36.4	88.0	-51.6	Peak	Vertical
	4646.5	34.7	3.8	38.5	74.0	-35.5	Peak	Vertical
	7570.5	31.6	12.1	43.7	74.0	-30.3	Peak	Vertical

Note 1: "*" is not in restricted band, its limit is 30dBc of the fundamental emission level (118.0dBμV/m) or 15.209 which is higher.

Note 2: Measure Level (dBμV/m) = Reading Level (dBμV) + Factor (dB)

Factor (dB) = Cable Loss (dB) + Antenna Factor (dB/m) - Pre_Amplifier Gain (dB)

Product	OmniAccess Stellar	Temperature	26°C
Test Engineer	Cloud Guo	Relative Humidity	56%
Test Site	AC1	Test Date	2019/11/09
Test Mode	802.11g - Ant 0 + 1 (CDD Mode)	Test Channel	06
Model No.	OAW-AP1362		
Remark	1. Average measurement was not performed if peak level lower than average limit. 2. Other frequency was 20dB below limit line within 1-18GHz, there is not show in the report.		

Mark	Frequency (MHz)	Reading Level (dBμV)	Factor (dB)	Measure Level (dBμV/m)	Limit (dBμV/m)	Margin (dB)	Detector	Polarization
*	3142.0	37.6	-0.7	36.9	92.2	-55.3	Peak	Horizontal
*	3482.0	40.9	-0.1	40.8	92.2	-51.4	Peak	Horizontal
	4026.0	36.5	1.4	37.9	74.0	-36.1	Peak	Horizontal
	4638.0	34.0	3.6	37.6	74.0	-36.4	Peak	Horizontal
*	3482.0	41.8	-0.1	41.7	92.2	-50.5	Peak	Vertical
*	4485.0	32.0	2.9	34.9	92.2	-57.3	Peak	Vertical
	4918.5	33.6	4.2	37.8	74.0	-36.2	Peak	Vertical
	7307.0	31.7	12.1	43.8	74.0	-30.2	Peak	Vertical

Note 1: "*" is not in restricted band, its limit is 30dBc of the fundamental emission level (122.2dBμV/m) or 15.209 which is higher.

Note 2: Measure Level (dBμV/m) = Reading Level (dBμV) + Factor (dB)

Factor (dB) = Cable Loss (dB) + Antenna Factor (dB/m) - Pre_Amplifier Gain (dB)

Product	OmniAccess Stellar	Temperature	26°C
Test Engineer	Cloud Guo	Relative Humidity	56%
Test Site	AC1	Test Date	2019/11/09
Test Mode	802.11g - Ant 0 + 1 (CDD Mode)	Test Channel	11
Model No.	OAW-AP1362		
Remark	1. Average measurement was not performed if peak level lower than average limit. 2. Other frequency was 20dB below limit line within 1-18GHz, there is not show in the report.		

Mark	Frequency (MHz)	Reading Level (dBμV)	Factor (dB)	Measure Level (dBμV/m)	Limit (dBμV/m)	Margin (dB)	Detector	Polarization
*	3482.0	41.7	-0.1	41.6	91.3	-49.7	Peak	Horizontal
*	6533.5	33.4	8.7	42.1	91.3	-49.2	Peak	Horizontal
	7400.5	32.4	12.0	44.4	74.0	-29.6	Peak	Horizontal
	8191.0	30.8	12.5	43.3	74.0	-30.7	Peak	Horizontal
*	3482.0	41.8	-0.1	41.7	91.3	-49.6	Peak	Vertical
*	6244.5	33.4	7.2	40.6	91.3	-50.7	Peak	Horizontal
	7553.5	31.9	12.1	44.0	74.0	-30.0	Peak	Vertical
	9185.5	31.0	14.5	45.5	74.0	-28.5	Peak	Vertical

Note 1: "*" is not in restricted band, its limit is 30dBc of the fundamental emission level (121.3dBμV/m) or 15.209 which is higher.

Note 2: Measure Level (dBμV/m) = Reading Level (dBμV) + Factor (dB)

Factor (dB) = Cable Loss (dB) + Antenna Factor (dB/m) - Pre_Amplifier Gain (dB)

Product	OmniAccess Stellar	Temperature	26°C
Test Engineer	Cloud Guo	Relative Humidity	56%
Test Site	AC1	Test Date	2019/11/09
Test Mode	802.11 n-HT20 - Ant 0 + 1 (CDD Mode)	Test Channel	01
Model No.	OAW-AP1362		
Remark	1. Average measurement was not performed if peak level lower than average limit. 2. Other frequency was 20dB below limit line within 1-18GHz, there is not show in the report.		

Mark	Frequency (MHz)	Reading Level (dBμV)	Factor (dB)	Measure Level (dBμV/m)	Limit (dBμV/m)	Margin (dB)	Detector	Polarization
*	3193.0	37.4	-0.9	36.5	87.1	-50.6	Peak	Horizontal
*	3482.0	40.9	-0.1	40.8	87.1	-46.3	Peak	Horizontal
	5046.0	33.8	4.5	38.3	74.0	-35.7	Peak	Horizontal
	7553.5	31.5	12.1	43.6	74.0	-30.4	Peak	Horizontal
*	3482.0	41.5	-0.1	41.4	87.1	-45.7	Peak	Vertical
*	6754.5	33.0	9.3	42.3	87.1	-44.8	Peak	Vertical
	7621.5	30.0	11.9	41.9	74.0	-32.1	Peak	Vertical
	9134.5	31.7	14.7	46.4	74.0	-27.6	Peak	Vertical

Note 1: "*" is not in restricted band, its limit is 30dBc of the fundamental emission level (117.1dBμV/m) or 15.209 which is higher.

Note 2: Measure Level (dBμV/m) = Reading Level (dBμV) + Factor (dB)

Factor (dB) = Cable Loss (dB) + Antenna Factor (dB/m) - Pre_Amplifier Gain (dB)

Product	OmniAccess Stellar	Temperature	26°C
Test Engineer	Cloud Guo	Relative Humidity	56%
Test Site	AC1	Test Date	2019/11/09
Test Mode	802.11 n-HT20 - Ant 0 + 1 (CDD Mode)	Test Channel	06
Model No.	OAW-AP1362		
Remark	1. Average measurement was not performed if peak level lower than average limit. 2. Other frequency was 20dB below limit line within 1-18GHz, there is not show in the report.		

Mark	Frequency (MHz)	Reading Level (dBμV)	Factor (dB)	Measure Level (dBμV/m)	Limit (dBμV/m)	Margin (dB)	Detector	Polarization
*	3159.0	37.1	-0.6	36.5	92.5	-56.0	Peak	Horizontal
*	3482.0	40.4	-0.1	40.3	92.5	-52.2	Peak	Horizontal
	4663.5	34.1	4.0	38.1	74.0	-35.9	Peak	Horizontal
	7443.0	31.2	12.2	43.4	74.0	-30.6	Peak	Horizontal
*	3482.0	41.5	-0.1	41.4	92.5	-51.1	Peak	Vertical
*	6967.0	31.9	10.5	42.4	92.5	-50.1	Peak	Vertical
	7434.5	31.0	12.1	43.1	74.0	-30.9	Peak	Vertical
	10690.0	31.6	17.6	49.2	74.0	-24.8	Peak	Vertical

Note 1: "*" is not in restricted band, its limit is 30dBc of the fundamental emission level (122.5dBμV/m) or 15.209 which is higher.

Note 2: Measure Level (dBμV/m) = Reading Level (dBμV) + Factor (dB)

Factor (dB) = Cable Loss (dB) + Antenna Factor (dB/m) - Pre_Amplifier Gain (dB)

Product	OmniAccess Stellar	Temperature	26°C
Test Engineer	Cloud Guo	Relative Humidity	56%
Test Site	AC1	Test Date	2019/11/09
Test Mode	802.11 n-HT20 - Ant 0 + 1 (CDD Mode)	Test Channel	11
Model No.	OAW-AP1362		
Remark	1. Average measurement was not performed if peak level lower than average limit. 2. Other frequency was 20dB below limit line within 1-18GHz, there is not show in the report.		

Mark	Frequency (MHz)	Reading Level (dBμV)	Factor (dB)	Measure Level (dBμV/m)	Limit (dBμV/m)	Margin (dB)	Detector	Polarization
*	3150.5	36.8	-0.6	36.2	91.3	-55.1	Peak	Horizontal
*	3482.0	41.5	-0.1	41.4	91.3	-49.9	Peak	Horizontal
	4366.0	34.7	2.5	37.2	74.0	-36.8	Peak	Horizontal
	4774.0	34.2	4.0	38.2	74.0	-35.8	Peak	Horizontal
*	3150.5	36.6	-0.6	36.0	91.3	-55.3	Peak	Vertical
*	3482.0	41.6	-0.1	41.5	91.3	-49.8	Peak	Vertical
	5071.5	34.3	4.5	38.8	74.0	-35.2	Peak	Vertical
	7477.0	31.8	12.2	44.0	74.0	-30.0	Peak	Vertical

Note 1: "*" is not in restricted band, its limit is 30dBc of the fundamental emission level (121.3dBμV/m) or 15.209 which is higher.

Note 2: Measure Level (dBμV/m) = Reading Level (dBμV) + Factor (dB)

Factor (dB) = Cable Loss (dB) + Antenna Factor (dB/m) - Pre_Amplifier Gain (dB)

Product	OmniAccess Stellar	Temperature	26°C
Test Engineer	Cloud Guo	Relative Humidity	56%
Test Site	AC1	Test Date	2019/11/09
Test Mode	802.11 n-HT40 - Ant 0 + 1 (CDD Mode)	Test Channel	03
Model No.	OAW-AP1362		
Remark	1. Average measurement was not performed if peak level lower than average limit. 2. Other frequency was 20dB below limit line within 1-18GHz, there is not show in the report.		

Mark	Frequency (MHz)	Reading Level (dBμV)	Factor (dB)	Measure Level (dBμV/m)	Limit (dBμV/m)	Margin (dB)	Detector	Polarization
*	3482.0	41.1	-0.1	41.0	81.2	-40.2	Peak	Horizontal
*	5726.0	34.5	5.5	40.0	81.2	-41.2	Peak	Horizontal
	7681.0	32.0	12.2	44.2	74.0	-29.8	Peak	Horizontal
	11200.0	27.6	18.1	45.7	74.0	-28.3	Peak	Horizontal
*	3482.0	42.0	-0.1	41.9	81.2	-39.3	Peak	Vertical
*	8004.0	32.3	12.5	44.8	81.2	-36.4	Peak	Vertical
	9075.0	32.4	14.4	46.8	74.0	-27.2	Peak	Vertical
	11149.0	27.2	18.1	45.3	74.0	-28.7	Peak	Vertical

Note 1: "*" is not in restricted band, its limit is 30dBc of the fundamental emission level (111.2dBμV/m) or 15.209 which is higher.

Note 2: Measure Level (dBμV/m) = Reading Level (dBμV) + Factor (dB)

Factor (dB) = Cable Loss (dB) + Antenna Factor (dB/m) - Pre_Amplifier Gain (dB)

Product	OmniAccess Stellar	Temperature	26°C
Test Engineer	Cloud Guo	Relative Humidity	56%
Test Site	AC1	Test Date	2019/11/09
Test Mode	802.11 n-HT40 - Ant 0 + 1 (CDD Mode)	Test Channel	06
Model No.	OAW-AP1362		
Remark	1. Average measurement was not performed if peak level lower than average limit. 2. Other frequency was 20dB below limit line within 1-18GHz, there is not show in the report.		

Mark	Frequency (MHz)	Reading Level (dBμV)	Factor (dB)	Measure Level (dBμV/m)	Limit (dBμV/m)	Margin (dB)	Detector	Polarization
*	3482.0	41.3	-0.1	41.2	86.5	-45.3	Peak	Horizontal
*	5989.5	33.6	6.4	40.0	86.5	-46.5	Peak	Horizontal
	7468.5	31.9	12.1	44.0	74.0	-30.0	Peak	Horizontal
	11395.5	27.1	19.2	46.3	74.0	-27.7	Peak	Horizontal
*	3482.0	41.8	-0.1	41.7	86.5	-44.8	Peak	Vertical
*	5539.0	34.0	4.9	38.9	86.5	-47.6	Peak	Vertical
	9075.0	31.9	14.4	46.3	74.0	-27.7	Peak	Vertical
	12492.0	28.5	18.8	47.3	74.0	-26.7	Peak	Vertical

Note 1: "*" is not in restricted band, its limit is 30dBc of the fundamental emission level (116.5dBμV/m) or 15.209 which is higher.

Note 2: Measure Level (dBμV/m) = Reading Level (dBμV) + Factor (dB)

Factor (dB) = Cable Loss (dB) + Antenna Factor (dB/m) - Pre_Amplifier Gain (dB)

Product	OmniAccess Stellar	Temperature	26°C
Test Engineer	Cloud Guo	Relative Humidity	56%
Test Site	AC1	Test Date	2019/11/09
Test Mode	802.11 n-HT40 - Ant 0 + 1 (CDD Mode)	Test Channel	09
Model No.	OAW-AP1362		
Remark	1. Average measurement was not performed if peak level lower than average limit. 2. Other frequency was 20dB below limit line within 1-18GHz, there is not show in the report.		

Mark	Frequency (MHz)	Reading Level (dBμV)	Factor (dB)	Measure Level (dBμV/m)	Limit (dBμV/m)	Margin (dB)	Detector	Polarization
*	3142.0	37.7	-0.7	37.0	85.3	-48.3	Peak	Horizontal
*	3482.0	40.2	-0.1	40.1	85.3	-45.2	Peak	Horizontal
	4119.5	37.3	1.8	39.1	74.0	-34.9	Peak	Horizontal
	5071.5	35.5	4.5	40.0	74.0	-34.0	Peak	Horizontal
*	3482.0	41.7	-0.1	41.6	85.3	-43.7	Peak	Vertical
*	7137.0	32.7	11.7	44.4	85.3	-40.9	Peak	Vertical
	8437.5	29.6	12.4	42.0	74.0	-32.0	Peak	Vertical
	11072.5	29.4	18.3	47.7	74.0	-26.3	Peak	Vertical

Note 1: "*" is not in restricted band, its limit is 30dBc of the fundamental emission level (115.3dBμV/m) or 15.209 which is higher.

Note 2: Measure Level (dBμV/m) = Reading Level (dBμV) + Factor (dB)

Factor (dB) = Cable Loss (dB) + Antenna Factor (dB/m) - Pre_Amplifier Gain (dB)

Product	OmniAccess Stellar	Temperature	26°C
Test Engineer	Cloud Guo	Relative Humidity	56%
Test Site	AC1	Test Date	2019/11/09
Test Mode	802.11VHT20 - Ant 0 + 1 (CDD Mode)	Test Channel	01
Model No.	OAW-AP1362		
Remark	1. Average measurement was not performed if peak level lower than average limit. 2. Other frequency was 20dB below limit line within 1-18GHz, there is not show in the report.		

Mark	Frequency (MHz)	Reading Level (dBμV)	Factor (dB)	Measure Level (dBμV/m)	Limit (dBμV/m)	Margin (dB)	Detector	Polarization
*	3482.0	40.4	-0.1	40.3	86.6	-46.3	Peak	Horizontal
*	5513.5	35.0	4.6	39.6	86.6	-47.0	Peak	Horizontal
	7511.0	30.6	11.9	42.5	74.0	-31.5	Peak	Horizontal
	11047.0	31.4	18.7	50.1	74.0	-23.9	Peak	Horizontal
*	3482.0	42.2	-0.1	42.1	86.6	-44.5	Peak	Vertical
*	7128.5	33.3	11.7	45.0	86.6	-41.6	Peak	Vertical
	9024.0	31.1	14.7	45.8	74.0	-28.2	Peak	Vertical
	11200.0	27.3	18.1	45.4	74.0	-28.6	Peak	Vertical

Note 1: "*" is not in restricted band, its limit is 30dBc of the fundamental emission level (116.6dBμV/m) or 15.209 which is higher.

Note 2: Measure Level (dBμV/m) = Reading Level (dBμV) + Factor (dB)

Factor (dB) = Cable Loss (dB) + Antenna Factor (dB/m) - Pre_Amplifier Gain (dB)

Product	OmniAccess Stellar	Temperature	26°C
Test Engineer	Cloud Guo	Relative Humidity	56%
Test Site	AC1	Test Date	2019/11/09
Test Mode	802.11VHT20 - Ant 0 + 1 (CDD Mode)	Test Channel	06
Model No.	OAW-AP1362		
Remark	1. Average measurement was not performed if peak level lower than average limit. 2. Other frequency was 20dB below limit line within 1-18GHz, there is not show in the report.		

Mark	Frequency (MHz)	Reading Level (dBμV)	Factor (dB)	Measure Level (dBμV/m)	Limit (dBμV/m)	Margin (dB)	Detector	Polarization
*	3482.0	40.6	-0.1	40.5	90.4	-49.9	Peak	Horizontal
*	6083.0	31.3	7.0	38.3	90.4	-52.1	Peak	Horizontal
	8378.0	30.5	12.3	42.8	74.0	-31.2	Peak	Horizontal
	11421.0	30.0	19.5	49.5	74.0	-24.5	Peak	Horizontal
*	3482.0	41.9	-0.1	41.8	90.4	-48.6	Peak	Vertical
*	7188.0	31.7	11.9	43.6	90.4	-46.8	Peak	Vertical
	9041.0	32.1	14.1	46.2	74.0	-27.8	Peak	Vertical
	11200.0	27.2	18.1	45.3	74.0	-28.7	Peak	Vertical

Note 1: "*" is not in restricted band, its limit is 30dBc of the fundamental emission level (120.4dBμV/m) or 15.209 which is higher.

Note 2: Measure Level (dBμV/m) = Reading Level (dBμV) + Factor (dB)

Factor (dB) = Cable Loss (dB) + Antenna Factor (dB/m) - Pre_Amplifier Gain (dB)

Product	OmniAccess Stellar	Temperature	26°C
Test Engineer	Cloud Guo	Relative Humidity	56%
Test Site	AC1	Test Date	2019/11/09
Test Mode	802.11VHT20 - Ant 0 + 1 (CDD Mode)	Test Channel	11
Model No.	OAW-AP1362		
Remark	1. Average measurement was not performed if peak level lower than average limit. 2. Other frequency was 20dB below limit line within 1-18GHz, there is not show in the report.		

Mark	Frequency (MHz)	Reading Level (dBμV)	Factor (dB)	Measure Level (dBμV/m)	Limit (dBμV/m)	Margin (dB)	Detector	Polarization
*	3482.0	41.0	-0.1	40.9	88.3	-47.4	Peak	Horizontal
*	5462.5	34.7	4.4	39.1	88.3	-49.2	Peak	Horizontal
	9024.0	32.4	14.7	47.1	74.0	-26.9	Peak	Horizontal
	11191.5	27.8	18.4	46.2	74.0	-27.8	Peak	Horizontal
*	3482.0	42.2	-0.1	42.1	88.3	-46.2	Peak	Vertical
*	7086.0	31.4	11.9	43.3	88.3	-45.0	Peak	Vertical
	9024.0	31.2	14.7	45.9	74.0	-28.1	Peak	Vertical
	11200.0	26.8	18.1	44.9	74.0	-29.1	Peak	Vertical

Note 1: "*" is not in restricted band, its limit is 30dBc of the fundamental emission level (118.3dBμV/m) or 15.209 which is higher.

Note 2: Measure Level (dBμV/m) = Reading Level (dBμV) + Factor (dB)

Factor (dB) = Cable Loss (dB) + Antenna Factor (dB/m) - Pre_Amplifier Gain (dB)

Product	OmniAccess Stellar	Temperature	26°C
Test Engineer	Cloud Guo	Relative Humidity	56%
Test Site	AC1	Test Date	2019/11/09
Test Mode	802.11VHT40 - Ant 0 + 1 (CDD Mode)	Test Channel	03
Model No.	OAW-AP1362		
Remark	1. Average measurement was not performed if peak level lower than average limit. 2. Other frequency was 20dB below limit line within 1-18GHz, there is not show in the report.		

Mark	Frequency (MHz)	Reading Level (dBμV)	Factor (dB)	Measure Level (dBμV/m)	Limit (dBμV/m)	Margin (dB)	Detector	Polarization
*	3482.0	40.5	-0.1	40.4	78.8	-38.4	Peak	Horizontal
*	5165.0	34.5	4.6	39.1	78.8	-39.7	Peak	Horizontal
	9143.0	31.4	14.7	46.1	74.0	-27.9	Peak	Horizontal
	11395.5	26.8	19.2	46.0	74.0	-28.0	Peak	Horizontal
*	3218.5	38.3	-1.0	37.3	78.8	-41.5	Peak	Vertical
*	3482.0	41.9	-0.1	41.8	78.8	-37.0	Peak	Vertical
	4842.0	34.6	4.0	38.6	74.0	-35.4	Peak	Vertical
	9117.5	31.2	14.7	45.9	74.0	-28.1	Peak	Vertical

Note 1: "*" is not in restricted band, its limit is 30dBc of the fundamental emission level (108.8dBμV/m) or 15.209 which is higher.

Note 2: Measure Level (dBμV/m) = Reading Level (dBμV) + Factor (dB)

Factor (dB) = Cable Loss (dB) + Antenna Factor (dB/m) - Pre_Amplifier Gain (dB)

Product	OmniAccess Stellar	Temperature	26°C
Test Engineer	Cloud Guo	Relative Humidity	56%
Test Site	AC1	Test Date	2019/11/09
Test Mode	802.11VHT40 - Ant 0 + 1 (CDD Mode)	Test Channel	06
Model No.	OAW-AP1362		
Remark	1. Average measurement was not performed if peak level lower than average limit. 2. Other frequency was 20dB below limit line within 1-18GHz, there is not show in the report.		

Mark	Frequency (MHz)	Reading Level (dBμV)	Factor (dB)	Measure Level (dBμV/m)	Limit (dBμV/m)	Margin (dB)	Detector	Polarization
*	3482.0	41.2	-0.1	41.1	85.4	-44.3	Peak	Horizontal
*	6593.0	33.7	9.2	42.9	85.4	-42.5	Peak	Horizontal
	7511.0	31.8	11.9	43.7	74.0	-30.3	Peak	Horizontal
	10698.5	31.5	17.4	48.9	74.0	-25.1	Peak	Horizontal
*	3482.0	42.1	-0.1	42.0	85.4	-43.4	Peak	Vertical
*	6134.0	33.7	6.9	40.6	85.4	-44.8	Peak	Vertical
	7596.0	31.6	12.1	43.7	74.0	-30.3	Peak	Vertical
	11200.0	27.5	18.1	45.6	74.0	-28.4	Peak	Vertical

Note 1: "*" is not in restricted band, its limit is 30dBc of the fundamental emission level (115.4dBμV/m) or 15.209 which is higher.

Note 2: Measure Level (dBμV/m) = Reading Level (dBμV) + Factor (dB)

Factor (dB) = Cable Loss (dB) + Antenna Factor (dB/m) - Pre_Amplifier Gain (dB)

Product	OmniAccess Stellar	Temperature	26°C
Test Engineer	Cloud Guo	Relative Humidity	56%
Test Site	AC1	Test Date	2019/11/09
Test Mode	802.11VHT40 - Ant 0 + 1 (CDD Mode)	Test Channel	09
Model No.	OAW-AP1362		
Remark	1. Average measurement was not performed if peak level lower than average limit. 2. Other frequency was 20dB below limit line within 1-18GHz, there is not show in the report.		

Mark	Frequency (MHz)	Reading Level (dBμV)	Factor (dB)	Measure Level (dBμV/m)	Limit (dBμV/m)	Margin (dB)	Detector	Polarization
*	3176.0	37.2	-0.7	36.5	82.0	-45.5	Peak	Horizontal
*	3482.0	40.6	-0.1	40.5	82.0	-41.5	Peak	Horizontal
	3890.0	36.9	0.8	37.7	74.0	-36.3	Peak	Horizontal
	5097.0	34.9	4.2	39.1	74.0	-34.9	Peak	Horizontal
*	3482.0	42.0	-0.1	41.9	82.0	-40.1	Peak	Vertical
*	5836.5	32.5	5.9	38.4	82.0	-43.6	Peak	Vertical
	7315.5	32.0	12.2	44.2	74.0	-29.8	Peak	Vertical
	11047.0	30.4	18.7	49.1	74.0	-24.9	Peak	Vertical

Note 1: "*" is not in restricted band, its limit is 30dBc of the fundamental emission level (112.0dBμV/m) or 15.209 which is higher.

Note 2: Measure Level (dBμV/m) = Reading Level (dBμV) + Factor (dB)

Factor (dB) = Cable Loss (dB) + Antenna Factor (dB/m) - Pre_Amplifier Gain (dB)

Product	OmniAccess Stellar	Temperature	26°C
Test Engineer	Cloud Guo	Relative Humidity	56%
Test Site	AC1	Test Date	2019/11/09
Test Mode	802.11ax-HE20 - Ant 0 + 1 (CDD Mode)	Test Channel	01
Model No.	OAW-AP1362		
Remark	1. Average measurement was not performed if peak level lower than average limit. 2. Other frequency was 20dB below limit line within 1-18GHz, there is not show in the report.		

Mark	Frequency (MHz)	Reading Level (dBμV)	Factor (dB)	Measure Level (dBμV/m)	Limit (dBμV/m)	Margin (dB)	Detector	Polarization
*	3482.0	39.8	-0.1	39.7	88.8	-49.1	Peak	Horizontal
*	6066.0	32.9	6.7	39.6	88.8	-49.2	Peak	Horizontal
	8429.0	29.8	12.4	42.2	74.0	-31.8	Peak	Horizontal
	11540.0	29.7	20.3	50.0	74.0	-24.0	Peak	Horizontal
*	3482.0	41.9	-0.1	41.8	88.8	-47.0	Peak	Vertical
*	6805.5	33.4	9.6	43.0	88.8	-45.8	Peak	Vertical
	7502.5	31.5	12.0	43.5	74.0	-30.5	Peak	Vertical
	11608.0	31.3	19.7	51.0	74.0	-23.0	Peak	Vertical

Note 1: "*" is not in restricted band, its limit is 30dBc of the fundamental emission level (118.8dBμV/m) or 15.209 which is higher.

Note 2: Measure Level (dBμV/m) = Reading Level (dBμV) + Factor (dB)

Factor (dB) = Cable Loss (dB) + Antenna Factor (dB/m) - Pre_Amplifier Gain (dB)

Product	OmniAccess Stellar	Temperature	26°C
Test Engineer	Cloud Guo	Relative Humidity	56%
Test Site	AC1	Test Date	2019/11/09
Test Mode	802.11ax-HE20 - Ant 0 + 1 (CDD Mode)	Test Channel	06
Model No.	OAW-AP1362		
Remark	1. Average measurement was not performed if peak level lower than average limit. 2. Other frequency was 20dB below limit line within 1-18GHz, there is not show in the report.		

Mark	Frequency (MHz)	Reading Level (dBμV)	Factor (dB)	Measure Level (dBμV/m)	Limit (dBμV/m)	Margin (dB)	Detector	Polarization
*	3482.0	40.6	-0.1	40.5	93.2	-52.7	Peak	Horizontal
*	5309.5	34.4	4.2	38.6	93.2	-54.6	Peak	Horizontal
	7638.5	33.4	11.8	45.2	74.0	-28.8	Peak	Horizontal
	11582.5	28.8	19.8	48.6	74.0	-25.4	Peak	Horizontal
*	3482.0	41.6	-0.1	41.5	93.2	-51.7	Peak	Vertical
*	6457.0	33.0	8.4	41.4	93.2	-51.8	Peak	Vertical
	7613.0	33.1	11.9	45.0	74.0	-29.0	Peak	Vertical
	10843.0	27.9	17.5	45.4	74.0	-28.6	Peak	Vertical

Note 1: "*" is not in restricted band, its limit is 30dBc of the fundamental emission level (123.2dBμV/m) or 15.209 which is higher.

Note 2: Measure Level (dBμV/m) = Reading Level (dBμV) + Factor (dB)

Factor (dB) = Cable Loss (dB) + Antenna Factor (dB/m) - Pre_Amplifier Gain (dB)

Product	OmniAccess Stellar	Temperature	26°C
Test Engineer	Cloud Guo	Relative Humidity	56%
Test Site	AC1	Test Date	2019/11/09
Test Mode	802.11ax-HE20 - Ant 0 + 1 (CDD Mode)	Test Channel	11
Model No.	OAW-AP1362		
Remark	1. Average measurement was not performed if peak level lower than average limit. 2. Other frequency was 20dB below limit line within 1-18GHz, there is not show in the report.		

Mark	Frequency (MHz)	Reading Level (dBμV)	Factor (dB)	Measure Level (dBμV/m)	Limit (dBμV/m)	Margin (dB)	Detector	Polarization
*	3482.0	40.5	-0.1	40.4	91.5	-51.1	Peak	Horizontal
*	6355.0	33.0	7.9	40.9	91.5	-50.6	Peak	Horizontal
	8114.5	32.4	12.9	45.3	74.0	-28.7	Peak	Horizontal
	11200.0	26.9	18.1	45.0	74.0	-29.0	Peak	Horizontal
*	3482.0	42.8	-0.1	42.7	91.5	-48.8	Peak	Vertical
*	5522.0	34.2	4.8	39.0	91.5	-52.5	Peak	Vertical
	7630.0	32.6	11.9	44.5	74.0	-29.5	Peak	Vertical
	11888.5	26.7	19.9	46.6	74.0	-27.4	Peak	Vertical

Note 1: "*" is not in restricted band, its limit is 30dBc of the fundamental emission level (121.5dBμV/m) or 15.209 which is higher.

Note 2: Measure Level (dBμV/m) = Reading Level (dBμV) + Factor (dB)

Factor (dB) = Cable Loss (dB) + Antenna Factor (dB/m) - Pre_Amplifier Gain (dB)

Product	OmniAccess Stellar	Temperature	26°C
Test Engineer	Cloud Guo	Relative Humidity	56%
Test Site	AC1	Test Date	2019/11/09
Test Mode	802.11ax-HE40 - Ant 0 + 1 (CDD Mode)	Test Channel	03
Model No.	OAW-AP1362		
Remark	1. Average measurement was not performed if peak level lower than average limit. 2. Other frequency was 20dB below limit line within 1-18GHz, there is not show in the report.		

Mark	Frequency (MHz)	Reading Level (dBμV)	Factor (dB)	Measure Level (dBμV/m)	Limit (dBμV/m)	Margin (dB)	Detector	Polarization
*	3482.0	40.9	-0.1	40.8	82.9	-42.1	Peak	Horizontal
*	8004.0	32.0	12.5	44.5	82.9	-38.4	Peak	Horizontal
	9134.5	31.2	14.7	45.9	74.0	-28.1	Peak	Horizontal
	11387.0	27.1	18.9	46.0	74.0	-28.0	Peak	Horizontal
*	3482.0	41.8	-0.1	41.7	82.9	-41.2	Peak	Vertical
*	6083.0	32.6	7.0	39.6	82.9	-43.3	Peak	Vertical
	7528.0	31.7	11.8	43.5	74.0	-30.5	Peak	Vertical
	11200.0	27.4	18.1	45.5	74.0	-28.5	Peak	Vertical

Note 1: "*" is not in restricted band, its limit is 30dBc of the fundamental emission level (112.9dBμV/m) or 15.209 which is higher.

Note 2: Measure Level (dBμV/m) = Reading Level (dBμV) + Factor (dB)

Factor (dB) = Cable Loss (dB) + Antenna Factor (dB/m) - Pre_Amplifier Gain (dB)

Product	OmniAccess Stellar	Temperature	26°C
Test Engineer	Cloud Guo	Relative Humidity	56%
Test Site	AC1	Test Date	2019/11/09
Test Mode	802.11ax-HE40 - Ant 0 + 1 (CDD Mode)	Test Channel	06
Model No.	OAW-AP1362		
Remark	1. Average measurement was not performed if peak level lower than average limit. 2. Other frequency was 20dB below limit line within 1-18GHz, there is not show in the report.		

Mark	Frequency (MHz)	Reading Level (dBμV)	Factor (dB)	Measure Level (dBμV/m)	Limit (dBμV/m)	Margin (dB)	Detector	Polarization
*	3482.0	41.0	-0.1	40.9	90.4	-49.5	Peak	Horizontal
*	5768.5	34.5	5.8	40.3	90.4	-50.1	Peak	Horizontal
	7630.0	33.1	11.9	45.0	74.0	-29.0	Peak	Horizontal
	11616.5	30.4	19.6	50.0	74.0	-24.0	Peak	Horizontal
*	3482.0	40.4	-0.1	40.3	90.4	-50.1	Peak	Vertical
*	6924.5	31.7	10.2	41.9	90.4	-48.5	Peak	Vertical
	7723.5	28.1	11.9	40.0	74.0	-34.0	Peak	Vertical
	11055.5	30.4	18.5	48.9	74.0	-25.1	Peak	Vertical

Note 1: "*" is not in restricted band, its limit is 30dBc of the fundamental emission level (120.4dBμV/m) or 15.209 which is higher.

Note 2: Measure Level (dBμV/m) = Reading Level (dBμV) + Factor (dB)

Factor (dB) = Cable Loss (dB) + Antenna Factor (dB/m) - Pre_Amplifier Gain (dB)

Product	OmniAccess Stellar	Temperature	26°C
Test Engineer	Cloud Guo	Relative Humidity	56%
Test Site	AC1	Test Date	2019/11/09
Test Mode	802.11ax-HE40 - Ant 0 + 1 (CDD Mode)	Test Channel	09
Model No.	OAW-AP1362		
Remark	1. Average measurement was not performed if peak level lower than average limit. 2. Other frequency was 20dB below limit line within 1-18GHz, there is not show in the report.		

Mark	Frequency (MHz)	Reading Level (dBμV)	Factor (dB)	Measure Level (dBμV/m)	Limit (dBμV/m)	Margin (dB)	Detector	Polarization
*	3482.0	39.7	-0.1	39.6	87.1	-47.5	Peak	Horizontal
*	5156.5	32.9	4.5	37.4	87.1	-49.7	Peak	Horizontal
	7366.5	27.9	12.0	39.9	74.0	-34.1	Peak	Horizontal
	11548.5	28.9	19.9	48.8	74.0	-25.2	Peak	Horizontal
*	3482.0	41.1	-0.1	41.0	87.1	-46.1	Peak	Vertical
*	7179.5	31.8	11.9	43.7	87.1	-43.4	Peak	Vertical
	9083.5	30.7	14.4	45.1	74.0	-28.9	Peak	Vertical
	11200.0	27.3	18.1	45.4	74.0	-28.6	Peak	Vertical

Note 1: "*" is not in restricted band, its limit is 30dBc of the fundamental emission level (117.1dBμV/m) or 15.209 which is higher.

Note 2: Measure Level (dBμV/m) = Reading Level (dBμV) + Factor (dB)

Factor (dB) = Cable Loss (dB) + Antenna Factor (dB/m) - Pre_Amplifier Gain (dB)

Product	OmniAccess Stellar	Temperature	26°C
Test Engineer	Cloud Guo	Relative Humidity	56%
Test Site	AC1	Test Date	2019/11/09
Test Mode	802.11b	Test Channel	01
Model No.	OAW-AP1362 – Scan Antenna		
Remark	1. Average measurement was not performed if peak level lower than average limit. 2. Other frequency was 20dB below limit line within 1-18GHz, there is not show in the report.		

Mark	Frequency (MHz)	Reading Level (dBμV)	Factor (dB)	Measure Level (dBμV/m)	Limit (dBμV/m)	Margin (dB)	Detector	Polarization
*	7205.0	32.5	12.2	44.7	74.0	-29.3	Peak	Horizontal
*	7953.0	32.6	12.3	44.9	74.0	-29.1	Peak	Horizontal
	8148.5	32.3	12.3	44.6	74.0	-29.4	Peak	Horizontal
	9100.5	31.0	14.5	45.5	74.0	-28.5	Peak	Horizontal
*	7205.0	31.6	12.2	43.8	74.0	-30.2	Peak	Vertical
*	7961.5	33.0	12.4	45.4	74.0	-28.6	Peak	Vertical
	8352.5	30.9	12.4	43.3	74.0	-30.7	Peak	Vertical
	9100.5	29.6	14.5	44.1	74.0	-29.9	Peak	Vertical

Note 1: "*" is not in restricted band, its limit is 30dBc of the fundamental emission level (100.4dBμV/m) or 15.209 which is higher.

Note 2: Measure Level (dBμV/m) = Reading Level (dBμV) + Factor (dB)

Factor (dB) = Cable Loss (dB) + Antenna Factor (dB/m) - Pre_Amplifier Gain (dB)

Product	OmniAccess Stellar	Temperature	26°C
Test Engineer	Cloud Guo	Relative Humidity	56%
Test Site	AC1	Test Date	2019/11/09
Test Mode	802.11b	Test Channel	06
Model No.	OAW-AP1362 – Scan Antenna		
Remark	1. Average measurement was not performed if peak level lower than average limit. 2. Other frequency was 20dB below limit line within 1-18GHz, there is not show in the report.		

Mark	Frequency (MHz)	Reading Level (dBμV)	Factor (dB)	Measure Level (dBμV/m)	Limit (dBμV/m)	Margin (dB)	Detector	Polarization
*	7026.5	32.5	10.8	43.3	74.0	-30.7	Peak	Horizontal
*	7851.0	31.6	12.0	43.6	74.0	-30.4	Peak	Horizontal
	8208.0	30.6	12.2	42.8	74.0	-31.2	Peak	Horizontal
	9168.5	30.9	14.5	45.4	74.0	-28.6	Peak	Horizontal
*	7247.5	32.5	11.9	44.4	74.0	-29.6	Peak	Vertical
*	7842.5	32.8	11.9	44.7	74.0	-29.3	Peak	Vertical
	8403.5	31.8	12.4	44.2	74.0	-29.8	Peak	Vertical
	9100.5	29.8	14.5	44.3	74.0	-29.7	Peak	Vertical

Note 1: "*" is not in restricted band, its limit is 30dBc of the fundamental emission level (103.5dBμV/m) or 15.209 which is higher.

Note 2: Measure Level (dBμV/m) = Reading Level (dBμV) + Factor (dB)

Factor (dB) = Cable Loss (dB) + Antenna Factor (dB/m) - Pre_Amplifier Gain (dB)

Product	OmniAccess Stellar	Temperature	26°C
Test Engineer	Cloud Guo	Relative Humidity	56%
Test Site	AC1	Test Date	2019/11/09
Test Mode	802.11b	Test Channel	11
Model No.	OAW-AP1362 – Scan Antenna		
Remark	1. Average measurement was not performed if peak level lower than average limit. 2. Other frequency was 20dB below limit line within 1-18GHz, there is not show in the report.		

Mark	Frequency (MHz)	Reading Level (dBμV)	Factor (dB)	Measure Level (dBμV/m)	Limit (dBμV/m)	Margin (dB)	Detector	Polarization
*	7196.5	32.7	12.1	44.8	74.0	-29.2	Peak	Horizontal
*	7953.0	33.4	12.3	45.7	74.0	-28.3	Peak	Horizontal
	8242.0	29.7	12.5	42.2	74.0	-31.8	Peak	Horizontal
	9049.5	30.1	14.2	44.3	74.0	-29.7	Peak	Horizontal
*	6219.0	35.1	7.2	42.3	74.0	-31.7	Peak	Vertical
*	7018.0	33.7	10.6	44.3	74.0	-29.7	Peak	Vertical
	7417.5	33.7	12.1	45.8	74.0	-28.2	Peak	Vertical
	8395.0	32.2	12.4	44.6	74.0	-29.4	Peak	Vertical

Note 1: "*" is not in restricted band, its limit is 30dBc of the fundamental emission level (102.2dBμV/m) or 15.209 which is higher.

Note 2: Measure Level (dBμV/m) = Reading Level (dBμV) + Factor (dB)

Factor (dB) = Cable Loss (dB) + Antenna Factor (dB/m) - Pre_Amplifier Gain (dB)

Product	OmniAccess Stellar	Temperature	26°C
Test Engineer	Cloud Guo	Relative Humidity	56%
Test Site	AC1	Test Date	2019/11/09
Test Mode	802.11g	Test Channel	01
Model No.	OAW-AP1362 – Scan Antenna		
Remark	1. Average measurement was not performed if peak level lower than average limit. 2. Other frequency was 20dB below limit line within 1-18GHz, there is not show in the report.		

Mark	Frequency (MHz)	Reading Level (dBμV)	Factor (dB)	Measure Level (dBμV/m)	Limit (dBμV/m)	Margin (dB)	Detector	Polarization
*	6533.5	34.0	8.7	42.7	74.0	-31.3	Peak	Horizontal
*	7205.0	31.9	12.2	44.1	74.0	-29.9	Peak	Horizontal
	7502.5	30.5	12.0	42.5	74.0	-31.5	Peak	Horizontal
	8165.5	33.1	12.3	45.4	74.0	-28.6	Peak	Horizontal
*	7137.0	31.7	11.7	43.4	74.0	-30.6	Peak	Vertical
*	7936.0	32.7	12.2	44.9	74.0	-29.1	Peak	Vertical
	8378.0	31.9	12.3	44.2	74.0	-29.8	Peak	Vertical
	9049.5	31.6	14.2	45.8	74.0	-28.2	Peak	Vertical

Note 1: "*" is not in restricted band, its limit is 30dBc of the fundamental emission level (101.3dBμV/m) or 15.209 which is higher.

Note 2: Measure Level (dBμV/m) = Reading Level (dBμV) + Factor (dB)

Factor (dB) = Cable Loss (dB) + Antenna Factor (dB/m) - Pre_Amplifier Gain (dB)

Product	OmniAccess Stellar	Temperature	26°C
Test Engineer	Cloud Guo	Relative Humidity	56%
Test Site	AC1	Test Date	2019/11/09
Test Mode	802.11g	Test Channel	06
Model No.	OAW-AP1362 – Scan Antenna		
Remark	1. Average measurement was not performed if peak level lower than average limit. 2. Other frequency was 20dB below limit line within 1-18GHz, there is not show in the report.		

Mark	Frequency (MHz)	Reading Level (dBμV)	Factor (dB)	Measure Level (dBμV/m)	Limit (dBμV/m)	Margin (dB)	Detector	Polarization
*	6482.5	34.7	8.5	43.2	74.0	-30.8	Peak	Horizontal
*	7944.5	32.3	12.2	44.5	74.0	-29.5	Peak	Horizontal
	8276.0	30.4	12.3	42.7	74.0	-31.3	Peak	Horizontal
	9049.5	30.4	14.2	44.6	74.0	-29.4	Peak	Horizontal
*	7094.5	68.3	-24.0	44.3	74.0	-29.7	Peak	Vertical
*	7953.0	70.6	-24.6	46.0	74.0	-28.0	Peak	Vertical
	8072.0	70.5	-24.5	46.0	74.0	-28.0	Peak	Vertical
	9049.5	68.2	-23.5	44.7	74.0	-29.3	Peak	Vertical

Note 1: "*" is not in restricted band, its limit is 30dBc of the fundamental emission level (103.8dBμV/m) or 15.209 which is higher.

Note 2: Measure Level (dBμV/m) = Reading Level (dBμV) + Factor (dB)

Factor (dB) = Cable Loss (dB) + Antenna Factor (dB/m) - Pre_Amplifier Gain (dB)

Product	OmniAccess Stellar	Temperature	26°C
Test Engineer	Cloud Guo	Relative Humidity	56%
Test Site	AC1	Test Date	2019/11/09
Test Mode	802.11g	Test Channel	11
Model No.	OAW-AP1362 – Scan Antenna		
Remark	1. Average measurement was not performed if peak level lower than average limit. 2. Other frequency was 20dB below limit line within 1-18GHz, there is not show in the report.		

Mark	Frequency (MHz)	Reading Level (dBμV)	Factor (dB)	Measure Level (dBμV/m)	Limit (dBμV/m)	Margin (dB)	Detector	Polarization
*	7188.0	32.0	11.9	43.9	74.0	-30.1	Peak	Horizontal
*	8004.0	33.5	12.5	46.0	74.0	-28.0	Peak	Horizontal
	8403.5	32.3	12.4	44.7	74.0	-29.3	Peak	Horizontal
	9109.0	29.3	14.6	43.9	74.0	-30.1	Peak	Horizontal
*	6967.0	33.2	10.5	43.7	74.0	-30.3	Peak	Vertical
*	7953.0	33.0	12.3	45.3	74.0	-28.7	Peak	Horizontal
	8361.0	30.3	12.2	42.5	74.0	-31.5	Peak	Vertical
	9185.5	29.4	14.5	43.9	74.0	-30.1	Peak	Vertical

Note 1: "*" is not in restricted band, its limit is 30dBc of the fundamental emission level (103.6dBμV/m) or 15.209 which is higher.

Note 2: Measure Level (dBμV/m) = Reading Level (dBμV) + Factor (dB)

Factor (dB) = Cable Loss (dB) + Antenna Factor (dB/m) - Pre_Amplifier Gain (dB)

The worst case of Radiated Emission below 1GHz:

Site: AC2	Time: 2020/01/16 - 17:44
Limit: FCC_Part15.209_RSE (3m)	Engineer: Tyler Yuan
Probe: AC2_VULB9162_0.03-7GHz	Polarity: Horizontal
EUT: OmniAccess Stellar	Power: By PoE
Worst Test Mode: Transmit by 802.11b at Channel 2412MHz Ant 0 + 1 with OAW-AP1362	

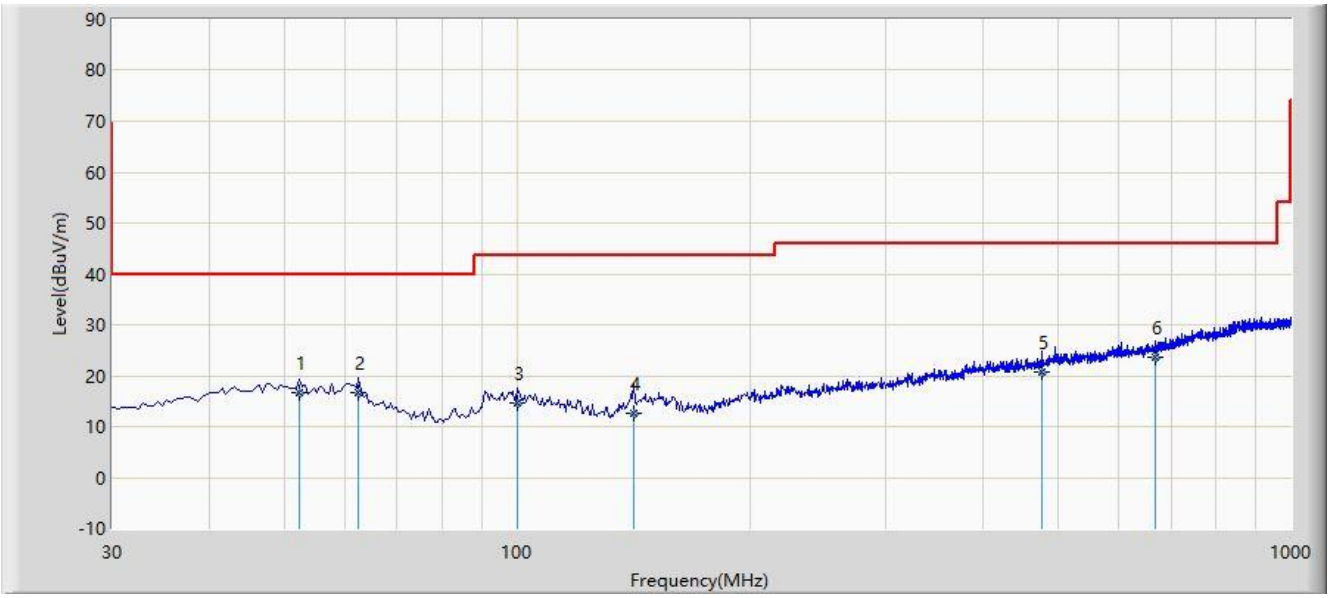

No	Flag	Mark	Frequency (MHz)	Measure Level (dBuV/m)	Reading Level (dBuV)	Margin (dB)	Limit (dBuV/m)	Factor (dB)	Type
1			52.310	16.776	2.440	-23.224	40.000	14.336	QP
2			62.490	16.664	3.910	-23.336	40.000	12.754	QP
3			100.330	14.509	2.010	-28.991	43.500	12.498	QP
4			141.550	12.648	3.590	-30.852	43.500	9.058	QP
5			476.200	20.734	2.040	-25.266	46.000	18.694	QP
6		*	667.290	23.568	1.480	-22.432	46.000	22.088	QP

Note 1: Measure Level (dBμV/m) = Reading Level (dBμV) + Factor (dB)

Factor (dB) = Cable Loss (dB) + Antenna Factor (dB/m)

Note 2: The test trace is same as the ambient noise and the amplitude of the emissions are attenuated more than 20dB below the permissible (the test frequency range: 9kHz ~ 30MHz, 18GHz ~ 25GHz), therefore no data appear in the report.

Site: AC2	Time: 2020/01/16 - 17:44
Limit: FCC_Part15.209_RSE (3m)	Engineer: Tyler Yuan
Probe: AC2_VULB9162_0.03-7GHz	Polarity: Vertical
EUT: OmniAccess Stellar	Power: By PoE
Worst Test Mode: Transmit by 802.11b at Channel 2412MHz Ant 0 + 1 with OAW-AP1362	

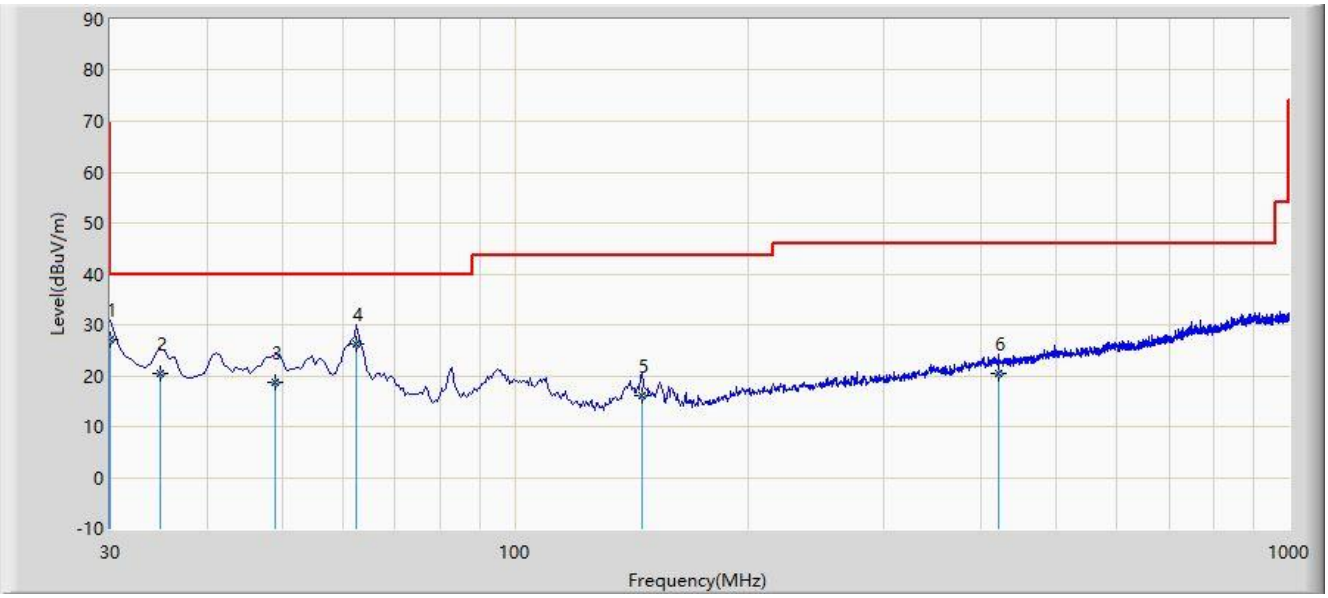

No	Flag	Mark	Frequency (MHz)	Measure Level (dBuV/m)	Reading Level (dBuV)	Margin (dB)	Limit (dBuV/m)	Factor (dB)	Type
1		*	30.000	27.003	16.380	-12.997	40.000	10.623	QP
2			34.800	20.404	8.600	-19.596	40.000	11.804	QP
3			48.920	18.770	4.280	-21.230	40.000	14.490	QP
4			62.500	26.202	13.450	-13.798	40.000	12.752	QP
5			145.920	16.049	6.920	-27.451	43.500	9.129	QP
6			421.390	20.425	2.580	-25.575	46.000	17.845	QP

Note 1: Measure Level (dBμV/m) = Reading Level (dBμV) + Factor (dB)

Factor (dB) = Cable Loss (dB) + Antenna Factor (dB/m)

Note 2: The test trace is same as the ambient noise and the amplitude of the emissions are attenuated more than 20dB below the permissible (the test frequency range: 9kHz ~ 30MHz, 18GHz ~ 25GHz), therefore no data appear in the report.

7.7. Radiated Restricted Band Edge Measurement

7.7.1.Test Limit

For 15.205 requirement:

Radiated emissions which fall in the restricted bands, as defined in Section 15.205(a) of FCC part 15, must also comply with the radiated emission limits specified in Section 15.209(a).

Frequency (MHz)	Frequency (MHz)	Frequency (MHz)	Frequency (GHz)
0.090 - 0.110	16.42 - 16.423	399.9 - 410	4.5 - 5.15
[1] 0.495 - 0.505	16.69475 - 16.69525	608 - 614	5.35 - 5.46
2.1735 - 2.1905	16.80425 - 16.80475	960 - 1240	7.25 - 7.75
4.125 - 4.128	25.5 - 25.67	1300 - 1427	8.025 - 8.5
4.17725 - 4.17775	37.5 - 38.25	1435 - 1626.5	9.0 - 9.2
4.20725 - 4.20775	73 - 74.6	1645.5 - 1646.5	9.3 - 9.5
6.215 - 6.218	74.8 - 75.2	1660 - 1710	10.6 - 12.7
6.26775 - 6.26825	108 - 121.94	1718.8 - 1722.2	13.25 - 13.4
6.31175 - 6.31225	123 - 138	2200 - 2300	14.47 - 14.5
8.291 - 8.294	149.9 - 150.05	2310 - 2390	15.35 - 16.2
8.362 - 8.366	156.52475 - 156.525	2483.5 - 2500	17.7 - 21.4
8.37625 - 8.38675	156.7 - 156.9	2690 - 2900	22.01 - 23.12
8.41425 - 8.41475	162.0125 - 167.17	3260 - 3267	23.6 - 24.0
12.29 - 12.293	167.72 - 173.2	3332 - 3339	31.2 - 31.8
12.51975 - 12.52025	240 - 285	3345.8 - 3358	36.43 - 36.5
12.57675 - 12.57725	322 - 335.4	3600 - 4400	([2])
13.36 - 13.41	--	--	--

All out of band emissions appearing in a restricted band as specified in Section 15.205 of the Title 47CFR must not exceed the limits shown in Table per Section 15.209.

FCC Part 15 Subpart C Paragraph 15.209		
Frequency (MHz]	Field Strength (uV/m]	Measured Distance (Meters)
0.009 - 0.490	2400/F (kHz)	300
0.490 - 1.705	24000/F (kHz)	30
1.705 - 30	30	30
30 - 88	100	3
88 - 216	150	3
216 - 960	200	3
Above 960	500	3

7.7.2.Test Procedure Used

ANSI C63.10 Section 6.3 (General Requirements)

ANSI C63.10 Section 6.6 (Standard test method above 1GHz)

7.7.3. Test Setting

Peak Field Strength Measurements

1. Analyzer center frequency was set to the frequency of the radiated spurious emission of interest
2. RBW = 1MHz
3. VBW = 3MHz
4. Detector = peak
5. Sweep time = auto couple
6. Trace mode = max hold
7. Trace was allowed to stabilize

Average Field Strength Measurements

1. Analyzer center frequency was set to the frequency of the radiated spurious emission of interest
2. RBW = 1MHz
3. VBW ≥ 1/T
4. De As an alternative, the instrument may be set to linear detector mode. Ensure that video filtering is applied in linear voltage domain (rather than in a log or dB domain). Some instruments require linear display mode in order to accomplish this. Others have a setting for Average-VBW Type, which can be set to “Voltage” regardless of the display mode
5. Detector = Peak
6. Sweep time = auto
7. Trace mode = max hold
8. Allow max hold to run for at least 50 times (1/duty cycle) traces

7.7.4.Test Setup

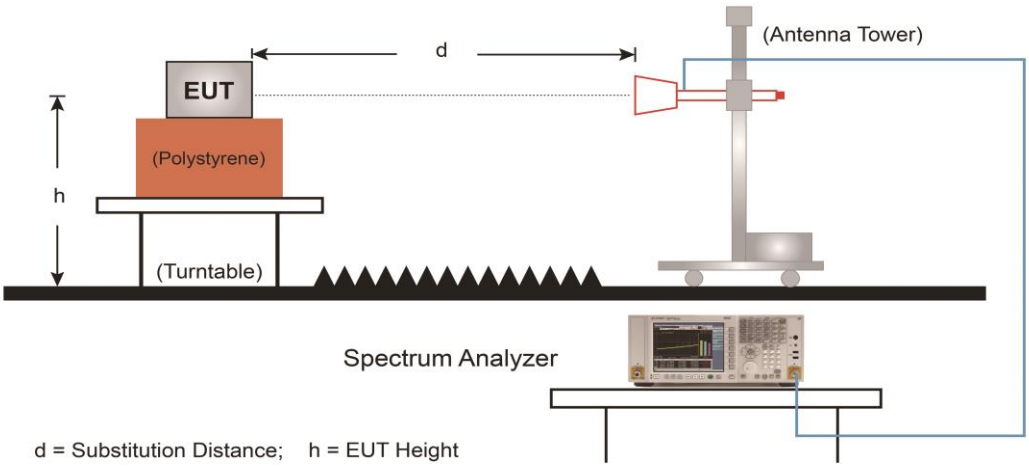

7.7.5.Test Result

Site: AC1	Time: 2019/11/09 - 03:16
Limit: FCC_Part15.209_RSE (3m)	Engineer: Bacon Dong
Probe: BBHA9120D_1-18GHz	Polarity: Horizontal
EUT: OmniAccess Stellar	Power: By PoE
Test Mode: Transmit by 802.11b at Channel 2412MHz (CDD Mode) with OAW-AP1361	

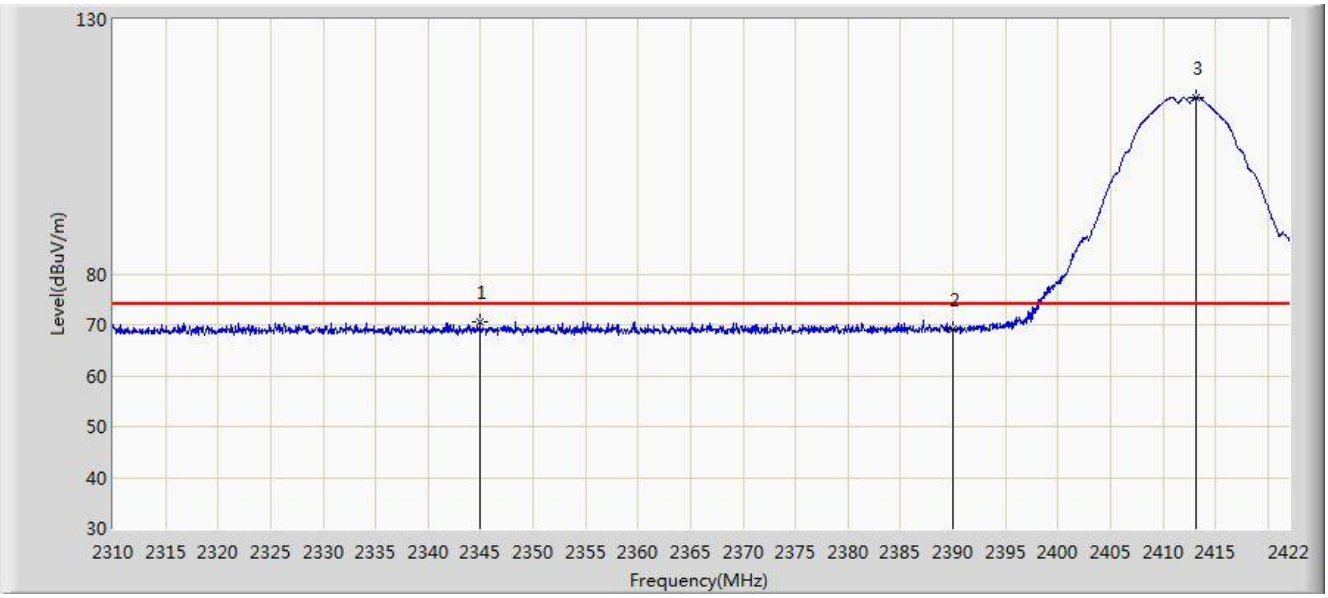

No	Flag	Mark	Frequency (MHz)	Measure Level (dBuV/m)	Reading Level (dBuV)	Margin (dB)	Limit (dBuV/m)	Factor (dB)	Type
1			2344.944	70.541	38.008	-3.459	74.000	32.533	PK
2			2390.000	69.061	36.648	-4.939	74.000	32.413	PK
3		*	2413.096	114.681	N/A	N/A	74.000	32.383	PK

Note: Measure Level (dBµV/m) = Reading Level (dBµV) + Factor (dB)

Factor (dB) = Cable Loss (dB) + Antenna Factor (dB/m)

Site: AC1	Time: 2019/11/09 - 03:20
Limit: FCC_Part15.209_RSE (3m)	Engineer: Bacon Dong
Probe: BBHA9120D_1-18GHz	Polarity: Horizontal
EUT: OmniAccess Stellar	Power: By PoE
Test Mode: Transmit by 802.11b at Channel 2412MHz (CDD Mode) with OAW-AP1361	

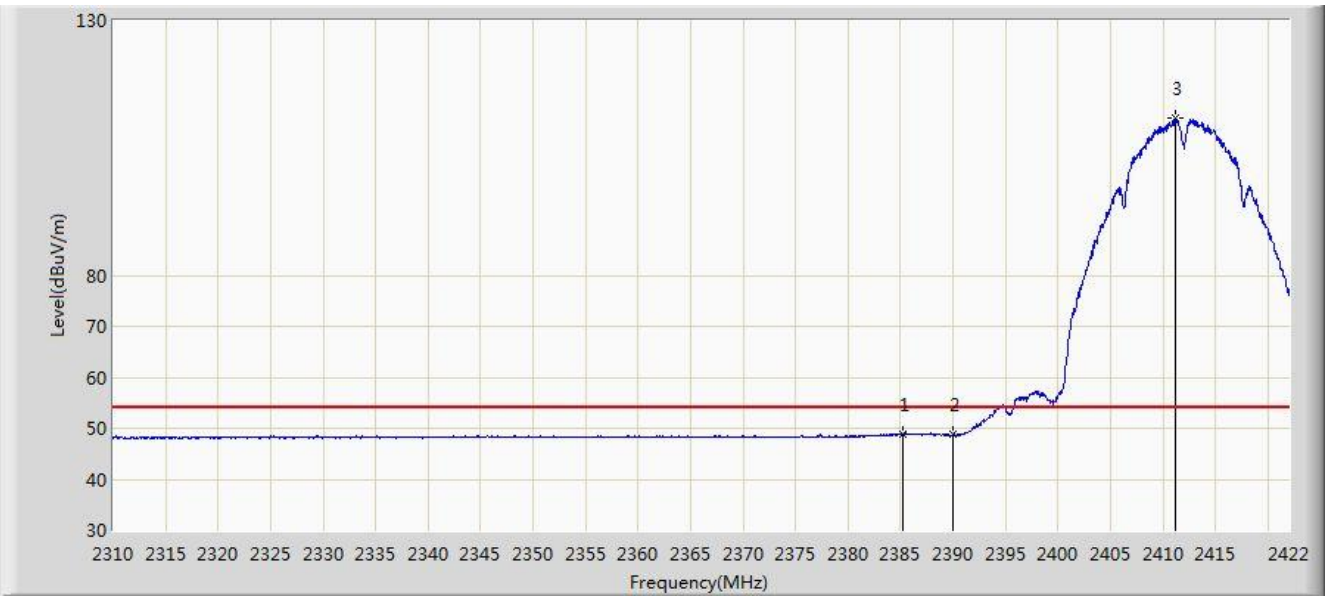

No	Flag	Mark	Frequency (MHz)	Measure Level (dBuV/m)	Reading Level (dBuV)	Margin (dB)	Limit (dBuV/m)	Factor (dB)	Type
1			2385.208	48.963	16.541	-5.037	54.000	32.421	AV
2			2390.000	48.787	16.374	-5.213	54.000	32.413	AV
3	X	*	2411.136	110.909	78.524	N/A	N/A	32.385	AV

Note: Measure Level (dBµV/m) = Reading Level (dBµV) + Factor (dB)

Factor (dB) = Cable Loss (dB) + Antenna Factor (dB/m)

Site: AC1	Time: 2019/11/09 - 03:17
Limit: FCC_Part15.209_RSE (3m)	Engineer: Bacon Dong
Probe: BBHA9120D_1-18GHz	Polarity: Vertical
EUT: OmniAccess Stellar	Power: By PoE
Test Mode: Transmit by 802.11b at Channel 2412MHz (CDD Mode) with OAW-AP1361	

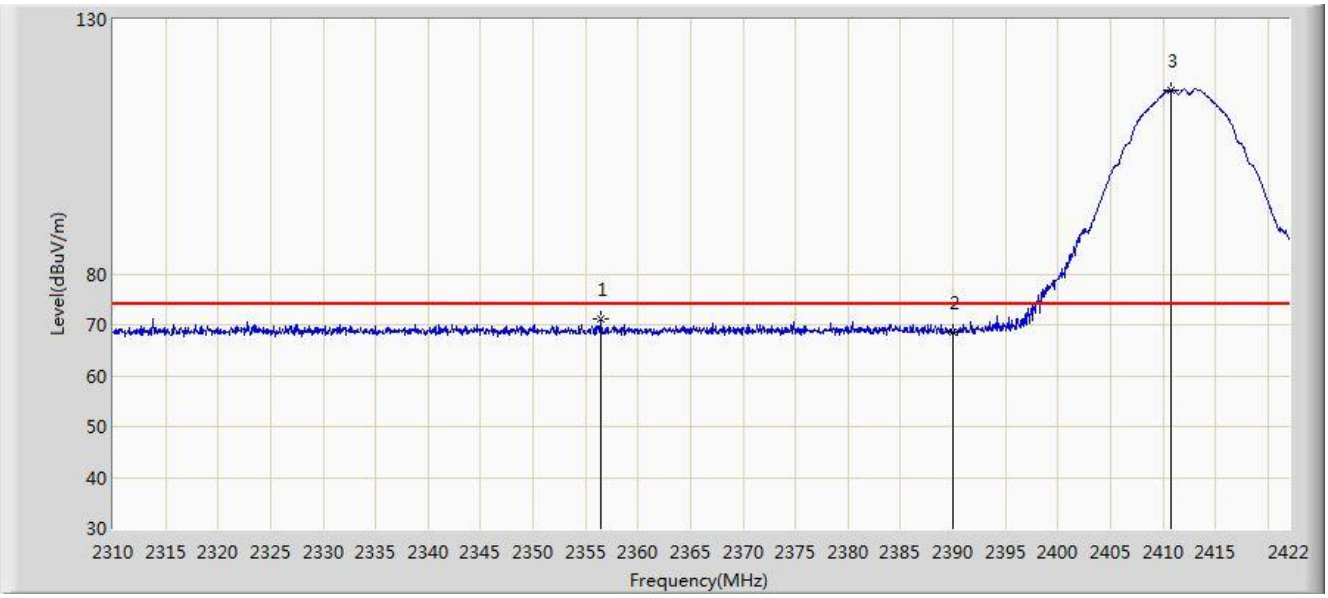

No	Flag	Mark	Frequency (MHz)	Measure Level (dBuV/m)	Reading Level (dBuV)	Margin (dB)	Limit (dBuV/m)	Factor (dB)	Type
1			2356.424	71.077	38.591	-2.923	74.000	32.486	PK
2			2390.000	68.491	36.078	-5.509	74.000	32.413	PK
3		*	2410.744	116.192	83.806	N/A	N/A	32.386	PK

Note: Measure Level (dBµV/m) = Reading Level (dBµV) + Factor (dB)

Factor (dB) = Cable Loss (dB) + Antenna Factor (dB/m)

Site: AC1	Time: 2019/11/09 - 03:36
Limit: FCC_Part15.209_RSE (3m)	Engineer: Bacon Dong
Probe: BBHA9120D_1-18GHz	Polarity: Vertical
EUT: OmniAccess Stellar	Power: By PoE
Test Mode: Transmit by 802.11b at Channel 2412MHz (CDD Mode) with OAW-AP1361	

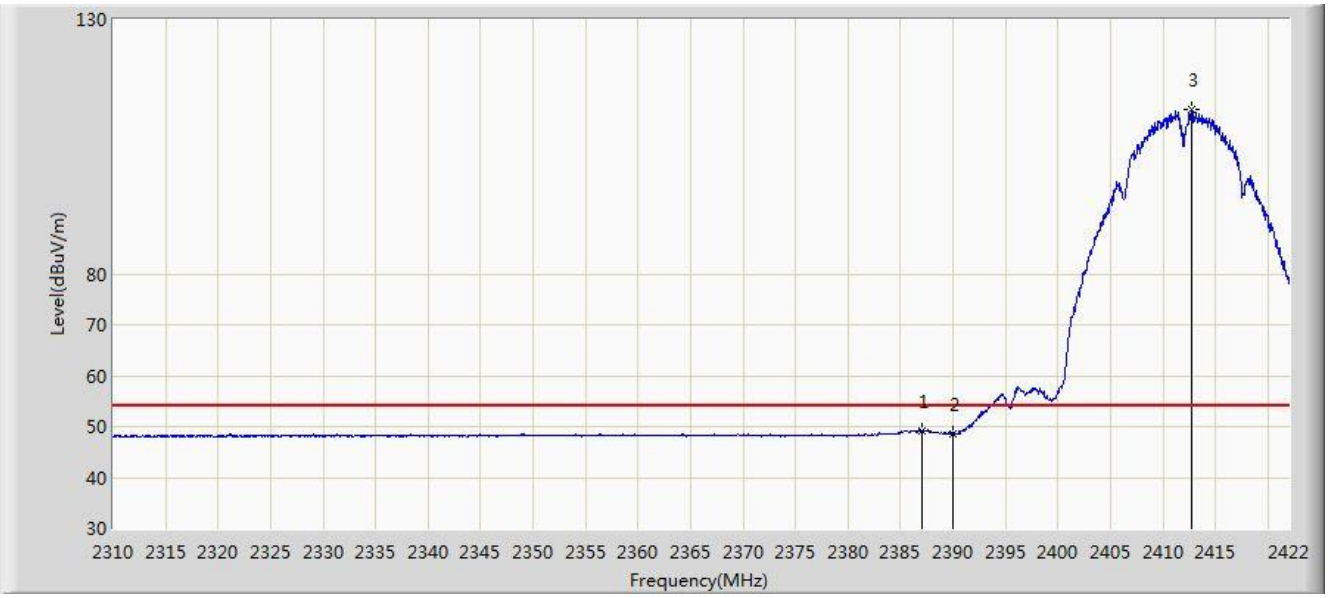

No	Flag	Mark	Frequency (MHz)	Measure Level (dBuV/m)	Reading Level (dBuV)	Margin (dB)	Limit (dBuV/m)	Factor (dB)	Type
1			2387.112	49.147	16.729	-4.853	54.000	32.418	AV
2			2390.000	48.675	16.262	-5.325	54.000	32.413	AV
3	X	*	2412.760	112.373	79.990	N/A	N/A	32.383	AV

Note: Measure Level (dBµV/m) = Reading Level (dBµV) + Factor (dB)

Factor (dB) = Cable Loss (dB) + Antenna Factor (dB/m)

Site: AC1	Time: 2019/11/09 - 03:43
Limit: FCC_Part15.209_RSE (3m)	Engineer: Bacon Dong
Probe: BBHA9120D_1-18GHz	Polarity: Horizontal
EUT: OmniAccess Stellar	Power: By PoE
Test Mode: Transmit by 802.11b at Channel 2462MHz (CDD Mode) with OAW-AP1361	

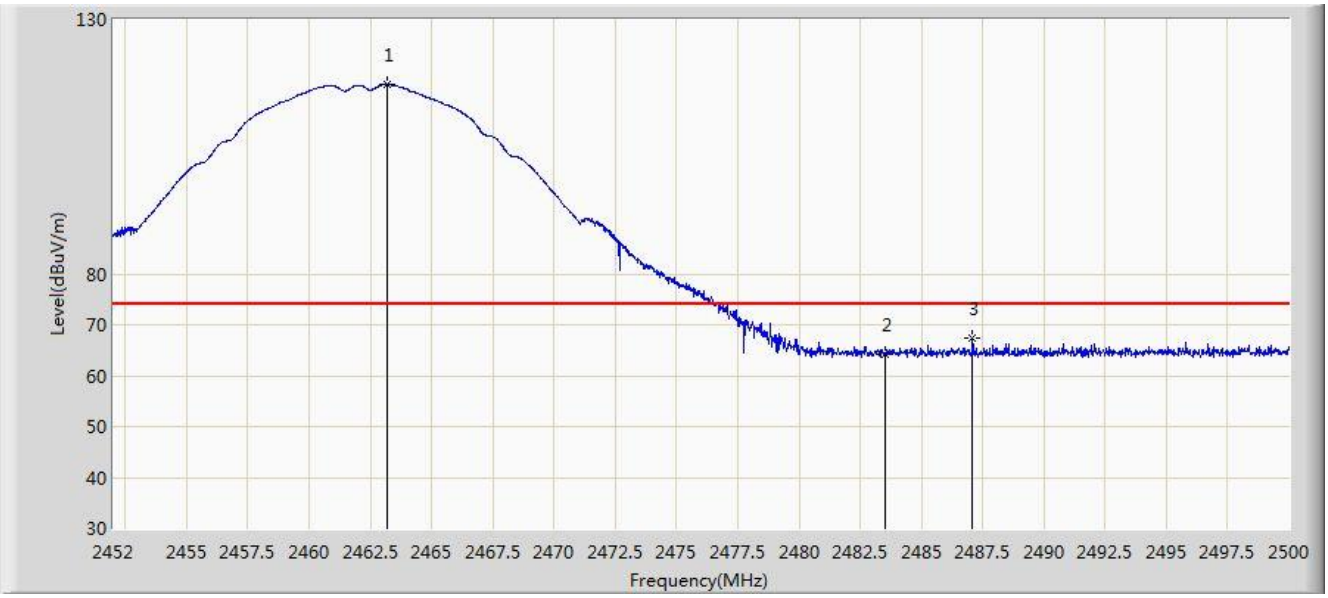

No	Flag	Mark	Frequency (MHz)	Measure Level (dBuV/m)	Reading Level (dBuV)	Margin (dB)	Limit (dBuV/m)	Factor (dB)	Type
1		*	2463.184	117.149	84.781	N/A	N/A	32.368	PK
2			2483.500	64.260	31.845	-9.740	74.000	32.416	PK
3			2487.088	67.304	34.881	-6.696	74.000	32.422	PK

Note: Measure Level (dBμV/m) = Reading Level (dBμV) + Factor (dB)

Factor (dB) = Cable Loss (dB) + Antenna Factor (dB/m)

Site: AC1	Time: 2019/11/09 - 03:48
Limit: FCC_Part15.209_RSE (3m)	Engineer: Bacon Dong
Probe: BBHA9120D_1-18GHz	Polarity: Horizontal
EUT: OmniAccess Stellar	Power: By PoE
Test Mode: Transmit by 802.11b at Channel 2462MHz (CDD Mode) with OAW-AP1361	

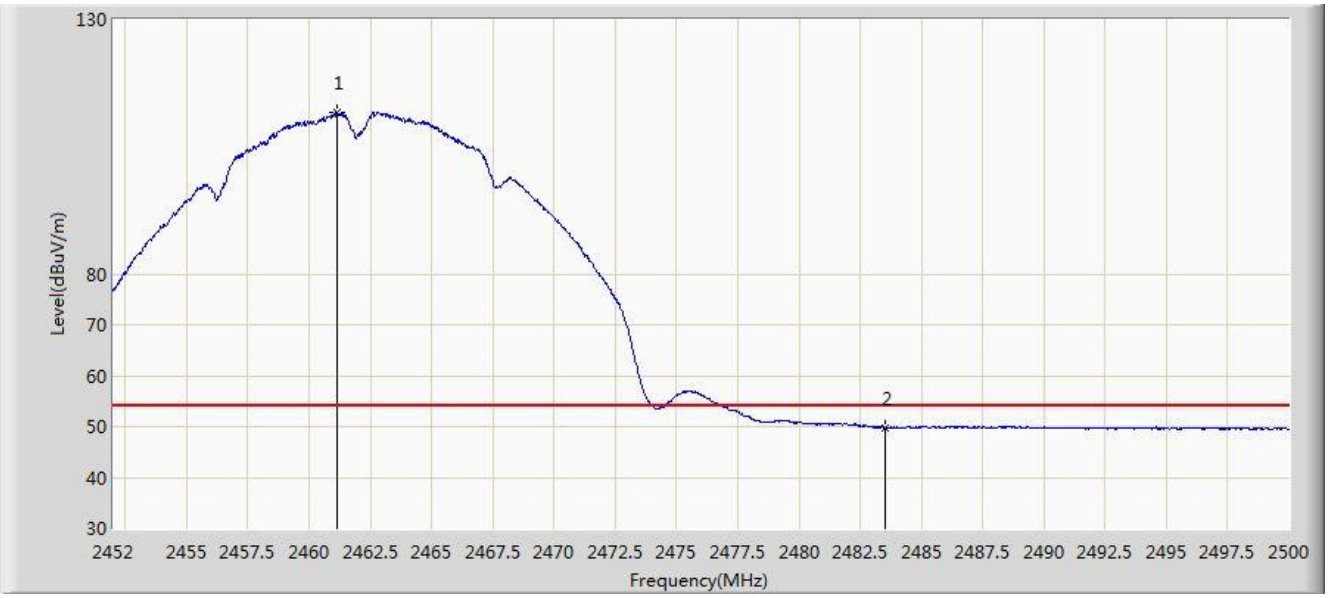

No	Flag	Mark	Frequency (MHz)	Measure Level (dBuV/m)	Reading Level (dBuV)	Margin (dB)	Limit (dBuV/m)	Factor (dB)	Type
1	X	*	2461.168	111.687	79.322	N/A	N/A	32.365	AV
2			2483.500	49.829	17.414	-4.171	54.000	32.416	AV

Note: Measure Level (dBµV/m) = Reading Level (dBµV) + Factor (dB)

Factor (dB) = Cable Loss (dB) + Antenna Factor (dB/m)

Site: AC1	Time: 2019/11/09 - 03:51
Limit: FCC_Part15.209_RSE (3m)	Engineer: Bacon Dong
Probe: BBHA9120D_1-18GHz	Polarity: Vertical
EUT: OmniAccess Stellar	Power: By PoE
Test Mode: Transmit by 802.11b at Channel 2462MHz (CDD Mode) with OAW-AP1361	

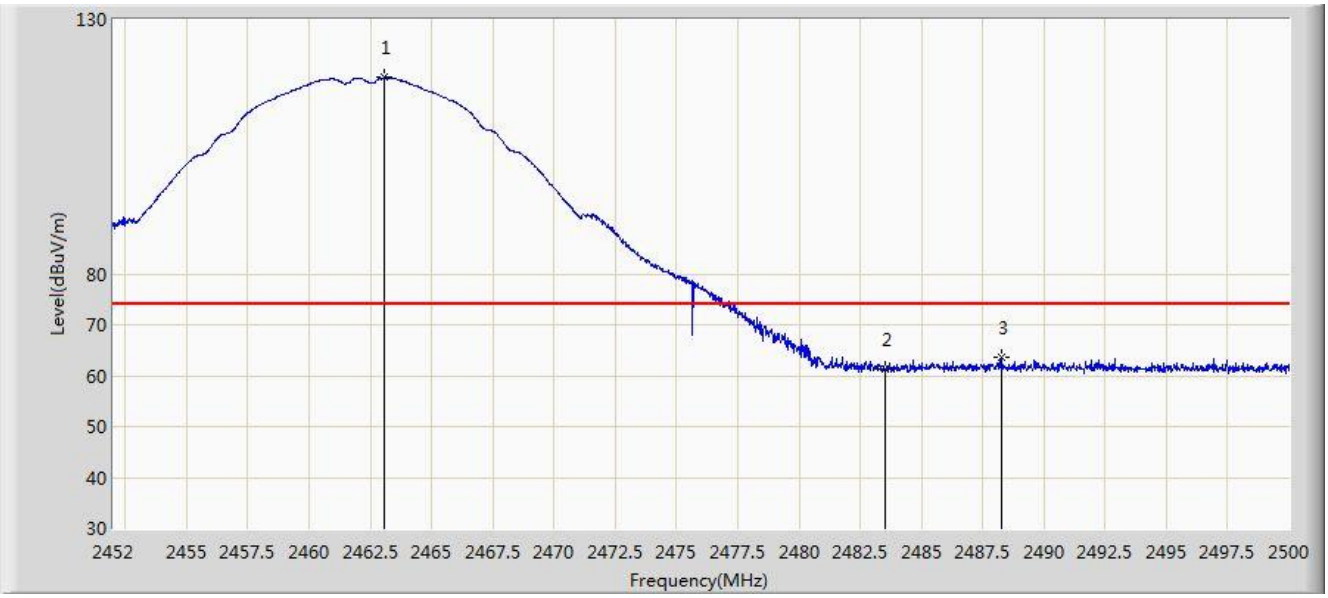

No	Flag	Mark	Frequency (MHz)	Measure Level (dBuV/m)	Reading Level (dBuV)	Margin (dB)	Limit (dBuV/m)	Factor (dB)	Type
1		*	2463.088	118.561	86.193	N/A	N/A	32.368	PK
2			2483.500	61.173	28.758	-12.827	74.000	32.416	PK
3			2488.288	63.556	31.131	-10.444	74.000	32.425	PK

Note: Measure Level (dBµV/m) = Reading Level (dBµV) + Factor (dB)

Factor (dB) = Cable Loss (dB) + Antenna Factor (dB/m)

Site: AC1	Time: 2019/11/09 - 03:51
Limit: FCC_Part15.209_RSE (3m)	Engineer: Bacon Dong
Probe: BBHA9120D_1-18GHz	Polarity: Vertical
EUT: OmniAccess Stellar	Power: By PoE
Test Mode: Transmit by 802.11b at Channel 2462MHz (CDD Mode) with OAW-AP1361	

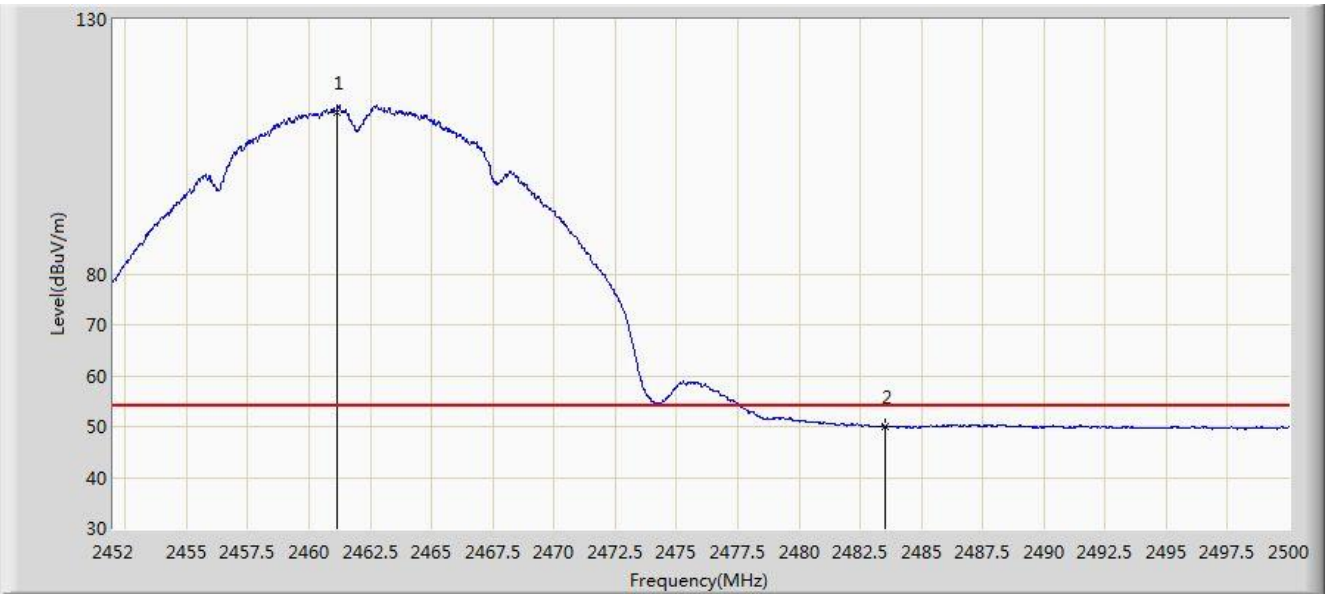

No	Flag	Mark	Frequency (MHz)	Measure Level (dBuV/m)	Reading Level (dBuV)	Margin (dB)	Limit (dBuV/m)	Factor (dB)	Type
1	X	*	2461.168	111.687	79.322	N/A	N/A	32.365	AV
2			2483.500	49.957	17.542	-4.043	54.000	32.416	AV

Note: Measure Level (dBµV/m) = Reading Level (dBµV) + Factor (dB)

Factor (dB) = Cable Loss (dB) + Antenna Factor (dB/m)

Site: AC1	Time: 2019/11/09 - 04:04
Limit: FCC_Part15.209_RSE (3m)	Engineer: Bacon Dong
Probe: BBHA9120D_1-18GHz	Polarity: Horizontal
EUT: OmniAccess Stellar	Power: By PoE
Test Mode: Transmit by 802.11g at Channel 2412MHz (CDD Mode) with OAW-AP1361	

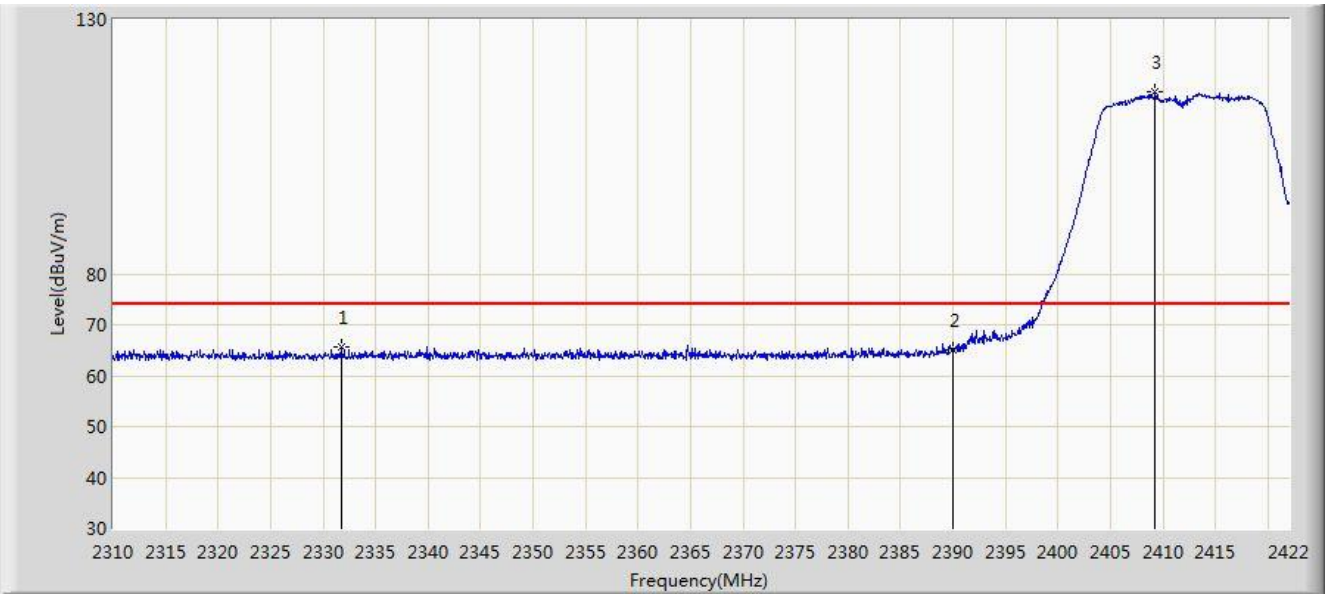

No	Flag	Mark	Frequency (MHz)	Measure Level (dBuV/m)	Reading Level (dBuV)	Margin (dB)	Limit (dBuV/m)	Factor (dB)	Type
1			2331.728	65.681	33.096	-8.319	74.000	32.585	PK
2			2390.000	65.187	32.774	-8.813	74.000	32.413	PK
3		*	2409.288	115.719	83.332	N/A	N/A	32.388	PK

Note: Measure Level (dBμV/m) = Reading Level (dBμV) + Factor (dB)

Factor (dB) = Cable Loss (dB) + Antenna Factor (dB/m)

Site: AC1	Time: 2019/11/09 - 04:06
Limit: FCC_Part15.209_RSE (3m)	Engineer: Bacon Dong
Probe: BBHA9120D_1-18GHz	Polarity: Horizontal
EUT: OmniAccess Stellar	Power: By PoE
Test Mode: Transmit by 802.11g at Channel 2412MHz (CDD Mode) with OAW-AP1361	

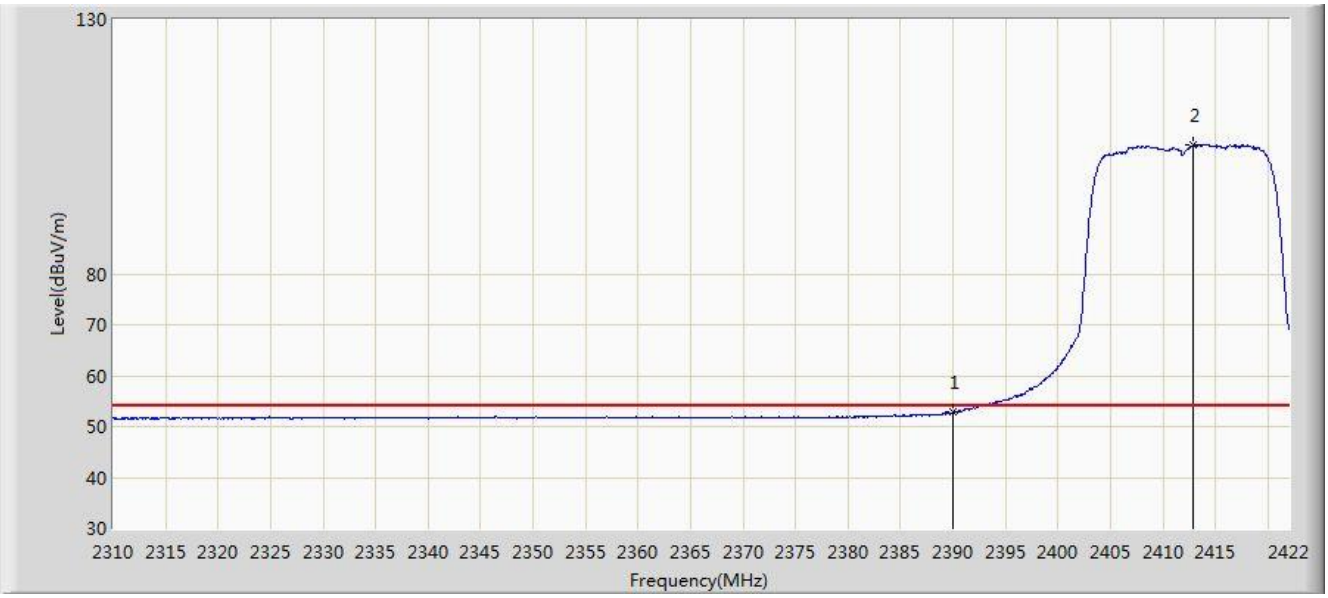

No	Flag	Mark	Frequency (MHz)	Measure Level (dBuV/m)	Reading Level (dBuV)	Margin (dB)	Limit (dBuV/m)	Factor (dB)	Type
1			2390.000	52.776	20.363	-1.224	54.000	32.413	AV
2		*	2412.928	105.481	73.098	N/A	N/A	32.383	AV

Note: Measure Level (dBµV/m) = Reading Level (dBµV) + Factor (dB)

Factor (dB) = Cable Loss (dB) + Antenna Factor (dB/m)

Site: AC1	Time: 2019/11/09 - 04:03
Limit: FCC_Part15.209_RSE (3m)	Engineer: Bacon Dong
Probe: BBHA9120D_1-18GHz	Polarity: Vertical
EUT: OmniAccess Stellar	Power: By PoE
Test Mode: Transmit by 802.11g at Channel 2412MHz (CDD Mode) with OAW-AP1361	

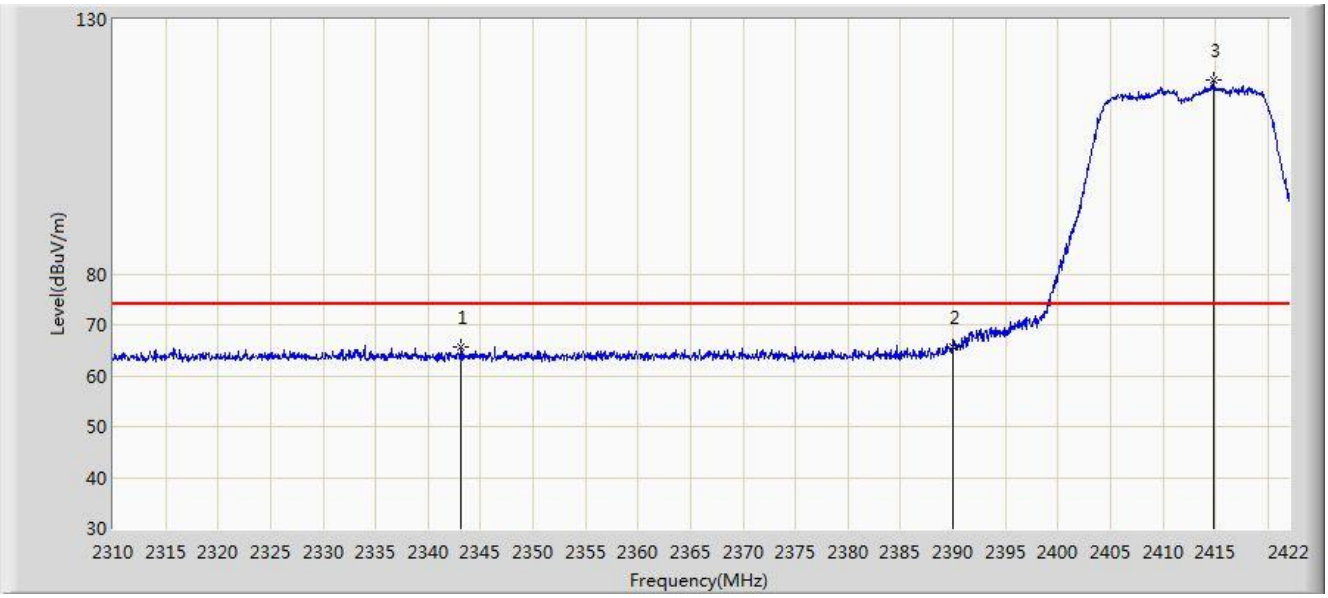

No	Flag	Mark	Frequency (MHz)	Measure Level (dBuV/m)	Reading Level (dBuV)	Margin (dB)	Limit (dBuV/m)	Factor (dB)	Type
1			2343.152	65.683	33.143	-8.317	74.000	32.540	PK
2			2390.000	65.634	33.221	-8.366	74.000	32.413	PK
3		*	2414.776	117.990	85.609	N/A	N/A	32.381	PK

Note: Measure Level (dBµV/m) = Reading Level (dBµV) + Factor (dB)

Factor (dB) = Cable Loss (dB) + Antenna Factor (dB/m)

Site: AC1	Time: 2019/11/09 - 04:02
Limit: FCC_Part15.209_RSE (3m)	Engineer: Bacon Dong
Probe: BBHA9120D_1-18GHz	Polarity: Vertical
EUT: OmniAccess Stellar	Power: By PoE
Test Mode: Transmit by 802.11g at Channel 2412MHz (CDD Mode) with OAW-AP1361	

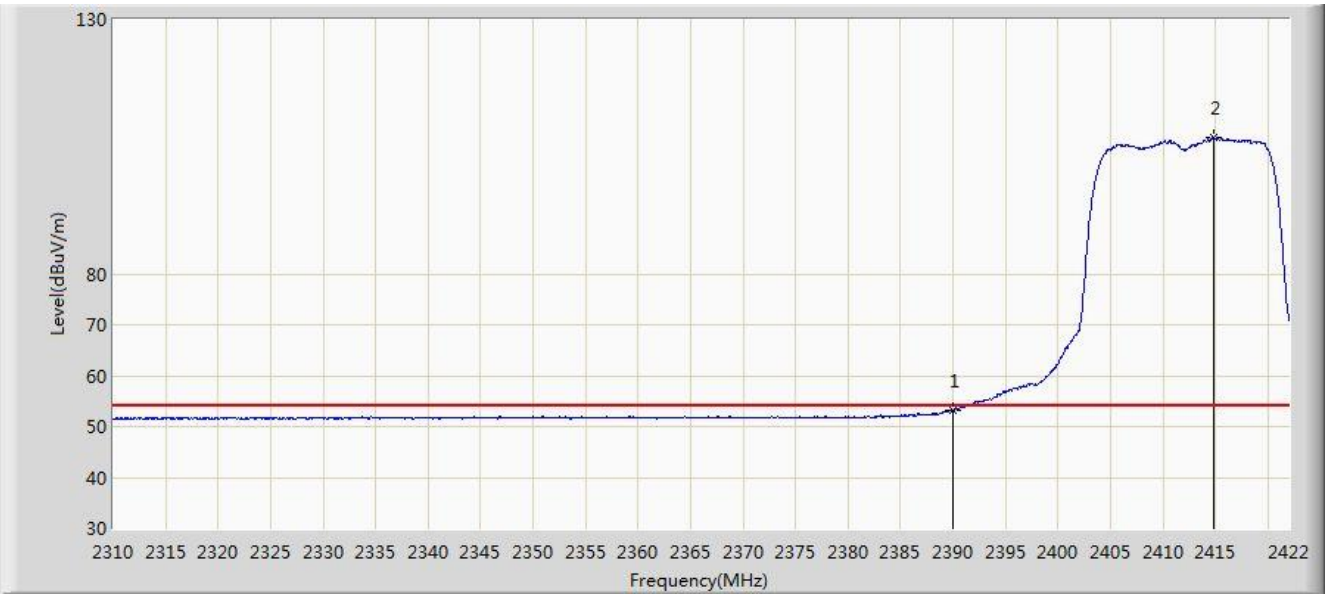

No	Flag	Mark	Frequency (MHz)	Measure Level (dBuV/m)	Reading Level (dBuV)	Margin (dB)	Limit (dBuV/m)	Factor (dB)	Type
1			2390.000	53.179	20.766	-0.821	54.000	32.413	AV
2		*	2414.776	106.713	74.332	N/A	N/A	32.381	AV

Note: Measure Level (dBµV/m) = Reading Level (dBµV) + Factor (dB)

Factor (dB) = Cable Loss (dB) + Antenna Factor (dB/m)

Site: AC1	Time: 2019/11/09 - 04:11
Limit: FCC_Part15.209_RSE (3m)	Engineer: Bacon Dong
Probe: BBHA9120D_1-18GHz	Polarity: Horizontal
EUT: OmniAccess Stellar	Power: By PoE
Test Mode: Transmit by 802.11g at Channel 2462MHz (CDD Mode) with OAW-AP1361	

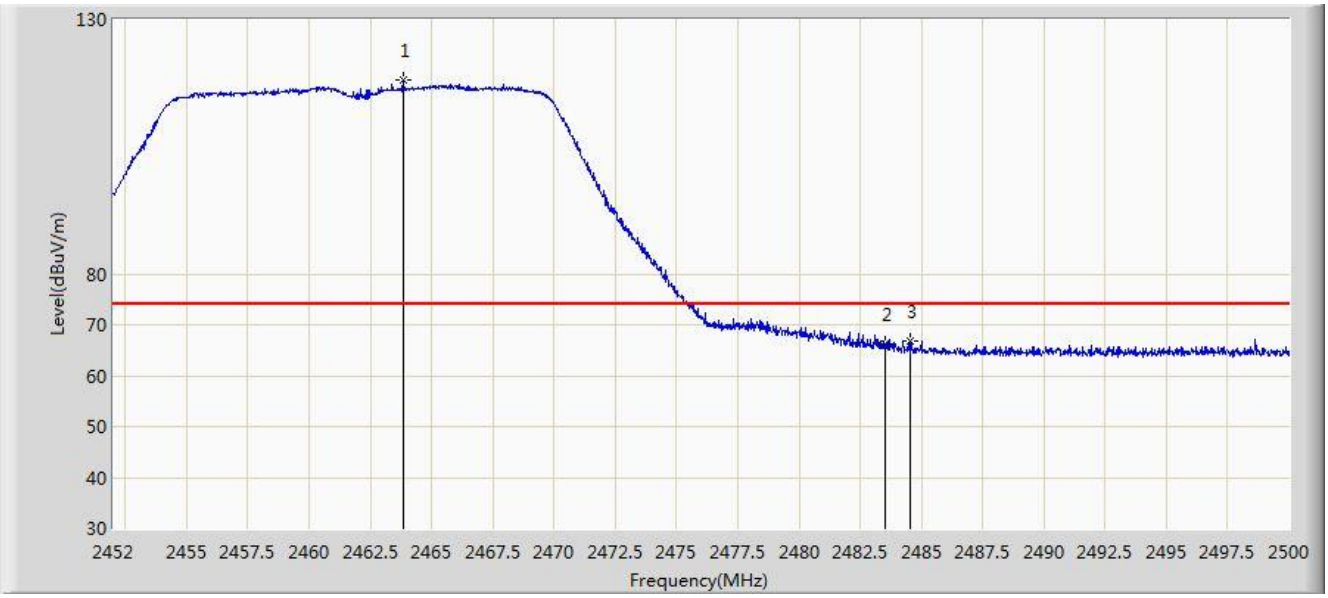

No	Flag	Mark	Frequency (MHz)	Measure Level (dBuV/m)	Reading Level (dBuV)	Margin (dB)	Limit (dBuV/m)	Factor (dB)	Type
1		*	2463.832	118.161	85.792	N/A	N/A	32.369	PK
2			2483.500	66.163	33.748	-7.837	74.000	32.416	PK
3			2484.544	66.940	34.523	-7.060	74.000	32.418	PK

Note: Measure Level (dBµV/m) = Reading Level (dBµV) + Factor (dB)

Factor (dB) = Cable Loss (dB) + Antenna Factor (dB/m)

Site: AC1	Time: 2019/11/09 - 04:12
Limit: FCC_Part15.209_RSE (3m)	Engineer: Bacon Dong
Probe: BBHA9120D_1-18GHz	Polarity: Horizontal
EUT: OmniAccess Stellar	Power: By PoE
Test Mode: Transmit by 802.11g at Channel 2462MHz (CDD Mode) with OAW-AP1361	

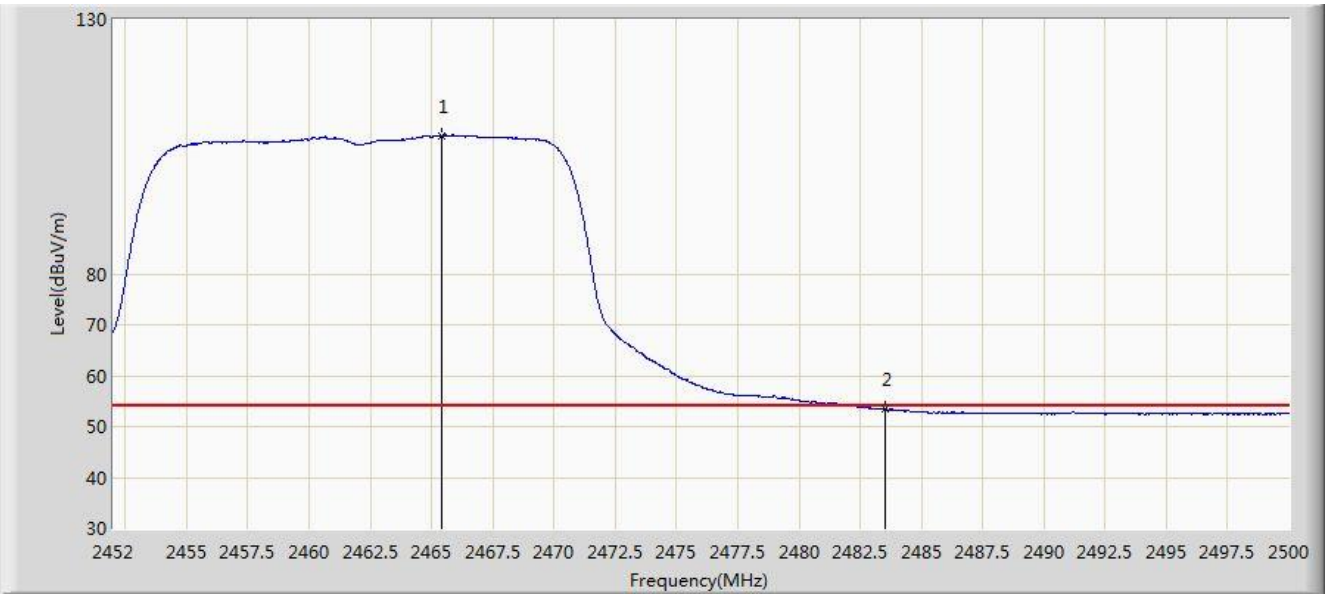

No	Flag	Mark	Frequency (MHz)	Measure Level (dBuV/m)	Reading Level (dBuV)	Margin (dB)	Limit (dBuV/m)	Factor (dB)	Type
1		*	2465.392	107.195	74.822	N/A	N/A	32.373	AV
2			2483.500	53.431	21.016	-0.569	54.000	32.416	AV

Note: Measure Level (dBµV/m) = Reading Level (dBµV) + Factor (dB)

Factor (dB) = Cable Loss (dB) + Antenna Factor (dB/m)

Site: AC1	Time: 2019/11/09 - 04:07
Limit: FCC_Part15.209_RSE (3m)	Engineer: Bacon Dong
Probe: BBHA9120D_1-18GHz	Polarity: Vertical
EUT: OmniAccess Stellar	Power: By PoE
Test Mode: Transmit by 802.11g at Channel 2462MHz (CDD Mode) with OAW-AP1361	

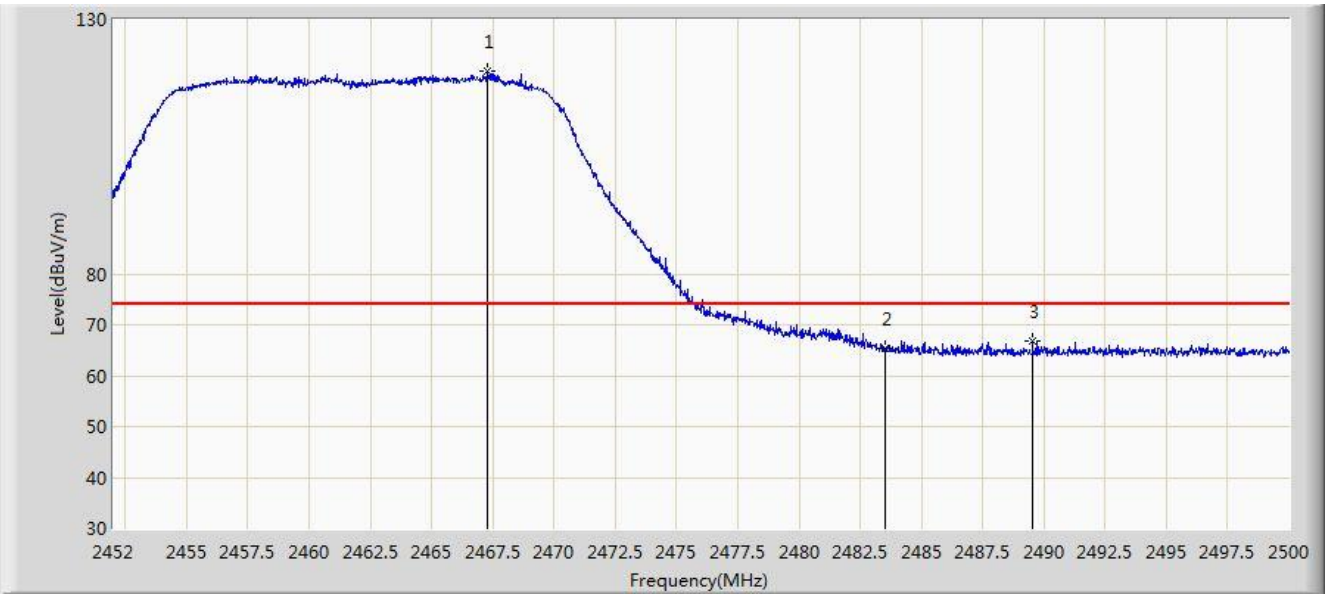

No	Flag	Mark	Frequency (MHz)	Measure Level (dBuV/m)	Reading Level (dBuV)	Margin (dB)	Limit (dBuV/m)	Factor (dB)	Type
1		*	2467.264	119.822	87.444	N/A	N/A	32.377	PK
2			2483.500	65.491	33.076	-8.509	74.000	32.416	PK
3			2489.536	66.929	34.502	-7.071	74.000	32.428	PK

Note: Measure Level (dBμV/m) = Reading Level (dBμV) + Factor (dB)

Factor (dB) = Cable Loss (dB) + Antenna Factor (dB/m)

Site: AC1	Time: 2019/11/09 - 04:10
Limit: FCC_Part15.209_RSE (3m)	Engineer: Bacon Dong
Probe: BBHA9120D_1-18GHz	Polarity: Vertical
EUT: OmniAccess Stellar	Power: By PoE
Test Mode: Transmit by 802.11g at Channel 2462MHz (CDD Mode) with OAW-AP1361	

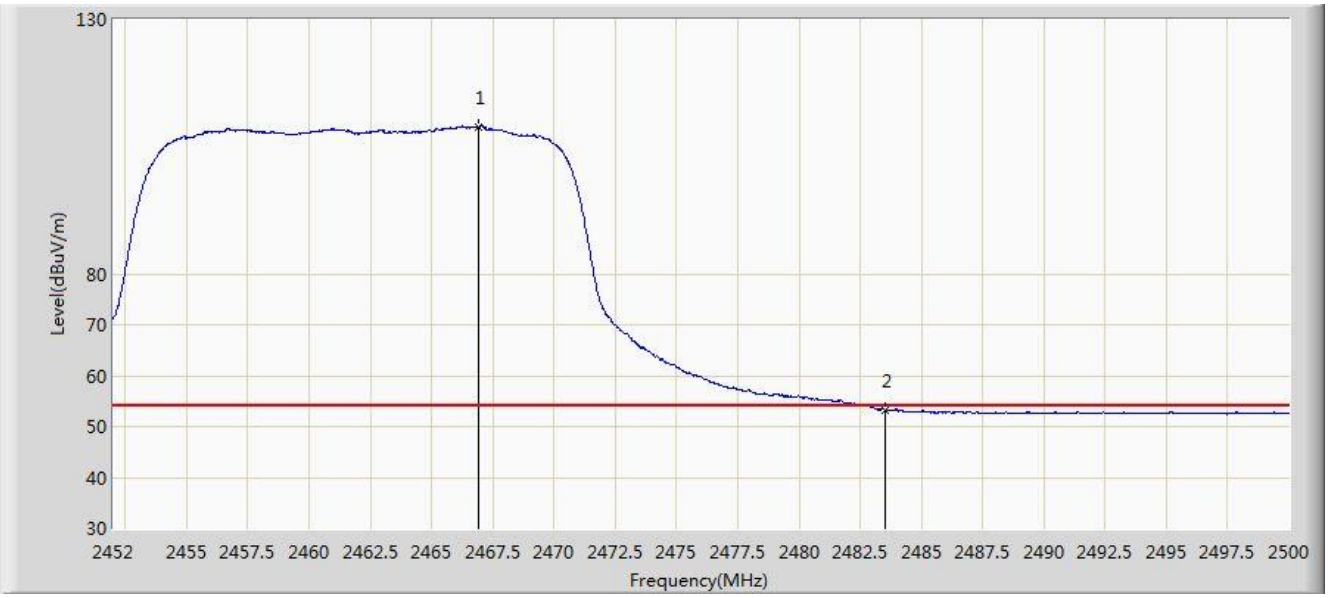

No	Flag	Mark	Frequency (MHz)	Measure Level (dBuV/m)	Reading Level (dBuV)	Margin (dB)	Limit (dBuV/m)	Factor (dB)	Type
1	X	*	2466.904	108.766	76.389	N/A	N/A	32.377	AV
2			2483.500	53.330	20.915	-0.670	54.000	32.416	AV

Note: Measure Level (dBµV/m) = Reading Level (dBµV) + Factor (dB)

Factor (dB) = Cable Loss (dB) + Antenna Factor (dB/m)

Site: AC1	Time: 2019/11/09 - 04:22
Limit: FCC_Part15.209_RSE (3m)	Engineer: Bacon Dong
Probe: BBHA9120D_1-18GHz	Polarity: Horizontal
EUT: OmniAccess Stellar	Power: By PoE
Test Mode: Transmit by 802.11n-HT20 at Channel 2412MHz (CDD Mode) with OAW-AP1361	

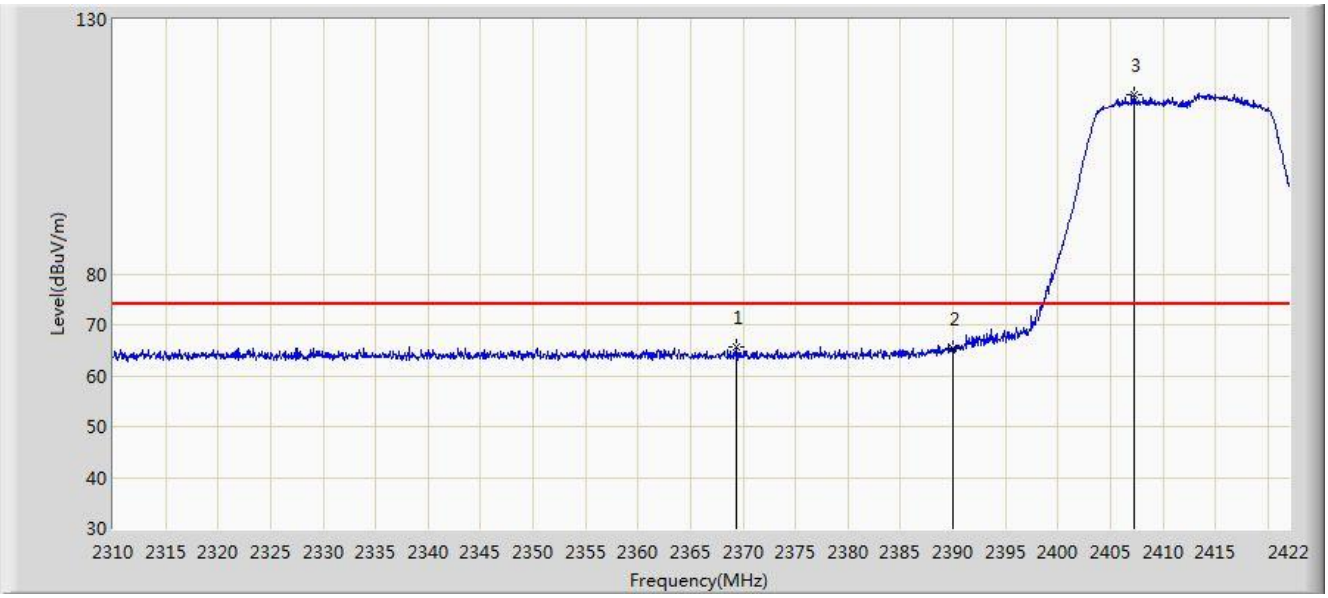

No	Flag	Mark	Frequency (MHz)	Measure Level (dBuV/m)	Reading Level (dBuV)	Margin (dB)	Limit (dBuV/m)	Factor (dB)	Type
1			2369.416	65.658	33.204	-8.342	74.000	32.453	PK
2			2390.000	65.443	33.030	-8.557	74.000	32.413	PK
3		*	2407.216	115.358	82.968	N/A	N/A	32.390	PK

Note: Measure Level (dBµV/m) = Reading Level (dBµV) + Factor (dB)

Factor (dB) = Cable Loss (dB) + Antenna Factor (dB/m)

Site: AC1	Time: 2019/11/09 - 04:24
Limit: FCC_Part15.209_RSE (3m)	Engineer: Bacon Dong
Probe: BBHA9120D_1-18GHz	Polarity: Horizontal
EUT: OmniAccess Stellar	Power: By PoE
Test Mode: Transmit by 802.11n-HT20 at Channel 2412MHz (CDD Mode) with OAW-AP1361	

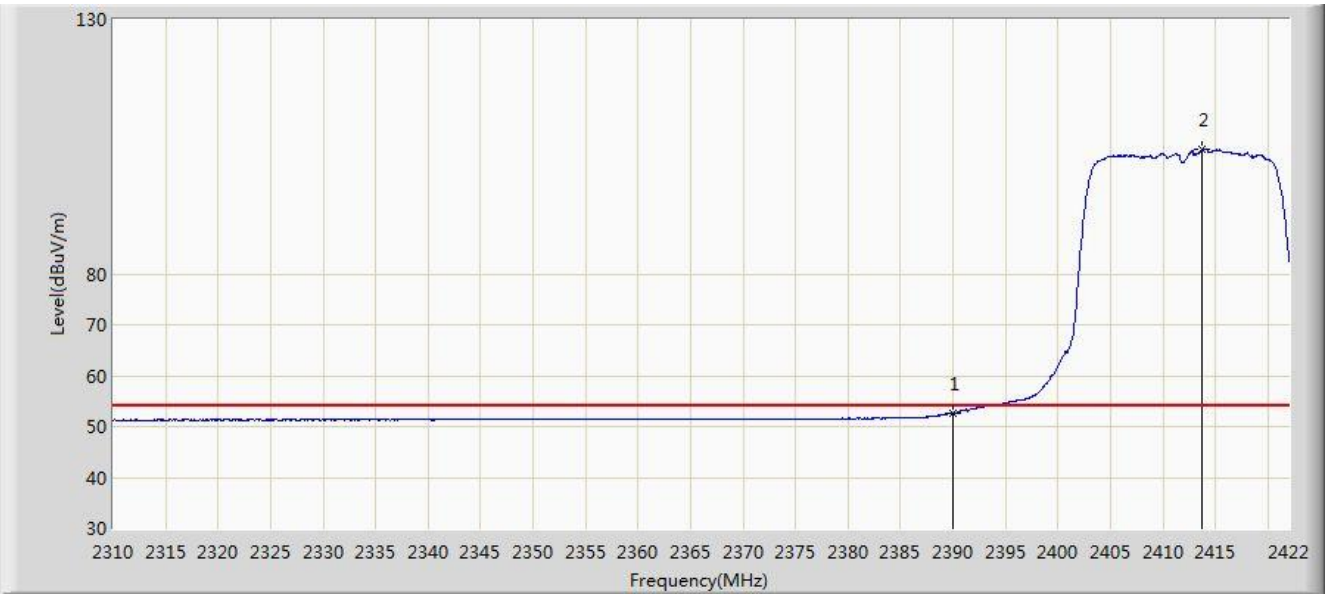

No	Flag	Mark	Frequency (MHz)	Measure Level (dBuV/m)	Reading Level (dBuV)	Margin (dB)	Limit (dBuV/m)	Factor (dB)	Type
1			2390.000	52.535	20.122	-1.465	54.000	32.413	AV
2		*	2413.768	104.387	72.005	N/A	N/A	32.382	AV

Note: Measure Level (dBµV/m) = Reading Level (dBµV) + Factor (dB)

Factor (dB) = Cable Loss (dB) + Antenna Factor (dB/m)

Site: AC1	Time: 2019/11/09 - 04:20
Limit: FCC_Part15.209_RSE (3m)	Engineer: Bacon Dong
Probe: BBHA9120D_1-18GHz	Polarity: Vertical
EUT: OmniAccess Stellar	Power: By PoE
Test Mode: Transmit by 802.11n-HT20 at Channel 2412MHz (CDD Mode) with OAW-AP1361	

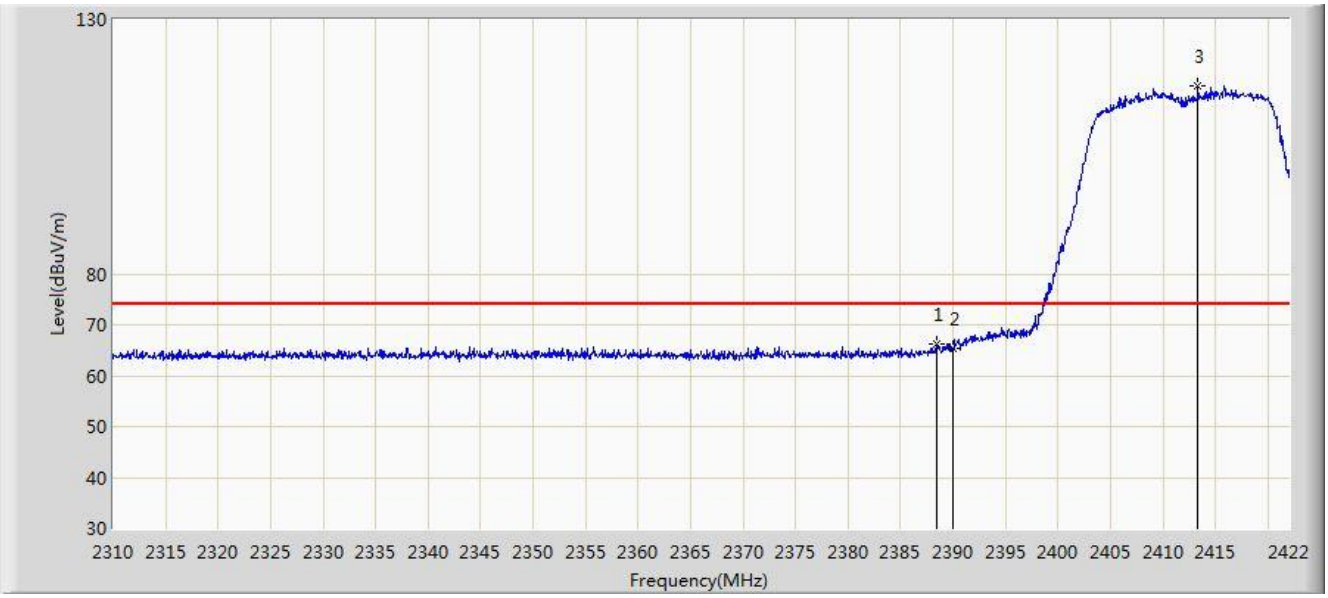

No	Flag	Mark	Frequency (MHz)	Measure Level (dBuV/m)	Reading Level (dBuV)	Margin (dB)	Limit (dBuV/m)	Factor (dB)	Type
1			2388.400	66.248	33.832	-7.752	74.000	32.416	PK
2			2390.000	65.344	32.931	-8.656	74.000	32.413	PK
3		*	2413.320	116.985	84.602	N/A	N/A	32.383	PK

Note: Measure Level (dBµV/m) = Reading Level (dBµV) + Factor (dB)

Factor (dB) = Cable Loss (dB) + Antenna Factor (dB/m)

Site: AC1	Time: 2019/11/09 - 04:19
Limit: FCC_Part15.209_RSE (3m)	Engineer: Bacon Dong
Probe: BBHA9120D_1-18GHz	Polarity: Vertical
EUT: OmniAccess Stellar	Power: By PoE
Test Mode: Transmit by 802.11n-HT20 at Channel 2412MHz (CDD Mode) with OAW-AP1361	

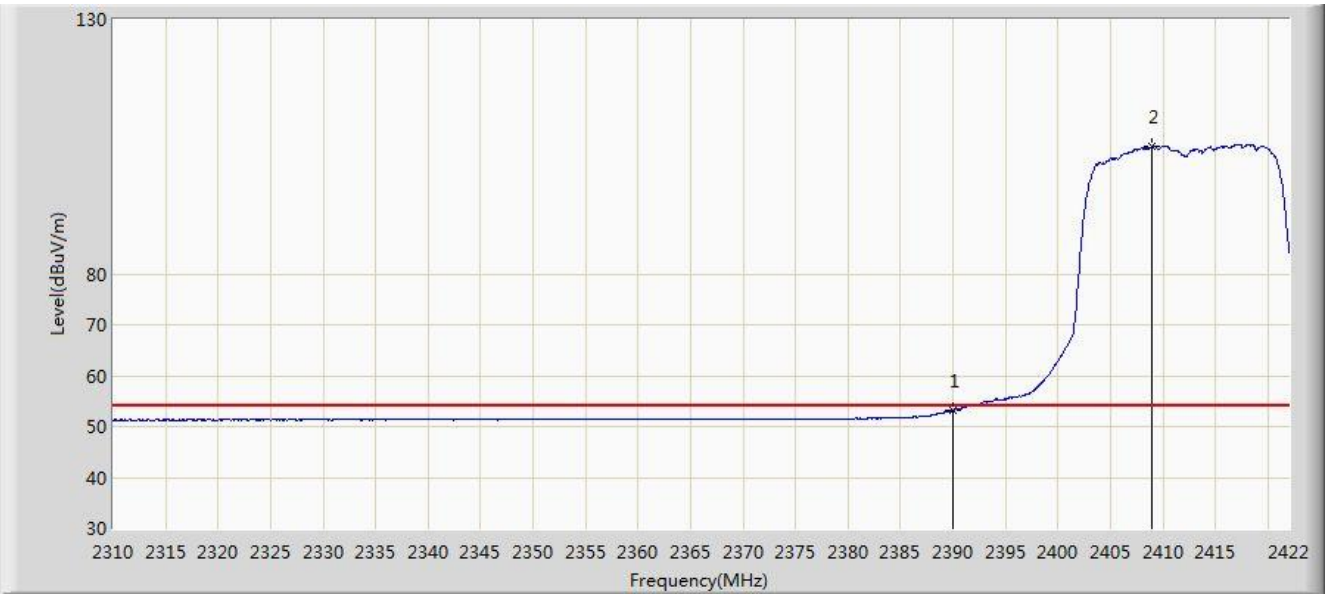

No	Flag	Mark	Frequency (MHz)	Measure Level (dBuV/m)	Reading Level (dBuV)	Margin (dB)	Limit (dBuV/m)	Factor (dB)	Type
1			2390.000	53.287	20.874	-0.713	54.000	32.413	AV
2		*	2408.896	105.016	72.628	N/A	N/A	32.387	AV

Note: Measure Level (dBµV/m) = Reading Level (dBµV) + Factor (dB)

Factor (dB) = Cable Loss (dB) + Antenna Factor (dB/m)

Site: AC1	Time: 2019/11/09 - 04:30
Limit: FCC_Part15.209_RSE (3m)	Engineer: Bacon Dong
Probe: BBHA9120D_1-18GHz	Polarity: Horizontal
EUT: OmniAccess Stellar	Power: By PoE
Test Mode: Transmit by 802.11n-HT20 at Channel 2462MHz (CDD Mode) with OAW-AP1361	

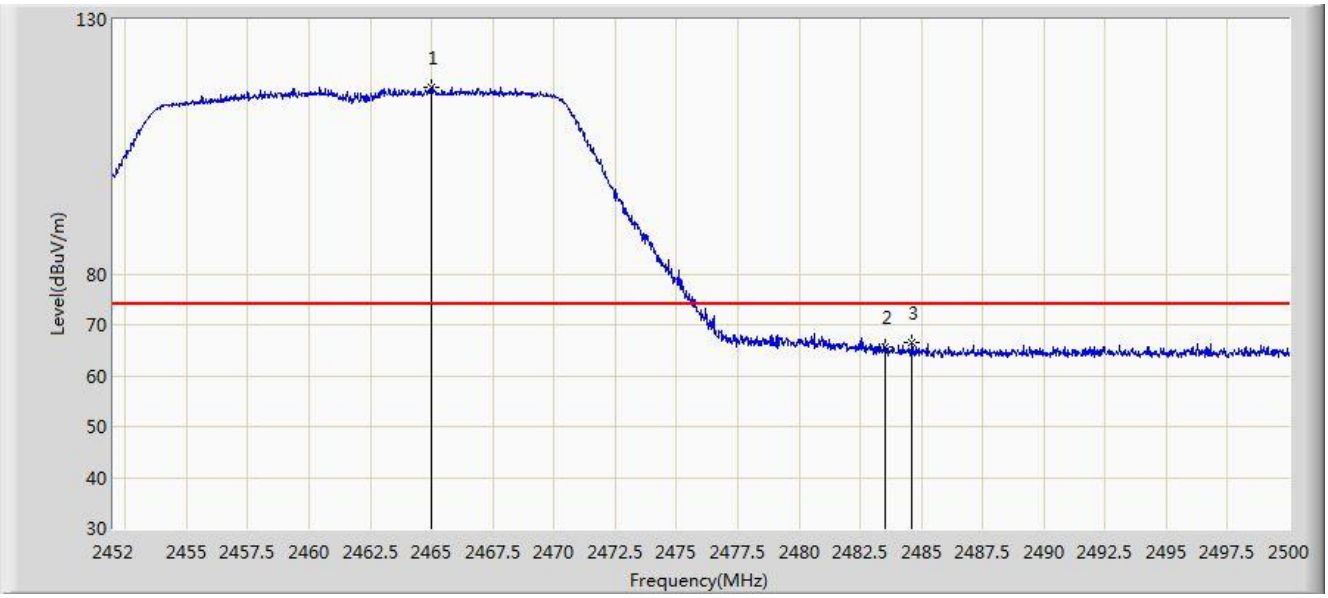

No	Flag	Mark	Frequency (MHz)	Measure Level (dBuV/m)	Reading Level (dBuV)	Margin (dB)	Limit (dBuV/m)	Factor (dB)	Type
1		*	2464.984	116.695	84.323	N/A	N/A	32.372	PK
2			2483.500	65.747	33.332	-8.253	74.000	32.416	PK
3			2484.616	66.511	34.093	-7.489	74.000	32.418	PK

Note: Measure Level (dBµV/m) = Reading Level (dBµV) + Factor (dB)

Factor (dB) = Cable Loss (dB) + Antenna Factor (dB/m)

Site: AC1	Time: 2019/11/09 - 04:30
Limit: FCC_Part15.209_RSE (3m)	Engineer: Bacon Dong
Probe: BBHA9120D_1-18GHz	Polarity: Horizontal
EUT: OmniAccess Stellar	Power: By PoE
Test Mode: Transmit by 802.11n-HT20 at Channel 2462MHz (CDD Mode) with OAW-AP1361	

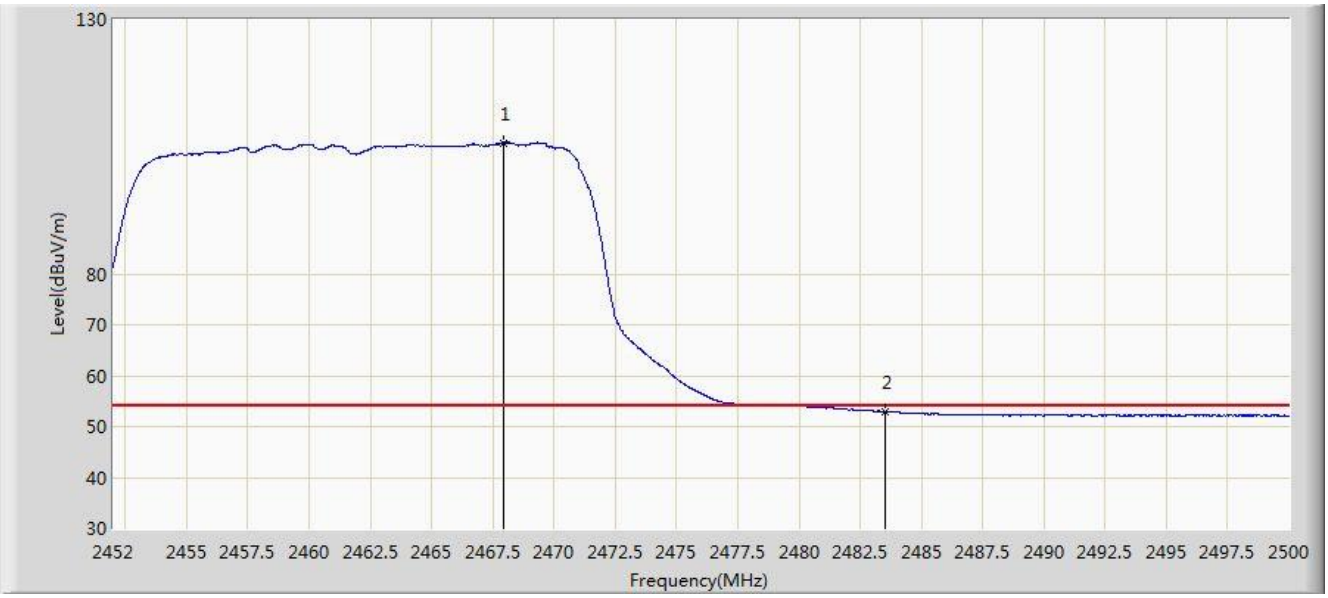

No	Flag	Mark	Frequency (MHz)	Measure Level (dBuV/m)	Reading Level (dBuV)	Margin (dB)	Limit (dBuV/m)	Factor (dB)	Type
1		*	2467.960	105.797	73.418	N/A	N/A	32.380	AV
2			2483.500	52.912	20.497	-1.088	54.000	32.416	AV

Note: Measure Level (dBµV/m) = Reading Level (dBµV) + Factor (dB)

Factor (dB) = Cable Loss (dB) + Antenna Factor (dB/m)

Site: AC1	Time: 2019/11/09 - 04:26
Limit: FCC_Part15.209_RSE (3m)	Engineer: Bacon Dong
Probe: BBHA9120D_1-18GHz	Polarity: Vertical
EUT: OmniAccess Stellar	Power: By PoE
Test Mode: Transmit by 802.11n-HT20 at Channel 2462MHz (CDD Mode) with OAW-AP1361	

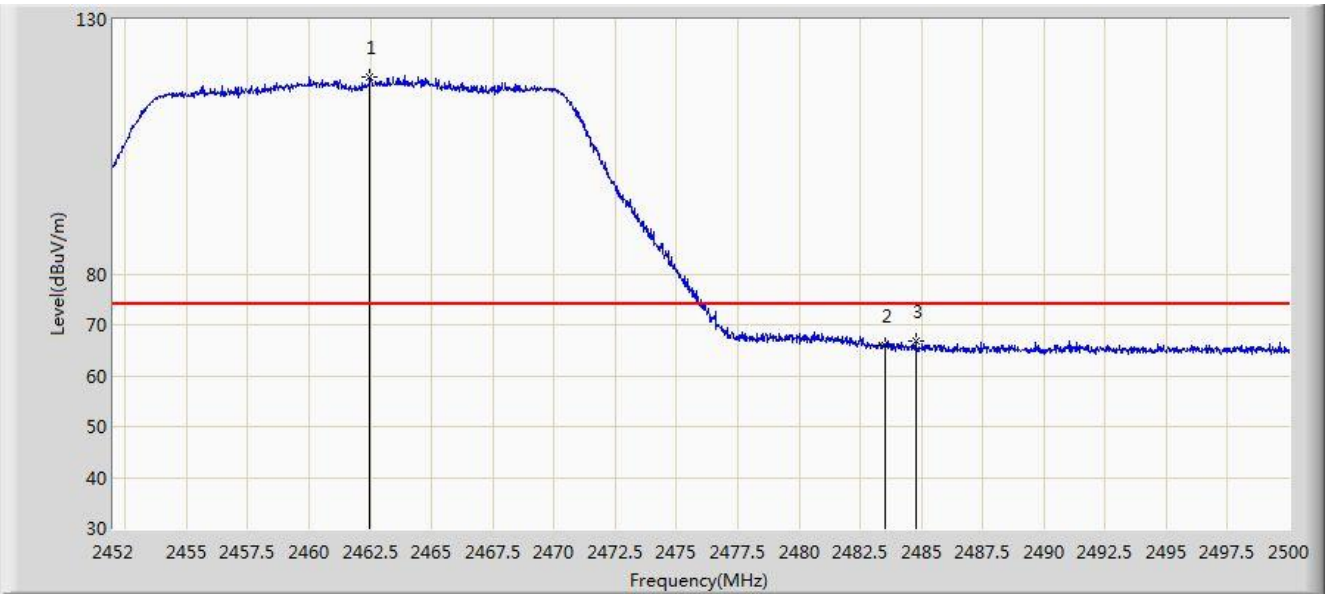

No	Flag	Mark	Frequency (MHz)	Measure Level (dBuV/m)	Reading Level (dBuV)	Margin (dB)	Limit (dBuV/m)	Factor (dB)	Type
1		*	2462.488	118.789	86.422	N/A	N/A	32.367	PK
2			2483.500	66.019	33.604	-7.981	74.000	32.416	PK
3			2484.784	66.826	34.408	-7.174	74.000	32.418	PK

Note: Measure Level (dBµV/m) = Reading Level (dBµV) + Factor (dB)

Factor (dB) = Cable Loss (dB) + Antenna Factor (dB/m)

Site: AC1	Time: 2019/11/09 - 04:29
Limit: FCC_Part15.209_RSE (3m)	Engineer: Bacon Dong
Probe: BBHA9120D_1-18GHz	Polarity: Vertical
EUT: OmniAccess Stellar	Power: By PoE
Test Mode: Transmit by 802.11n-HT20 at Channel 2462MHz (CDD Mode) with OAW-AP1361	

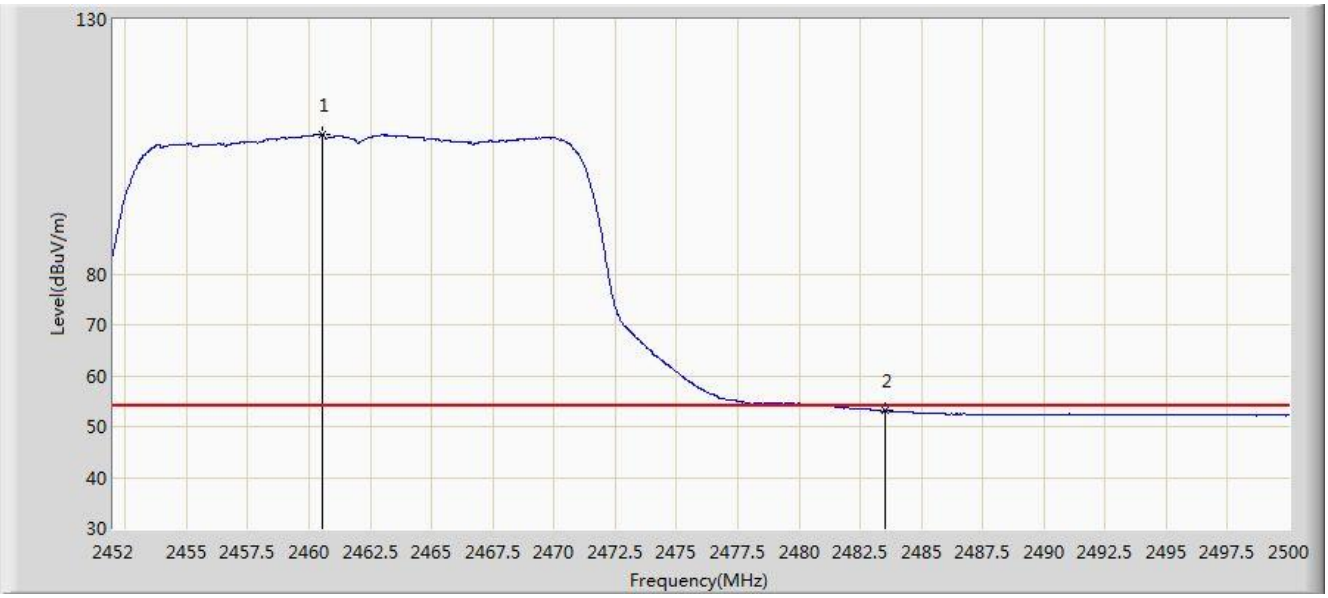

No	Flag	Mark	Frequency (MHz)	Measure Level (dBuV/m)	Reading Level (dBuV)	Margin (dB)	Limit (dBuV/m)	Factor (dB)	Type
1		*	2460.568	107.399	75.035	N/A	N/A	32.364	AV
2			2483.500	53.106	20.691	-0.894	54.000	32.416	AV

Note: Measure Level (dBµV/m) = Reading Level (dBµV) + Factor (dB)

Factor (dB) = Cable Loss (dB) + Antenna Factor (dB/m)

Site: AC1	Time: 2019/11/09 - 04:40
Limit: FCC_Part15.209_RSE (3m)	Engineer: Bacon Dong
Probe: BBHA9120D_1-18GHz	Polarity: Horizontal
EUT: OmniAccess Stellar	Power: By PoE
Test Mode: Transmit by 802.11n-HT40 at Channel 2422MHz (CDD Mode) with OAW-AP1361	

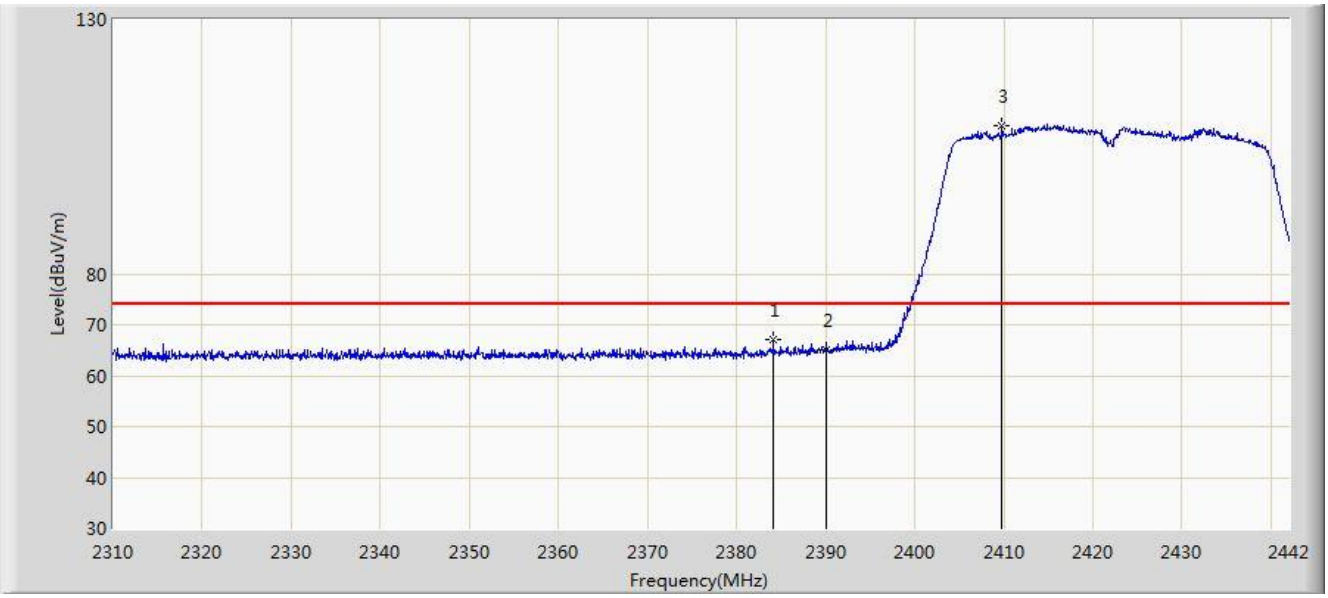

No	Flag	Mark	Frequency (MHz)	Measure Level (dBuV/m)	Reading Level (dBuV)	Margin (dB)	Limit (dBuV/m)	Factor (dB)	Type
1			2384.118	67.144	34.720	-6.856	74.000	32.423	PK
2			2390.000	65.020	32.607	-8.980	74.000	32.413	PK
3		*	2409.792	109.211	76.824	N/A	N/A	32.386	PK

Note: Measure Level (dBµV/m) = Reading Level (dBµV) + Factor (dB)

Factor (dB) = Cable Loss (dB) + Antenna Factor (dB/m)

Site: AC1	Time: 2019/11/09 - 04:42
Limit: FCC_Part15.209_RSE (3m)	Engineer: Bacon Dong
Probe: BBHA9120D_1-18GHz	Polarity: Horizontal
EUT: OmniAccess Stellar	Power: By PoE
Test Mode: Transmit by 802.11n-HT40 at Channel 2422MHz (CDD Mode) with OAW-AP1361	

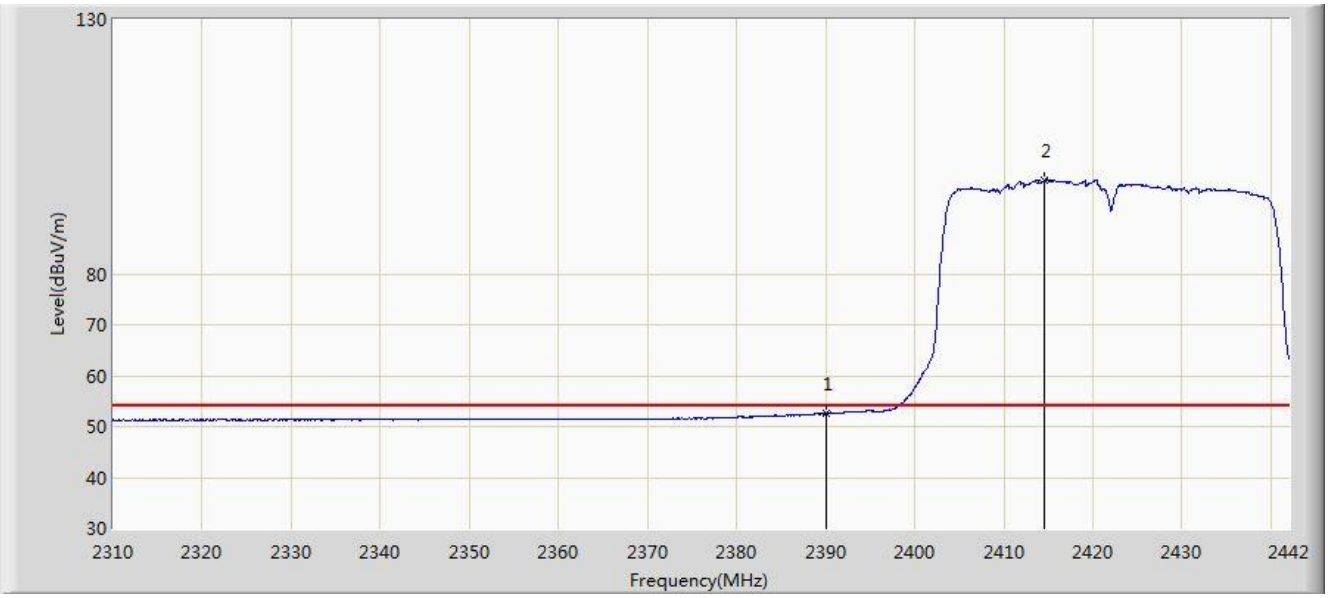

No	Flag	Mark	Frequency (MHz)	Measure Level (dBuV/m)	Reading Level (dBuV)	Margin (dB)	Limit (dBuV/m)	Factor (dB)	Type
1			2390.000	52.630	20.217	-1.370	54.000	32.413	AV
2		*	2414.610	98.494	66.113	N/A	N/A	32.381	AV

Note: Measure Level (dBµV/m) = Reading Level (dBµV) + Factor (dB)

Factor (dB) = Cable Loss (dB) + Antenna Factor (dB/m)

Site: AC1	Time: 2019/11/09 - 04:39
Limit: FCC_Part15.209_RSE (3m)	Engineer: Bacon Dong
Probe: BBHA9120D_1-18GHz	Polarity: Vertical
EUT: OmniAccess Stellar	Power: By PoE
Test Mode: Transmit by 802.11n-HT40 at Channel 2422MHz (CDD Mode) with OAW-AP1361	

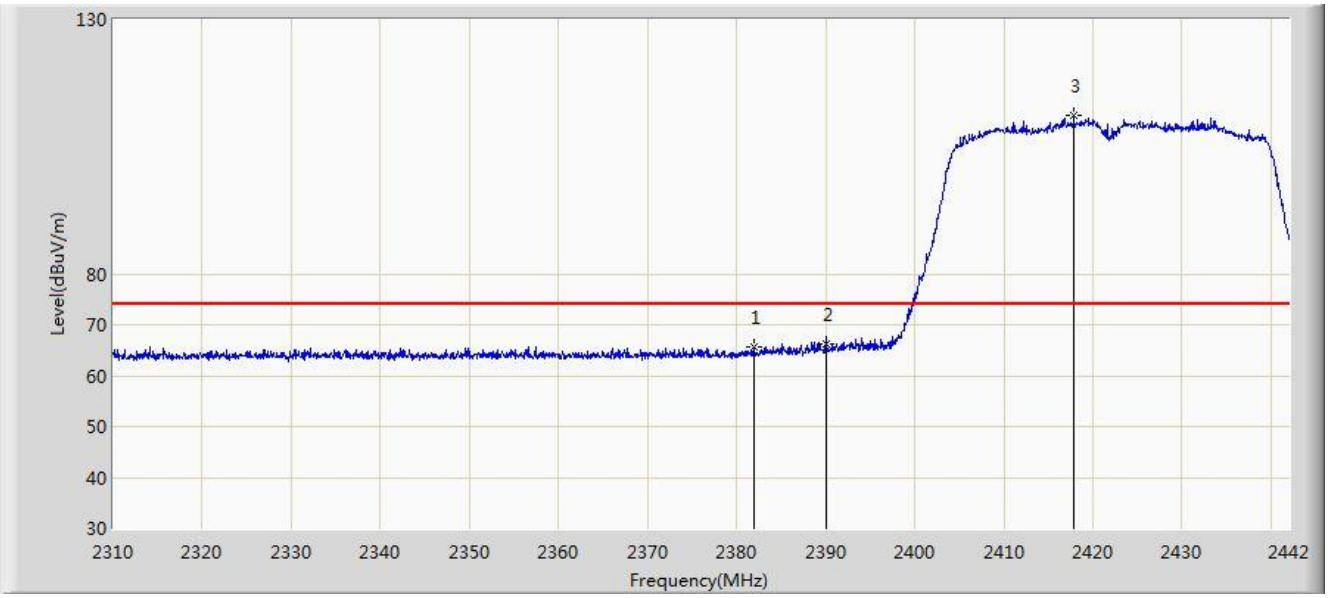

No	Flag	Mark	Frequency (MHz)	Measure Level (dBuV/m)	Reading Level (dBuV)	Margin (dB)	Limit (dBuV/m)	Factor (dB)	Type
1			2381.874	65.752	33.324	-8.248	74.000	32.428	PK
2			2390.000	66.096	33.683	-7.904	74.000	32.413	PK
3		*	2417.844	111.076	78.698	N/A	N/A	32.377	PK

Note: Measure Level (dBµV/m) = Reading Level (dBµV) + Factor (dB)

Factor (dB) = Cable Loss (dB) + Antenna Factor (dB/m)

Site: AC1	Time: 2019/11/09 - 04:37
Limit: FCC_Part15.209_RSE (3m)	Engineer: Bacon Dong
Probe: BBHA9120D_1-18GHz	Polarity: Vertical
EUT: OmniAccess Stellar	Power: By PoE
Test Mode: Transmit by 802.11n-HT40 at Channel 2422MHz (CDD Mode) with OAW-AP1361	

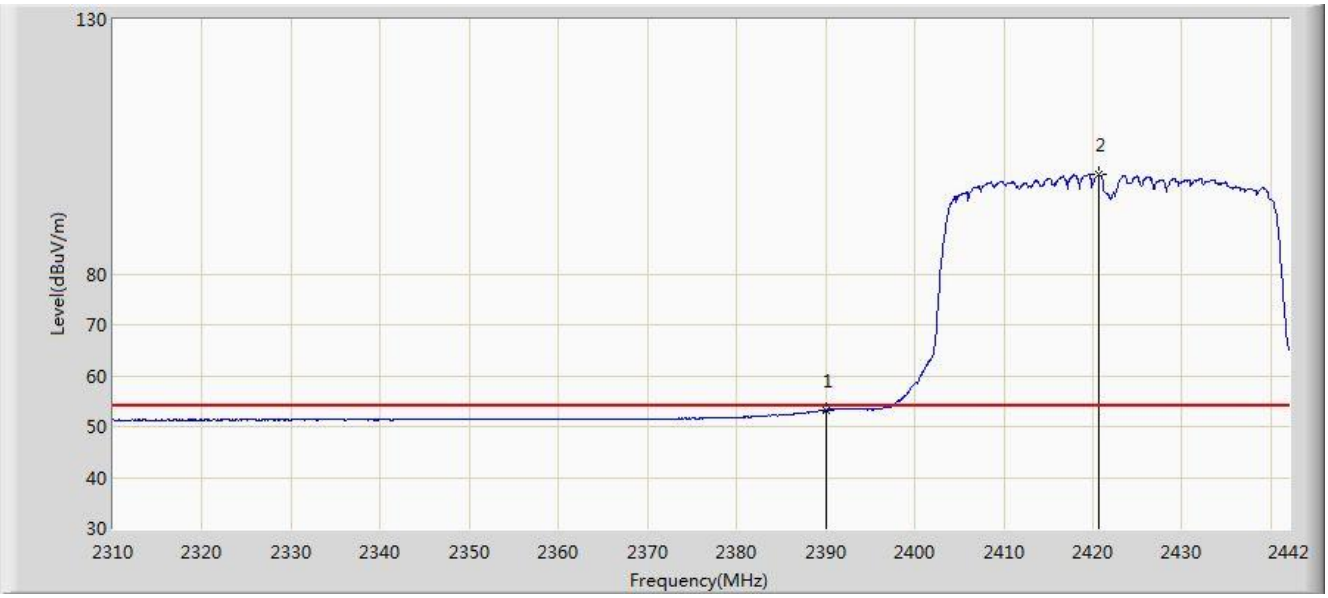

No	Flag	Mark	Frequency (MHz)	Measure Level (dBuV/m)	Reading Level (dBuV)	Margin (dB)	Limit (dBuV/m)	Factor (dB)	Type
1			2390.000	53.241	20.828	-0.759	54.000	32.413	AV
2		*	2420.682	99.424	67.050	N/A	N/A	32.374	AV

Note: Measure Level (dBµV/m) = Reading Level (dBµV) + Factor (dB)

Factor (dB) = Cable Loss (dB) + Antenna Factor (dB/m)

Site: AC1	Time: 2019/11/09 - 04:55
Limit: FCC_Part15.209_RSE (3m)	Engineer: Bacon Dong
Probe: BBHA9120D_1-18GHz	Polarity: Horizontal
EUT: OmniAccess Stellar	Power: By PoE
Test Mode: Transmit by 802.11n-HT40 at Channel 2452MHz (CDD Mode) with OAW-AP1361	

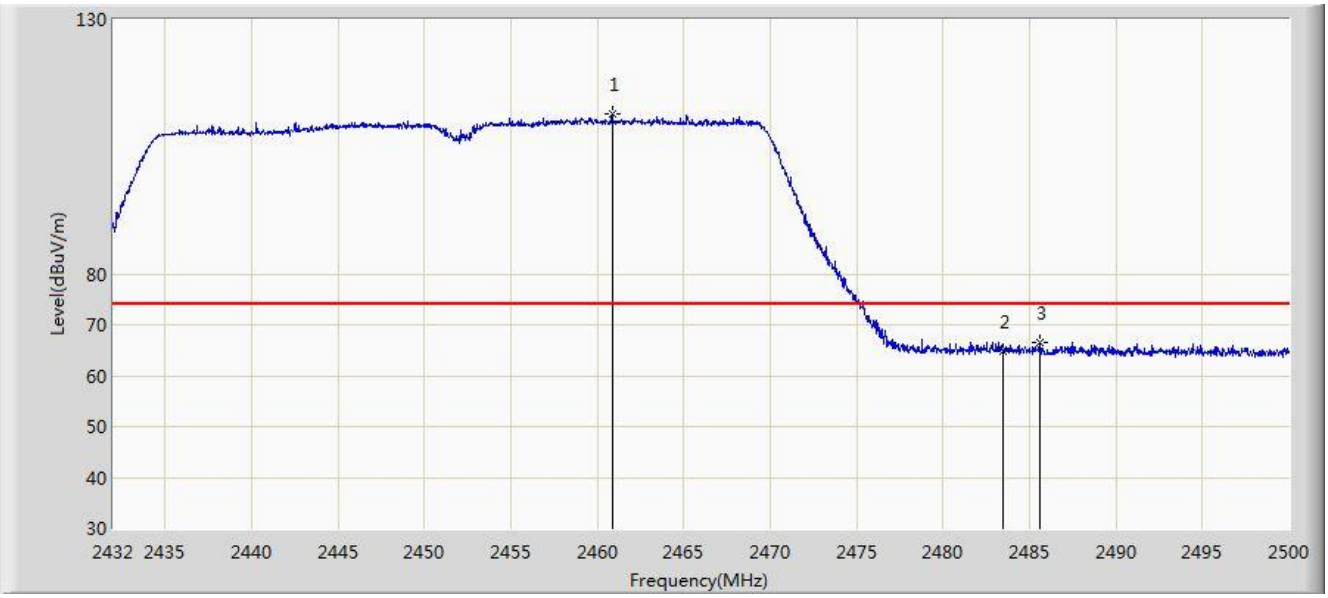

No	Flag	Mark	Frequency (MHz)	Measure Level (dBuV/m)	Reading Level (dBuV)	Margin (dB)	Limit (dBuV/m)	Factor (dB)	Type
1		*	2460.866	111.509	79.145	N/A	N/A	32.364	PK
2			2483.500	64.816	32.401	-9.184	74.000	32.416	PK
3			2485.618	66.612	34.192	-7.388	74.000	32.419	PK

Note: Measure Level (dBµV/m) = Reading Level (dBµV) + Factor (dB)

Factor (dB) = Cable Loss (dB) + Antenna Factor (dB/m)

Site: AC1	Time: 2019/11/09 - 04:56
Limit: FCC_Part15.209_RSE (3m)	Engineer: Bacon Dong
Probe: BBHA9120D_1-18GHz	Polarity: Horizontal
EUT: OmniAccess Stellar	Power: By PoE
Test Mode: Transmit by 802.11n-HT40 at Channel 2452MHz (CDD Mode) with OAW-AP1361	

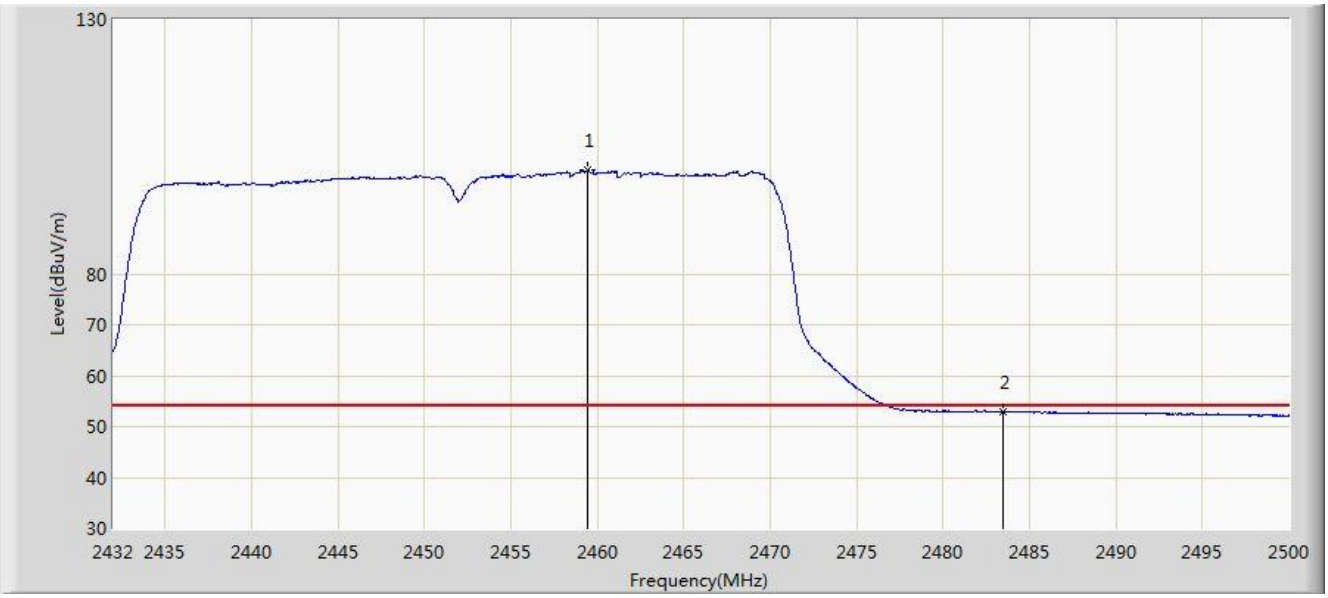

No	Flag	Mark	Frequency (MHz)	Measure Level (dBuV/m)	Reading Level (dBuV)	Margin (dB)	Limit (dBuV/m)	Factor (dB)	Type
1		*	2459.438	100.390	68.029	N/A	N/A	32.361	AV
2			2483.500	52.886	20.471	-1.114	54.000	32.416	AV

Note: Measure Level (dBµV/m) = Reading Level (dBµV) + Factor (dB)

Factor (dB) = Cable Loss (dB) + Antenna Factor (dB/m)

Site: AC1	Time: 2019/11/09 - 04:54
Limit: FCC_Part15.209_RSE (3m)	Engineer: Bacon Dong
Probe: BBHA9120D_1-18GHz	Polarity: Vertical
EUT: OmniAccess Stellar	Power: By PoE
Test Mode: Transmit by 802.11n-HT40 at Channel 2452MHz (CDD Mode) with OAW-AP1361	

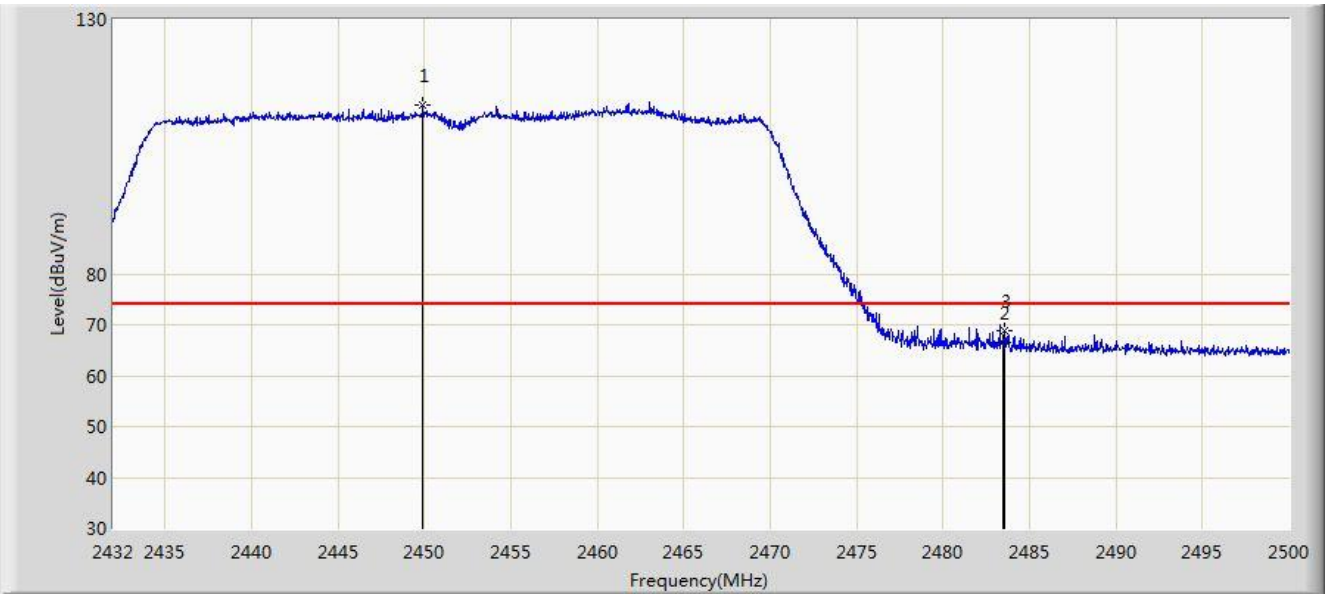

No	Flag	Mark	Frequency (MHz)	Measure Level (dBuV/m)	Reading Level (dBuV)	Margin (dB)	Limit (dBuV/m)	Factor (dB)	Type
1		*	2449.918	113.234	80.891	N/A	N/A	32.343	PK
2			2483.500	66.564	34.149	-7.436	74.000	32.416	PK
3			2483.578	68.774	36.358	-5.226	74.000	32.416	PK

Note: Measure Level (dBµV/m) = Reading Level (dBµV) + Factor (dB)

Factor (dB) = Cable Loss (dB) + Antenna Factor (dB/m)

Site: AC1	Time: 2019/11/09 - 04:47
Limit: FCC_Part15.209_RSE (3m)	Engineer: Bacon Dong
Probe: BBHA9120D_1-18GHz	Polarity: Vertical
EUT: OmniAccess Stellar	Power: By PoE
Test Mode: Transmit by 802.11n-HT40 at Channel 2452MHz (CDD Mode) with OAW-AP1361	

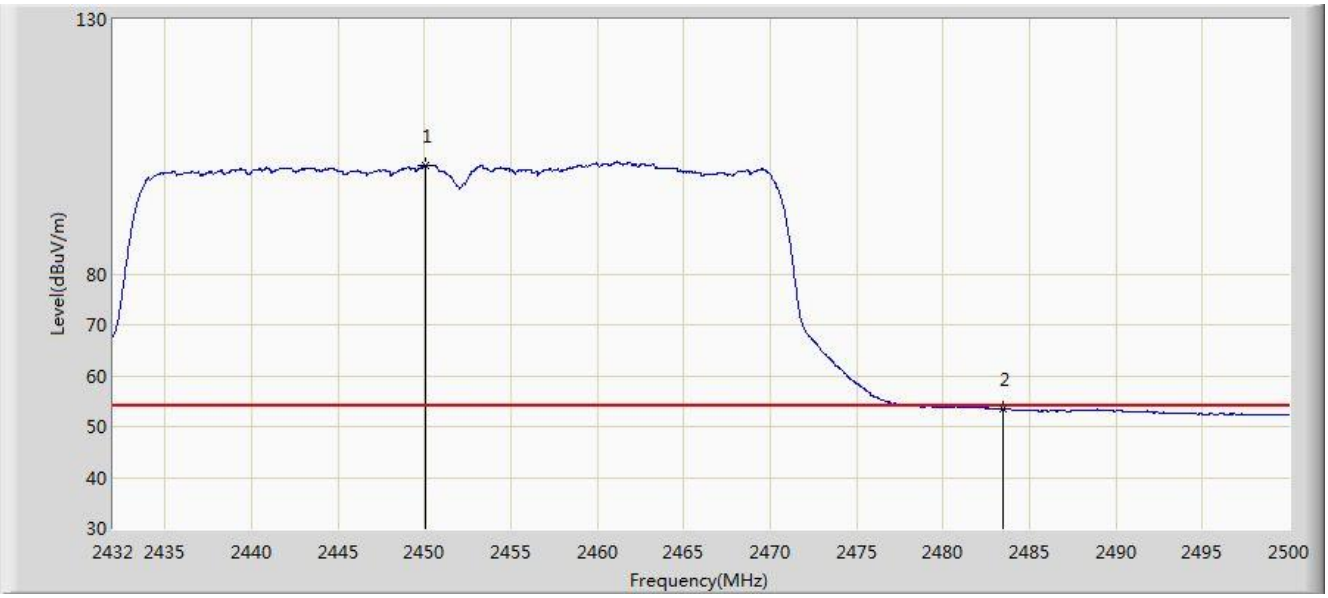

No	Flag	Mark	Frequency (MHz)	Measure Level (dBuV/m)	Reading Level (dBuV)	Margin (dB)	Limit (dBuV/m)	Factor (dB)	Type
1		*	2450.088	101.296	68.952	N/A	N/A	32.344	AV
2			2483.500	53.430	21.015	-0.570	54.000	32.416	AV

Note: Measure Level (dBµV/m) = Reading Level (dBµV) + Factor (dB)

Factor (dB) = Cable Loss (dB) + Antenna Factor (dB/m)

Site: AC2	Time: 2019/11/26 - 02:25
Limit: FCC_Part15.209_RSE (3m)	Engineer: Bacon Dong
Probe: BBHA9120D_1-18GHz	Polarity: Horizontal
EUT: OmniAccess Stellar	Power: By PoE
Test Mode: Transmit by 802.11VHT20 at Channel 2412MHz (CDD Mode) with OAW-AP1361	

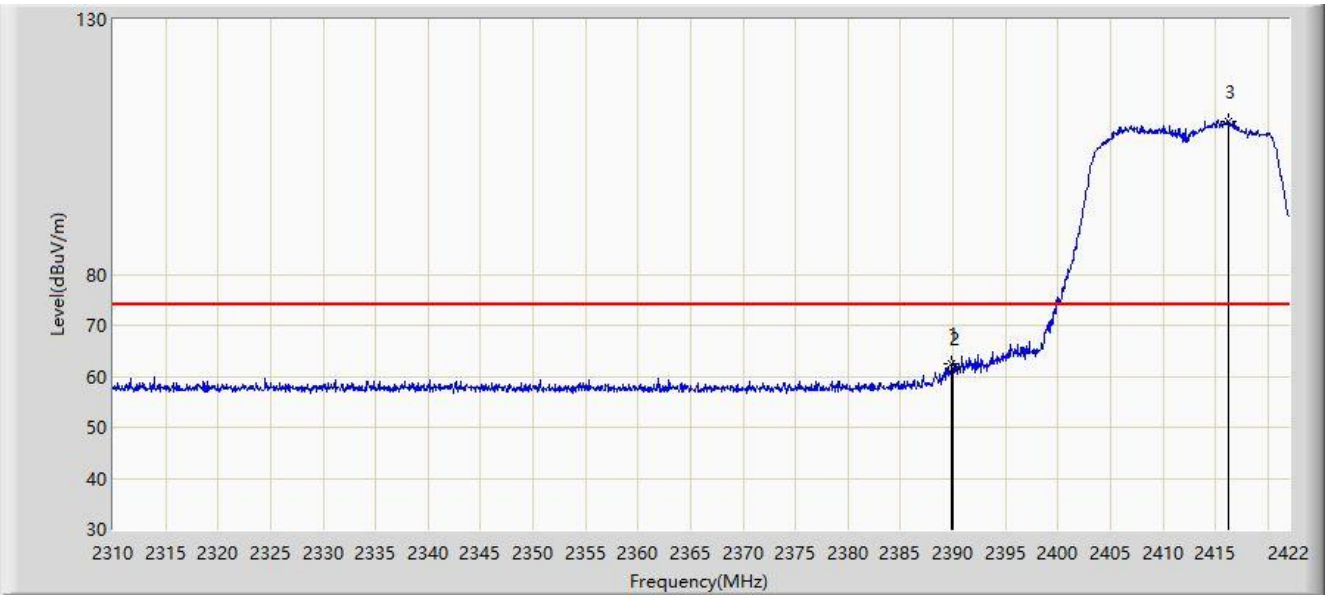

No	Flag	Mark	Frequency (MHz)	Measure Level (dBuV/m)	Reading Level (dBuV)	Margin (dB)	Limit (dBuV/m)	Factor (dB)	Type
1			2389.912	62.591	30.106	-11.409	74.000	32.485	PK
2			2390.000	61.490	29.005	-12.510	74.000	32.485	PK
3		*	2416.288	110.072	77.576	N/A	N/A	32.496	PK

Note: Measure Level (dBμV/m) = Reading Level (dBμV) + Factor (dB)

Factor (dB) = Cable Loss (dB) + Antenna Factor (dB/m)

Site: AC2	Time: 2019/11/26 - 02:38
Limit: FCC_Part15.209_RSE (3m)	Engineer: Bacon Dong
Probe: BBHA9120D_1-18GHz	Polarity: Horizontal
EUT: OmniAccess Stellar	Power: By PoE
Test Mode: Transmit by 802.11VHT20 at Channel 2412MHz (CDD Mode) with OAW-AP1361	

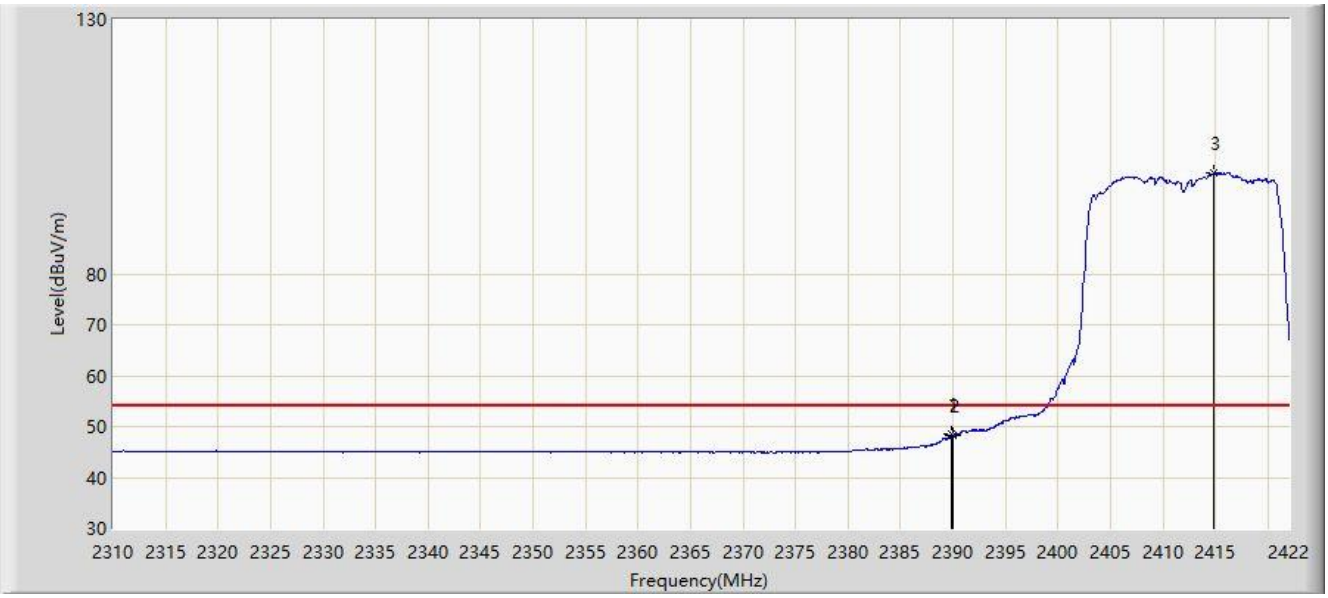

No	Flag	Mark	Frequency (MHz)	Measure Level (dBuV/m)	Reading Level (dBuV)	Margin (dB)	Limit (dBuV/m)	Factor (dB)	Type
1			2389.912	48.472	15.987	-5.528	54.000	32.485	AV
2			2390.000	48.321	15.836	-5.679	54.000	32.485	AV
3		*	2414.888	99.753	67.245	N/A	N/A	32.508	AV

Note: Measure Level (dBµV/m) = Reading Level (dBµV) + Factor (dB)

Factor (dB) = Cable Loss (dB) + Antenna Factor (dB/m)

Site: AC2	Time: 2019/11/26 - 02:43
Limit: FCC_Part15.209_RSE (3m)	Engineer: Bacon Dong
Probe: BBHA9120D_1-18GHz	Polarity: Vertical
EUT: OmniAccess Stellar	Power: By PoE
Test Mode: Transmit by 802.11VHT20 at Channel 2412MHz (CDD Mode) with OAW-AP1361	

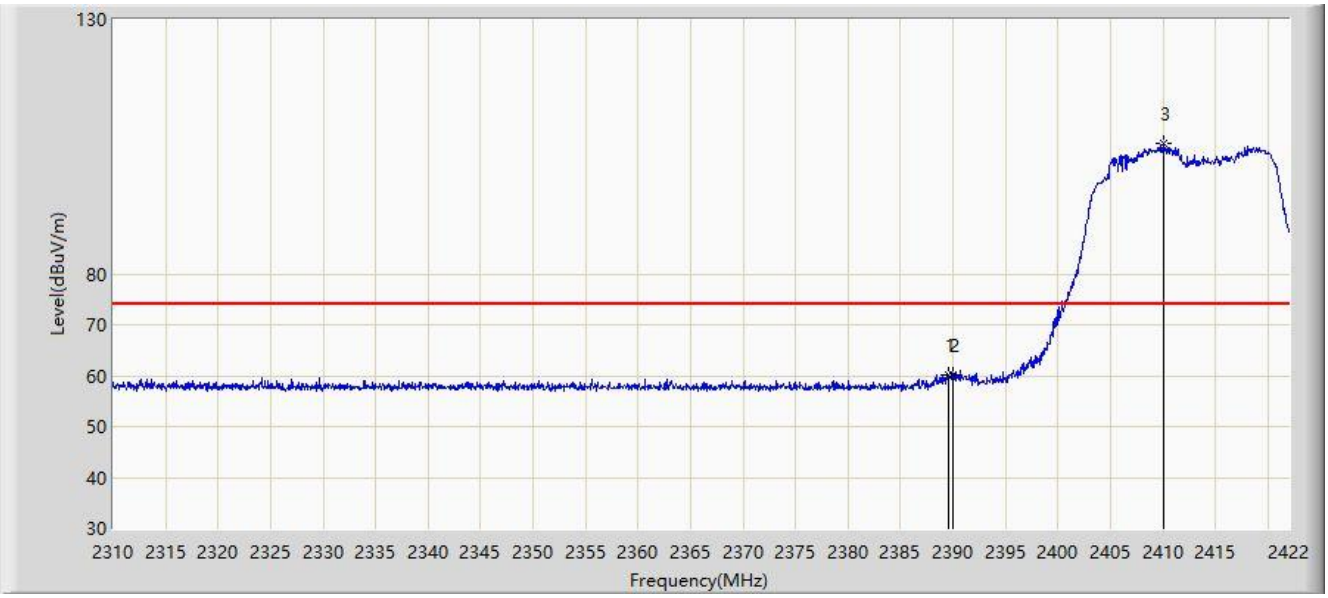

No	Flag	Mark	Frequency (MHz)	Measure Level (dBuV/m)	Reading Level (dBuV)	Margin (dB)	Limit (dBuV/m)	Factor (dB)	Type
1			2389.632	60.251	27.766	-13.749	74.000	32.485	PK
2			2390.000	60.035	27.550	-13.965	74.000	32.485	PK
3		*	2410.072	105.520	72.982	N/A	N/A	32.538	PK

Note: Measure Level (dBµV/m) = Reading Level (dBµV) + Factor (dB)

Factor (dB) = Cable Loss (dB) + Antenna Factor (dB/m)

Site: AC2	Time: 2019/11/26 - 02:49
Limit: FCC_Part15.209_RSE (3m)	Engineer: Bacon Dong
Probe: BBHA9120D_1-18GHz	Polarity: Vertical
EUT: OmniAccess Stellar	Power: By PoE
Test Mode: Transmit by 802.11VHT20 at Channel 2412MHz (CDD Mode) with OAW-AP1361	

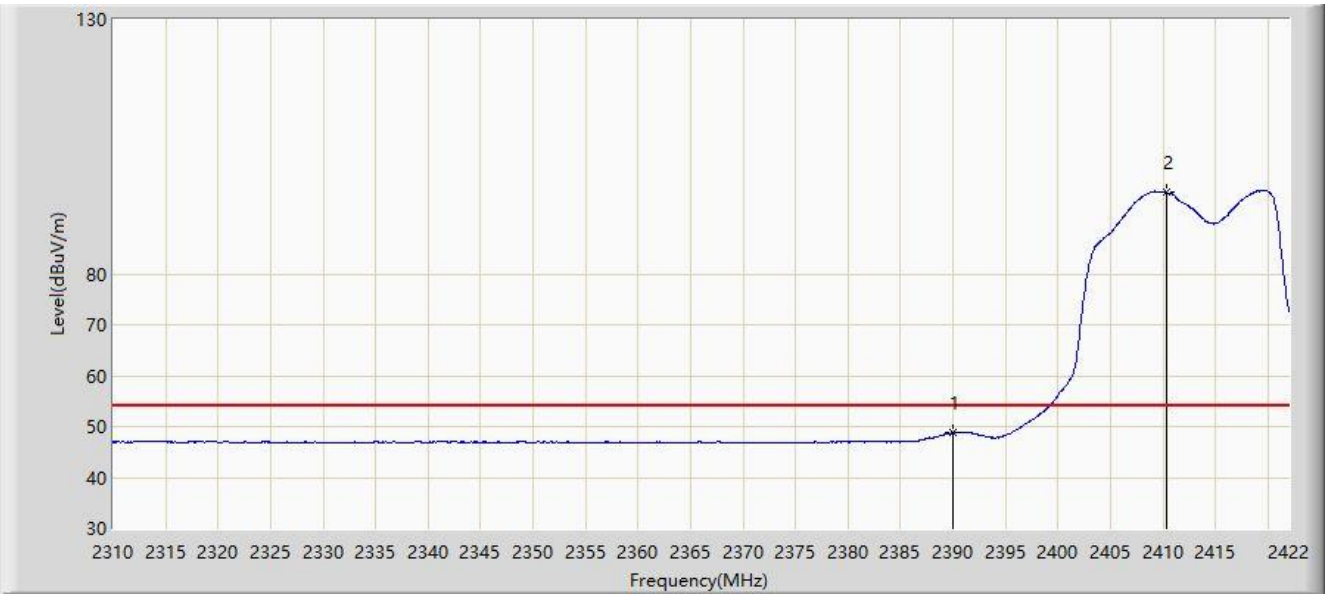

No	Flag	Mark	Frequency (MHz)	Measure Level (dBuV/m)	Reading Level (dBuV)	Margin (dB)	Limit (dBuV/m)	Factor (dB)	Type
1			2390.000	48.741	16.256	-5.259	54.000	32.485	AV
2		*	2410.352	96.055	63.516	N/A	N/A	32.539	AV

Note: Measure Level (dBμV/m) = Reading Level (dBμV) + Factor (dB)

Factor (dB) = Cable Loss (dB) + Antenna Factor (dB/m)

Site: AC2	Time: 2019/11/26 - 02:50
Limit: FCC_Part15.209_RSE (3m)	Engineer: Bacon Dong
Probe: BBHA9120D_1-18GHz	Polarity: Horizontal
EUT: OmniAccess Stellar	Power: By PoE
Test Mode: Transmit by 802.11VHT20 at Channel 2462MHz (CDD Mode) with OAW-AP1361	

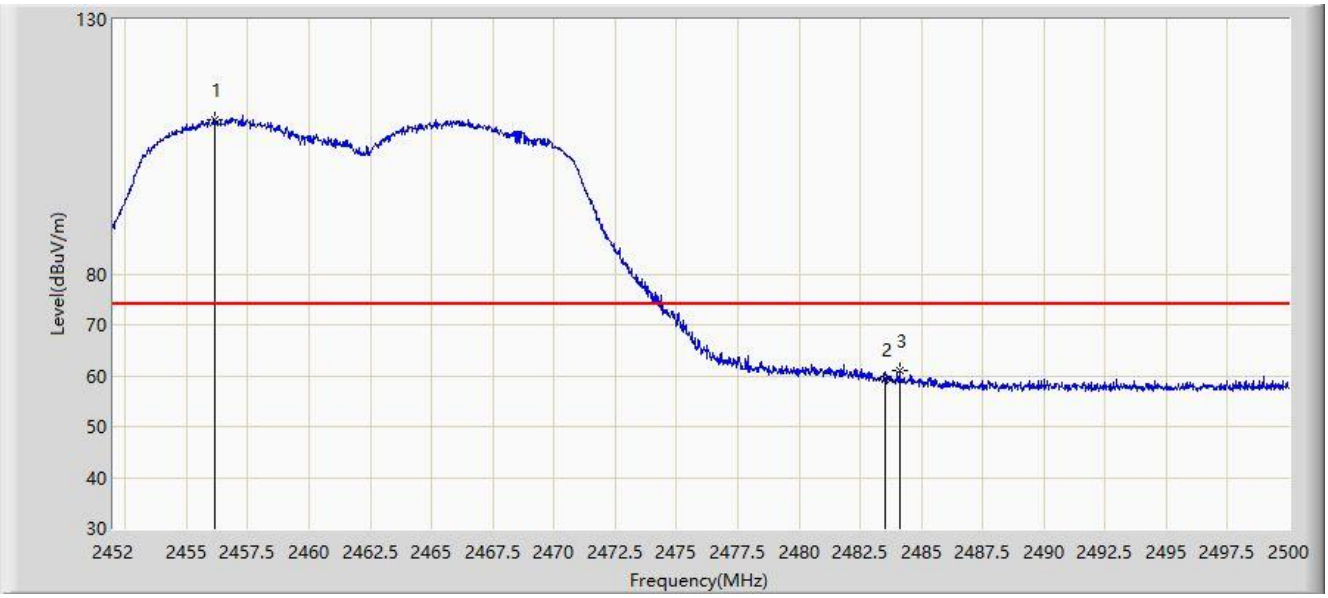

No	Flag	Mark	Frequency (MHz)	Measure Level (dBuV/m)	Reading Level (dBuV)	Margin (dB)	Limit (dBuV/m)	Factor (dB)	Type
1		*	2456.152	110.280	77.959	N/A	N/A	32.321	PK
2			2483.500	59.391	27.016	-14.609	74.000	32.375	PK
3			2484.112	61.144	28.771	-12.856	74.000	32.373	PK

Note: Measure Level (dBµV/m) = Reading Level (dBµV) + Factor (dB)

Factor (dB) = Cable Loss (dB) + Antenna Factor (dB/m)

Site: AC2	Time: 2019/11/26 - 02:55
Limit: FCC_Part15.209_RSE (3m)	Engineer: Bacon Dong
Probe: BBHA9120D_1-18GHz	Polarity: Horizontal
EUT: OmniAccess Stellar	Power: By PoE
Test Mode: Transmit by 802.11VHT20 at Channel 2462MHz (CDD Mode) with OAW-AP1361	

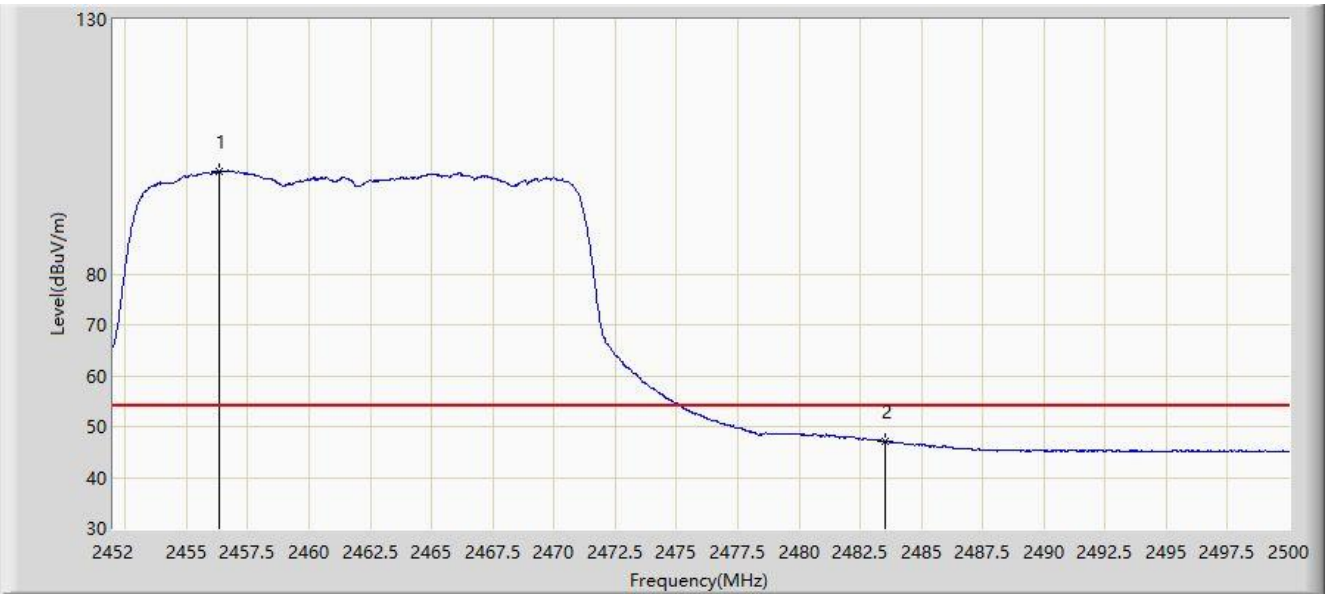

No	Flag	Mark	Frequency (MHz)	Measure Level (dBuV/m)	Reading Level (dBuV)	Margin (dB)	Limit (dBuV/m)	Factor (dB)	Type
1		*	2456.344	100.046	67.725	N/A	N/A	32.321	AV
2			2483.500	47.007	14.632	-6.993	54.000	32.375	AV

Note: Measure Level (dBµV/m) = Reading Level (dBµV) + Factor (dB)

Factor (dB) = Cable Loss (dB) + Antenna Factor (dB/m)

Site: AC2	Time: 2019/11/26 - 02:56
Limit: FCC_Part15.209_RSE (3m)	Engineer: Bacon Dong
Probe: BBHA9120D_1-18GHz	Polarity: Vertical
EUT: OmniAccess Stellar	Power: By PoE
Test Mode: Transmit by 802.11VHT20 at Channel 2462MHz (CDD Mode) with OAW-AP1361	

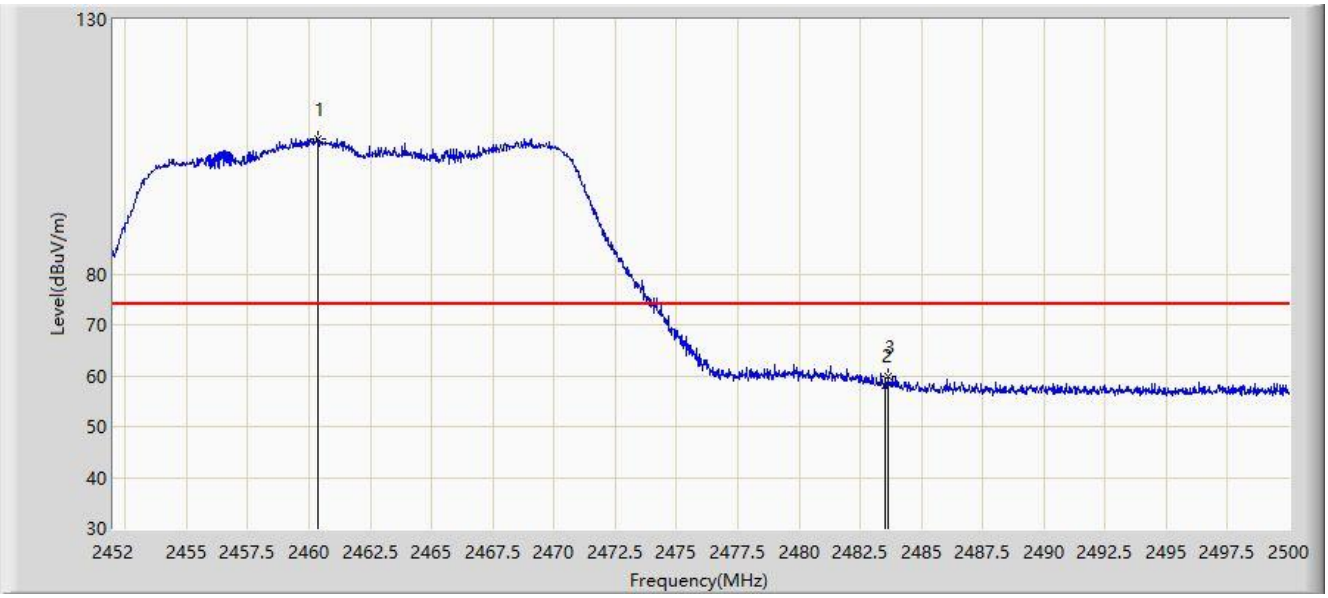

No	Flag	Mark	Frequency (MHz)	Measure Level (dBuV/m)	Reading Level (dBuV)	Margin (dB)	Limit (dBuV/m)	Factor (dB)	Type
1		*	2460.376	106.646	74.327	N/A	N/A	32.319	PK
2			2483.500	58.092	25.717	-15.908	74.000	32.375	PK
3			2483.656	59.964	27.590	-14.036	74.000	32.374	PK

Note: Measure Level (dBµV/m) = Reading Level (dBµV) + Factor (dB)

Factor (dB) = Cable Loss (dB) + Antenna Factor (dB/m)

Site: AC2	Time: 2019/11/26 - 02:57
Limit: FCC_Part15.209_RSE (3m)	Engineer: Bacon Dong
Probe: BBHA9120D_1-18GHz	Polarity: Vertical
EUT: OmniAccess Stellar	Power: By PoE
Test Mode: Transmit by 802.11VHT20 at Channel 2462MHz (CDD Mode) with OAW-AP1361	

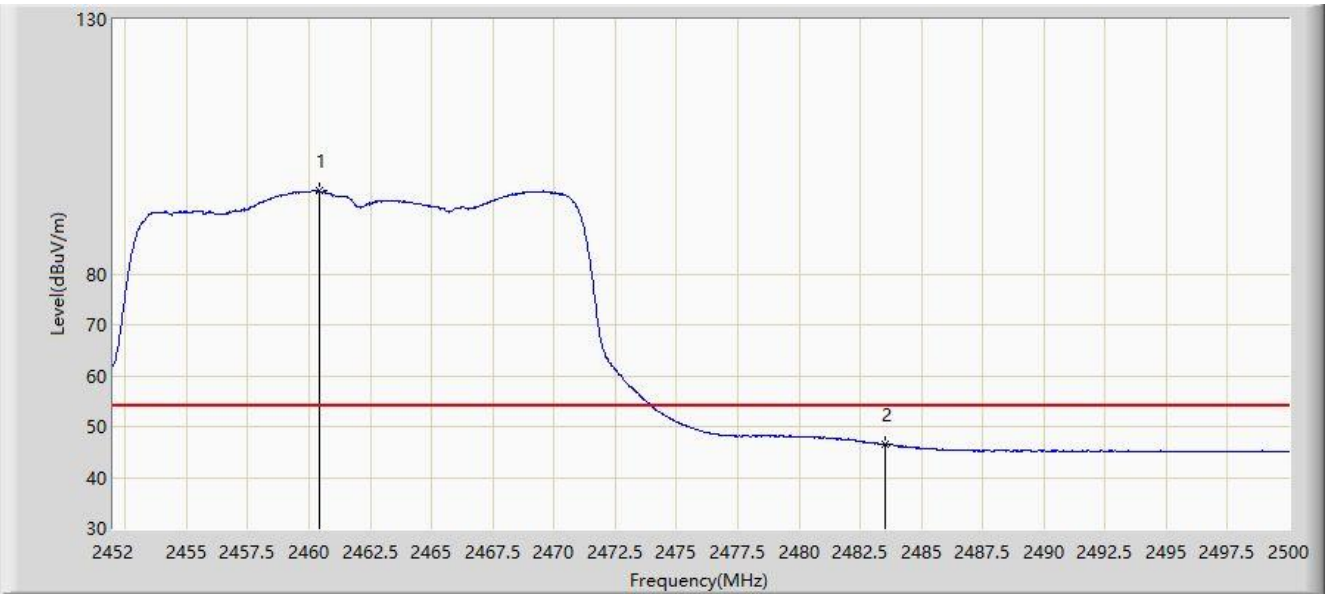

No	Flag	Mark	Frequency (MHz)	Measure Level (dBuV/m)	Reading Level (dBuV)	Margin (dB)	Limit (dBuV/m)	Factor (dB)	Type
1		*	2460.424	96.322	64.003	N/A	N/A	32.319	AV
2			2483.500	46.512	14.137	-7.488	54.000	32.375	AV

Note: Measure Level (dBµV/m) = Reading Level (dBµV) + Factor (dB)

Factor (dB) = Cable Loss (dB) + Antenna Factor (dB/m)

Site: AC2	Time: 2019/11/26 - 03:00
Limit: FCC_Part15.209_RSE (3m)	Engineer: Bacon Dong
Probe: BBHA9120D_1-18GHz	Polarity: Horizontal
EUT: OmniAccess Stellar	Power: By PoE
Test Mode: Transmit by 802.11VHT40 at Channel 2422MHz (CDD Mode) with OAW-AP1361	

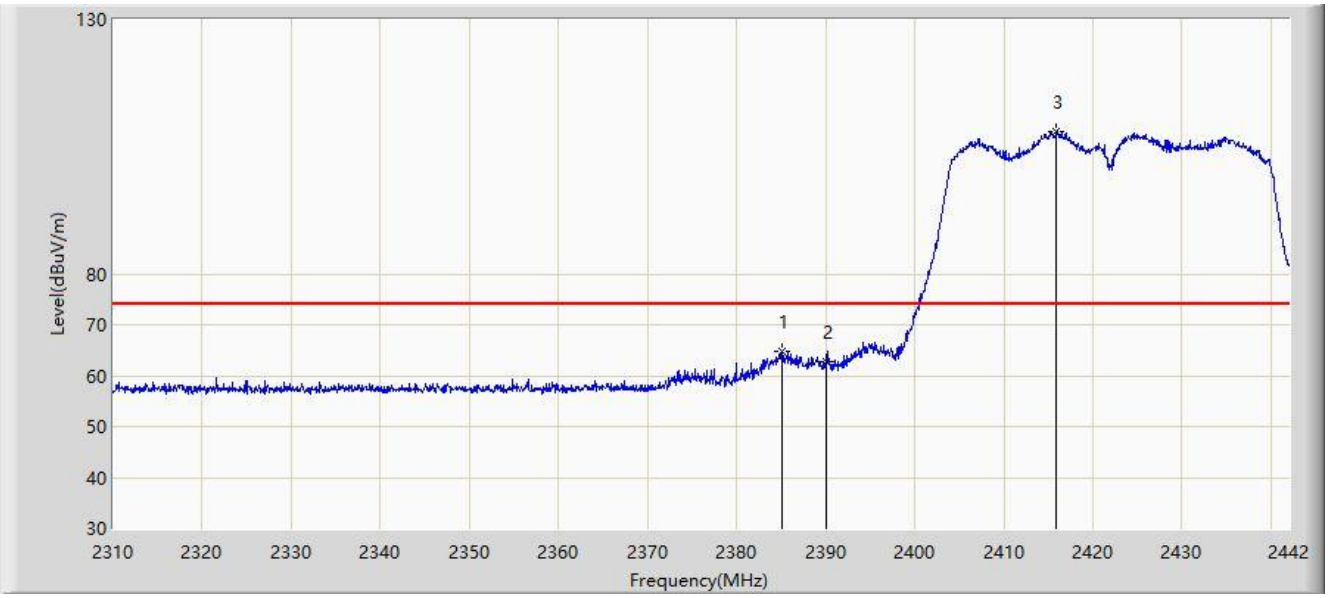

No	Flag	Mark	Frequency (MHz)	Measure Level (dBuV/m)	Reading Level (dBuV)	Margin (dB)	Limit (dBuV/m)	Factor (dB)	Type
1			2385.042	64.661	32.181	-9.339	74.000	32.480	PK
2			2390.000	62.650	30.165	-11.350	74.000	32.485	PK
3		*	2415.930	107.985	75.486	N/A	N/A	32.498	PK

Note: Measure Level (dBµV/m) = Reading Level (dBµV) + Factor (dB)

Factor (dB) = Cable Loss (dB) + Antenna Factor (dB/m)

Site: AC2	Time: 2019/11/26 - 03:03
Limit: FCC_Part15.209_RSE (3m)	Engineer: Bacon Dong
Probe: BBHA9120D_1-18GHz	Polarity: Horizontal
EUT: OmniAccess Stellar	Power: By PoE
Test Mode: Transmit by 802.11VHT40 at Channel 2422MHz (CDD Mode) with OAW-AP1361	

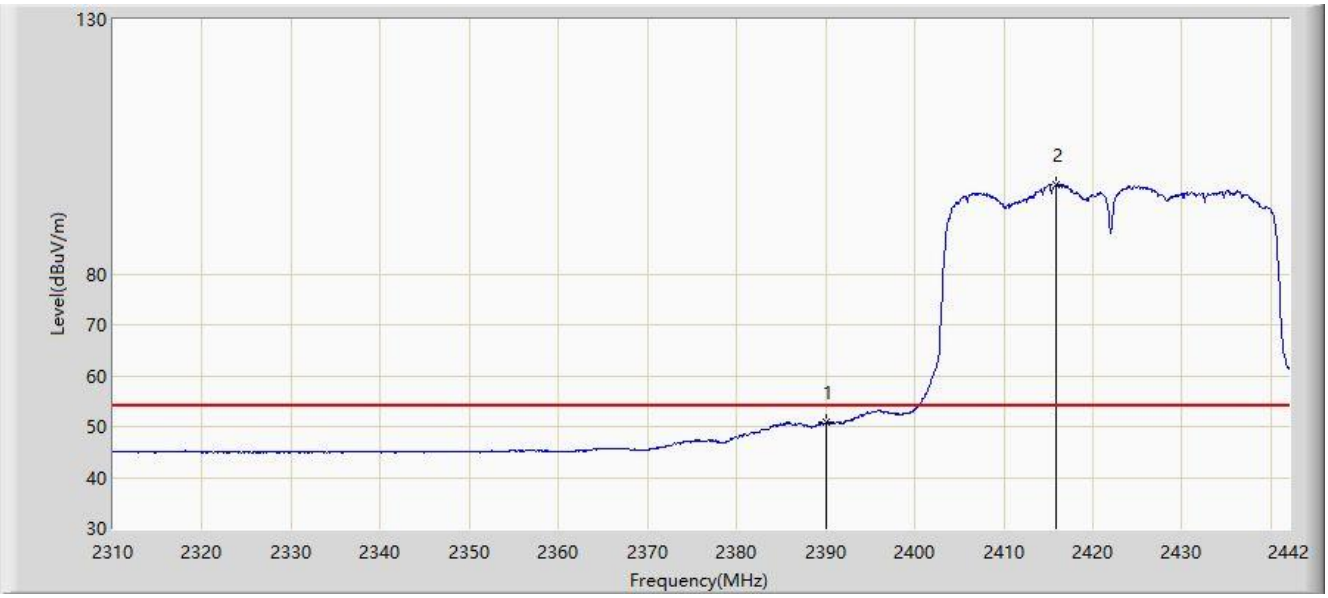

No	Flag	Mark	Frequency (MHz)	Measure Level (dBuV/m)	Reading Level (dBuV)	Margin (dB)	Limit (dBuV/m)	Factor (dB)	Type
1			2390.000	50.815	18.330	-3.185	54.000	32.485	AV
2		*	2415.930	97.607	65.108	N/A	N/A	32.498	AV

Note: Measure Level (dBµV/m) = Reading Level (dBµV) + Factor (dB)

Factor (dB) = Cable Loss (dB) + Antenna Factor (dB/m)

Site: AC2	Time: 2019/11/26 - 03:04
Limit: FCC_Part15.209_RSE (3m)	Engineer: Bacon Dong
Probe: BBHA9120D_1-18GHz	Polarity: Vertical
EUT: OmniAccess Stellar	Power: By PoE
Test Mode: Transmit by 802.11VHT40 at Channel 2422MHz (CDD Mode) with OAW-AP1361	

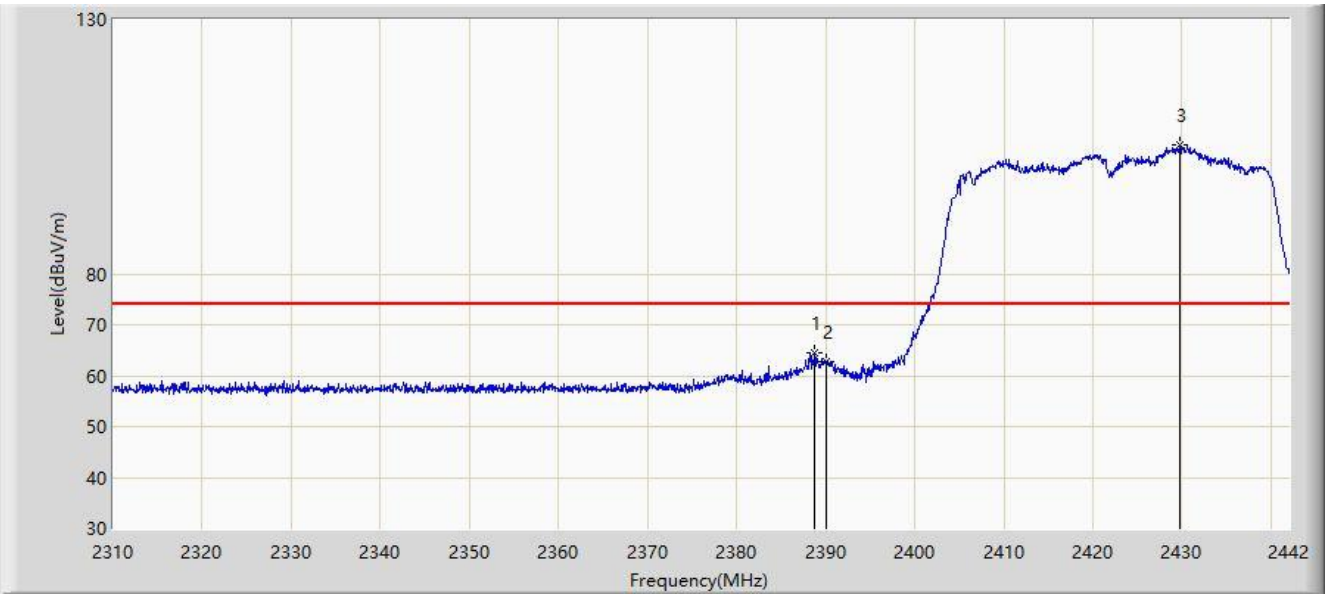

No	Flag	Mark	Frequency (MHz)	Measure Level (dBuV/m)	Reading Level (dBuV)	Margin (dB)	Limit (dBuV/m)	Factor (dB)	Type
1			2388.738	64.626	32.142	-9.374	74.000	32.484	PK
2			2390.000	62.807	30.322	-11.193	74.000	32.485	PK
3		*	2429.790	105.419	73.031	N/A	N/A	32.388	PK

Note: Measure Level (dBµV/m) = Reading Level (dBµV) + Factor (dB)

Factor (dB) = Cable Loss (dB) + Antenna Factor (dB/m)

Site: AC2	Time: 2019/11/26 - 03:06
Limit: FCC_Part15.209_RSE (3m)	Engineer: Bacon Dong
Probe: BBHA9120D_1-18GHz	Polarity: Vertical
EUT: OmniAccess Stellar	Power: By PoE
Test Mode: Transmit by 802.11VHT40 at Channel 2422MHz (CDD Mode) with OAW-AP1361	

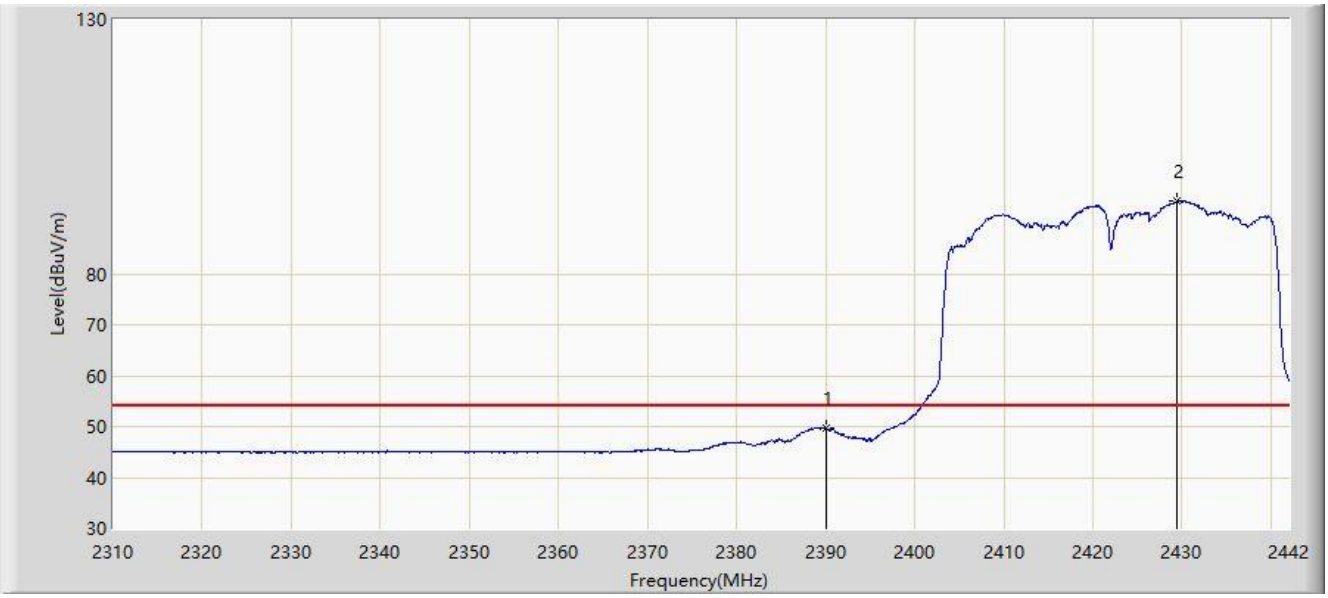

No	Flag	Mark	Frequency (MHz)	Measure Level (dBuV/m)	Reading Level (dBuV)	Margin (dB)	Limit (dBuV/m)	Factor (dB)	Type
1			2390.000	49.693	17.208	-4.307	54.000	32.485	AV
2		*	2429.394	94.340	62.992	N/A	N/A	31.348	AV

Note: Measure Level (dBµV/m) = Reading Level (dBµV) + Factor (dB)

Factor (dB) = Cable Loss (dB) + Antenna Factor (dB/m)

Site: AC2	Time: 2019/11/26 - 03:09
Limit: FCC_Part15.209_RSE (3m)	Engineer: Bacon Dong
Probe: BBHA9120D_1-18GHz	Polarity: Horizontal
EUT: OmniAccess Stellar	Power: By PoE
Test Mode: Transmit by 802.11VHT40 at Channel 2452MHz (CDD Mode) with OAW-AP1361	

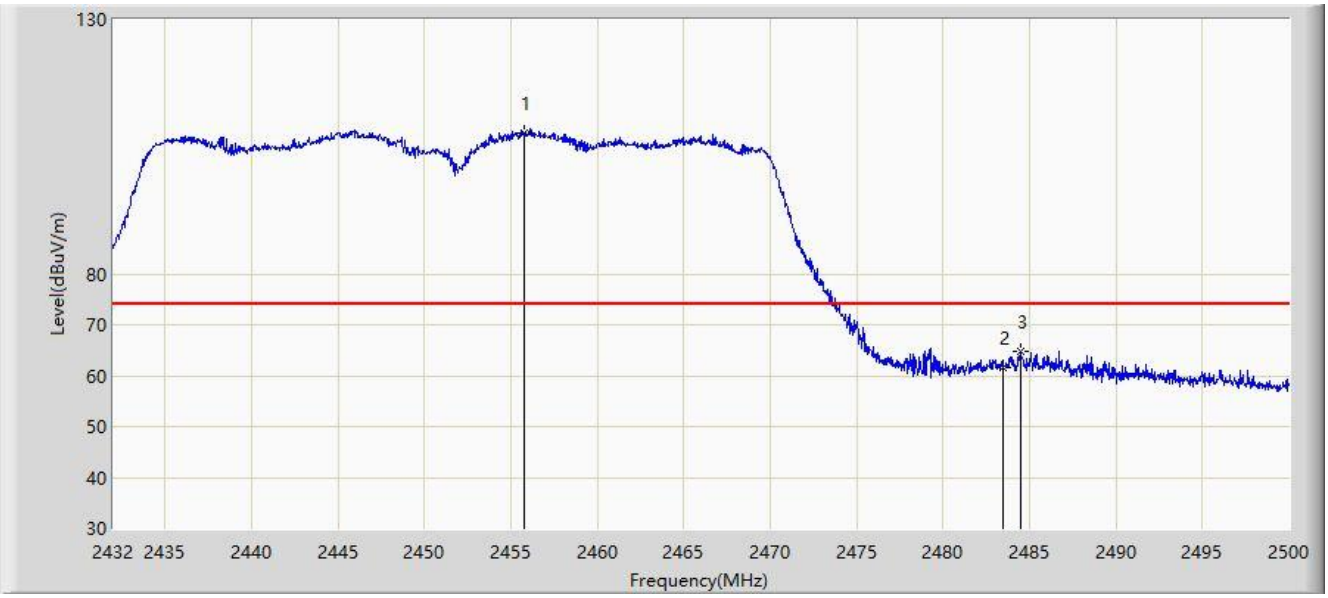

No	Flag	Mark	Frequency (MHz)	Measure Level (dBuV/m)	Reading Level (dBuV)	Margin (dB)	Limit (dBuV/m)	Factor (dB)	Type
1		*	2455.732	107.805	75.483	N/A	N/A	32.322	PK
2			2483.500	61.605	29.230	-12.395	74.000	32.375	PK
3			2484.496	64.664	32.292	-9.336	74.000	32.372	PK

Note: Measure Level (dBµV/m) = Reading Level (dBµV) + Factor (dB)

Factor (dB) = Cable Loss (dB) + Antenna Factor (dB/m)

Site: AC2	Time: 2019/11/26 - 03:10
Limit: FCC_Part15.209_RSE (3m)	Engineer: Bacon Dong
Probe: BBHA9120D_1-18GHz	Polarity: Horizontal
EUT: OmniAccess Stellar	Power: By PoE
Test Mode: Transmit by 802.11VHT40 at Channel 2452MHz (CDD Mode) with OAW-AP1361	

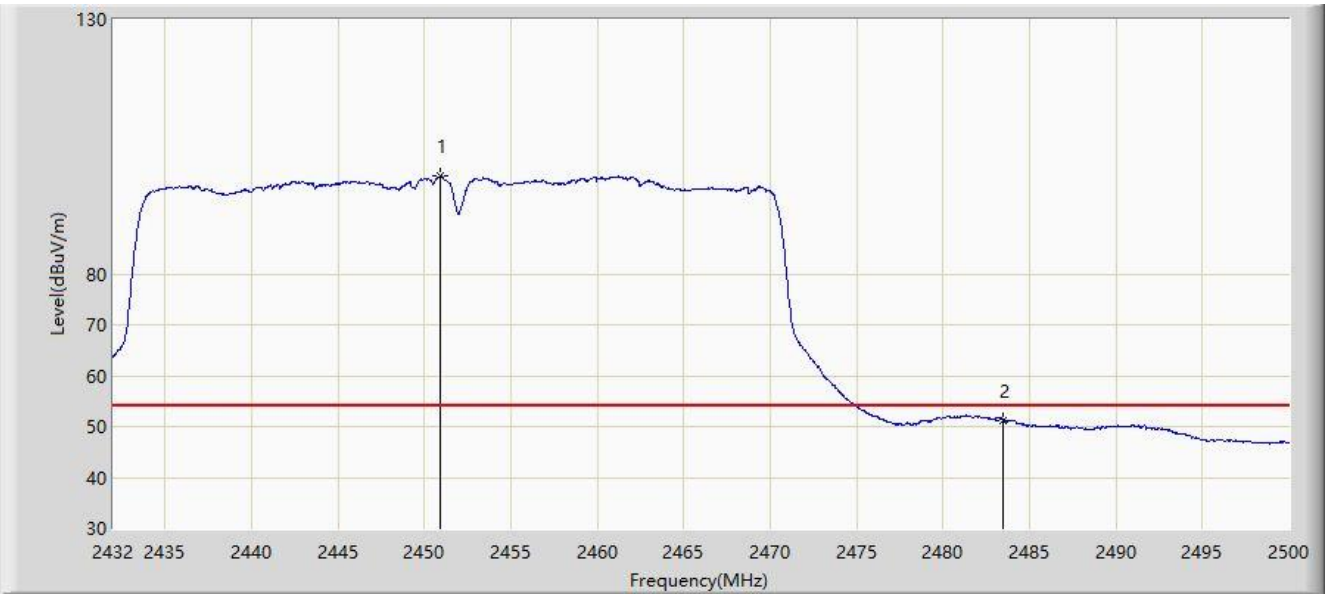

No	Flag	Mark	Frequency (MHz)	Measure Level (dBuV/m)	Reading Level (dBuV)	Margin (dB)	Limit (dBuV/m)	Factor (dB)	Type
1		*	2450.904	99.186	66.861	N/A	N/A	32.325	AV
2			2483.500	51.220	18.845	-2.780	54.000	32.375	AV

Note: Measure Level (dBµV/m) = Reading Level (dBµV) + Factor (dB)

Factor (dB) = Cable Loss (dB) + Antenna Factor (dB/m)

Site: AC2	Time: 2019/11/26 - 03:13
Limit: FCC_Part15.209_RSE (3m)	Engineer: Bacon Dong
Probe: BBHA9120D_1-18GHz	Polarity: Vertical
EUT: OmniAccess Stellar	Power: By PoE
Test Mode: Transmit by 802.11VHT40 at Channel 2452MHz (CDD Mode) with OAW-AP1361	

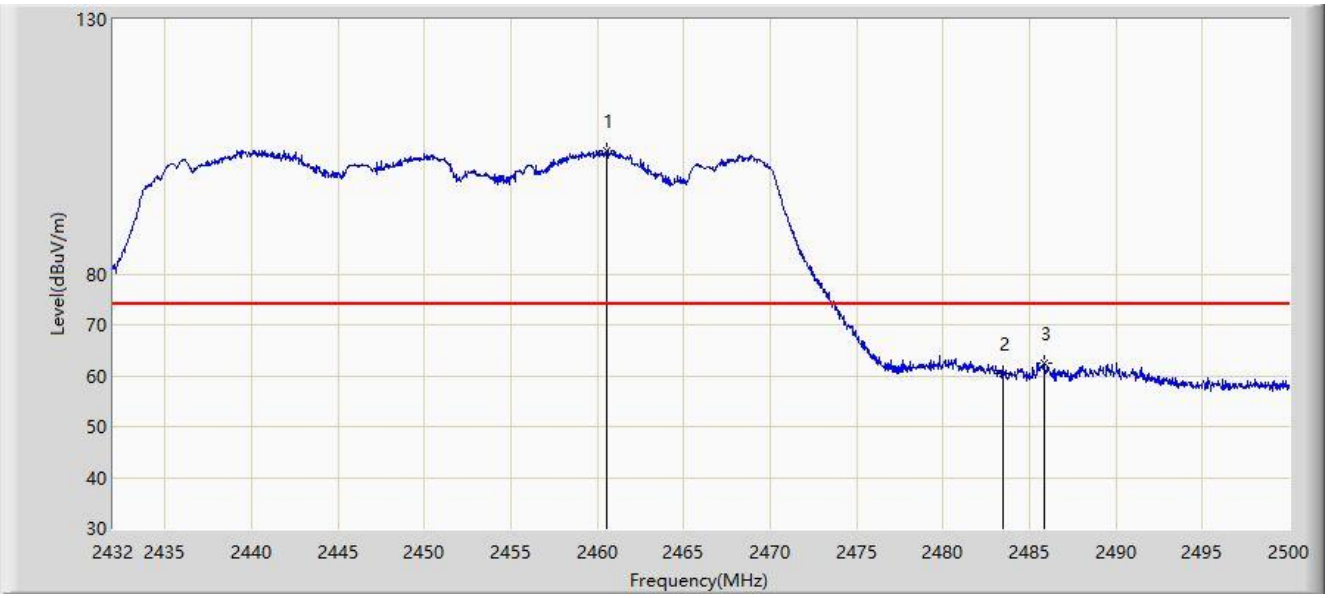

No	Flag	Mark	Frequency (MHz)	Measure Level (dBuV/m)	Reading Level (dBuV)	Margin (dB)	Limit (dBuV/m)	Factor (dB)	Type
1		*	2460.526	104.099	71.780	N/A	N/A	32.319	PK
2			2483.500	60.334	27.959	-13.666	74.000	32.375	PK
3			2485.822	62.540	30.171	-11.460	74.000	32.369	PK

Note: Measure Level (dBµV/m) = Reading Level (dBµV) + Factor (dB)

Factor (dB) = Cable Loss (dB) + Antenna Factor (dB/m)

Site: AC2	Time: 2019/11/26 - 03:16
Limit: FCC_Part15.209_RSE (3m)	Engineer: Bacon Dong
Probe: BBHA9120D_1-18GHz	Polarity: Vertical
EUT: OmniAccess Stellar	Power: By PoE
Test Mode: Transmit by 802.11VHT40 at Channel 2452MHz (CDD Mode) with OAW-AP1361	

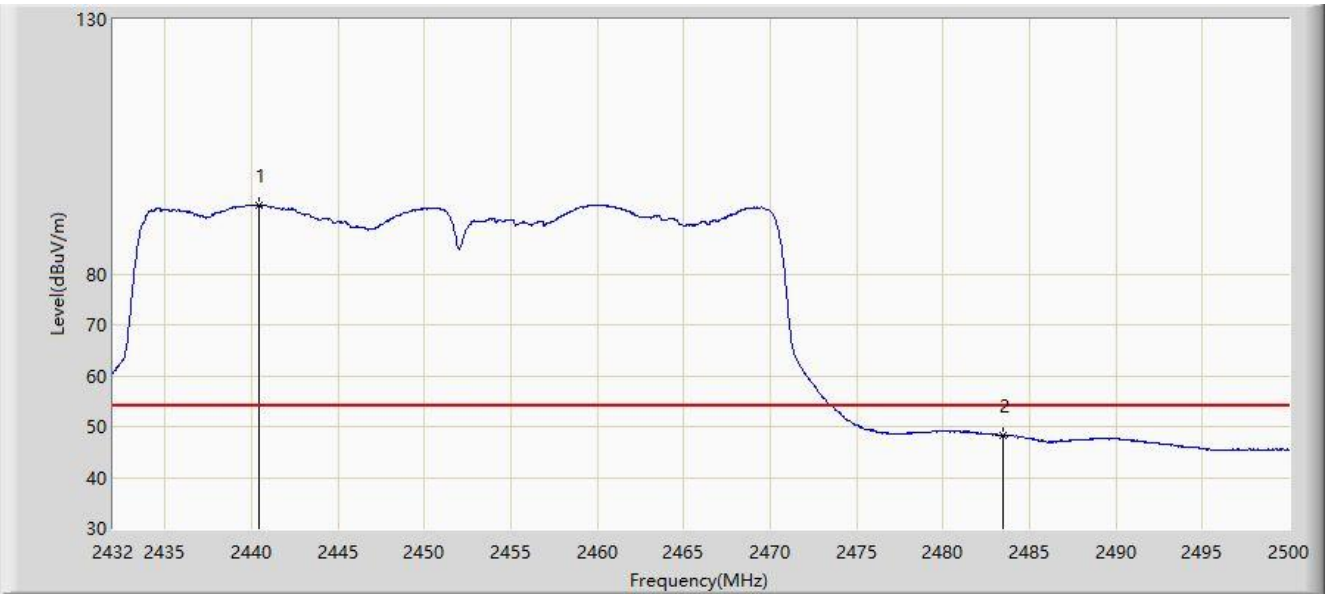

No	Flag	Mark	Frequency (MHz)	Measure Level (dBuV/m)	Reading Level (dBuV)	Margin (dB)	Limit (dBuV/m)	Factor (dB)	Type
1		*	2440.432	93.574	61.228	N/A	N/A	32.346	AV
2			2483.500	48.283	15.908	-5.717	54.000	32.375	AV

Note: Measure Level (dBµV/m) = Reading Level (dBµV) + Factor (dB)

Factor (dB) = Cable Loss (dB) + Antenna Factor (dB/m)

Site: AC2	Time: 2019/11/11 - 20:41
Limit: FCC_Part15.209_RSE (3m)	Engineer: Bacon Dong
Probe: BBHA9120D_1-18GHz	Polarity: Horizontal
EUT: OmniAccess Stellar	Power: By PoE
Test Mode: Transmit by 802.11ax-HE20 at Channel 2412MHz (CDD Mode) with OAW-AP1361	

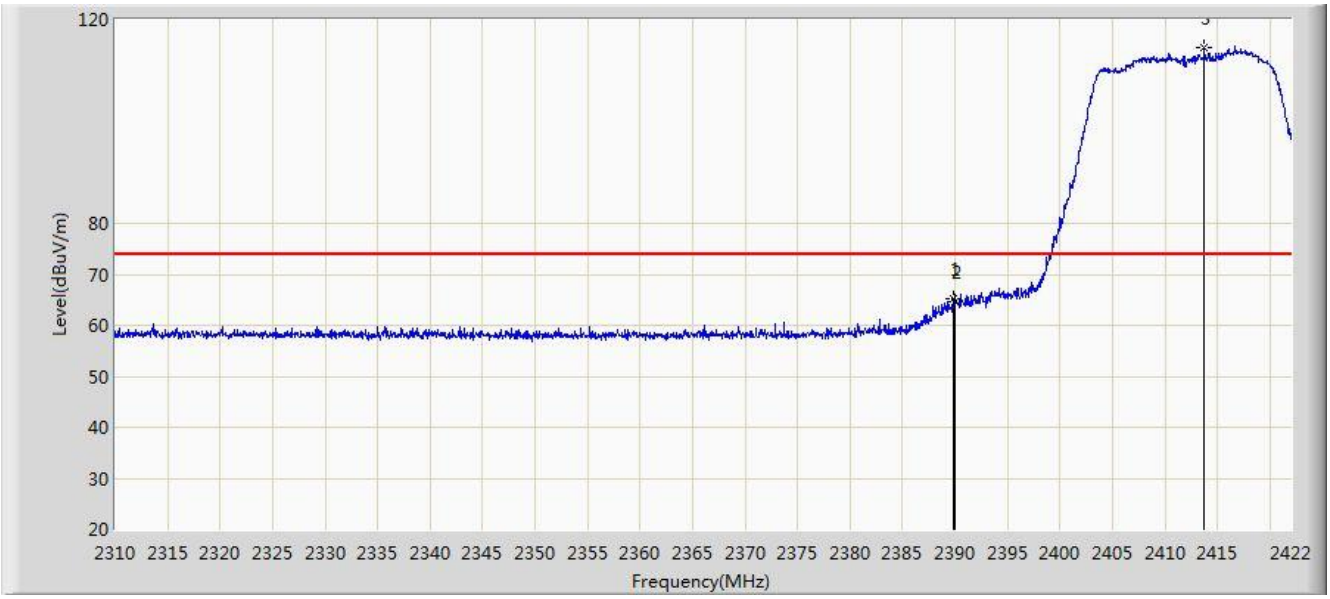

No	Flag	Mark	Frequency (MHz)	Measure Level (dBuV/m)	Reading Level (dBuV)	Margin (dB)	Limit (dBuV/m)	Factor (dB)	Type
1			2389.800	65.102	33.653	-8.898	74.000	31.448	PK
2			2390.000	64.658	33.209	-9.342	74.000	31.449	PK
3		*	2413.768	114.512	83.128	N/A	N/A	31.384	PK

Note: Measure Level (dBμV/m) = Reading Level (dBμV) + Factor (dB)

Factor (dB) = Cable Loss (dB) + Antenna Factor (dB/m)

Site: AC2	Time: 2019/11/11 - 20:46
Limit: FCC_Part15.209_RSE (3m)	Engineer: Bacon Dong
Probe: BBHA9120D_1-18GHz	Polarity: Horizontal
EUT: OmniAccess Stellar	Power: By PoE
Test Mode: Transmit by 802.11ax-HE20 at Channel 2412MHz (CDD Mode) with OAW-AP1361	

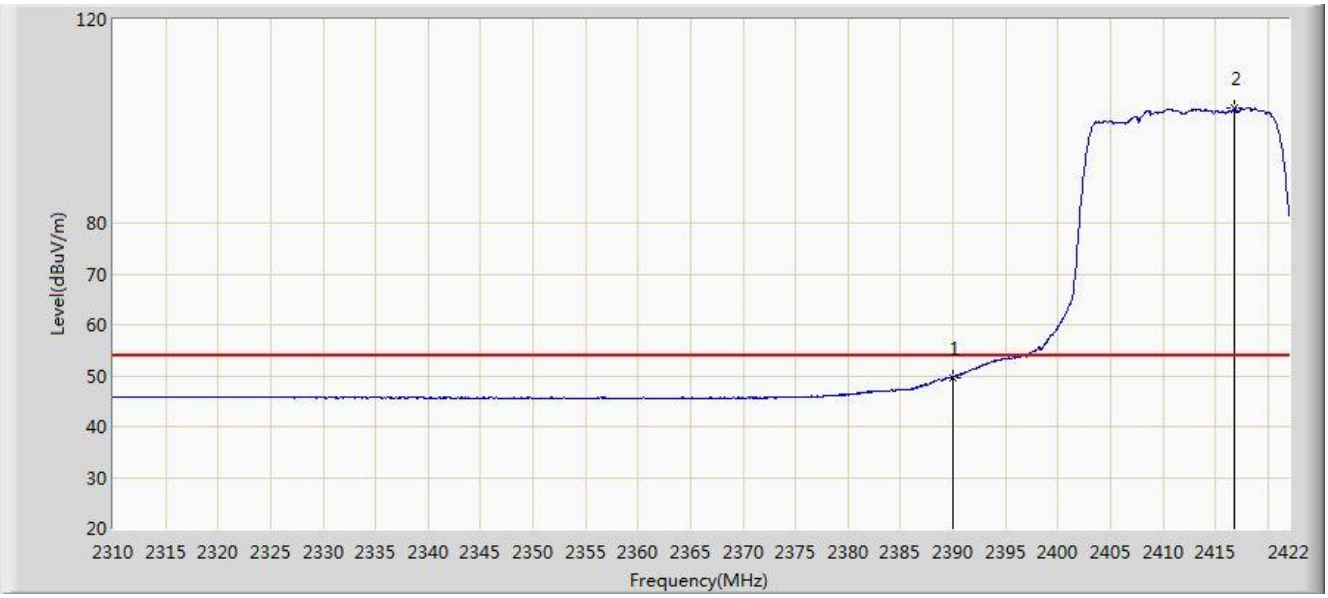

No	Flag	Mark	Frequency (MHz)	Measure Level (dBuV/m)	Reading Level (dBuV)	Margin (dB)	Limit (dBuV/m)	Factor (dB)	Type
1			2390.000	49.706	18.257	-4.294	54.000	31.449	AV
2		*	2416.848	102.468	71.092	N/A	N/A	31.376	AV

Note: Measure Level (dBµV/m) = Reading Level (dBµV) + Factor (dB)

Factor (dB) = Cable Loss (dB) + Antenna Factor (dB/m)

Site: AC2	Time: 2019/11/11 - 20:57
Limit: FCC_Part15.209_RSE (3m)	Engineer: Bacon Dong
Probe: BBHA9120D_1-18GHz	Polarity: Vertical
EUT: OmniAccess Stellar	Power: By PoE
Test Mode: Transmit by 802.11ax-HE20 at Channel 2412MHz (CDD Mode) with OAW-AP1361	

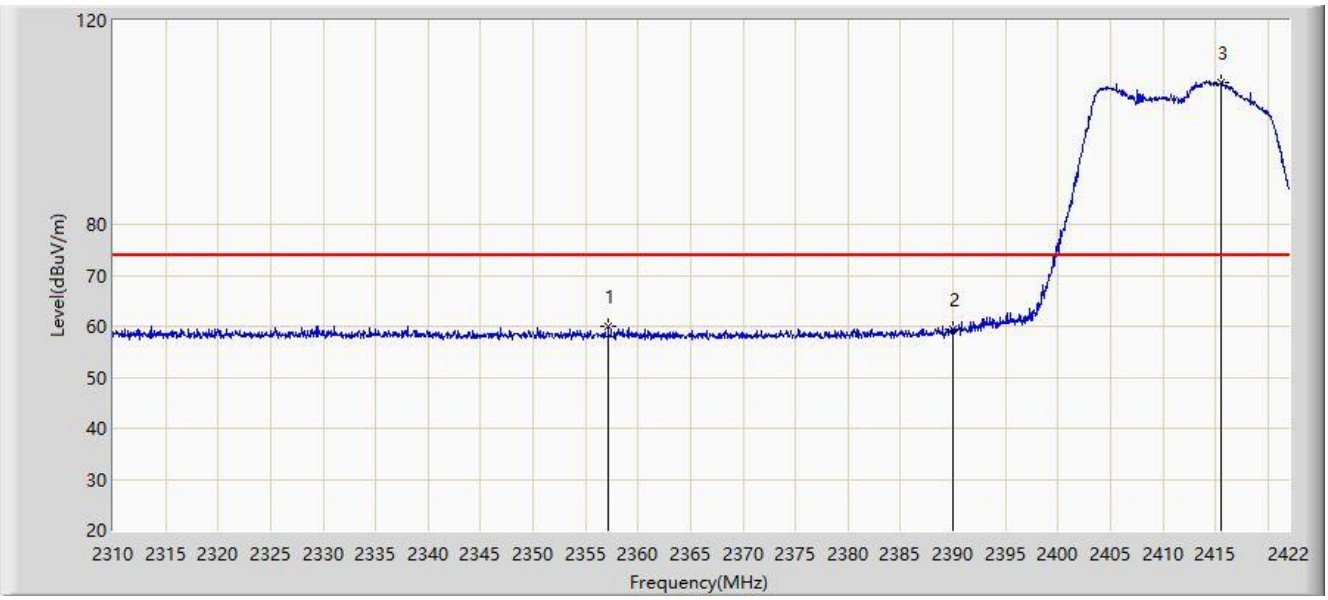

No	Flag	Mark	Frequency (MHz)	Measure Level (dBuV/m)	Reading Level (dBuV)	Margin (dB)	Limit (dBuV/m)	Factor (dB)	Type
1			2357.152	60.016	27.840	-13.984	74.000	32.176	PK
2			2390.000	59.495	27.409	-14.505	74.000	32.086	PK
3		*	2415.560	107.743	75.675	N/A	N/A	32.067	PK

Note: Measure Level (dBµV/m) = Reading Level (dBµV) + Factor (dB)

Factor (dB) = Cable Loss (dB) + Antenna Factor (dB/m)

Site: AC2	Time: 2019/11/11 - 21:00
Limit: FCC_Part15.209_RSE (3m)	Engineer: Bacon Dong
Probe: BBHA9120D_1-18GHz	Polarity: Vertical
EUT: OmniAccess Stellar	Power: By PoE
Test Mode: Transmit by 802.11ax-HE20 at Channel 2412MHz (CDD Mode) with OAW-AP1361	

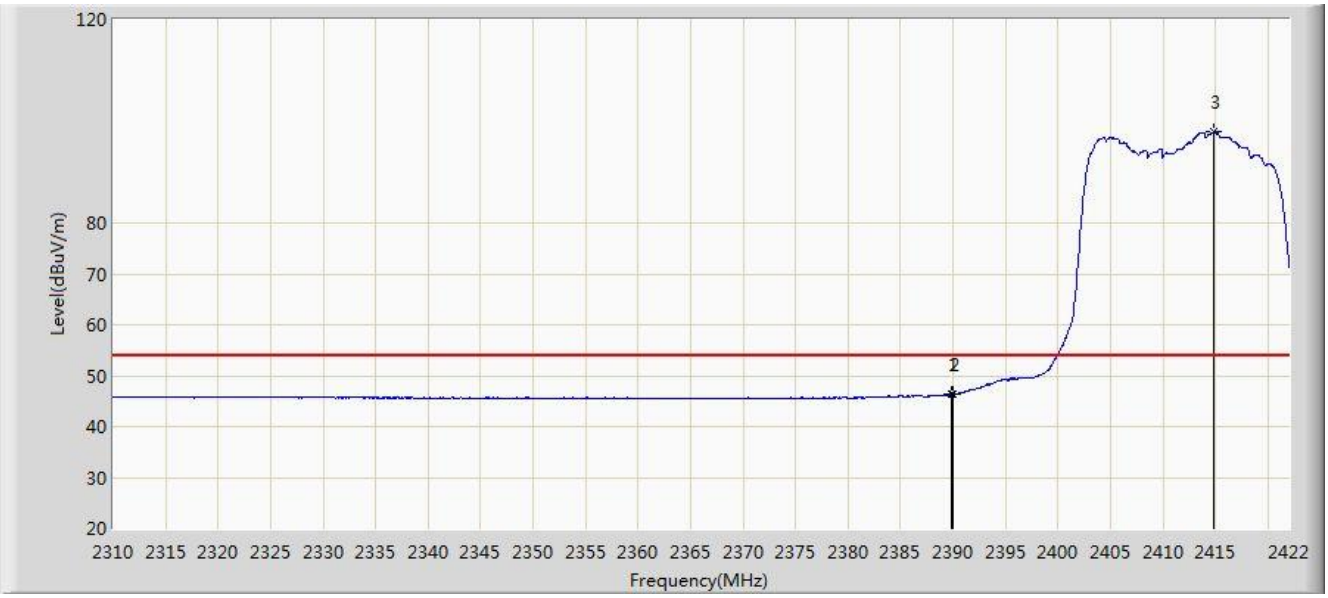

No	Flag	Mark	Frequency (MHz)	Measure Level (dBuV/m)	Reading Level (dBuV)	Margin (dB)	Limit (dBuV/m)	Factor (dB)	Type
1			2389.800	46.394	14.945	-7.606	54.000	31.448	AV
2			2390.000	46.309	14.860	-7.691	54.000	31.449	AV
3		*	2414.888	97.859	66.478	N/A	N/A	31.381	AV

Note: Measure Level (dBμV/m) = Reading Level (dBμV) + Factor (dB)

Factor (dB) = Cable Loss (dB) + Antenna Factor (dB/m)

Site: AC2	Time: 2019/11/11 - 21:03
Limit: FCC_Part15.209_RSE (3m)	Engineer: Bacon Dong
Probe: BBHA9120D_1-18GHz	Polarity: Horizontal
EUT: OmniAccess Stellar	Power: By PoE
Test Mode: Transmit by 802.11ax-HE20 at Channel 2462MHz (CDD Mode) with OAW-AP1361	

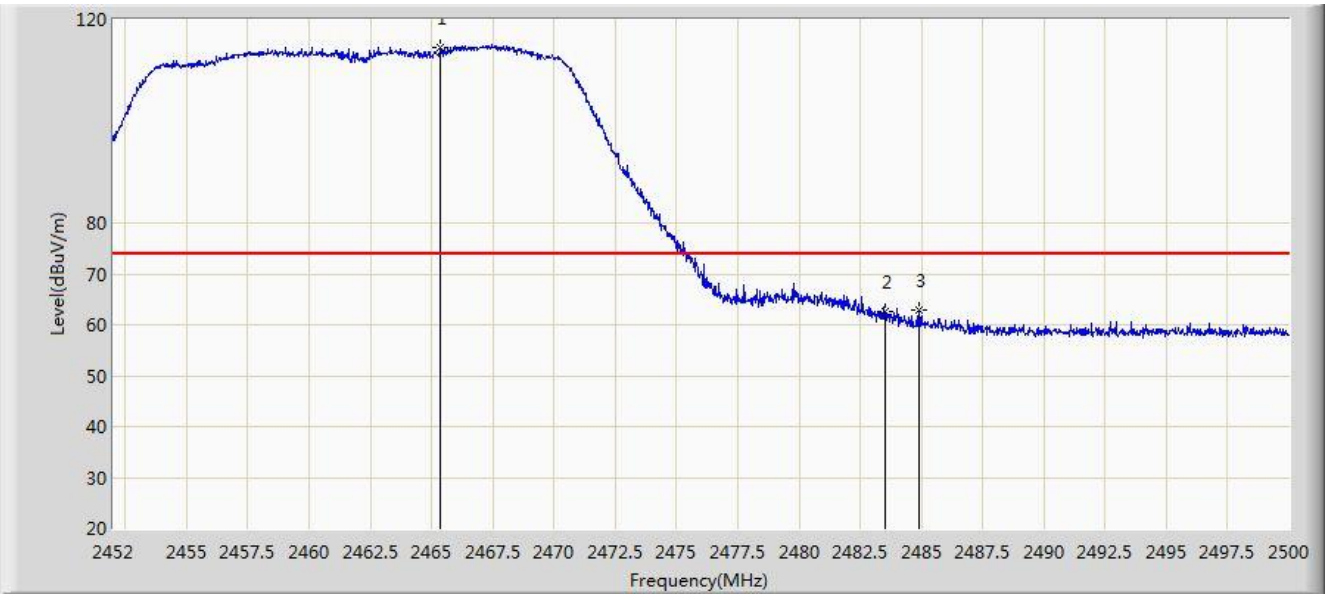

No	Flag	Mark	Frequency (MHz)	Measure Level (dBuV/m)	Reading Level (dBuV)	Margin (dB)	Limit (dBuV/m)	Factor (dB)	Type
1		*	2465.368	114.425	83.072	N/A	N/A	31.353	PK
2			2483.500	62.485	31.082	-11.515	74.000	31.403	PK
3			2484.928	63.036	31.628	-10.964	74.000	31.407	PK

Note: Measure Level (dBµV/m) = Reading Level (dBµV) + Factor (dB)

Factor (dB) = Cable Loss (dB) + Antenna Factor (dB/m)

Site: AC2	Time: 2019/11/11 - 21:05
Limit: FCC_Part15.209_RSE (3m)	Engineer: Bacon Dong
Probe: BBHA9120D_1-18GHz	Polarity: Horizontal
EUT: OmniAccess Stellar	Power: By PoE
Test Mode: Transmit by 802.11ax-HE20 at Channel 2462MHz (CDD Mode) with OAW-AP1361	

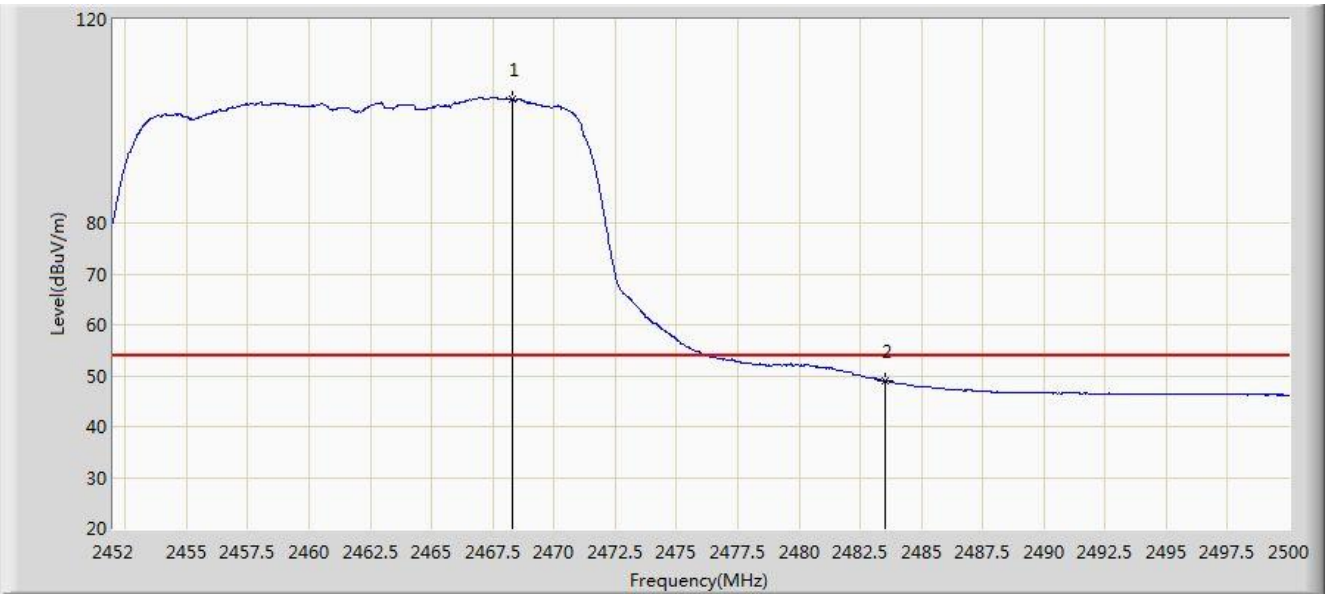

No	Flag	Mark	Frequency (MHz)	Measure Level (dBuV/m)	Reading Level (dBuV)	Margin (dB)	Limit (dBuV/m)	Factor (dB)	Type
1		*	2468.320	104.335	72.974	N/A	N/A	31.360	AV
2			2483.500	48.951	17.548	-5.049	54.000	31.403	AV

Note: Measure Level (dBµV/m) = Reading Level (dBµV) + Factor (dB)

Factor (dB) = Cable Loss (dB) + Antenna Factor (dB/m)

Site: AC2	Time: 2019/11/11 - 21:06
Limit: FCC_Part15.209_RSE (3m)	Engineer: Bacon Dong
Probe: BBHA9120D_1-18GHz	Polarity: Vertical
EUT: OmniAccess Stellar	Power: By PoE
Test Mode: Transmit by 802.11ax-HE20 at Channel 2462MHz (CDD Mode) with OAW-AP1361	

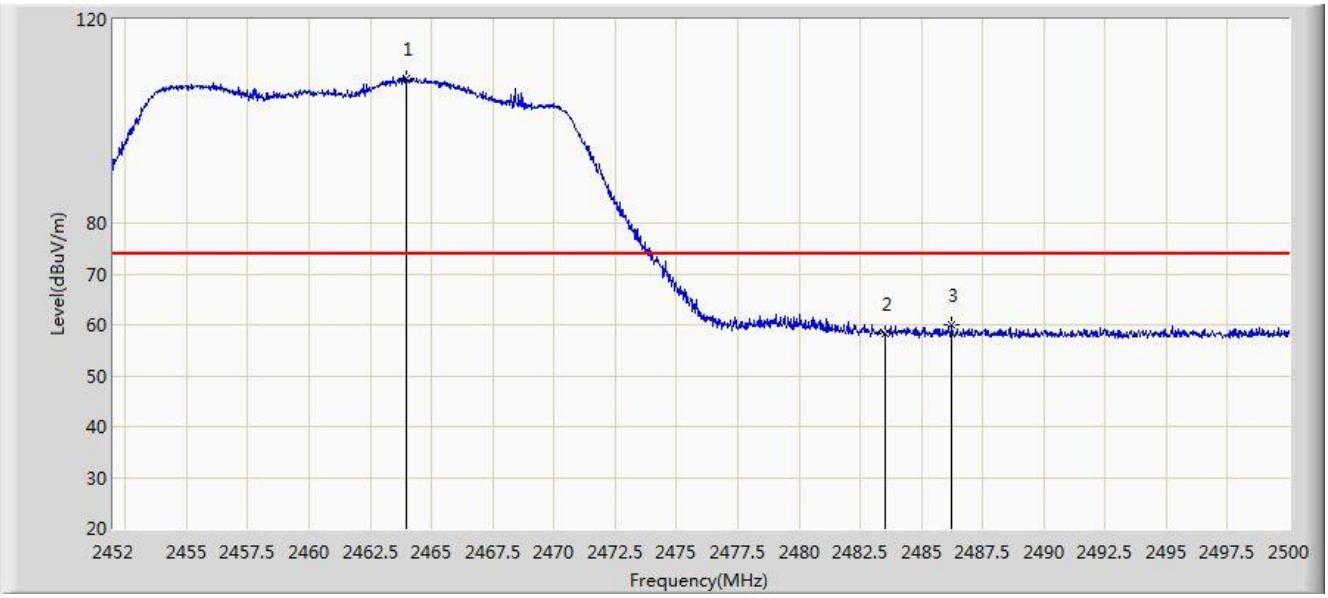

No	Flag	Mark	Frequency (MHz)	Measure Level (dBuV/m)	Reading Level (dBuV)	Margin (dB)	Limit (dBuV/m)	Factor (dB)	Type
1		*	2463.952	108.425	77.075	N/A	N/A	31.349	PK
2			2483.500	58.241	26.838	-15.759	74.000	31.403	PK
3			2486.224	59.874	28.462	-14.126	74.000	31.412	PK

Note: Measure Level (dBµV/m) = Reading Level (dBµV) + Factor (dB)

Factor (dB) = Cable Loss (dB) + Antenna Factor (dB/m)

Site: AC2	Time: 2019/11/11 - 21:08
Limit: FCC_Part15.209_RSE (3m)	Engineer: Bacon Dong
Probe: BBHA9120D_1-18GHz	Polarity: Vertical
EUT: OmniAccess Stellar	Power: By PoE
Test Mode: Transmit by 802.11ax-HE20 at Channel 2462MHz (CDD Mode) with OAW-AP1361	

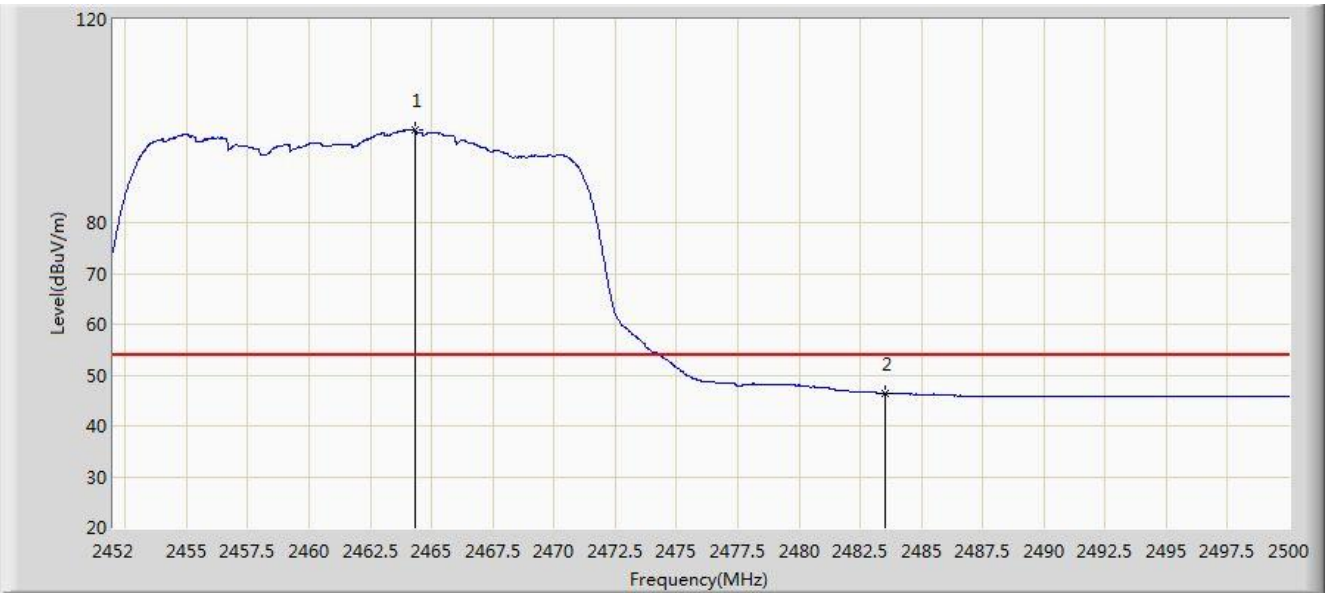

No	Flag	Mark	Frequency (MHz)	Measure Level (dBuV/m)	Reading Level (dBuV)	Margin (dB)	Limit (dBuV/m)	Factor (dB)	Type
1		*	2464.360	98.202	66.851	N/A	N/A	31.351	AV
2			2483.500	46.425	15.022	-7.575	54.000	31.403	AV

Note: Measure Level (dBµV/m) = Reading Level (dBµV) + Factor (dB)

Factor (dB) = Cable Loss (dB) + Antenna Factor (dB/m)

Site: AC2	Time: 2019/11/11 - 21:10
Limit: FCC_Part15.209_RSE (3m)	Engineer: Bacon Dong
Probe: BBHA9120D_1-18GHz	Polarity: Horizontal
EUT: OmniAccess Stellar	Power: By PoE
Test Mode: Transmit by 802.11ax-HE40 at Channel 2422MHz (CDD Mode) with OAW-AP1361	

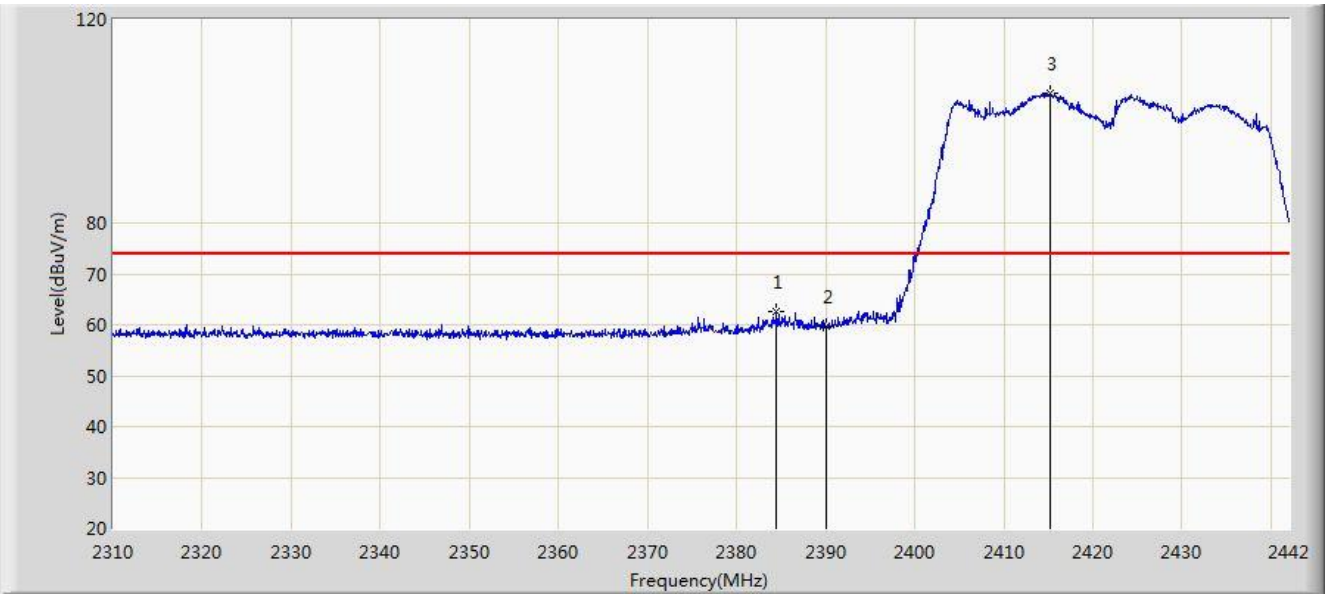

No	Flag	Mark	Frequency (MHz)	Measure Level (dBuV/m)	Reading Level (dBuV)	Margin (dB)	Limit (dBuV/m)	Factor (dB)	Type
1			2384.514	62.602	31.154	-11.398	74.000	31.448	PK
2			2390.000	59.638	28.189	-14.362	74.000	31.449	PK
3		*	2415.270	105.585	74.205	N/A	N/A	31.380	PK

Note: Measure Level (dBµV/m) = Reading Level (dBµV) + Factor (dB)

Factor (dB) = Cable Loss (dB) + Antenna Factor (dB/m)

Site: AC2	Time: 2019/11/11 - 21:12
Limit: FCC_Part15.209_RSE (3m)	Engineer: Bacon Dong
Probe: BBHA9120D_1-18GHz	Polarity: Horizontal
EUT: OmniAccess Stellar	Power: By PoE
Test Mode: Transmit by 802.11ax-HE40 at Channel 2422MHz (CDD Mode) with OAW-AP1361	

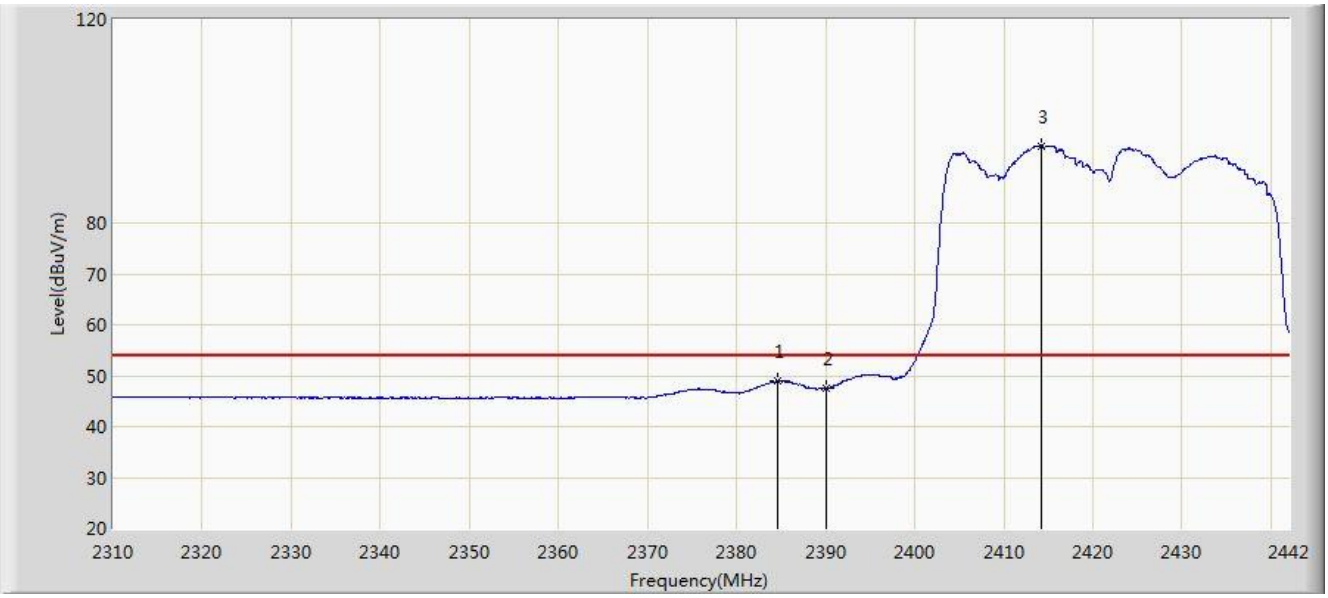

No	Flag	Mark	Frequency (MHz)	Measure Level (dBuV/m)	Reading Level (dBuV)	Margin (dB)	Limit (dBuV/m)	Factor (dB)	Type
1			2384.646	48.914	17.466	-5.086	54.000	31.448	AV
2			2390.000	47.526	16.077	-6.474	54.000	31.449	AV
3		*	2414.148	95.005	63.622	N/A	N/A	31.383	AV

Note: Measure Level (dBµV/m) = Reading Level (dBµV) + Factor (dB)

Factor (dB) = Cable Loss (dB) + Antenna Factor (dB/m)

Site: AC2	Time: 2019/11/11 - 21:18
Limit: FCC_Part15.209_RSE (3m)	Engineer: Bacon Dong
Probe: BBHA9120D_1-18GHz	Polarity: Vertical
EUT: OmniAccess Stellar	Power: By PoE
Test Mode: Transmit by 802.11ax-HE40 at Channel 2422MHz (CDD Mode) with OAW-AP1361	

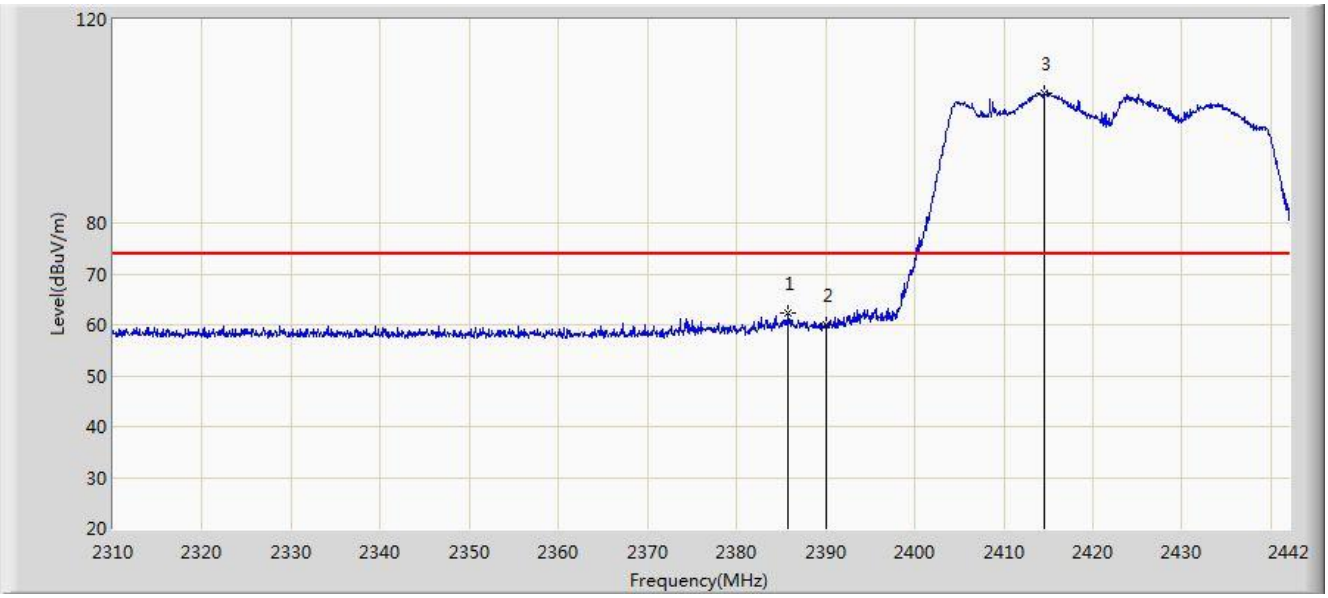

No	Flag	Mark	Frequency (MHz)	Measure Level (dBuV/m)	Reading Level (dBuV)	Margin (dB)	Limit (dBuV/m)	Factor (dB)	Type
1			2385.834	62.395	30.947	-11.605	74.000	31.448	PK
2			2390.000	60.057	28.608	-13.943	74.000	31.449	PK
3		*	2414.544	105.635	74.253	N/A	N/A	31.382	PK

Note: Measure Level (dBµV/m) = Reading Level (dBµV) + Factor (dB)

Factor (dB) = Cable Loss (dB) + Antenna Factor (dB/m)

Site: AC2	Time: 2019/11/11 - 21:22
Limit: FCC_Part15.209_RSE (3m)	Engineer: Bacon Dong
Probe: BBHA9120D_1-18GHz	Polarity: Vertical
EUT: OmniAccess Stellar	Power: By PoE
Test Mode: Transmit by 802.11ax-HE40 at Channel 2422MHz (CDD Mode) with OAW-AP1361	

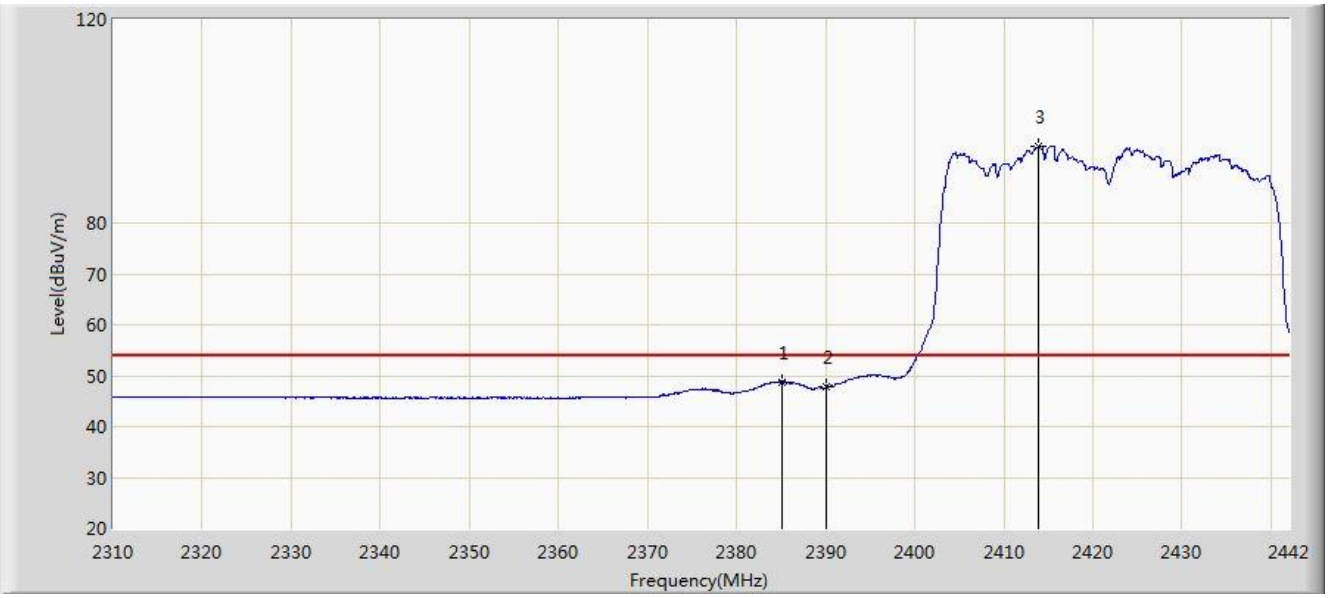

No	Flag	Mark	Frequency (MHz)	Measure Level (dBuV/m)	Reading Level (dBuV)	Margin (dB)	Limit (dBuV/m)	Factor (dB)	Type
1			2385.042	48.813	17.365	-5.187	54.000	31.448	AV
2			2390.000	47.755	16.306	-6.245	54.000	31.449	AV
3		*	2413.950	95.121	63.738	N/A	N/A	31.383	AV

Note: Measure Level (dBµV/m) = Reading Level (dBµV) + Factor (dB)

Factor (dB) = Cable Loss (dB) + Antenna Factor (dB/m)

Site: AC2	Time: 2019/11/11 - 21:23
Limit: FCC_Part15.209_RSE (3m)	Engineer: Bacon Dong
Probe: BBHA9120D_1-18GHz	Polarity: Horizontal
EUT: OmniAccess Stellar	Power: By PoE
Test Mode: Transmit by 802.11ax-HE40 at Channel 2452MHz (CDD Mode) with OAW-AP1361	

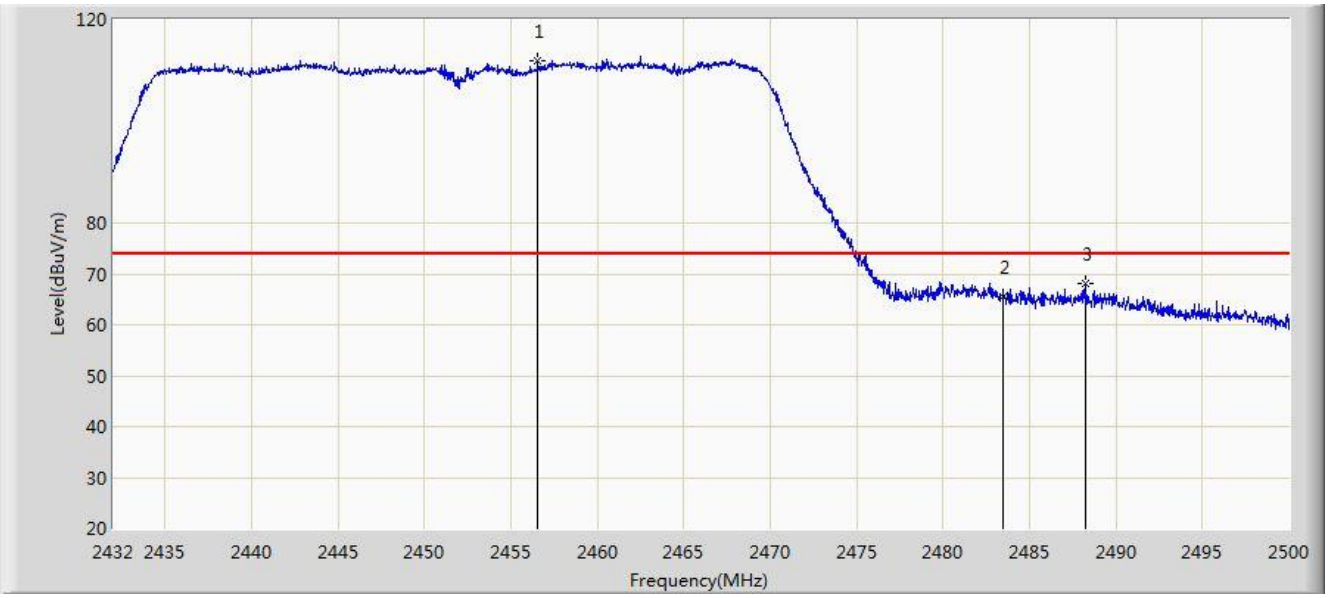

No	Flag	Mark	Frequency (MHz)	Measure Level (dBuV/m)	Reading Level (dBuV)	Margin (dB)	Limit (dBuV/m)	Factor (dB)	Type
1		*	2456.582	111.883	80.545	N/A	N/A	31.337	PK
2			2483.500	65.449	34.046	-8.551	74.000	31.403	PK
3			2488.202	68.208	36.789	-5.792	74.000	31.419	PK

Note: Measure Level (dBµV/m) = Reading Level (dBµV) + Factor (dB)

Factor (dB) = Cable Loss (dB) + Antenna Factor (dB/m)

Site: AC2	Time: 2019/11/11 - 21:26
Limit: FCC_Part15.209_RSE (3m)	Engineer: Bacon Dong
Probe: BBHA9120D_1-18GHz	Polarity: Horizontal
EUT: OmniAccess Stellar	Power: By PoE
Test Mode: Transmit by 802.11ax-HE40 at Channel 2452MHz (CDD Mode) with OAW-AP1361	

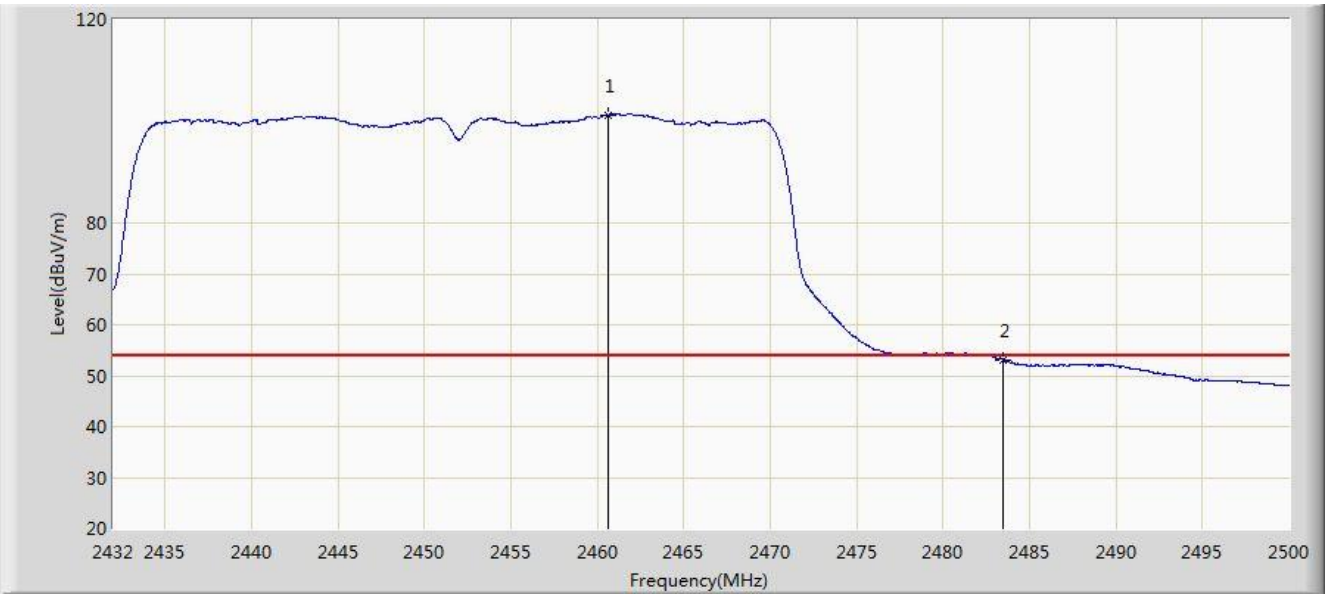

No	Flag	Mark	Frequency (MHz)	Measure Level (dBuV/m)	Reading Level (dBuV)	Margin (dB)	Limit (dBuV/m)	Factor (dB)	Type
1		*	2460.628	101.230	69.886	N/A	N/A	31.344	AV
2			2483.500	53.035	21.632	-0.965	54.000	31.403	AV

Note: Measure Level (dBµV/m) = Reading Level (dBµV) + Factor (dB)

Factor (dB) = Cable Loss (dB) + Antenna Factor (dB/m)

Site: AC2	Time: 2019/11/11 - 21:36
Limit: FCC_Part15.209_RSE (3m)	Engineer: Bacon Dong
Probe: BBHA9120D_1-18GHz	Polarity: Vertical
EUT: OmniAccess Stellar	Power: By PoE
Test Mode: Transmit by 802.11ax-HE40 at Channel 2452MHz (CDD Mode) with OAW-AP1361	

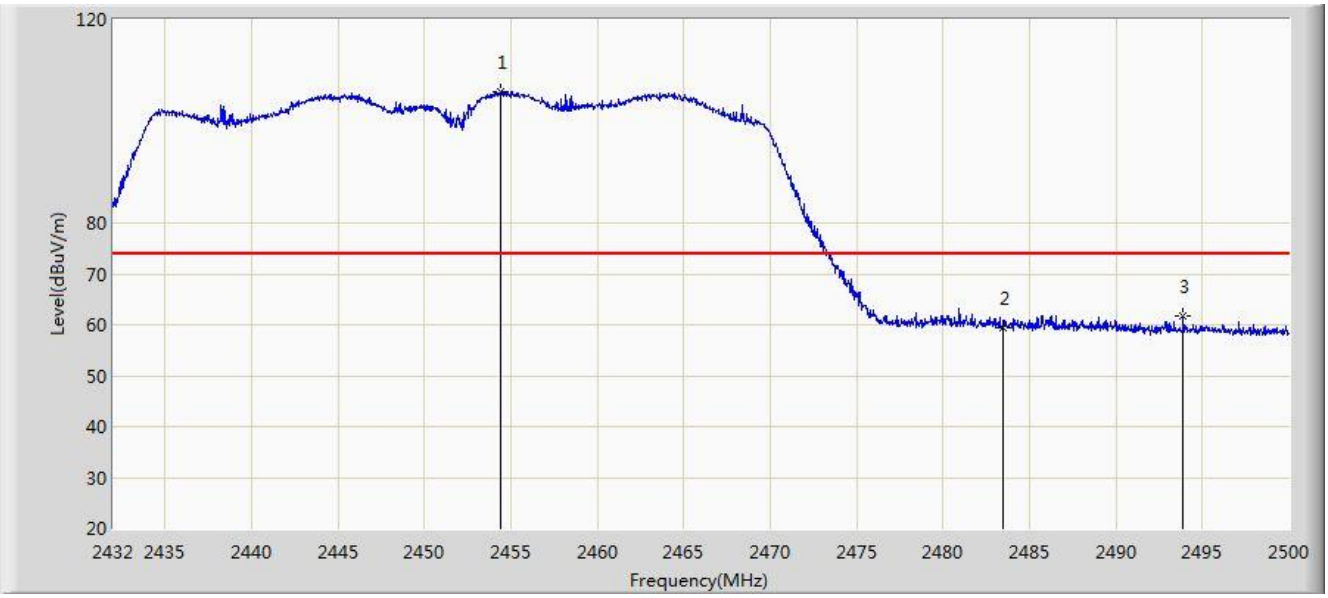

No	Flag	Mark	Frequency (MHz)	Measure Level (dBuV/m)	Reading Level (dBuV)	Margin (dB)	Limit (dBuV/m)	Factor (dB)	Type
1		*	2454.440	105.700	74.365	N/A	N/A	31.335	PK
2			2483.500	59.558	28.155	-14.442	74.000	31.403	PK
3			2493.880	61.616	30.178	-12.384	74.000	31.438	PK

Note: Measure Level (dBµV/m) = Reading Level (dBµV) + Factor (dB)

Factor (dB) = Cable Loss (dB) + Antenna Factor (dB/m)

Site: AC2	Time: 2019/11/11 - 21:38
Limit: FCC_Part15.209_RSE (3m)	Engineer: Bacon Dong
Probe: BBHA9120D_1-18GHz	Polarity: Vertical
EUT: OmniAccess Stellar	Power: By PoE
Test Mode: Transmit by 802.11ax-HE40 at Channel 2452MHz (CDD Mode) with OAW-AP1361	

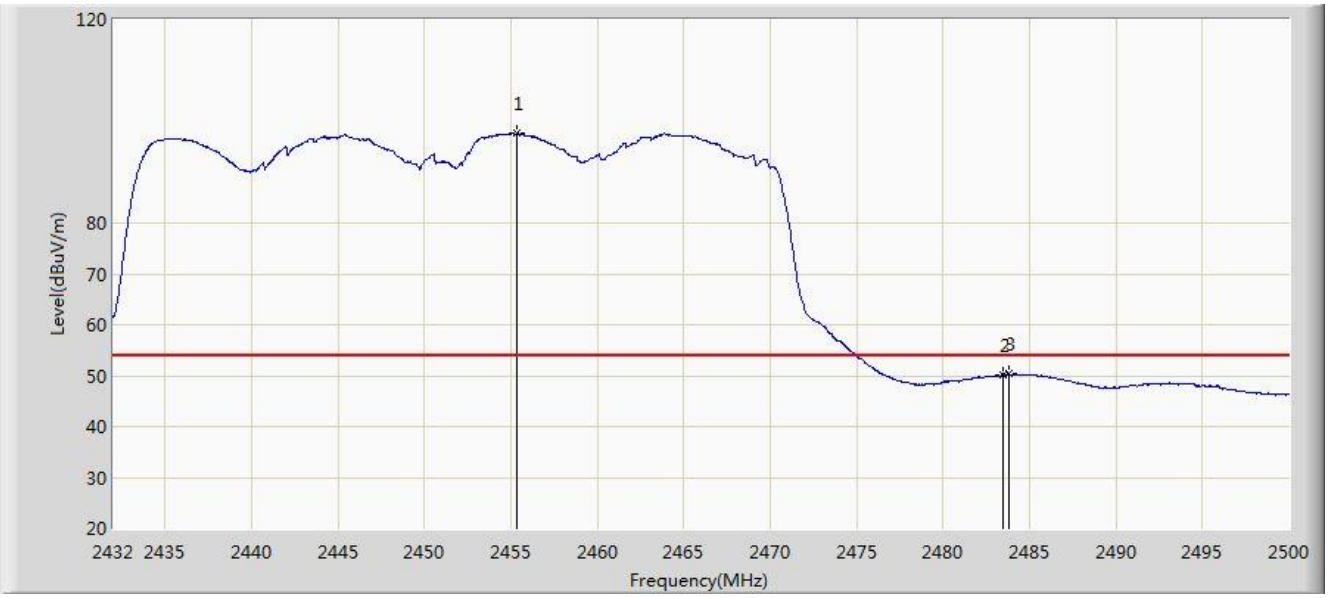

No	Flag	Mark	Frequency (MHz)	Measure Level (dBuV/m)	Reading Level (dBuV)	Margin (dB)	Limit (dBuV/m)	Factor (dB)	Type
1		*	2455.324	97.548	66.212	N/A	N/A	31.336	AV
2			2483.500	50.214	18.811	-3.786	54.000	31.403	AV
3			2483.782	50.338	18.934	-3.662	54.000	31.404	AV

Note: Measure Level (dBµV/m) = Reading Level (dBµV) + Factor (dB)

Factor (dB) = Cable Loss (dB) + Antenna Factor (dB/m)

Site: AC2	Time: 2020/01/20 - 09:54
Limit: FCC_Part15.209_RSE (3m)	Engineer: Tyler Yuan
Probe: BBHA9120D_1-18GHz	Polarity: Horizontal
EUT: OmniAccess Stellar	Power: By PoE
Test Mode: Transmit by 802.11b at Channel 2412 MHz with OAW-AP1361 Scan Antenna	

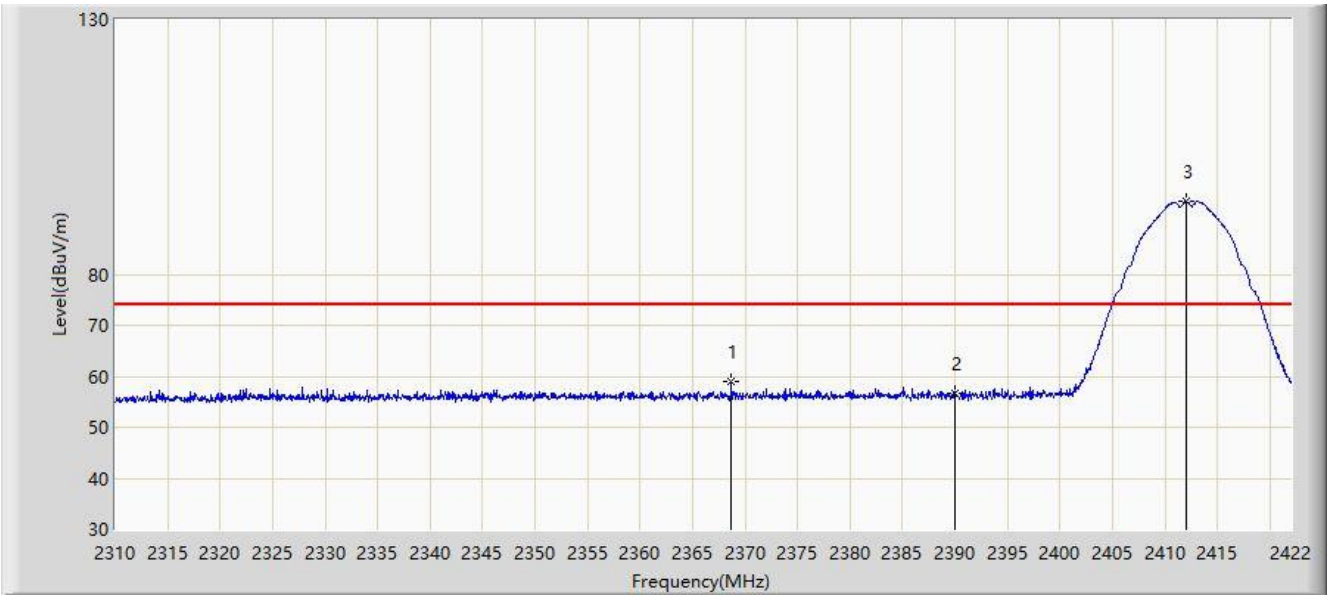

No	Flag	Mark	Frequency (MHz)	Measure Level (dBuV/m)	Reading Level (dBuV)	Margin (dB)	Limit (dBuV/m)	Factor (dB)	Type
1			2368.688	58.843	26.318	-15.157	74.000	32.526	PK
2			2390.000	56.561	24.076	-17.439	74.000	32.485	PK
3		*	2412.032	94.295	61.763	N/A	N/A	32.532	PK

Note: Measure Level (dBμV/m) = Reading Level (dBμV) + Factor (dB)

Factor (dB) = Cable Loss (dB) + Antenna Factor (dB/m)

Site: AC2	Time: 2020/01/20 - 10:23
Limit: FCC_Part15.209_RSE (3m)	Engineer: Tyler Yuan
Probe: BBHA9120D_1-18GHz	Polarity: Horizontal
EUT: OmniAccess Stellar	Power: By PoE
Test Mode: Transmit by 802.11b at Channel 2412 MHz with OAW-AP1361 Scan Antenna	

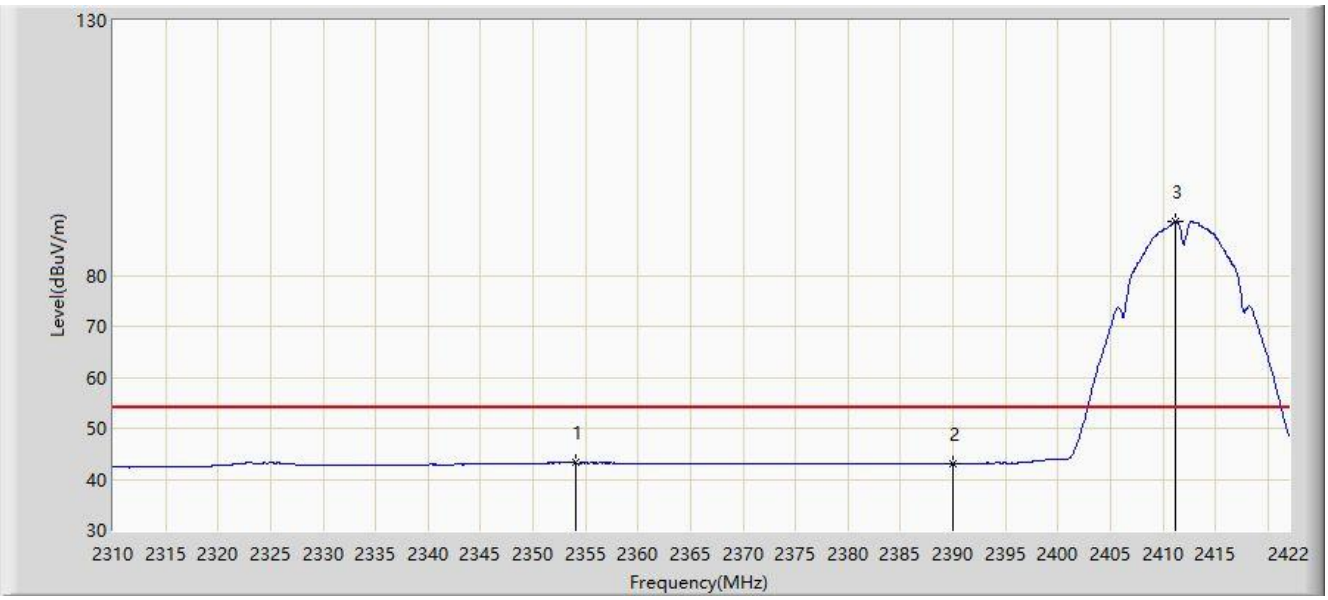

No	Flag	Mark	Frequency (MHz)	Measure Level (dBuV/m)	Reading Level (dBuV)	Margin (dB)	Limit (dBuV/m)	Factor (dB)	Type
1			2354.016	43.217	10.621	-10.783	54.000	32.597	AV
2			2390.000	43.073	10.588	-10.927	54.000	32.485	AV
3		*	2411.136	90.639	58.099	N/A	N/A	32.540	AV

Note: Measure Level (dBμV/m) = Reading Level (dBμV) + Factor (dB)

Factor (dB) = Cable Loss (dB) + Antenna Factor (dB/m)

Site: AC2	Time: 2020/01/20 - 10:24
Limit: FCC_Part15.209_RSE (3m)	Engineer: Tyler Yuan
Probe: BBHA9120D_1-18GHz	Polarity: Vertical
EUT: OmniAccess Stellar	Power: By PoE
Test Mode: Transmit by 802.11b at Channel 2412 MHz with OAW-AP1361 Scan Antenna	

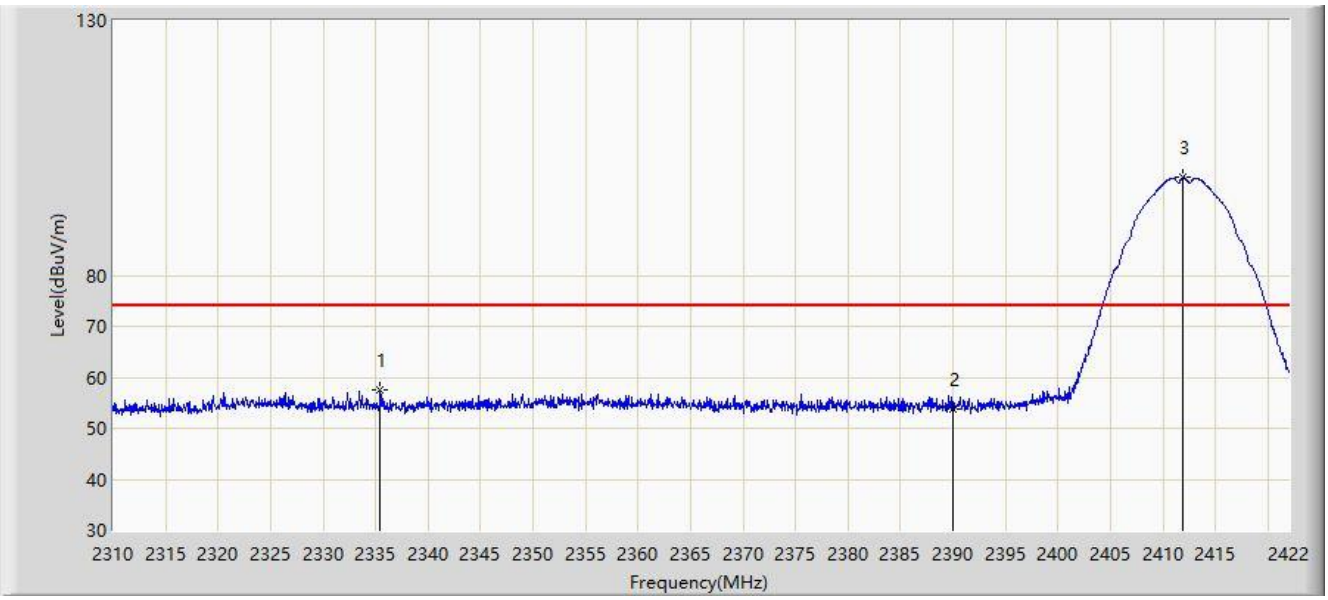

No	Flag	Mark	Frequency (MHz)	Measure Level (dBuV/m)	Reading Level (dBuV)	Margin (dB)	Limit (dBuV/m)	Factor (dB)	Type
1			2335.424	57.562	24.955	-16.438	74.000	32.607	PK
2			2390.000	53.816	21.331	-20.184	74.000	32.485	PK
3		*	2411.920	99.131	66.598	N/A	N/A	32.533	PK

Note: Measure Level (dBµV/m) = Reading Level (dBµV) + Factor (dB)

Factor (dB) = Cable Loss (dB) + Antenna Factor (dB/m)

Site: AC2	Time: 2020/01/20 - 10:25
Limit: FCC_Part15.209_RSE (3m)	Engineer: Tyler Yuan
Probe: BBHA9120D_1-18GHz	Polarity: Vertical
EUT: OmniAccess Stellar	Power: By PoE
Test Mode: Transmit by 802.11b at Channel 2412 MHz with OAW-AP1361 Scan Antenna	

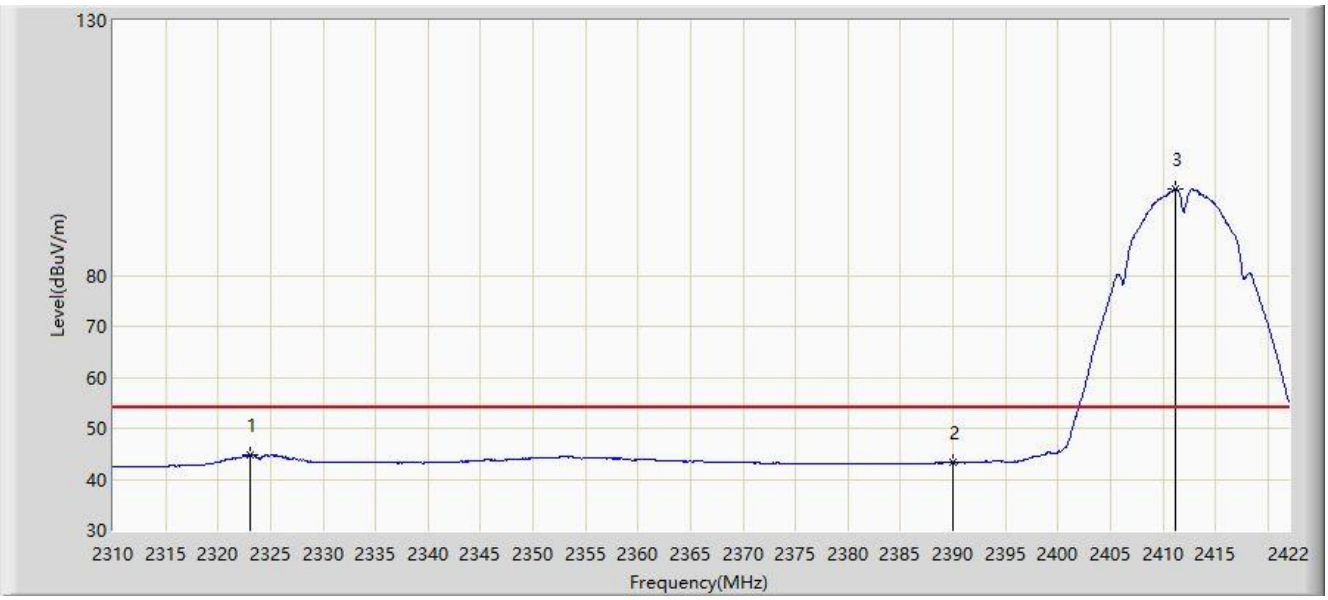

No	Flag	Mark	Frequency (MHz)	Measure Level (dBuV/m)	Reading Level (dBuV)	Margin (dB)	Limit (dBuV/m)	Factor (dB)	Type
1			2322.992	44.822	12.224	-9.178	54.000	32.598	AV
2			2390.000	43.193	10.708	-10.807	54.000	32.485	AV
3		*	2411.136	97.044	64.504	N/A	N/A	32.540	AV

Note: Measure Level (dBµV/m) = Reading Level (dBµV) + Factor (dB)

Factor (dB) = Cable Loss (dB) + Antenna Factor (dB/m)