Site: AC1	Time: 2020/03/01 - 10:25
Limit: FCC_Part15.209_RSE (3m)	Engineer: Dillon Diao
Probe: BBHA9120D_1-18GHz	Polarity: Horizontal
EUT: OmniAccess Stellar	Power: By PoE
Test Mode: Transmit by 802.11b at Channel 2412MHz with OAW-AP1361D Scan Antenna	

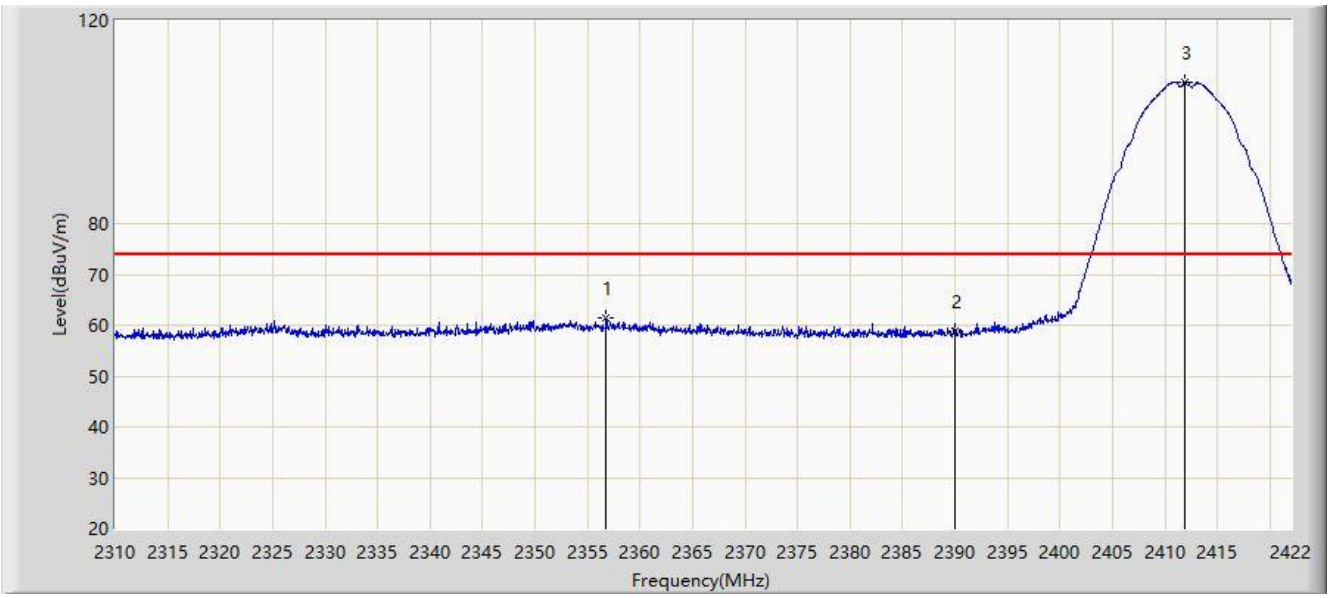

No	Flag	Mark	Frequency (MHz)	Measure Level (dBuV/m)	Reading Level (dBuV)	Margin (dB)	Limit (dBuV/m)	Factor (dB)	Type
1			2356.760	61.453	28.324	-12.547	74.000	33.129	PK
2			2390.000	58.939	25.859	-15.061	74.000	33.080	PK
3		*	2411.864	107.809	74.709	N/A	N/A	33.100	PK

Note: Measure Level (dBµV/m) = Reading Level (dBµV) + Factor (dB)

Factor (dB) = Cable Loss (dB) + Antenna Factor (dB/m)

Site: AC1	Time: 2020/03/01 - 11:03
Limit: FCC_Part15.209_RSE (3m)	Engineer: Dillon Diao
Probe: BBHA9120D_1-18GHz	Polarity: Horizontal
EUT: OmniAccess Stellar	Power: By PoE
Test Mode: Transmit by 802.11b at Channel 2412MHz with OAW-AP1361D Scan Antenna	

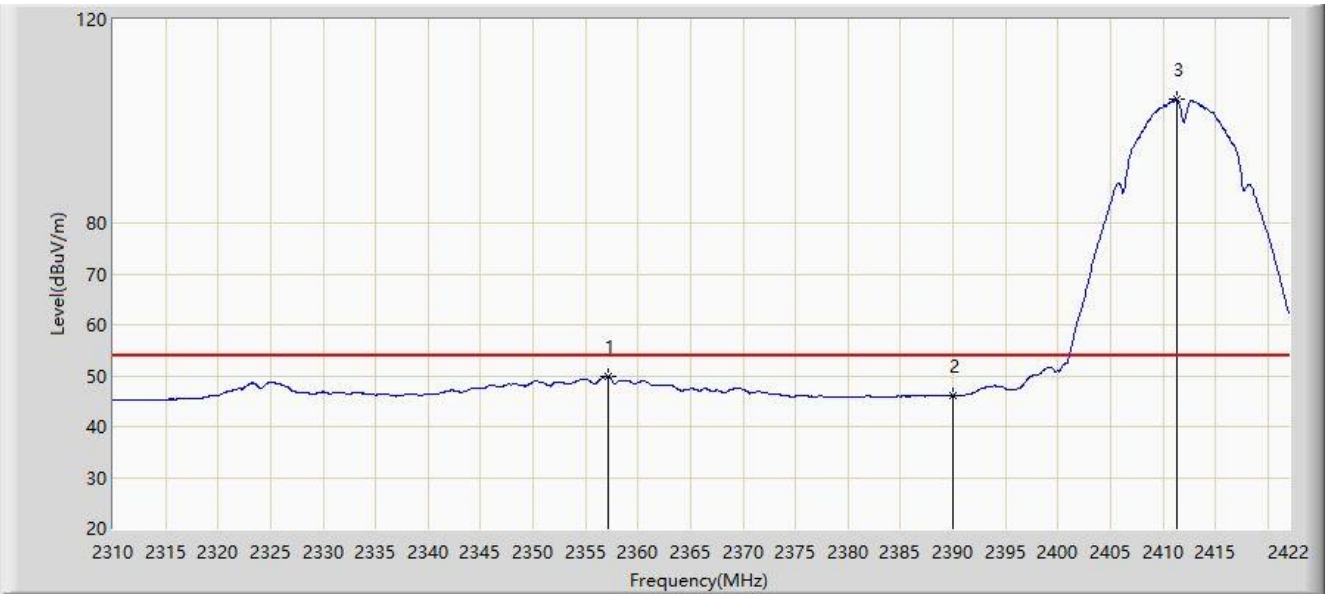

No	Flag	Mark	Frequency (MHz)	Measure Level (dBuV/m)	Reading Level (dBuV)	Margin (dB)	Limit (dBuV/m)	Factor (dB)	Type
1			2357.152	49.737	16.607	-4.263	54.000	33.131	AV
2			2390.000	46.057	12.977	-7.943	54.000	33.080	AV
3		*	2411.304	104.406	71.306	N/A	N/A	33.100	AV

Note: Measure Level (dBµV/m) = Reading Level (dBµV) + Factor (dB)

Factor (dB) = Cable Loss (dB) + Antenna Factor (dB/m)

Site: AC1	Time: 2020/03/01 - 11:07
Limit: FCC_Part15.209_RSE (3m)	Engineer: Dillon Diao
Probe: BBHA9120D_1-18GHz	Polarity: Vertical
EUT: OmniAccess Stellar	Power: By PoE
Test Mode: Transmit by 802.11b at Channel 2412MHz with OAW-AP1361D Scan Antenna	

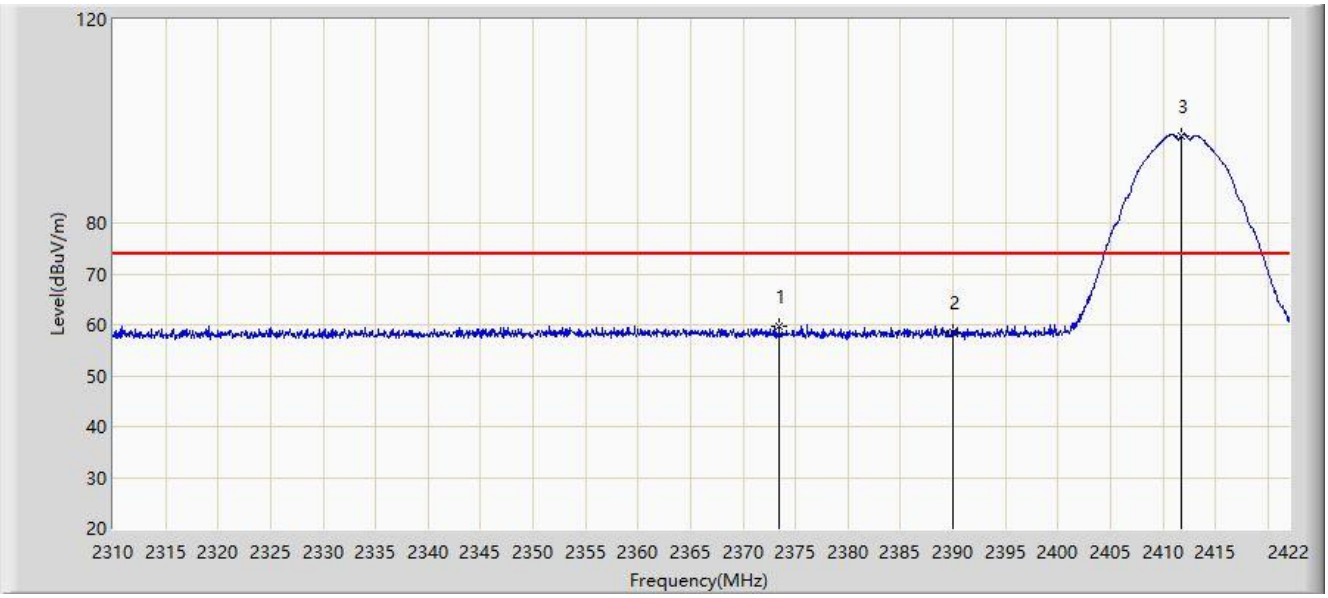

No	Flag	Mark	Frequency (MHz)	Measure Level (dBuV/m)	Reading Level (dBuV)	Margin (dB)	Limit (dBuV/m)	Factor (dB)	Type
1			2373.448	59.602	26.490	-14.398	74.000	33.112	PK
2			2390.000	58.491	25.411	-15.509	74.000	33.080	PK
3		*	2411.808	97.221	64.121	N/A	N/A	33.100	PK

Note: Measure Level (dBµV/m) = Reading Level (dBµV) + Factor (dB)

Factor (dB) = Cable Loss (dB) + Antenna Factor (dB/m)

Site: AC1	Time: 2020/03/01 - 11:08
Limit: FCC_Part15.209_RSE (3m)	Engineer: Dillon Diao
Probe: BBHA9120D_1-18GHz	Polarity: Vertical
EUT: OmniAccess Stellar	Power: By PoE
Test Mode: Transmit by 802.11b at Channel 2412MHz with OAW-AP1361D Scan Antenna	

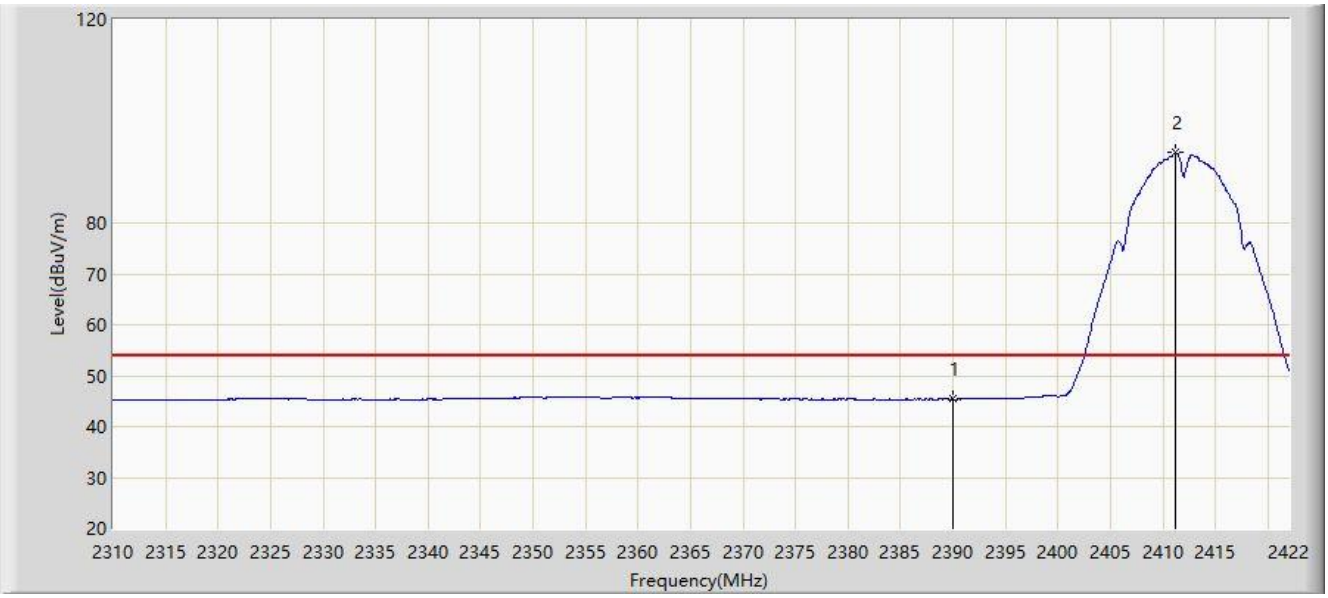

No	Flag	Mark	Frequency (MHz)	Measure Level (dBuV/m)	Reading Level (dBuV)	Margin (dB)	Limit (dBuV/m)	Factor (dB)	Type
1			2390.000	45.367	12.287	-8.633	54.000	33.080	AV
2		*	2411.192	93.808	60.708	N/A	N/A	33.100	AV

Note: Measure Level (dBµV/m) = Reading Level (dBµV) + Factor (dB)

Factor (dB) = Cable Loss (dB) + Antenna Factor (dB/m)

Site: AC1	Time: 2020/03/01 - 11:11
Limit: FCC_Part15.209_RSE (3m)	Engineer: Dillon Diao
Probe: BBHA9120D_1-18GHz	Polarity: Horizontal
EUT: OmniAccess Stellar	Power: By PoE
Test Mode: Transmit by 802.11b at Channel 2462MHz with OAW-AP1361D Scan Antenna	

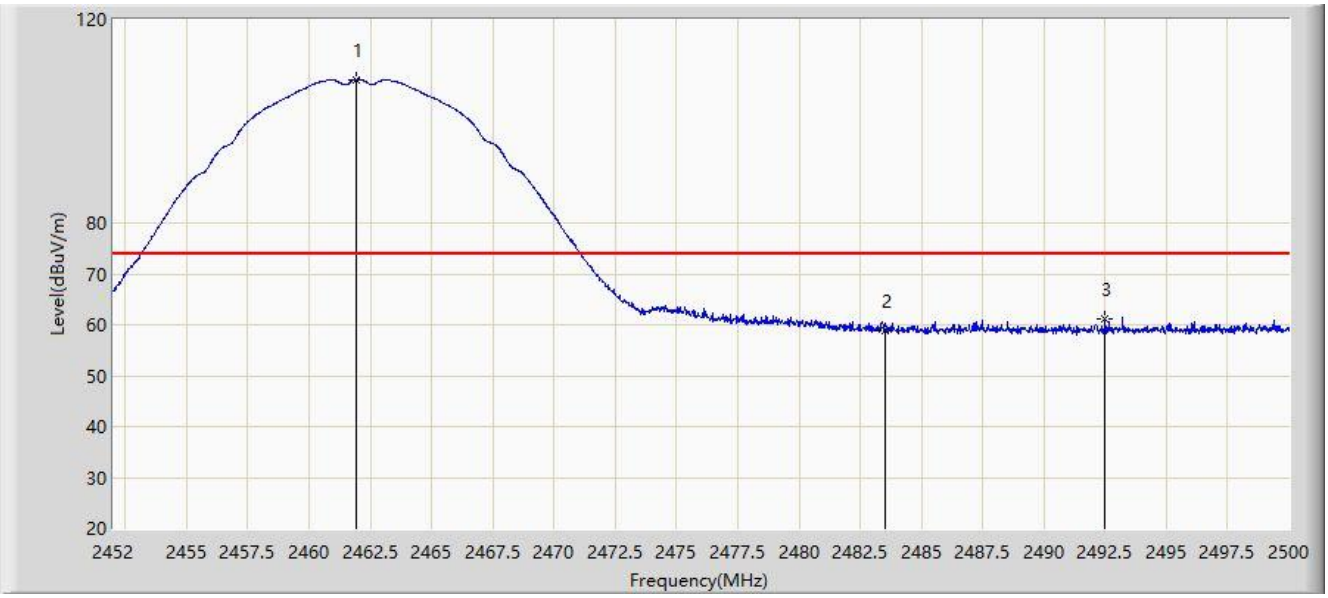

No	Flag	Mark	Frequency (MHz)	Measure Level (dBuV/m)	Reading Level (dBuV)	Margin (dB)	Limit (dBuV/m)	Factor (dB)	Type
1		*	2461.912	108.215	75.162	N/A	N/A	33.053	PK
2			2483.500	58.967	25.925	-15.033	74.000	33.042	PK
3			2492.488	61.244	28.206	-12.756	74.000	33.038	PK

Note: Measure Level (dBµV/m) = Reading Level (dBµV) + Factor (dB)

Factor (dB) = Cable Loss (dB) + Antenna Factor (dB/m)

Site: AC1	Time: 2020/03/01 - 11:14
Limit: FCC_Part15.209_RSE (3m)	Engineer: Dillon Diao
Probe: BBHA9120D_1-18GHz	Polarity: Horizontal
EUT: OmniAccess Stellar	Power: By PoE
Test Mode: Transmit by 802.11b at Channel 2462MHz with OAW-AP1361D Scan Antenna	

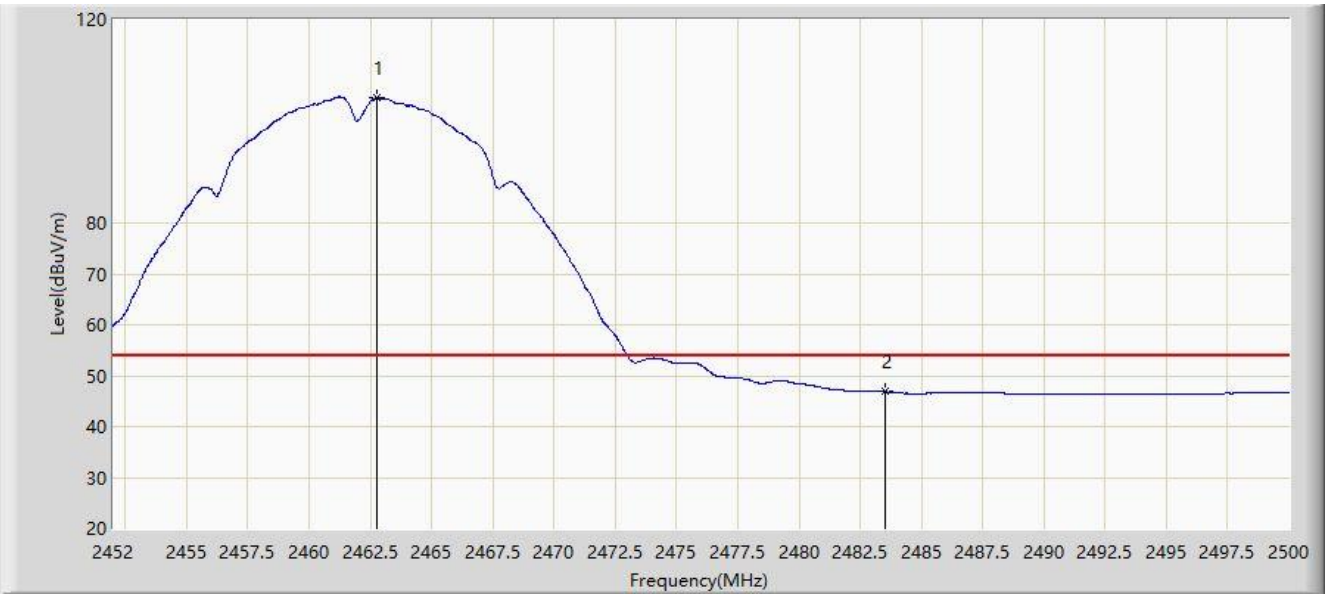

No	Flag	Mark	Frequency (MHz)	Measure Level (dBuV/m)	Reading Level (dBuV)	Margin (dB)	Limit (dBuV/m)	Factor (dB)	Type
1		*	2462.752	104.628	71.575	N/A	N/A	33.053	AV
2			2483.500	46.883	13.841	-7.117	54.000	33.042	AV

Note: Measure Level (dBµV/m) = Reading Level (dBµV) + Factor (dB)

Factor (dB) = Cable Loss (dB) + Antenna Factor (dB/m)

Site: AC1	Time: 2020/03/01 - 11:15
Limit: FCC_Part15.209_RSE (3m)	Engineer: Dillon Diao
Probe: BBHA9120D_1-18GHz	Polarity: Vertical
EUT: OmniAccess Stellar	Power: By PoE
Test Mode: Transmit by 802.11b at Channel 2462MHz with OAW-AP1361D Scan Antenna	

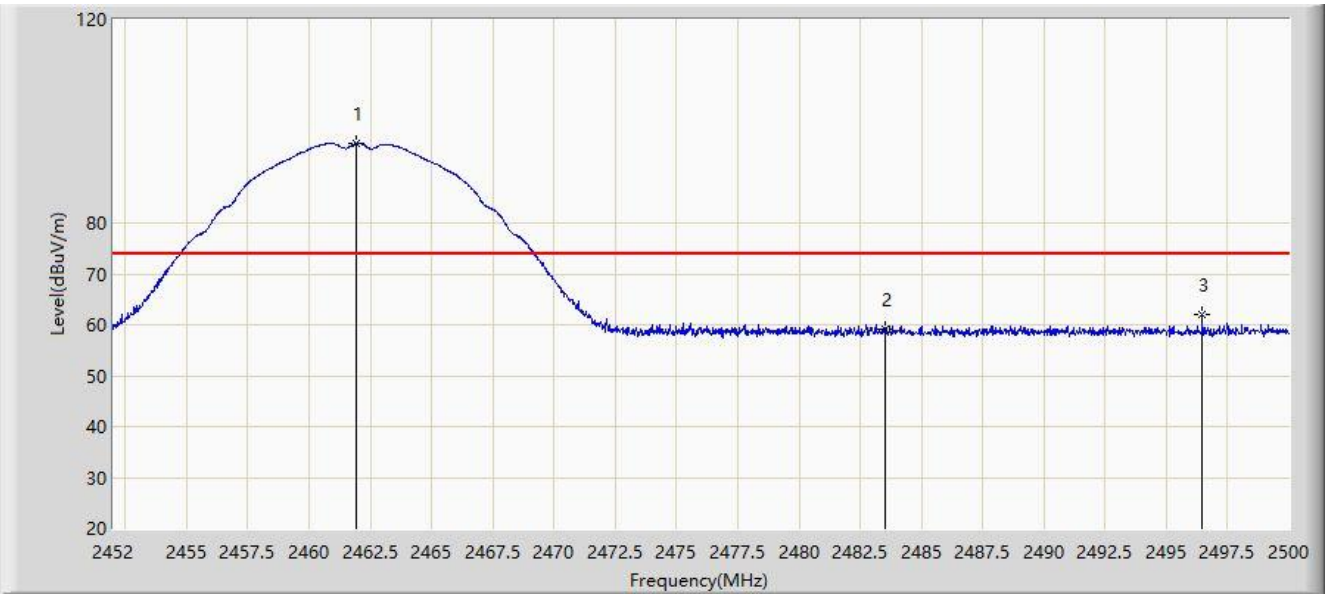

No	Flag	Mark	Frequency (MHz)	Measure Level (dBuV/m)	Reading Level (dBuV)	Margin (dB)	Limit (dBuV/m)	Factor (dB)	Type
1		*	2461.912	95.649	62.596	N/A	N/A	33.053	PK
2			2483.500	59.192	26.150	-14.808	74.000	33.042	PK
3			2496.448	62.003	28.967	-11.997	74.000	33.035	PK

Note: Measure Level (dBμV/m) = Reading Level (dBμV) + Factor (dB)

Factor (dB) = Cable Loss (dB) + Antenna Factor (dB/m)

Site: AC1	Time: 2020/03/01 - 11:16
Limit: FCC_Part15.209_RSE (3m)	Engineer: Dillon Diao
Probe: BBHA9120D_1-18GHz	Polarity: Vertical
EUT: OmniAccess Stellar	Power: By PoE
Test Mode: Transmit by 802.11b at Channel 2462MHz with OAW-AP1361D Scan Antenna	

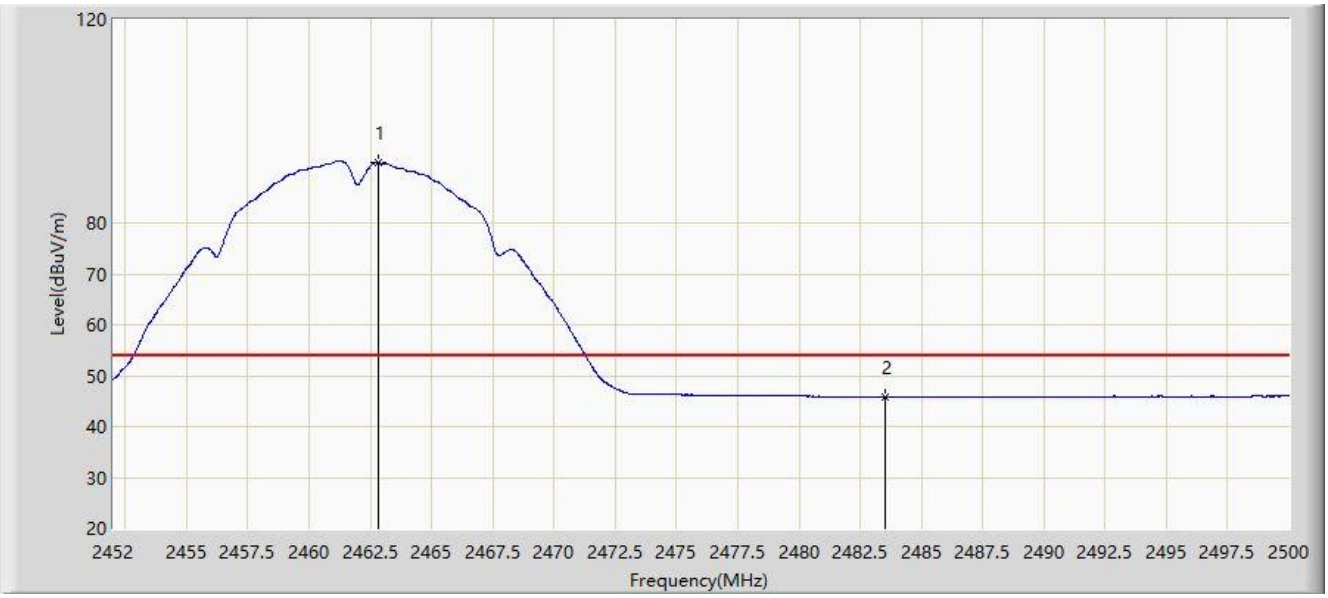

No	Flag	Mark	Frequency (MHz)	Measure Level (dBuV/m)	Reading Level (dBuV)	Margin (dB)	Limit (dBuV/m)	Factor (dB)	Type
1		*	2462.800	91.932	58.879	N/A	N/A	33.053	AV
2			2483.500	45.910	12.868	-8.090	54.000	33.042	AV

Note: Measure Level (dBµV/m) = Reading Level (dBµV) + Factor (dB)

Factor (dB) = Cable Loss (dB) + Antenna Factor (dB/m)

Site: AC1	Time: 2020/03/01 - 11:18
Limit: FCC_Part15.209_RSE (3m)	Engineer: Dillon Diao
Probe: BBHA9120D_1-18GHz	Polarity: Horizontal
EUT: OmniAccess Stellar	Power: By PoE
Test Mode: Transmit by 802.11g at Channel 2412MHz with OAW-AP1361D Scan Antenna	

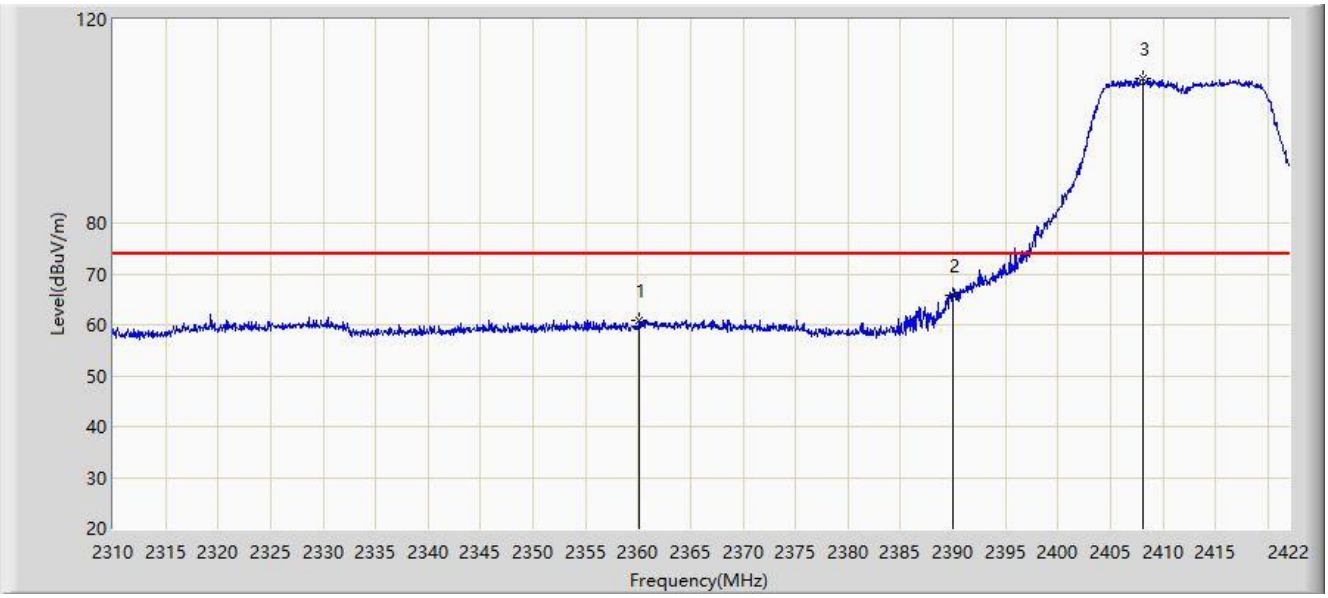

No	Flag	Mark	Frequency (MHz)	Measure Level (dBuV/m)	Reading Level (dBuV)	Margin (dB)	Limit (dBuV/m)	Factor (dB)	Type
1			2360.120	60.991	27.851	-13.009	74.000	33.140	PK
2			2390.000	65.817	32.737	-8.183	74.000	33.080	PK
3		*	2408.112	108.304	75.208	N/A	N/A	33.096	PK

Note: Measure Level (dBµV/m) = Reading Level (dBµV) + Factor (dB)

Factor (dB) = Cable Loss (dB) + Antenna Factor (dB/m)

Site: AC1	Time: 2020/03/01 - 11:19
Limit: FCC_Part15.209_RSE (3m)	Engineer: Dillon Diao
Probe: BBHA9120D_1-18GHz	Polarity: Horizontal
EUT: OmniAccess Stellar	Power: By PoE
Test Mode: Transmit by 802.11g at Channel 2412MHz with OAW-AP1361D Scan Antenna	

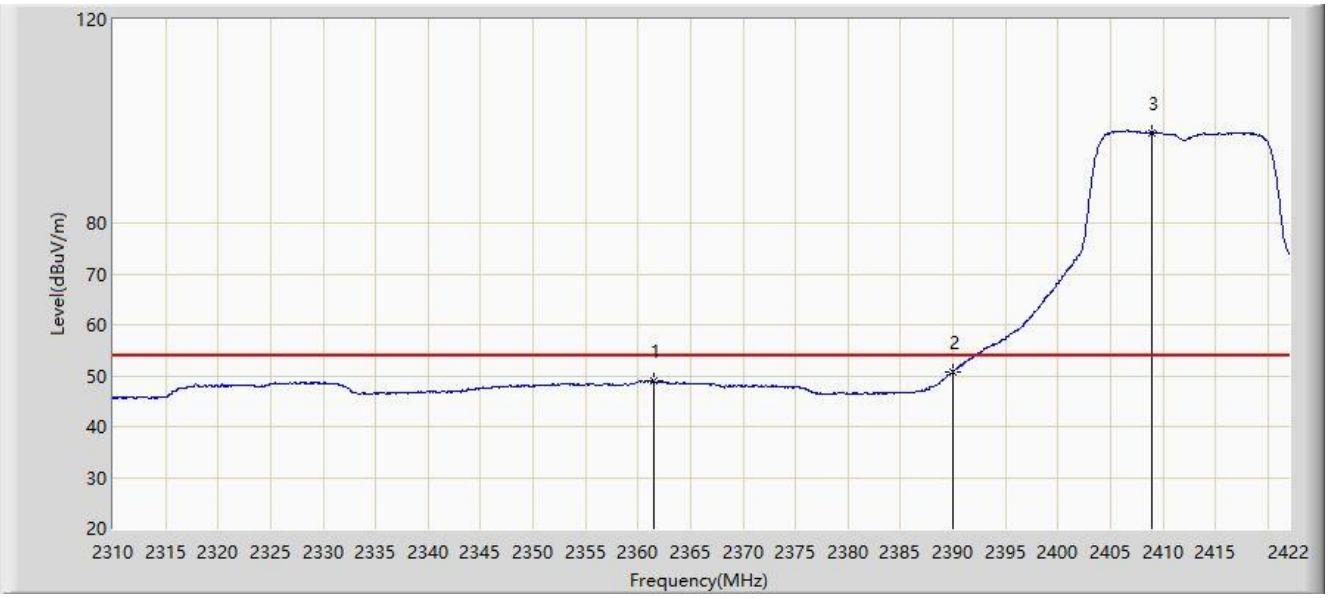

No	Flag	Mark	Frequency (MHz)	Measure Level (dBuV/m)	Reading Level (dBuV)	Margin (dB)	Limit (dBuV/m)	Factor (dB)	Type
1			2361.464	49.046	15.909	-4.954	54.000	33.137	AV
2			2390.000	50.785	17.705	-3.215	54.000	33.080	AV
3		*	2408.896	97.798	64.701	N/A	N/A	33.096	AV

Note: Measure Level (dBµV/m) = Reading Level (dBµV) + Factor (dB)

Factor (dB) = Cable Loss (dB) + Antenna Factor (dB/m)

Site: AC1	Time: 2020/03/01 - 11:22
Limit: FCC_Part15.209_RSE (3m)	Engineer: Dillon Diao
Probe: BBHA9120D_1-18GHz	Polarity: Vertical
EUT: OmniAccess Stellar	Power: By PoE
Test Mode: Transmit by 802.11g at Channel 2412MHz with OAW-AP1361D Scan Antenna	

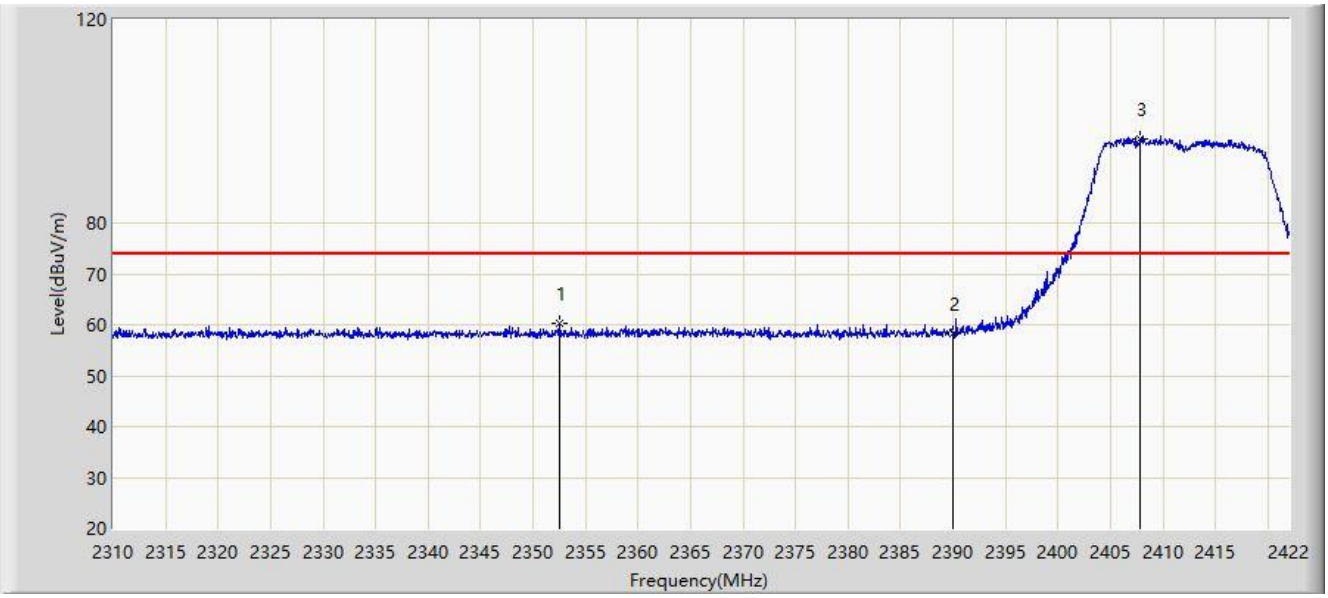

No	Flag	Mark	Frequency (MHz)	Measure Level (dBuV/m)	Reading Level (dBuV)	Margin (dB)	Limit (dBuV/m)	Factor (dB)	Type
1			2352.504	60.232	27.117	-13.768	74.000	33.115	PK
2			2390.000	58.242	25.162	-15.758	74.000	33.080	PK
3		*	2407.888	96.652	63.557	N/A	N/A	33.095	PK

Note: Measure Level (dBμV/m) = Reading Level (dBμV) + Factor (dB)

Factor (dB) = Cable Loss (dB) + Antenna Factor (dB/m)

Site: AC1	Time: 2020/03/01 - 11:24
Limit: FCC_Part15.209_RSE (3m)	Engineer: Dillon Diao
Probe: BBHA9120D_1-18GHz	Polarity: Vertical
EUT: OmniAccess Stellar	Power: By PoE
Test Mode: Transmit by 802.11g at Channel 2412MHz with OAW-AP1361D Scan Antenna	

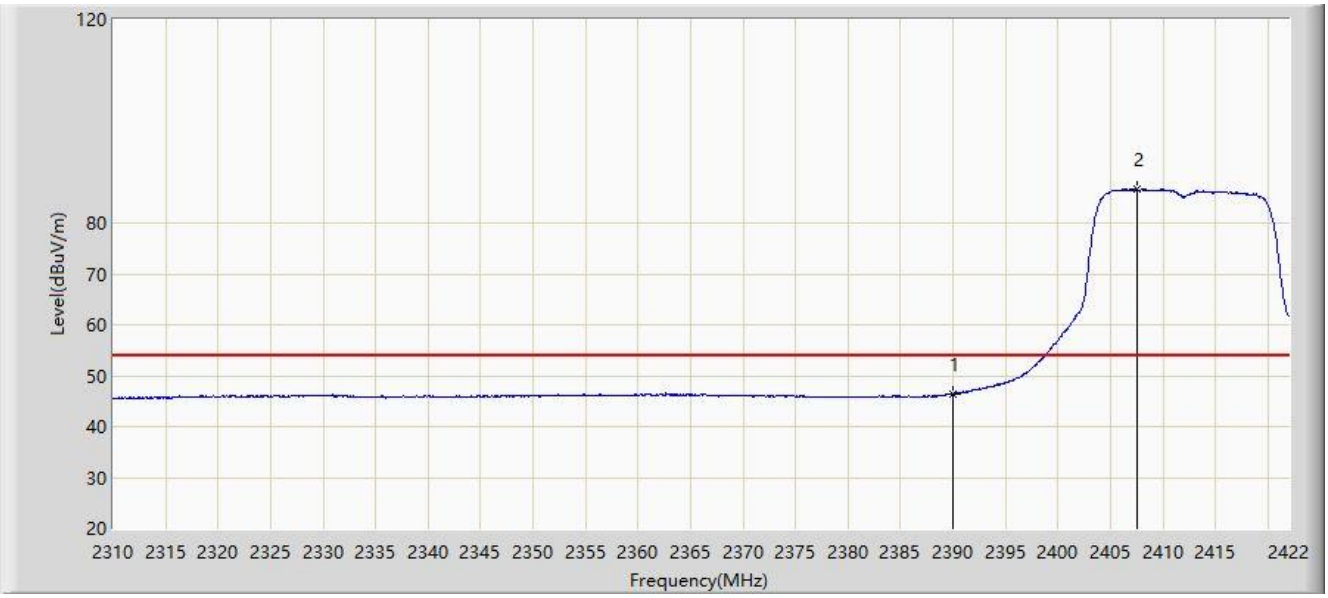

No	Flag	Mark	Frequency (MHz)	Measure Level (dBuV/m)	Reading Level (dBuV)	Margin (dB)	Limit (dBuV/m)	Factor (dB)	Type
1			2390.000	46.477	13.397	-7.523	54.000	33.080	AV
2		*	2407.496	86.722	53.627	N/A	N/A	33.095	AV

Note: Measure Level (dBµV/m) = Reading Level (dBµV) + Factor (dB)

Factor (dB) = Cable Loss (dB) + Antenna Factor (dB/m)

Site: AC1	Time: 2020/03/01 - 11:29
Limit: FCC_Part15.209_RSE (3m)	Engineer: Dillon Diao
Probe: BBHA9120D_1-18GHz	Polarity: Horizontal
EUT: OmniAccess Stellar	Power: By PoE
Test Mode: Transmit by 802.11g at Channel 2462MHz with OAW-AP1361D Scan Antenna	

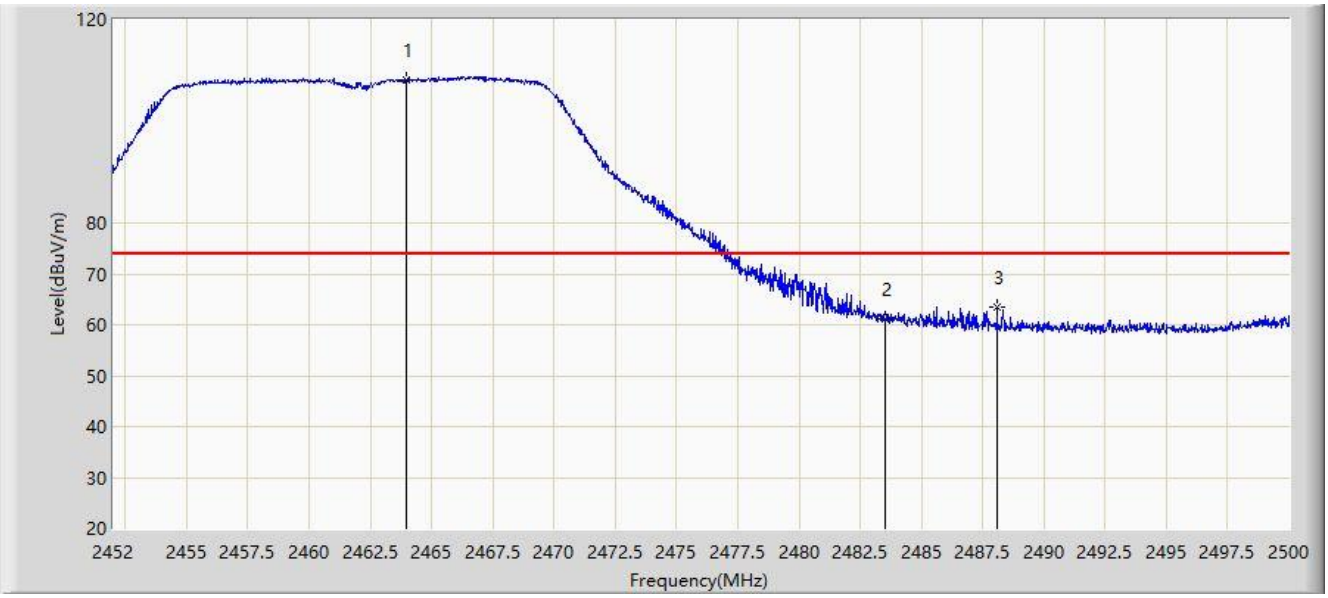

No	Flag	Mark	Frequency (MHz)	Measure Level (dBuV/m)	Reading Level (dBuV)	Margin (dB)	Limit (dBuV/m)	Factor (dB)	Type
1		*	2463.952	108.109	75.057	N/A	N/A	33.052	PK
2			2483.500	61.020	27.978	-12.980	74.000	33.042	PK
3			2488.096	63.395	30.355	-10.605	74.000	33.040	PK

Note: Measure Level (dBµV/m) = Reading Level (dBµV) + Factor (dB)

Factor (dB) = Cable Loss (dB) + Antenna Factor (dB/m)

Site: AC1	Time: 2020/03/01 - 11:31
Limit: FCC_Part15.209_RSE (3m)	Engineer: Dillon Diao
Probe: BBHA9120D_1-18GHz	Polarity: Horizontal
EUT: OmniAccess Stellar	Power: By PoE
Test Mode: Transmit by 802.11g at Channel 2462MHz with OAW-AP1361D Scan Antenna	

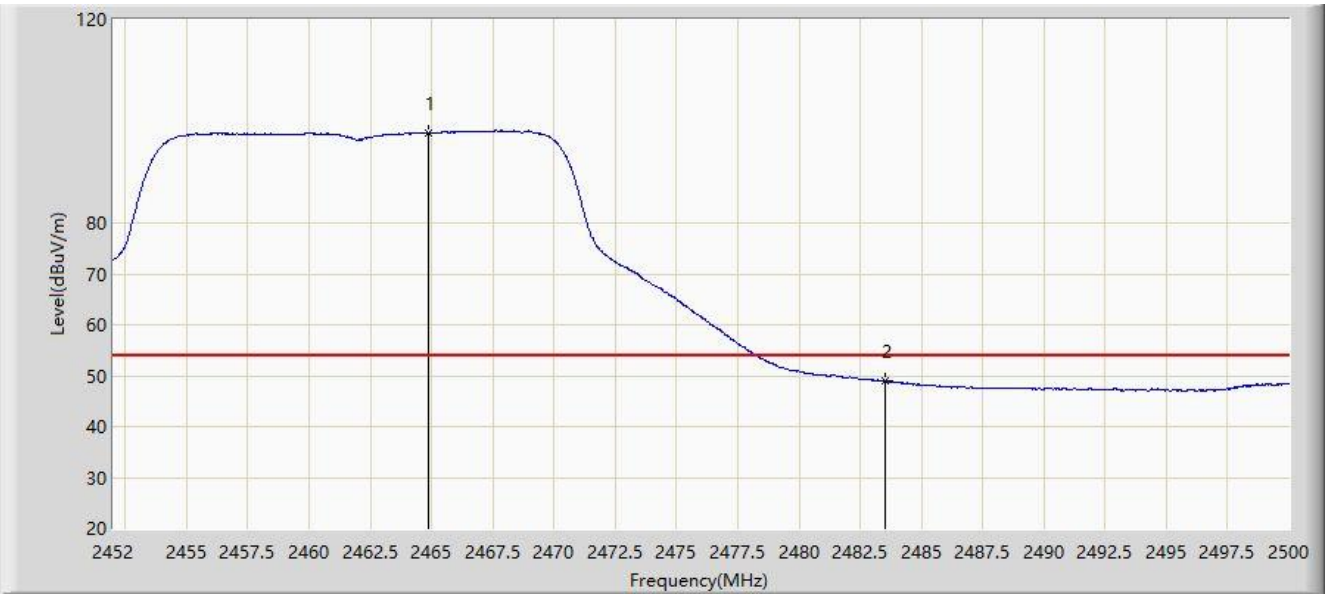

No	Flag	Mark	Frequency (MHz)	Measure Level (dBuV/m)	Reading Level (dBuV)	Margin (dB)	Limit (dBuV/m)	Factor (dB)	Type
1		*	2464.864	97.814	64.762	N/A	N/A	33.052	AV
2			2483.500	48.938	15.896	-5.062	54.000	33.042	AV

Note: Measure Level (dBµV/m) = Reading Level (dBµV) + Factor (dB)

Factor (dB) = Cable Loss (dB) + Antenna Factor (dB/m)

Site: AC1	Time: 2020/03/01 - 11:32
Limit: FCC_Part15.209_RSE (3m)	Engineer: Dillon Diao
Probe: BBHA9120D_1-18GHz	Polarity: Vertical
EUT: OmniAccess Stellar	Power: By PoE
Test Mode: Transmit by 802.11g at Channel 2462MHz with OAW-AP1361D Scan Antenna	

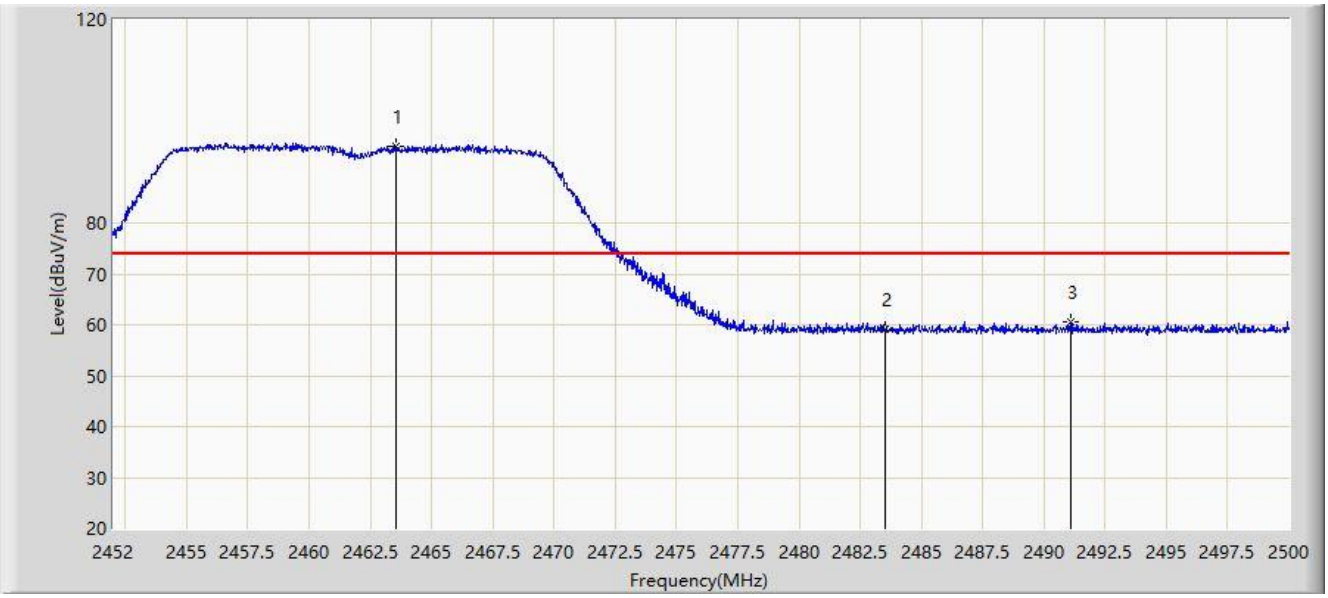

No	Flag	Mark	Frequency (MHz)	Measure Level (dBuV/m)	Reading Level (dBuV)	Margin (dB)	Limit (dBuV/m)	Factor (dB)	Type
1		*	2463.544	95.074	62.021	N/A	N/A	33.052	PK
2			2483.500	59.219	26.177	-14.781	74.000	33.042	PK
3			2491.072	60.579	27.540	-13.421	74.000	33.039	PK

Note: Measure Level (dBµV/m) = Reading Level (dBµV) + Factor (dB)

Factor (dB) = Cable Loss (dB) + Antenna Factor (dB/m)

Site: AC1	Time: 2020/03/01 - 11:36
Limit: FCC_Part15.209_RSE (3m)	Engineer: Dillon Diao
Probe: BBHA9120D_1-18GHz	Polarity: Vertical
EUT: OmniAccess Stellar	Power: By PoE
Test Mode: Transmit by 802.11g at Channel 2462MHz with OAW-AP1361D Scan Antenna	

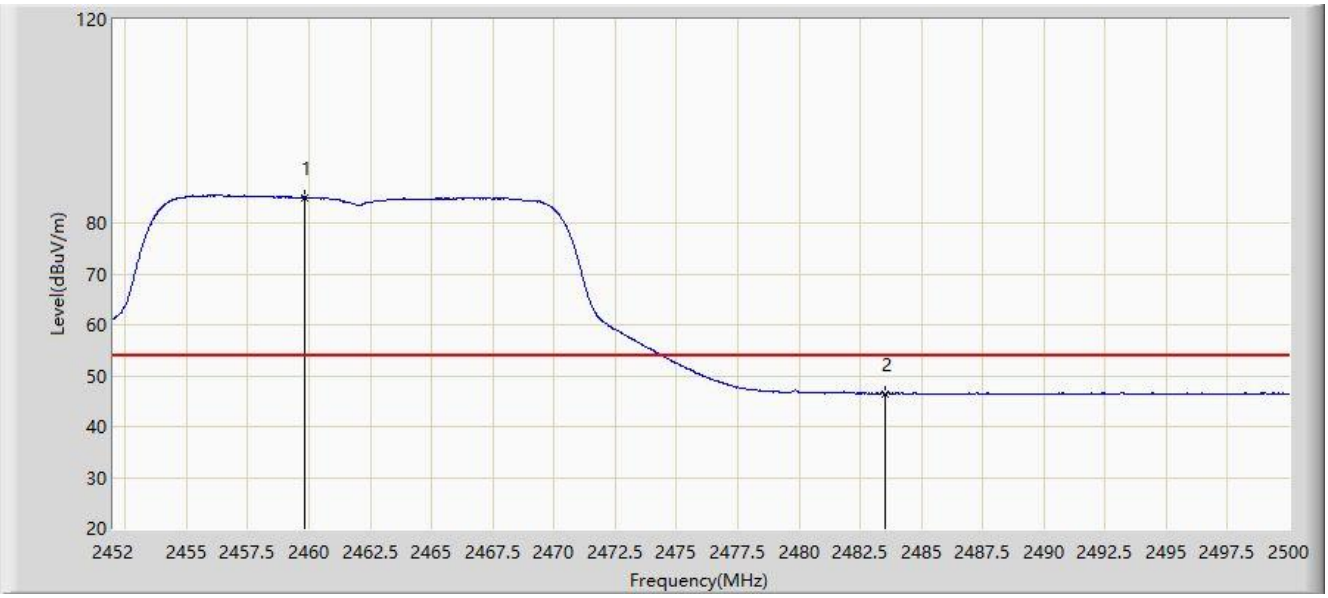

No	Flag	Mark	Frequency (MHz)	Measure Level (dBuV/m)	Reading Level (dBuV)	Margin (dB)	Limit (dBuV/m)	Factor (dB)	Type
1		*	2459.848	85.072	52.018	N/A	N/A	33.054	AV
2			2483.500	46.447	13.405	-7.553	54.000	33.042	AV

Note: Measure Level (dBµV/m) = Reading Level (dBµV) + Factor (dB)

Factor (dB) = Cable Loss (dB) + Antenna Factor (dB/m)

Site: AC2	Time: 2019/11/23 - 12:28
Limit: FCC_Part15.209_RSE (3m)	Engineer: Kyrie Xie
Probe: BBHA9120D_1-18GHz	Polarity: Horizontal
EUT: OmniAccess Stellar	Power: By PoE
Test Mode: Transmit by 802.11b at Channel 2412MHz (CDD Mode) with OAW-AP1362	

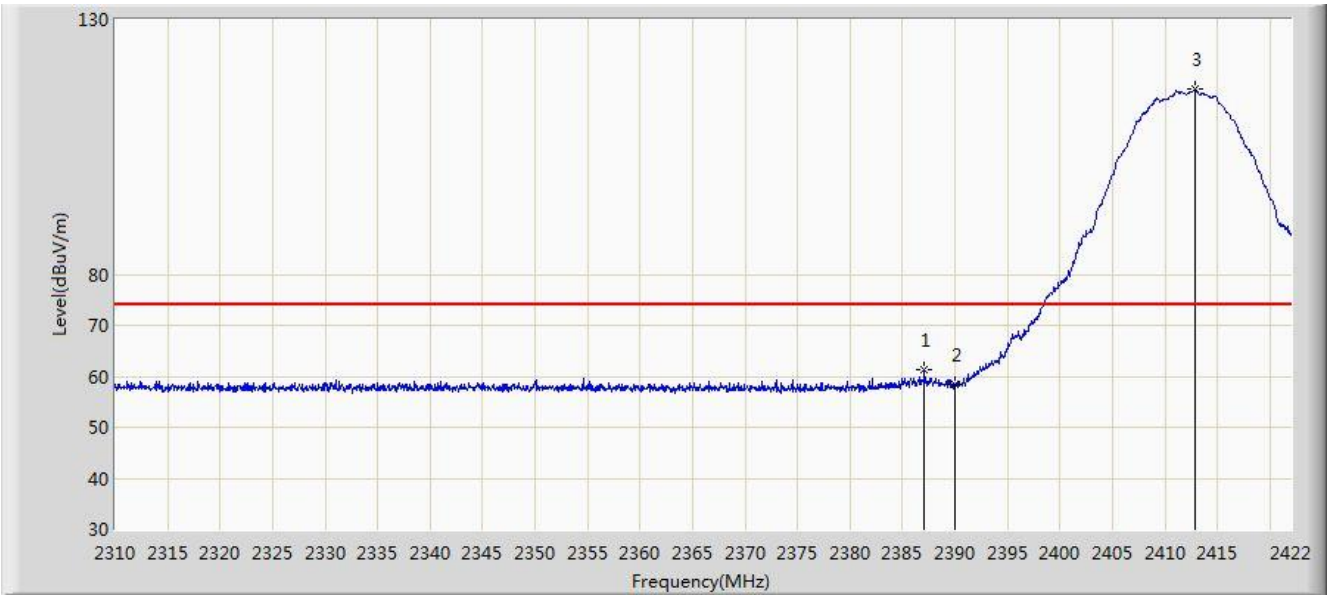

No	Flag	Mark	Frequency (MHz)	Measure Level (dBuV/m)	Reading Level (dBuV)	Margin (dB)	Limit (dBuV/m)	Factor (dB)	Type
1			2387.112	61.184	28.702	-12.816	74.000	32.482	PK
2			2390.000	58.334	25.849	-15.666	74.000	32.485	PK
3		*	2412.872	116.300	83.775	N/A	N/A	32.525	PK

Note: Measure Level (dBμV/m) = Reading Level (dBμV) + Factor (dB)

Factor (dB) = Cable Loss (dB) + Antenna Factor (dB/m)

Site: AC2	Time: 2019/11/23 - 12:35
Limit: FCC_Part15.209_RSE (3m)	Engineer: Kyrie Xie
Probe: BBHA9120D_1-18GHz	Polarity: Horizontal
EUT: OmniAccess Stellar	Power: By PoE
Test Mode: Transmit by 802.11b at Channel 2412MHz (CDD Mode) with OAW-AP1362	

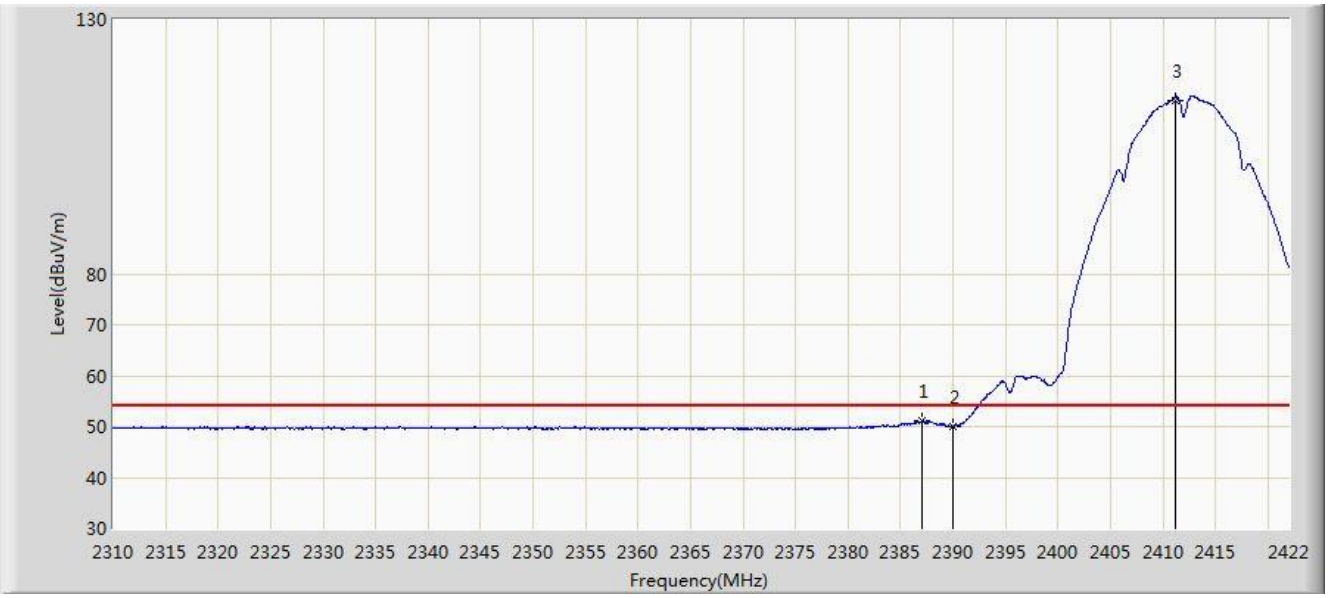

No	Flag	Mark	Frequency (MHz)	Measure Level (dBuV/m)	Reading Level (dBuV)	Margin (dB)	Limit (dBuV/m)	Factor (dB)	Type
1			2387.112	51.137	18.655	-2.863	54.000	32.482	AV
2			2390.000	50.028	17.543	-3.972	54.000	32.485	AV
3	X	*	2411.248	114.015	81.476	N/A	N/A	32.539	AV

Note: Measure Level (dBµV/m) = Reading Level (dBµV) + Factor (dB)

Factor (dB) = Cable Loss (dB) + Antenna Factor (dB/m)

Site: AC2	Time: 2019/11/23 - 12:41
Limit: FCC_Part15.209_RSE (3m)	Engineer: Kyrie Xie
Probe: BBHA9120D_1-18GHz	Polarity: Vertical
EUT: OmniAccess Stellar	Power: By PoE
Test Mode: Transmit by 802.11b at Channel 2412MHz (CDD Mode) with OAW-AP1362	

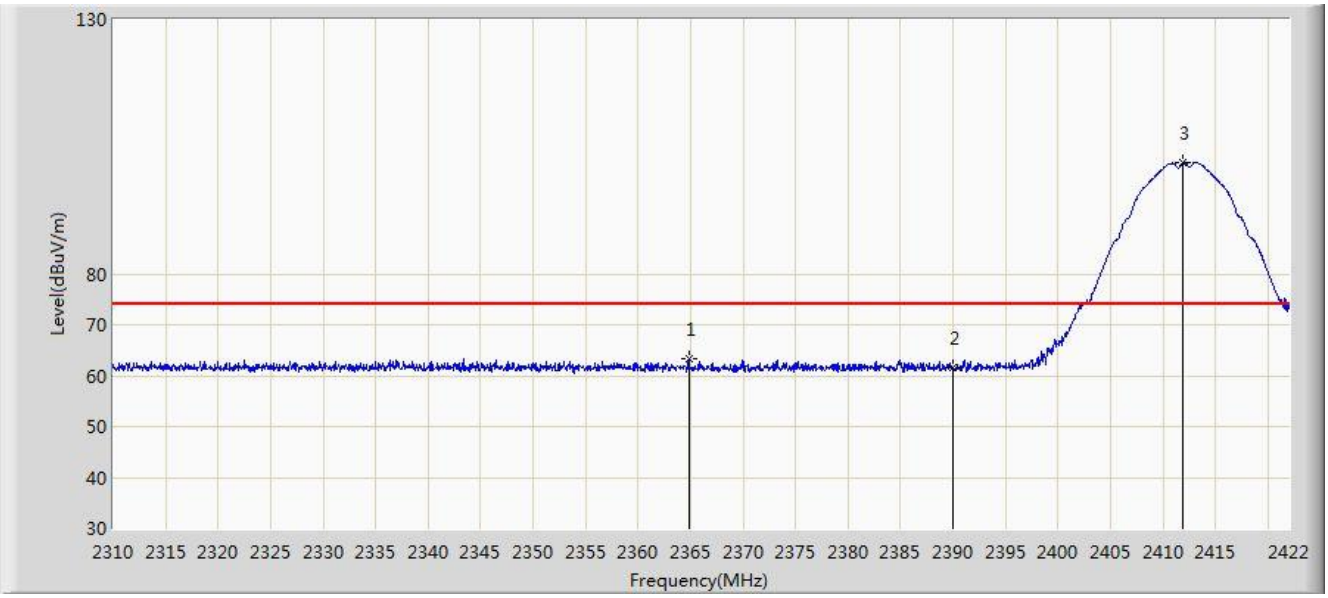

No	Flag	Mark	Frequency (MHz)	Measure Level (dBuV/m)	Reading Level (dBuV)	Margin (dB)	Limit (dBuV/m)	Factor (dB)	Type
1			2364.880	63.337	30.787	-10.663	74.000	32.550	PK
2			2390.000	61.614	29.129	-12.386	74.000	32.485	PK
3		*	2411.920	101.905	69.372	N/A	N/A	32.533	PK

Note: Measure Level (dBµV/m) = Reading Level (dBµV) + Factor (dB)

Factor (dB) = Cable Loss (dB) + Antenna Factor (dB/m)

Site: AC2	Time: 2019/11/23 - 12:44
Limit: FCC_Part15.209_RSE (3m)	Engineer: Kyrie Xie
Probe: BBHA9120D_1-18GHz	Polarity: Vertical
EUT: OmniAccess Stellar	Power: By PoE
Test Mode: Transmit by 802.11b at Channel 2412MHz (CDD Mode) with OAW-AP1362	

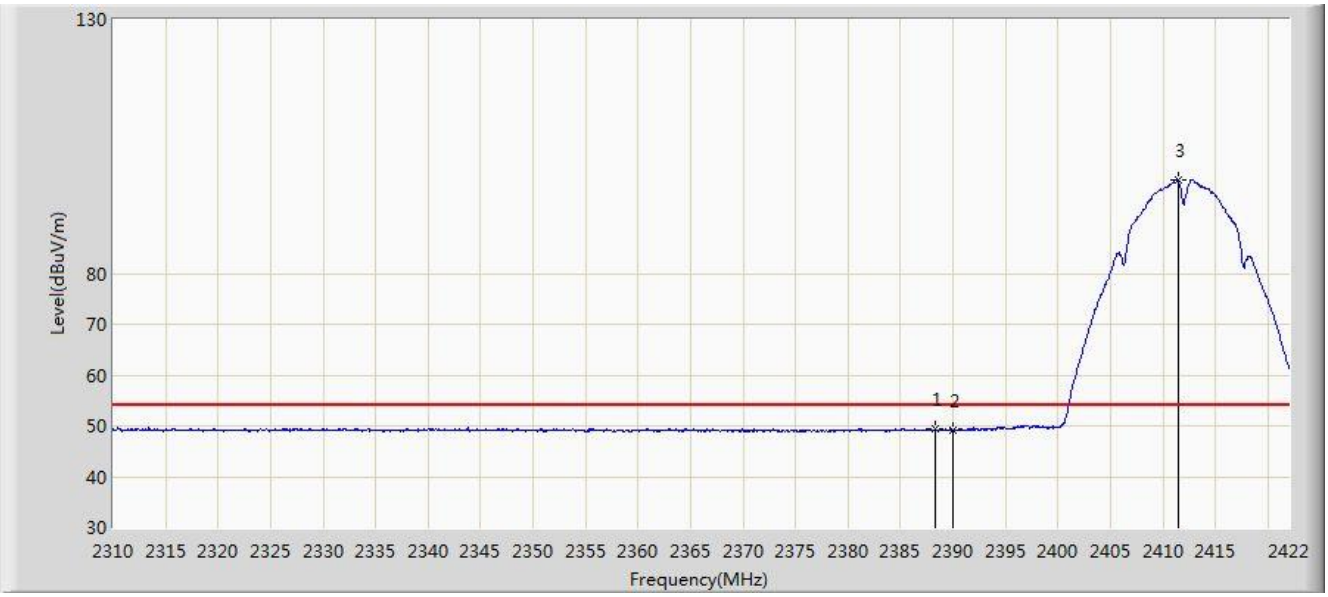

No	Flag	Mark	Frequency (MHz)	Measure Level (dBuV/m)	Reading Level (dBuV)	Margin (dB)	Limit (dBuV/m)	Factor (dB)	Type
1			2388.344	49.418	16.935	-4.582	54.000	32.483	AV
2			2390.000	49.140	16.655	-4.860	54.000	32.485	AV
3		*	2411.416	98.321	65.784	N/A	N/A	32.538	AV

Note: Measure Level (dBµV/m) = Reading Level (dBµV) + Factor (dB)

Factor (dB) = Cable Loss (dB) + Antenna Factor (dB/m)

Site: AC2	Time: 2019/11/23 - 12:45
Limit: FCC_Part15.209_RSE (3m)	Engineer: Kyrie Xie
Probe: BBHA9120D_1-18GHz	Polarity: Horizontal
EUT: OmniAccess Stellar	Power: By PoE
Test Mode: Transmit by 802.11b at Channel 2462MHz (CDD Mode) with OAW-AP1362	

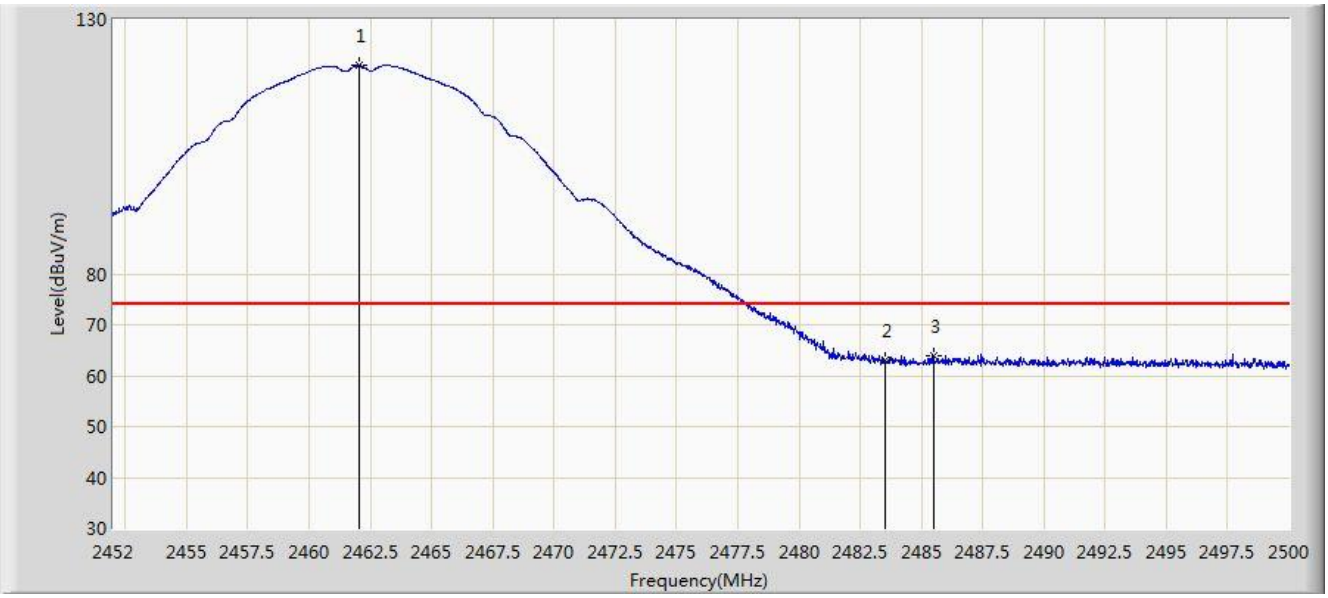

No	Flag	Mark	Frequency (MHz)	Measure Level (dBuV/m)	Reading Level (dBuV)	Margin (dB)	Limit (dBuV/m)	Factor (dB)	Type
1		*	2462.056	120.891	88.573	N/A	N/A	32.318	PK
2			2483.500	62.948	30.573	-11.052	74.000	32.375	PK
3			2485.480	64.009	31.639	-9.991	74.000	32.370	PK

Note: Measure Level (dBµV/m) = Reading Level (dBµV) + Factor (dB)

Factor (dB) = Cable Loss (dB) + Antenna Factor (dB/m)

Site: AC2	Time: 2019/11/23 - 12:53
Limit: FCC_Part15.209_RSE (3m)	Engineer: Kyrie Xie
Probe: BBHA9120D_1-18GHz	Polarity: Horizontal
EUT: OmniAccess Stellar	Power: By PoE
Test Mode: Transmit by 802.11b at Channel 2462MHz (CDD Mode) with OAW-AP1362	

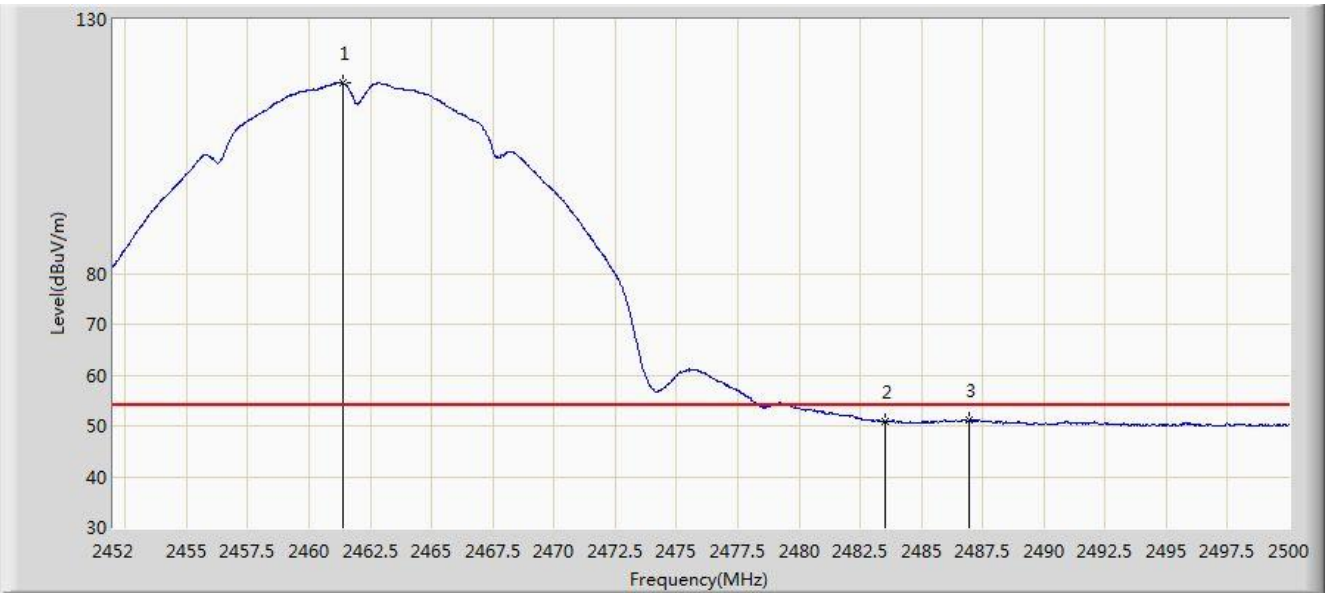

No	Flag	Mark	Frequency (MHz)	Measure Level (dBuV/m)	Reading Level (dBuV)	Margin (dB)	Limit (dBuV/m)	Factor (dB)	Type
1	X	*	2461.384	117.448	85.130	N/A	N/A	32.318	AV
2			2483.500	50.803	18.428	-3.197	54.000	32.375	AV
3			2486.920	51.053	18.686	-2.947	54.000	32.367	AV

Note: Measure Level (dBμV/m) = Reading Level (dBμV) + Factor (dB)

Factor (dB) = Cable Loss (dB) + Antenna Factor (dB/m)

Site: AC2	Time: 2019/11/23 - 12:54
Limit: FCC_Part15.209_RSE (3m)	Engineer: Kyrie Xie
Probe: BBHA9120D_1-18GHz	Polarity: Vertical
EUT: OmniAccess Stellar	Power: By PoE
Test Mode: Transmit by 802.11b at Channel 2462MHz (CDD Mode) with OAW-AP1362	

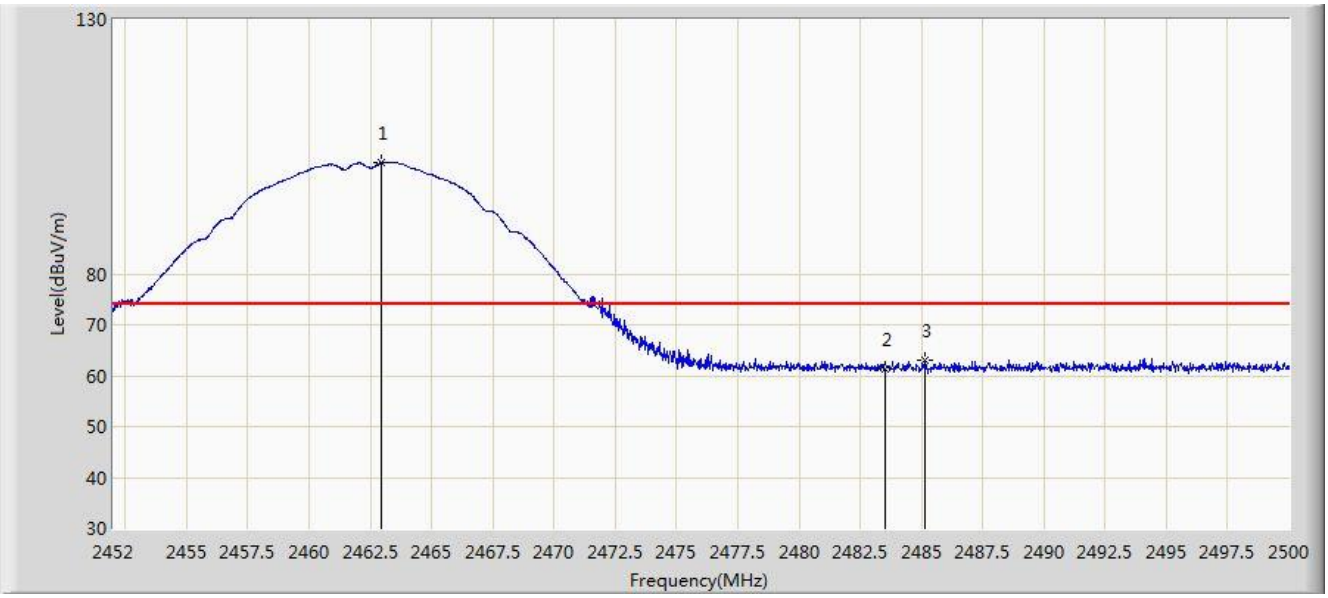

No	Flag	Mark	Frequency (MHz)	Measure Level (dBuV/m)	Reading Level (dBuV)	Margin (dB)	Limit (dBuV/m)	Factor (dB)	Type
1		*	2462.968	101.913	69.591	N/A	N/A	32.322	PK
2			2483.500	61.384	29.009	-12.616	74.000	32.375	PK
3			2485.120	62.906	30.535	-11.094	74.000	32.371	PK

Note: Measure Level (dBµV/m) = Reading Level (dBµV) + Factor (dB)

Factor (dB) = Cable Loss (dB) + Antenna Factor (dB/m)

Site: AC2	Time: 2019/11/23 - 12:56
Limit: FCC_Part15.209_RSE (3m)	Engineer: Kyrie Xie
Probe: BBHA9120D_1-18GHz	Polarity: Vertical
EUT: OmniAccess Stellar	Power: By PoE
Test Mode: Transmit by 802.11b at Channel 2462MHz (CDD Mode) with OAW-AP1362	

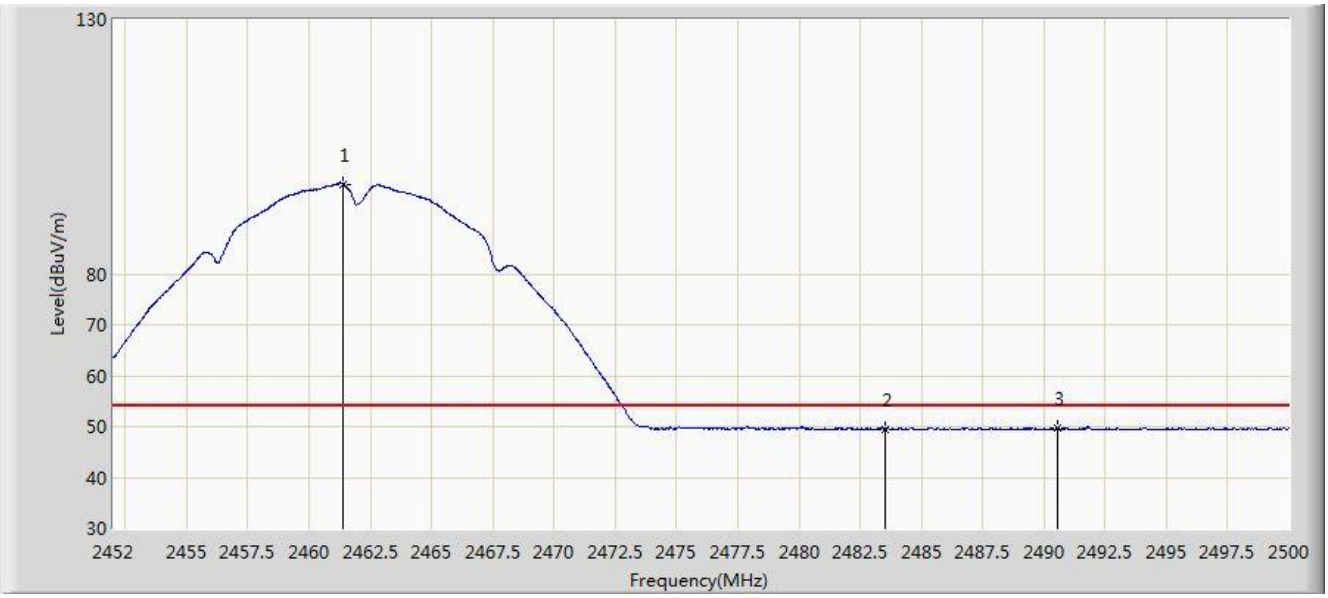

No	Flag	Mark	Frequency (MHz)	Measure Level (dBuV/m)	Reading Level (dBuV)	Margin (dB)	Limit (dBuV/m)	Factor (dB)	Type
1		*	2461.384	97.654	65.336	N/A	N/A	32.318	AV
2			2483.500	49.470	17.095	-4.530	54.000	32.375	AV
3			2490.568	49.790	17.432	-4.210	54.000	32.358	AV

Note: Measure Level (dBµV/m) = Reading Level (dBµV) + Factor (dB)

Factor (dB) = Cable Loss (dB) + Antenna Factor (dB/m)

Site: AC2	Time: 2019/11/23 - 13:07
Limit: FCC_Part15.209_RSE (3m)	Engineer: Kyrie Xie
Probe: BBHA9120D_1-18GHz	Polarity: Horizontal
EUT: OmniAccess Stellar	Power: By PoE
Test Mode: Transmit by 802.11g at Channel 2412MHz (CDD Mode) with OAW-AP1362	

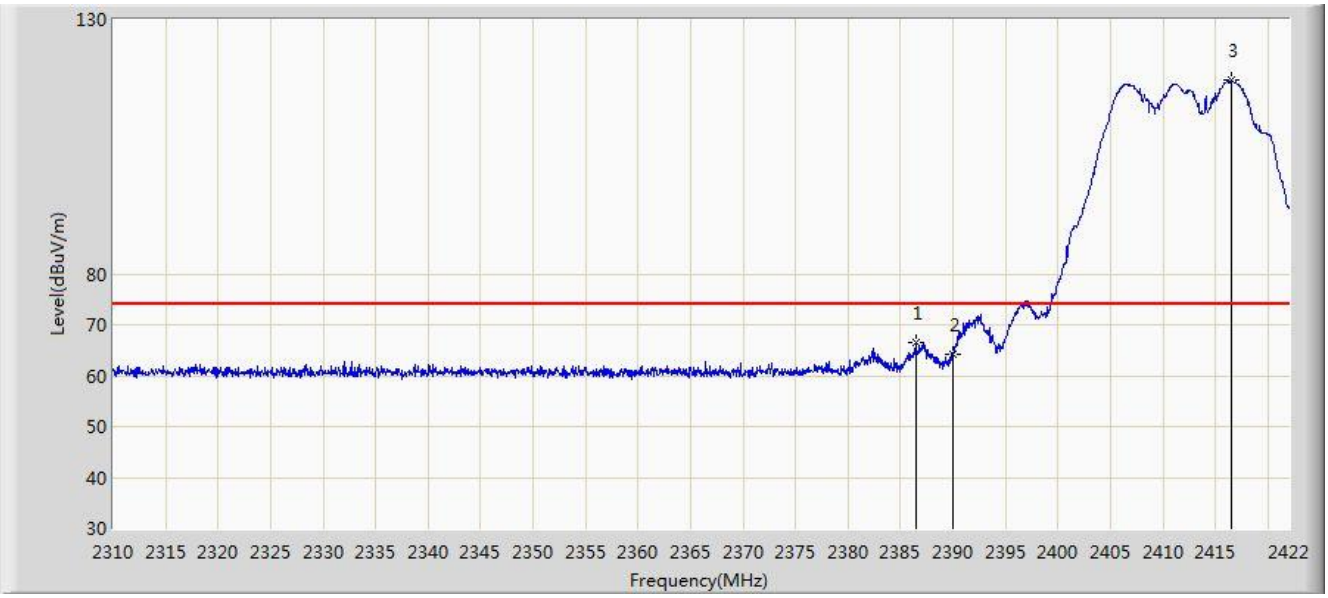

No	Flag	Mark	Frequency (MHz)	Measure Level (dBuV/m)	Reading Level (dBuV)	Margin (dB)	Limit (dBuV/m)	Factor (dB)	Type
1			2386.496	66.474	33.993	-7.526	74.000	32.482	PK
2			2390.000	64.070	31.585	-9.930	74.000	32.485	PK
3		*	2416.568	118.048	85.555	N/A	N/A	32.493	PK

Note: Measure Level (dBµV/m) = Reading Level (dBµV) + Factor (dB)

Factor (dB) = Cable Loss (dB) + Antenna Factor (dB/m)

Site: AC2	Time: 2019/11/23 - 13:07
Limit: FCC_Part15.209_RSE (3m)	Engineer: Kyrie Xie
Probe: BBHA9120D_1-18GHz	Polarity: Horizontal
EUT: OmniAccess Stellar	Power: By PoE
Test Mode: Transmit by 802.11g at Channel 2412MHz (CDD Mode) with OAW-AP1362	

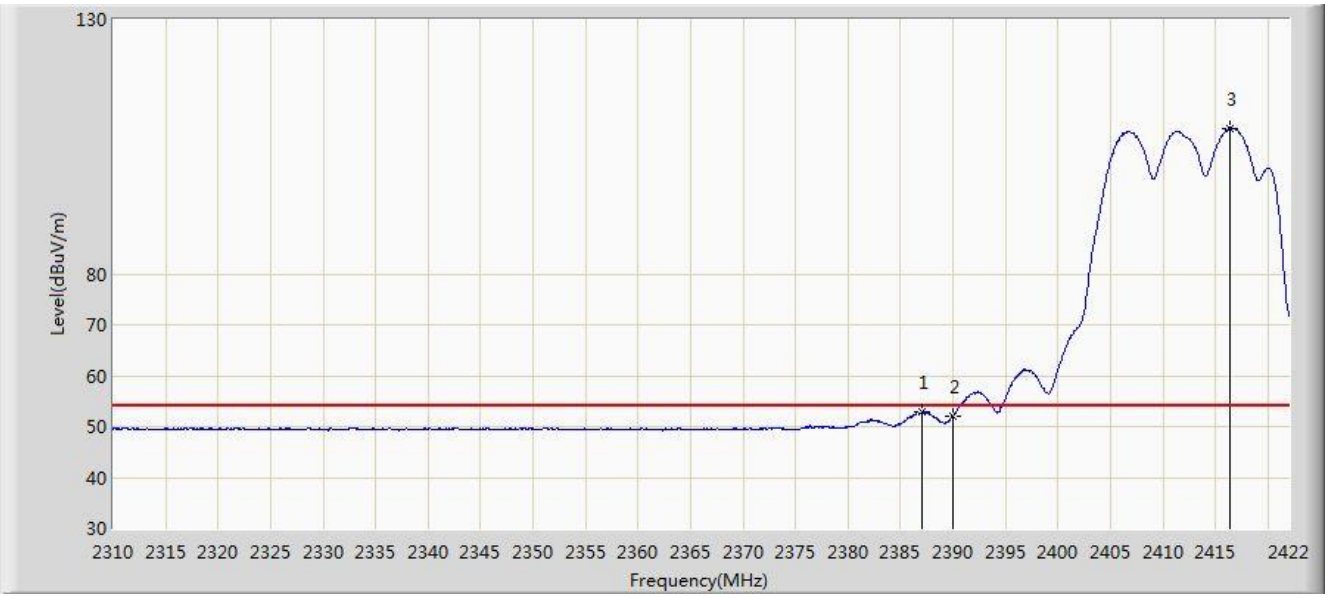

No	Flag	Mark	Frequency (MHz)	Measure Level (dBuV/m)	Reading Level (dBuV)	Margin (dB)	Limit (dBuV/m)	Factor (dB)	Type
1			2387.112	52.888	20.406	-1.112	54.000	32.482	AV
2			2390.000	52.060	19.575	-1.940	54.000	32.485	AV
3	X	*	2416.344	108.689	76.194	N/A	N/A	32.495	AV

Note: Measure Level (dBµV/m) = Reading Level (dBµV) + Factor (dB)

Factor (dB) = Cable Loss (dB) + Antenna Factor (dB/m)

Site: AC2	Time: 2019/11/23 - 13:09
Limit: FCC_Part15.209_RSE (3m)	Engineer: Kyrie Xie
Probe: BBHA9120D_1-18GHz	Polarity: Vertical
EUT: OmniAccess Stellar	Power: By PoE
Test Mode: Transmit by 802.11g at Channel 2412MHz (CDD Mode) with OAW-AP1362	

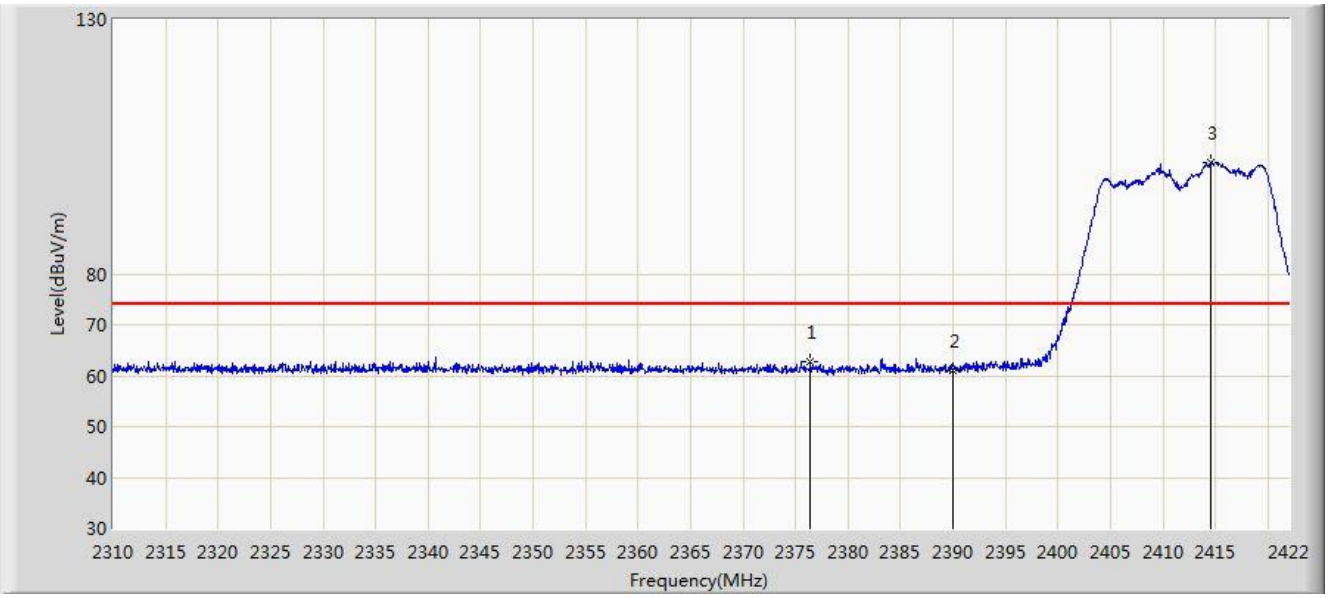

No	Flag	Mark	Frequency (MHz)	Measure Level (dBuV/m)	Reading Level (dBuV)	Margin (dB)	Limit (dBuV/m)	Factor (dB)	Type
1			2376.416	62.795	30.319	-11.205	74.000	32.476	PK
2			2390.000	61.109	28.624	-12.891	74.000	32.485	PK
3		*	2414.552	101.950	69.440	N/A	N/A	32.510	PK

Note: Measure Level (dBµV/m) = Reading Level (dBµV) + Factor (dB)

Factor (dB) = Cable Loss (dB) + Antenna Factor (dB/m)

Site: AC2	Time: 2019/11/23 - 13:10
Limit: FCC_Part15.209_RSE (3m)	Engineer: Kyrie Xie
Probe: BBHA9120D_1-18GHz	Polarity: Vertical
EUT: OmniAccess Stellar	Power: By PoE
Test Mode: Transmit by 802.11g at Channel 2412MHz (CDD Mode) with OAW-AP1362	

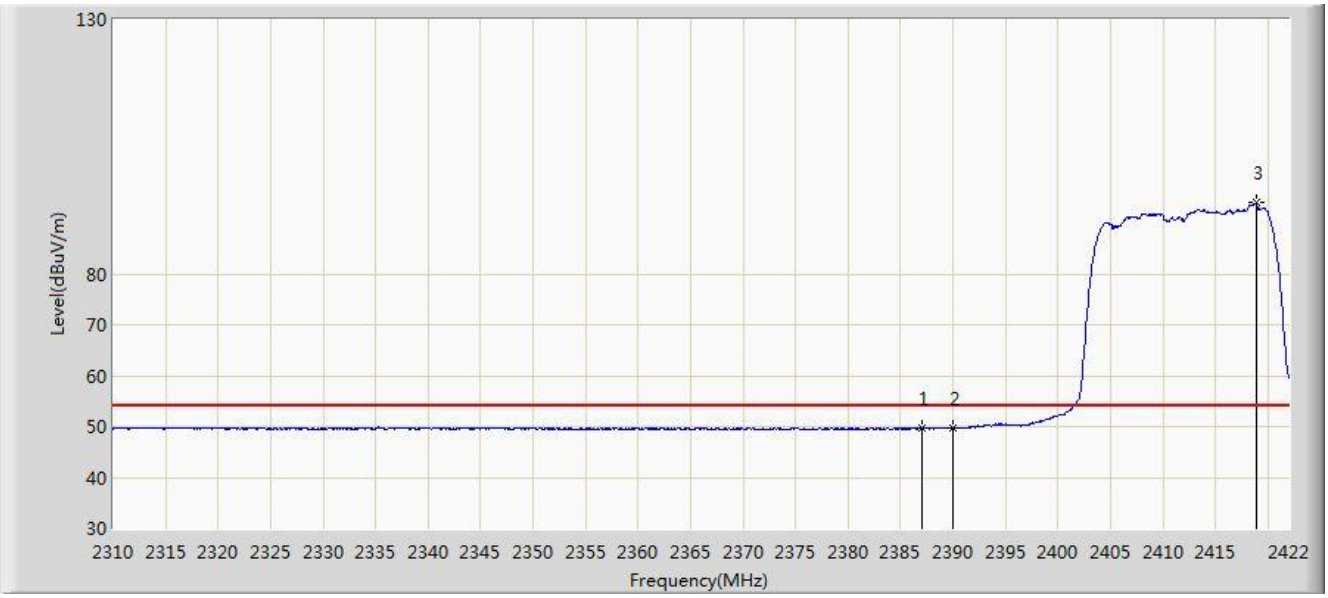

No	Flag	Mark	Frequency (MHz)	Measure Level (dBuV/m)	Reading Level (dBuV)	Margin (dB)	Limit (dBuV/m)	Factor (dB)	Type
1			2387.056	49.736	17.254	-4.264	54.000	32.482	AV
2			2390.000	49.712	17.227	-4.288	54.000	32.485	AV
3		*	2418.864	93.990	61.517	N/A	N/A	32.474	AV

Note: Measure Level (dBµV/m) = Reading Level (dBµV) + Factor (dB)

Factor (dB) = Cable Loss (dB) + Antenna Factor (dB/m)

Site: AC2	Time: 2019/11/23 - 13:17
Limit: FCC_Part15.209_RSE (3m)	Engineer: Kyrie Xie
Probe: BBHA9120D_1-18GHz	Polarity: Horizontal
EUT: OmniAccess Stellar	Power: By PoE
Test Mode: Transmit by 802.11g at Channel 2462MHz (CDD Mode) with OAW-AP1362	

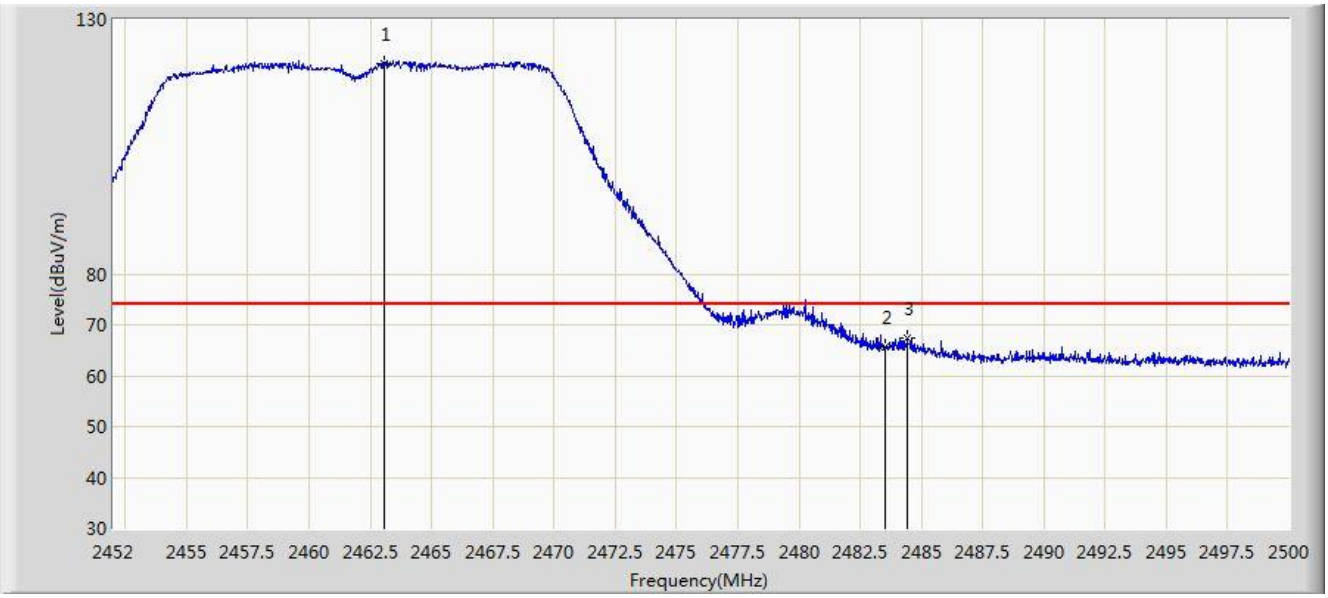

No	Flag	Mark	Frequency (MHz)	Measure Level (dBuV/m)	Reading Level (dBuV)	Margin (dB)	Limit (dBuV/m)	Factor (dB)	Type
1		*	2463.088	121.299	88.977	N/A	N/A	32.322	PK
2			2483.500	65.508	33.133	-8.492	74.000	32.375	PK
3			2484.424	67.465	35.092	-6.535	74.000	32.373	PK

Note: Measure Level (dBµV/m) = Reading Level (dBµV) + Factor (dB)

Factor (dB) = Cable Loss (dB) + Antenna Factor (dB/m)

Site: AC2	Time: 2019/11/23 - 13:16
Limit: FCC_Part15.209_RSE (3m)	Engineer: Kyrie Xie
Probe: BBHA9120D_1-18GHz	Polarity: Horizontal
EUT: OmniAccess Stellar	Power: By PoE
Test Mode: Transmit by 802.11g at Channel 2462MHz (CDD Mode) with OAW-AP1362	

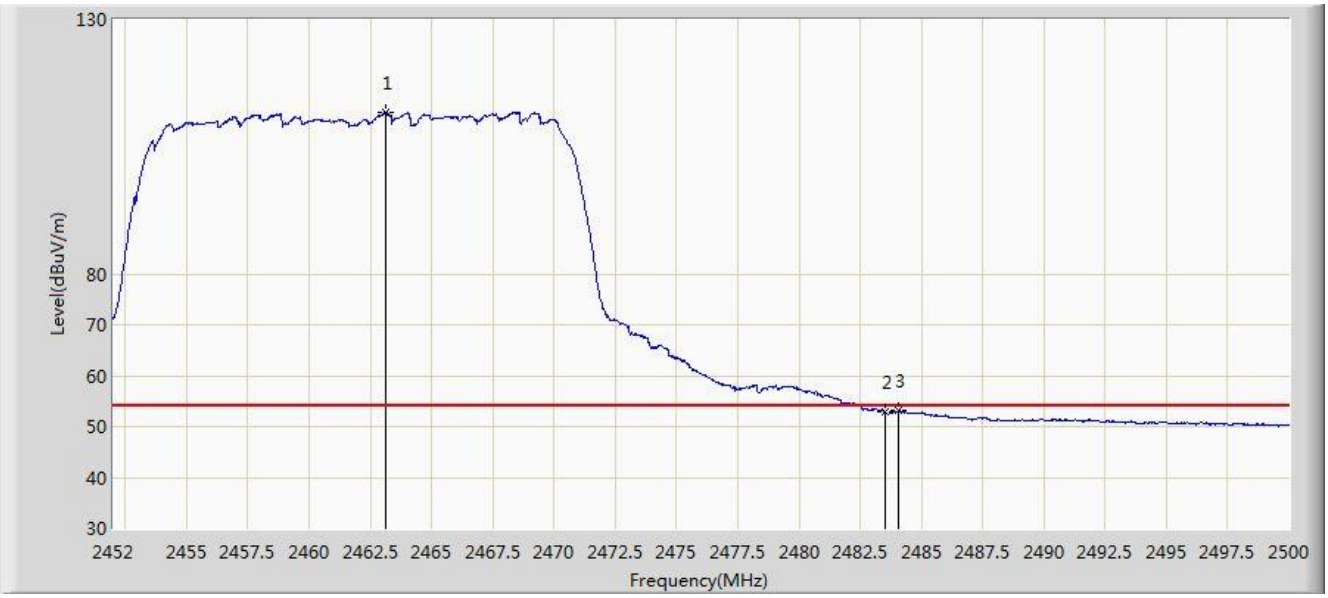

No	Flag	Mark	Frequency (MHz)	Measure Level (dBuV/m)	Reading Level (dBuV)	Margin (dB)	Limit (dBuV/m)	Factor (dB)	Type
1	X	*	2463.136	111.677	79.355	N/A	N/A	32.322	AV
2			2483.500	52.875	20.500	-1.125	54.000	32.375	AV
3			2484.064	53.082	20.709	-0.918	54.000	32.373	AV

Note: Measure Level (dBµV/m) = Reading Level (dBµV) + Factor (dB)

Factor (dB) = Cable Loss (dB) + Antenna Factor (dB/m)

Site: AC2	Time: 2019/11/23 - 13:18
Limit: FCC_Part15.209_RSE (3m)	Engineer: Kyrie Xie
Probe: BBHA9120D_1-18GHz	Polarity: Vertical
EUT: OmniAccess Stellar	Power: By PoE
Test Mode: Transmit by 802.11g at Channel 2462MHz (CDD Mode) with OAW-AP1362	

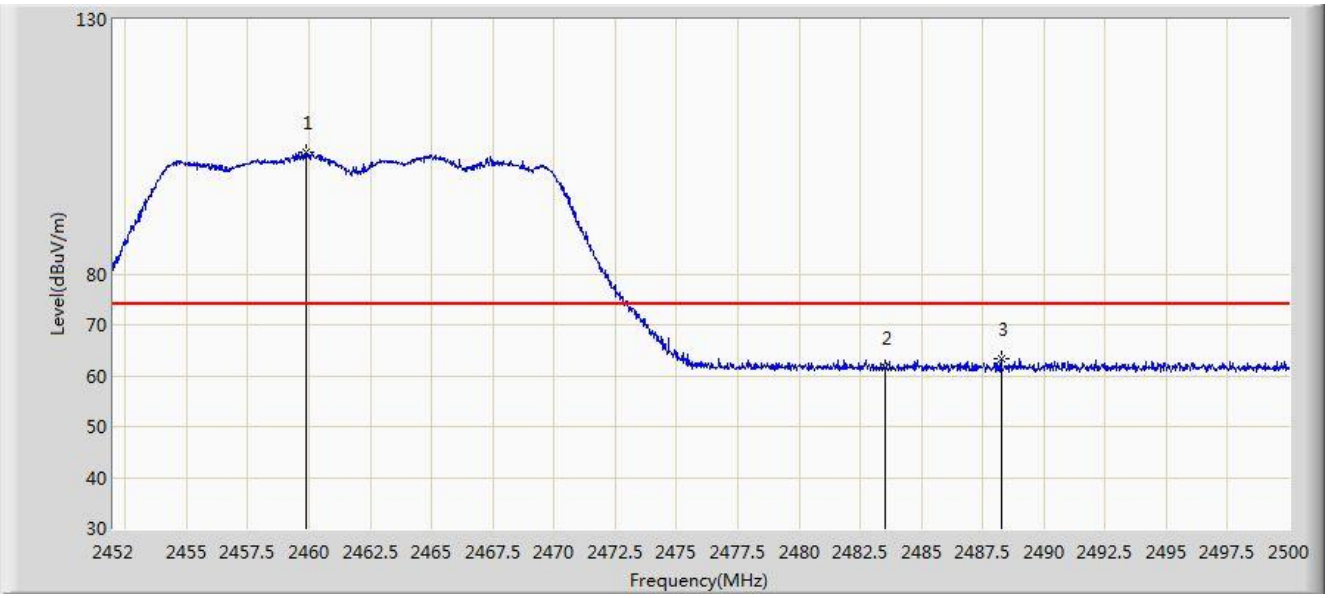

No	Flag	Mark	Frequency (MHz)	Measure Level (dBuV/m)	Reading Level (dBuV)	Margin (dB)	Limit (dBuV/m)	Factor (dB)	Type
1		*	2459.896	103.828	71.509	N/A	N/A	32.319	PK
2			2483.500	61.664	29.289	-12.336	74.000	32.375	PK
3			2488.264	63.323	30.959	-10.677	74.000	32.364	PK

Note: Measure Level (dBµV/m) = Reading Level (dBµV) + Factor (dB)

Factor (dB) = Cable Loss (dB) + Antenna Factor (dB/m)

Site: AC2	Time: 2019/11/23 - 13:20
Limit: FCC_Part15.209_RSE (3m)	Engineer: Kyrie Xie
Probe: BBHA9120D_1-18GHz	Polarity: Vertical
EUT: OmniAccess Stellar	Power: By PoE
Test Mode: Transmit by 802.11g at Channel 2462MHz (CDD Mode) with OAW-AP1362	

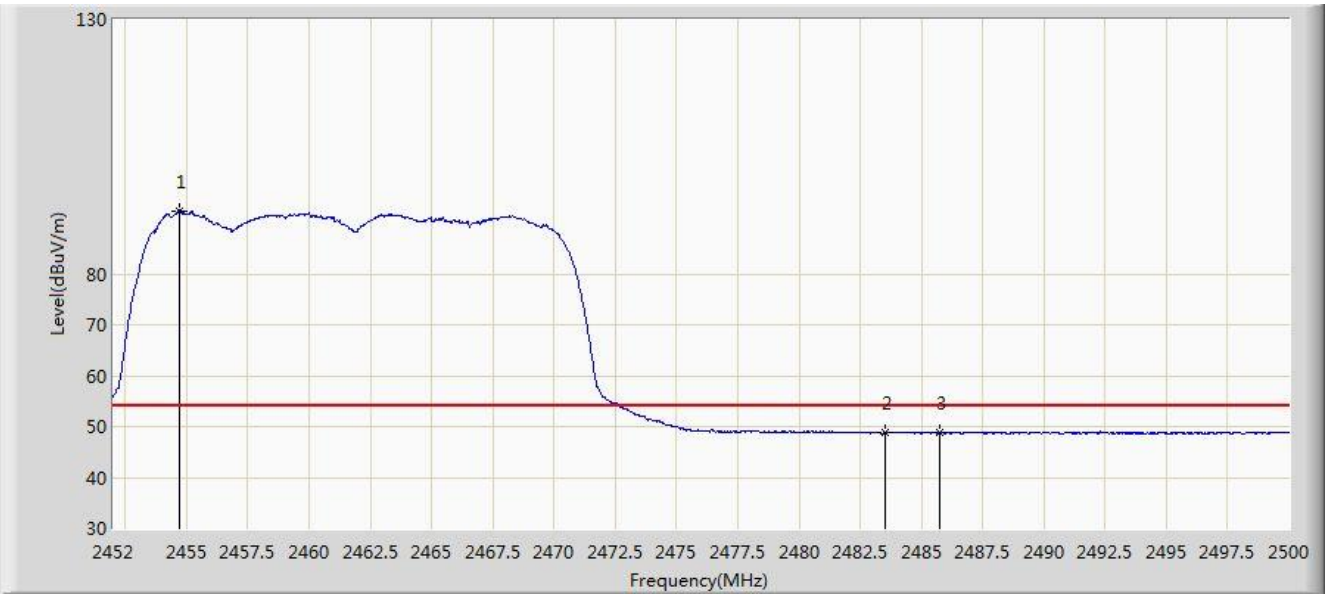

No	Flag	Mark	Frequency (MHz)	Measure Level (dBuV/m)	Reading Level (dBuV)	Margin (dB)	Limit (dBuV/m)	Factor (dB)	Type
1		*	2454.736	92.428	60.106	N/A	N/A	32.322	AV
2			2483.500	48.818	16.443	-5.182	54.000	32.375	AV
3			2485.720	48.864	16.494	-5.136	54.000	32.370	AV

Note: Measure Level (dBμV/m) = Reading Level (dBμV) + Factor (dB)

Factor (dB) = Cable Loss (dB) + Antenna Factor (dB/m)

Site: AC2	Time: 2019/11/25 - 11:03
Limit: FCC_Part15.209_RSE (3m)	Engineer: Kyrie Xie
Probe: BBHA9120D_1-18GHz	Polarity: Horizontal
EUT: OmniAccess Stellar	Power: By PoE
Test Mode: Transmit by 802.11n-HT20 at Channel 2412MHz (CDD Mode) with OAW-AP1362	

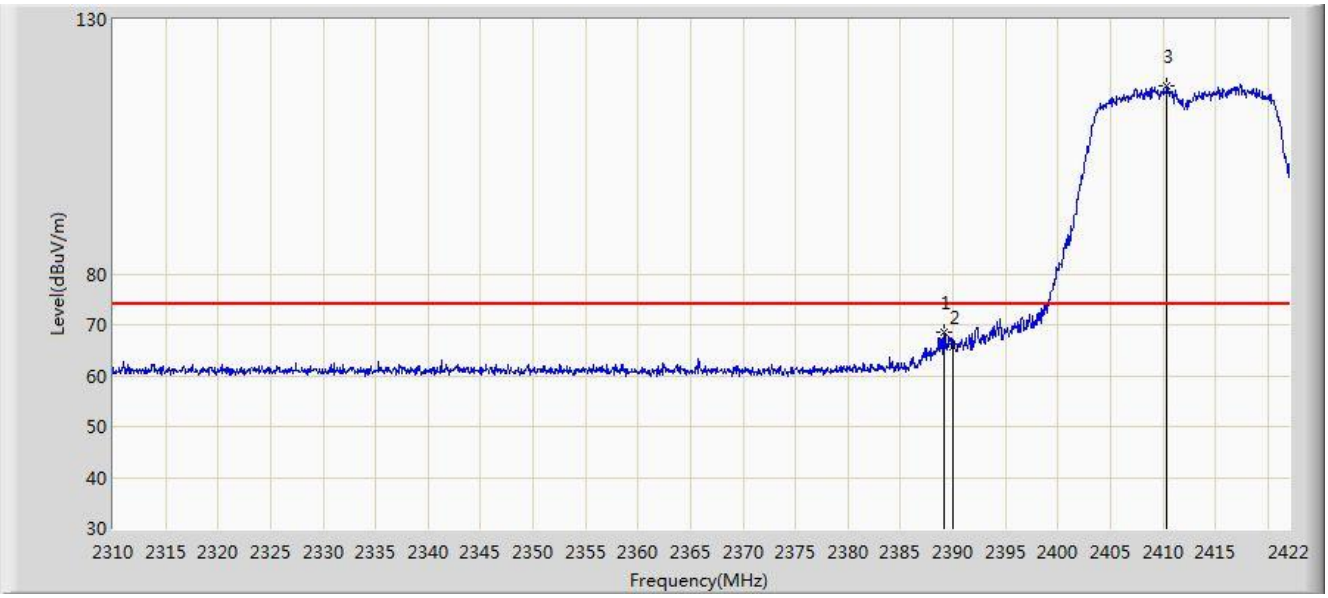

No	Flag	Mark	Frequency (MHz)	Measure Level (dBuV/m)	Reading Level (dBuV)	Margin (dB)	Limit (dBuV/m)	Factor (dB)	Type
1			2389.184	68.560	36.076	-5.440	74.000	32.484	PK
2			2390.000	65.577	33.092	-8.423	74.000	32.485	PK
3		*	2410.352	117.098	84.559	N/A	N/A	32.539	PK

Note: Measure Level (dBµV/m) = Reading Level (dBµV) + Factor (dB)

Factor (dB) = Cable Loss (dB) + Antenna Factor (dB/m)

Site: AC2	Time: 2019/11/25 - 11:05
Limit: FCC_Part15.209_RSE (3m)	Engineer: Kyrie Xie
Probe: BBHA9120D_1-18GHz	Polarity: Horizontal
EUT: OmniAccess Stellar	Power: By PoE
Test Mode: Transmit by 802.11n-HT20 at Channel 2412MHz (CDD Mode) with OAW-AP1362	

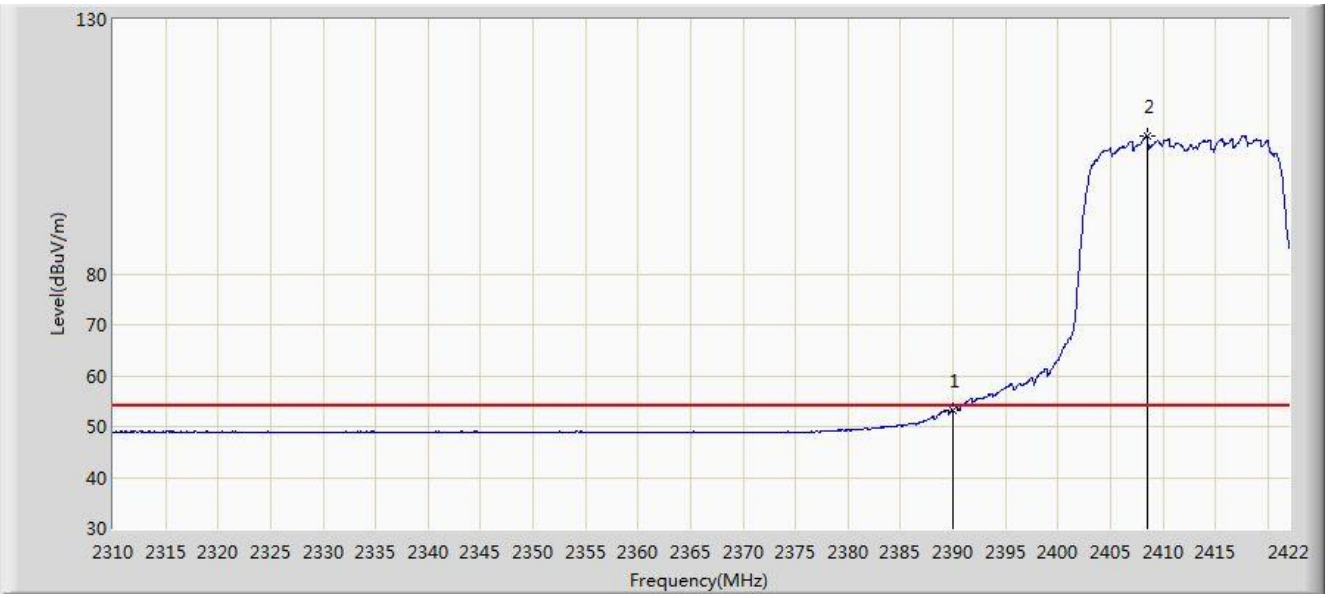

No	Flag	Mark	Frequency (MHz)	Measure Level (dBuV/m)	Reading Level (dBuV)	Margin (dB)	Limit (dBuV/m)	Factor (dB)	Type
1			2390.000	53.260	20.775	-0.740	54.000	32.485	AV
2		*	2408.504	107.049	74.516	N/A	N/A	32.533	AV

Note: Measure Level (dBµV/m) = Reading Level (dBµV) + Factor (dB)

Factor (dB) = Cable Loss (dB) + Antenna Factor (dB/m)

Site: AC2	Time: 2019/11/25 - 11:07
Limit: FCC_Part15.209_RSE (3m)	Engineer: Kyrie Xie
Probe: BBHA9120D_1-18GHz	Polarity: Vertical
EUT: OmniAccess Stellar	Power: By PoE
Test Mode: Transmit by 802.11n-HT20 at Channel 2412MHz (CDD Mode) with OAW-AP1362	

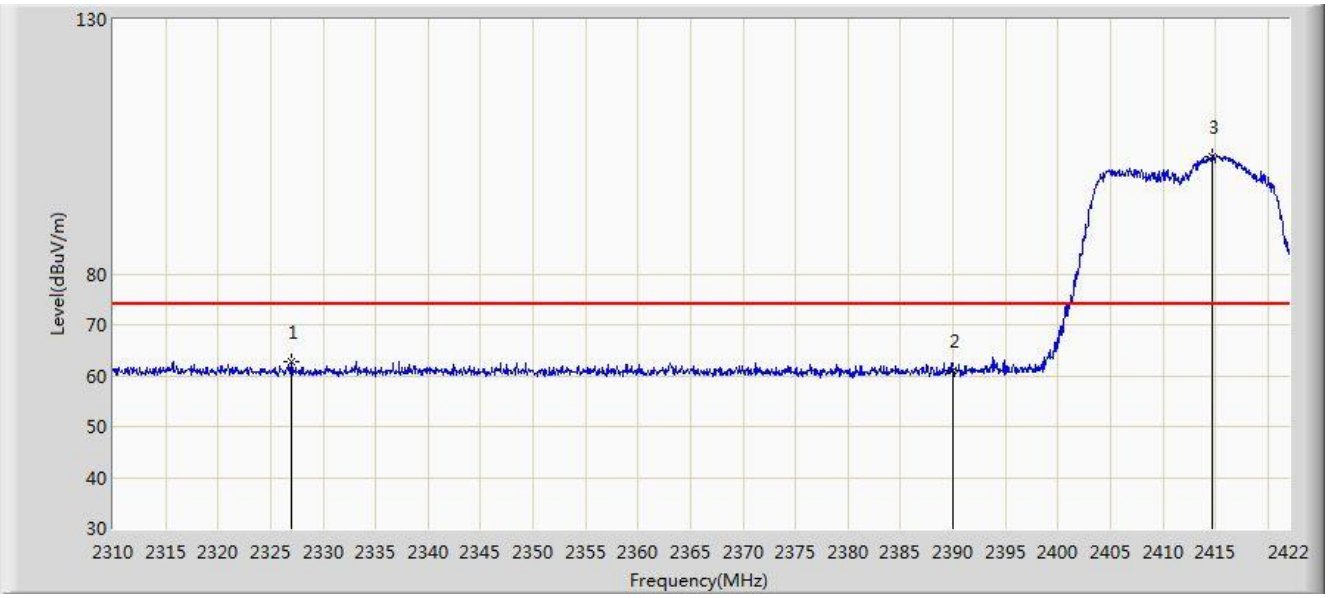

No	Flag	Mark	Frequency (MHz)	Measure Level (dBuV/m)	Reading Level (dBuV)	Margin (dB)	Limit (dBuV/m)	Factor (dB)	Type
1			2326.968	62.849	30.263	-11.151	74.000	32.586	PK
2			2390.000	60.916	28.431	-13.084	74.000	32.485	PK
3		*	2414.664	103.168	70.658	N/A	N/A	32.510	PK

Note: Measure Level (dBµV/m) = Reading Level (dBµV) + Factor (dB)

Factor (dB) = Cable Loss (dB) + Antenna Factor (dB/m)

Site: AC2	Time: 2019/11/25 - 11:11
Limit: FCC_Part15.209_RSE (3m)	Engineer: Kyrie Xie
Probe: BBHA9120D_1-18GHz	Polarity: Vertical
EUT: OmniAccess Stellar	Power: By PoE
Test Mode: Transmit by 802.11n-HT20 at Channel 2412MHz (CDD Mode) with OAW-AP1362	

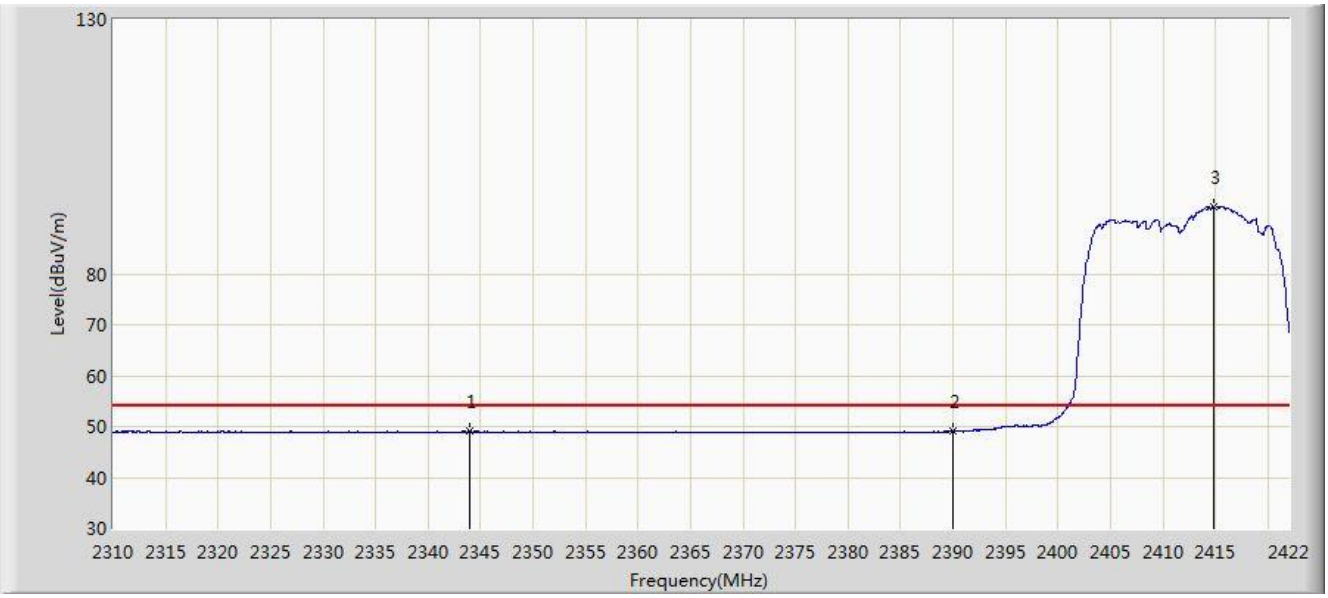

No	Flag	Mark	Frequency (MHz)	Measure Level (dBuV/m)	Reading Level (dBuV)	Margin (dB)	Limit (dBuV/m)	Factor (dB)	Type
1			2343.992	49.101	16.479	-4.899	54.000	32.622	AV
2			2390.000	49.098	16.613	-4.902	54.000	32.485	AV
3		*	2414.888	93.274	60.766	N/A	N/A	32.508	AV

Note: Measure Level (dBµV/m) = Reading Level (dBµV) + Factor (dB)

Factor (dB) = Cable Loss (dB) + Antenna Factor (dB/m)

Site: AC2	Time: 2019/11/25 - 11:30
Limit: FCC_Part15.209_RSE (3m)	Engineer: Kyrie Xie
Probe: BBHA9120D_1-18GHz	Polarity: Horizontal
EUT: OmniAccess Stellar	Power: By PoE
Test Mode: Transmit by 802.11n-HT20 at Channel 2462MHz (CDD Mode) with OAW-AP1362	

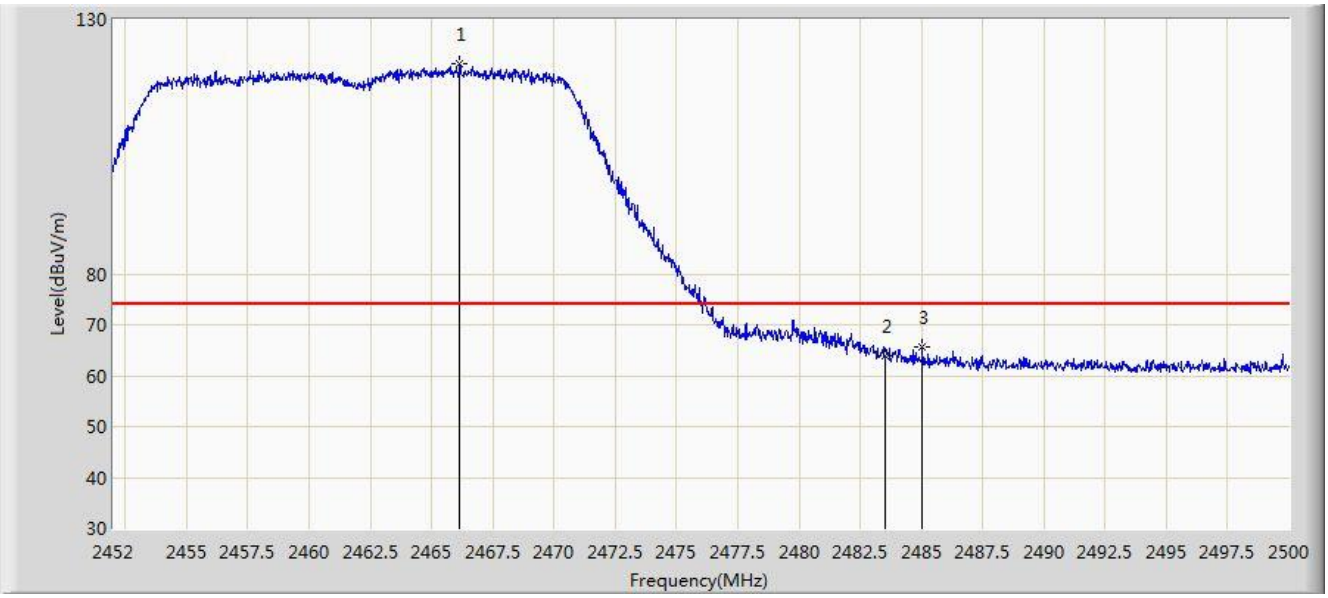

No	Flag	Mark	Frequency (MHz)	Measure Level (dBuV/m)	Reading Level (dBuV)	Margin (dB)	Limit (dBuV/m)	Factor (dB)	Type
1		*	2466.160	121.260	88.926	N/A	N/A	32.334	PK
2			2483.500	63.822	31.447	-10.178	74.000	32.375	PK
3			2485.048	65.624	33.253	-8.376	74.000	32.371	PK

Note: Measure Level (dBµV/m) = Reading Level (dBµV) + Factor (dB)

Factor (dB) = Cable Loss (dB) + Antenna Factor (dB/m)

Site: AC2	Time: 2019/11/25 - 11:23
Limit: FCC_Part15.209_RSE (3m)	Engineer: Kyrie Xie
Probe: BBHA9120D_1-18GHz	Polarity: Horizontal
EUT: OmniAccess Stellar	Power: By PoE
Test Mode: Transmit by 802.11n-HT20 at Channel 2462MHz (CDD Mode) with OAW-AP1362	

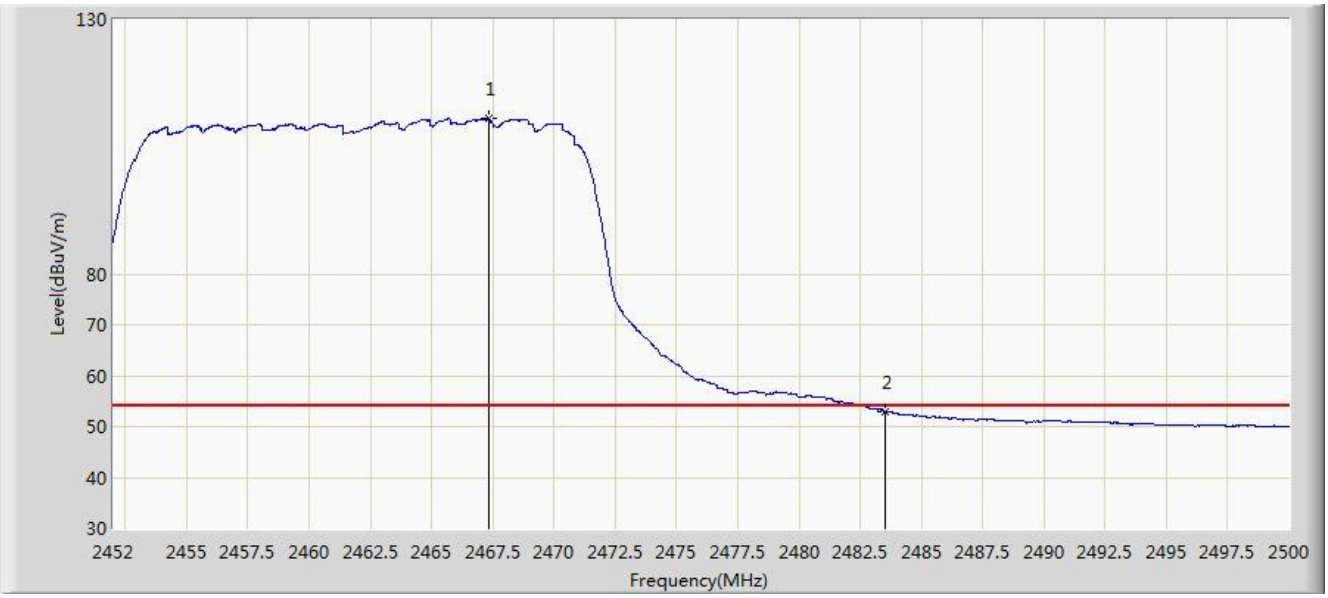

No	Flag	Mark	Frequency (MHz)	Measure Level (dBuV/m)	Reading Level (dBuV)	Margin (dB)	Limit (dBuV/m)	Factor (dB)	Type
1	X	*	2467.312	110.592	78.253	N/A	N/A	32.339	AV
2			2483.500	52.912	20.537	-1.088	54.000	32.375	AV

Note: Measure Level (dBµV/m) = Reading Level (dBµV) + Factor (dB)

Factor (dB) = Cable Loss (dB) + Antenna Factor (dB/m)

Site: AC2	Time: 2019/11/25 - 11:25
Limit: FCC_Part15.209_RSE (3m)	Engineer: Kyrie Xie
Probe: BBHA9120D_1-18GHz	Polarity: Vertical
EUT: OmniAccess Stellar	Power: By PoE
Test Mode: Transmit by 802.11n-HT20 at Channel 2462MHz (CDD Mode) with OAW-AP1362	

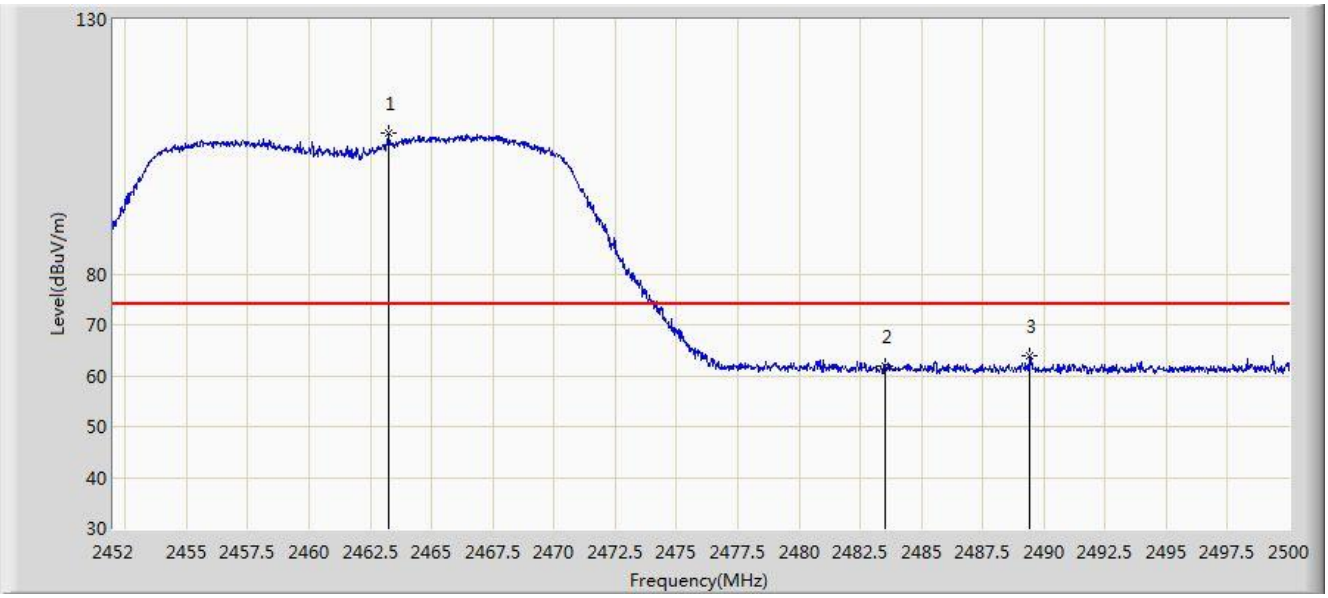

No	Flag	Mark	Frequency (MHz)	Measure Level (dBuV/m)	Reading Level (dBuV)	Margin (dB)	Limit (dBuV/m)	Factor (dB)	Type
1		*	2463.232	107.623	75.300	N/A	N/A	32.323	PK
2			2483.500	61.755	29.380	-12.245	74.000	32.375	PK
3			2489.440	63.959	31.598	-10.041	74.000	32.361	PK

Note: Measure Level (dBµV/m) = Reading Level (dBµV) + Factor (dB)

Factor (dB) = Cable Loss (dB) + Antenna Factor (dB/m)

Site: AC2	Time: 2019/11/25 - 11:29
Limit: FCC_Part15.209_RSE (3m)	Engineer: Kyrie Xie
Probe: BBHA9120D_1-18GHz	Polarity: Vertical
EUT: OmniAccess Stellar	Power: By PoE
Test Mode: Transmit by 802.11n-HT20 at Channel 2462MHz (CDD Mode) with OAW-AP1362	

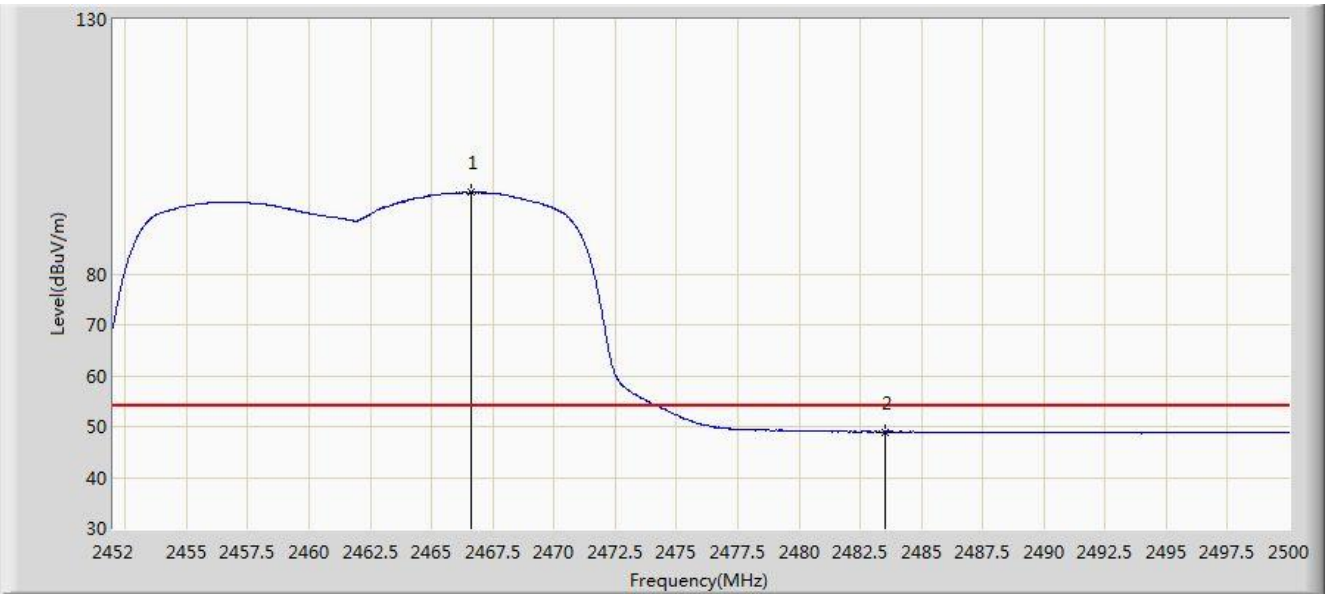

No	Flag	Mark	Frequency (MHz)	Measure Level (dBuV/m)	Reading Level (dBuV)	Margin (dB)	Limit (dBuV/m)	Factor (dB)	Type
1		*	2466.616	96.020	63.684	N/A	N/A	32.336	AV
2			2483.500	48.976	16.601	-5.024	54.000	32.375	AV

Note: Measure Level (dBµV/m) = Reading Level (dBµV) + Factor (dB)

Factor (dB) = Cable Loss (dB) + Antenna Factor (dB/m)

Site: AC2	Time: 2019/11/25 - 11:48
Limit: FCC_Part15.209_RSE (3m)	Engineer: Kyrie Xie
Probe: BBHA9120D_1-18GHz	Polarity: Horizontal
EUT: OmniAccess Stellar	Power: By PoE
Test Mode: Transmit by 802.11n-HT40 at Channel 2422MHz (CDD Mode) with OAW-AP1362	

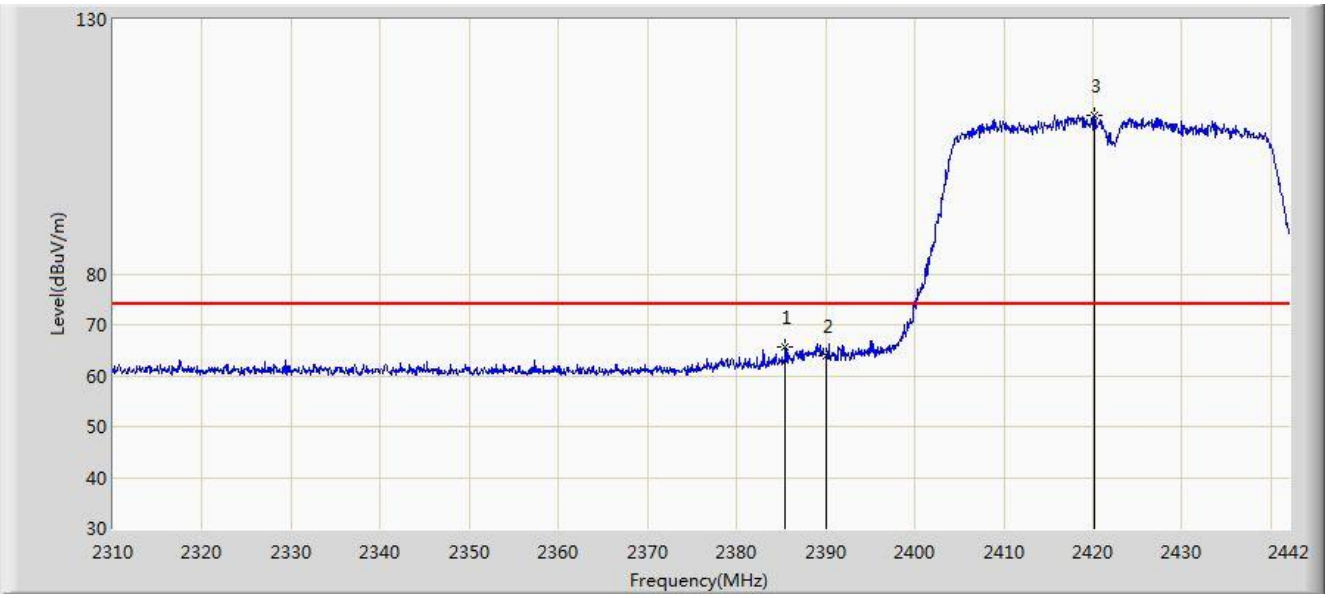

No	Flag	Mark	Frequency (MHz)	Measure Level (dBuV/m)	Reading Level (dBuV)	Margin (dB)	Limit (dBuV/m)	Factor (dB)	Type
1			2385.504	65.730	33.249	-8.270	74.000	32.480	PK
2			2390.000	64.048	31.563	-9.952	74.000	32.485	PK
3		*	2420.154	111.245	78.783	N/A	N/A	32.462	PK

Note: Measure Level (dBµV/m) = Reading Level (dBµV) + Factor (dB)

Factor (dB) = Cable Loss (dB) + Antenna Factor (dB/m)

Site: AC2	Time: 2019/11/25 - 11:46
Limit: FCC_Part15.209_RSE (3m)	Engineer: Kyrie Xie
Probe: BBHA9120D_1-18GHz	Polarity: Horizontal
EUT: OmniAccess Stellar	Power: By PoE
Test Mode: Transmit by 802.11n-HT40 at Channel 2422MHz (CDD Mode) with OAW-AP1362	

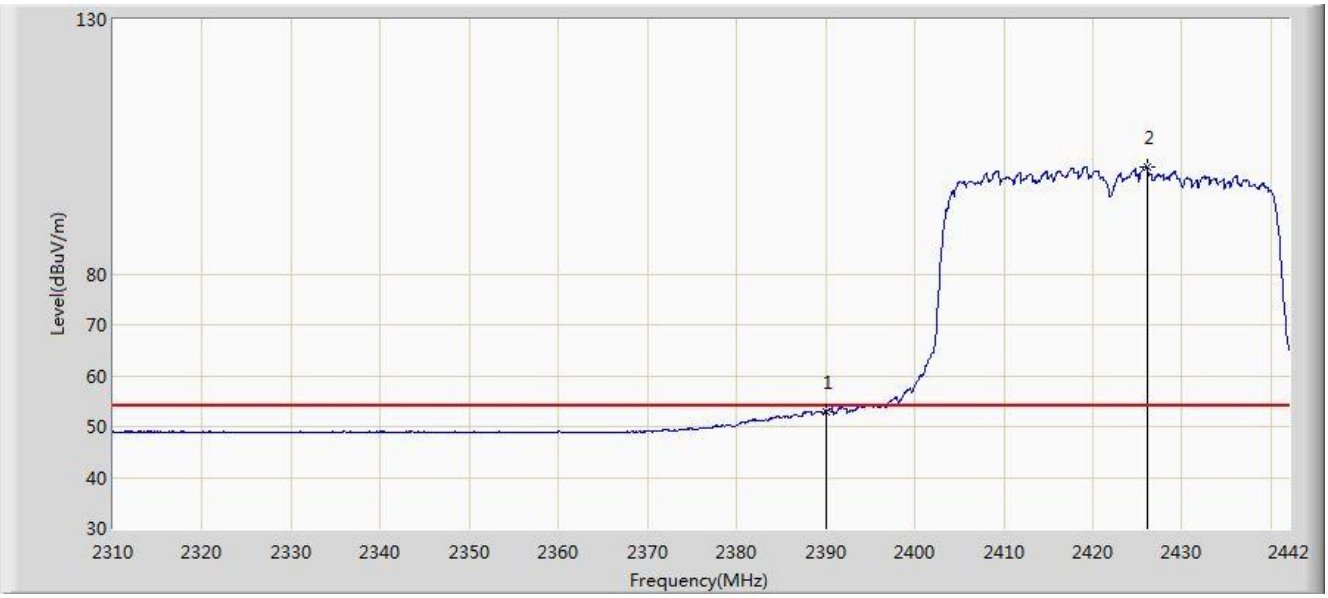

No	Flag	Mark	Frequency (MHz)	Measure Level (dBuV/m)	Reading Level (dBuV)	Margin (dB)	Limit (dBuV/m)	Factor (dB)	Type
1			2390.000	52.944	20.459	-1.056	54.000	32.485	AV
2		*	2426.094	100.951	68.540	N/A	N/A	32.412	AV

Note: Measure Level (dBμV/m) = Reading Level (dBμV) + Factor (dB)

Factor (dB) = Cable Loss (dB) + Antenna Factor (dB/m)

Site: AC2	Time: 2019/11/25 - 11:50
Limit: FCC_Part15.209_RSE (3m)	Engineer: Kyrie Xie
Probe: BBHA9120D_1-18GHz	Polarity: Vertical
EUT: OmniAccess Stellar	Power: By PoE
Test Mode: Transmit by 802.11n-HT40 at Channel 2422MHz (CDD Mode) with OAW-AP1362	

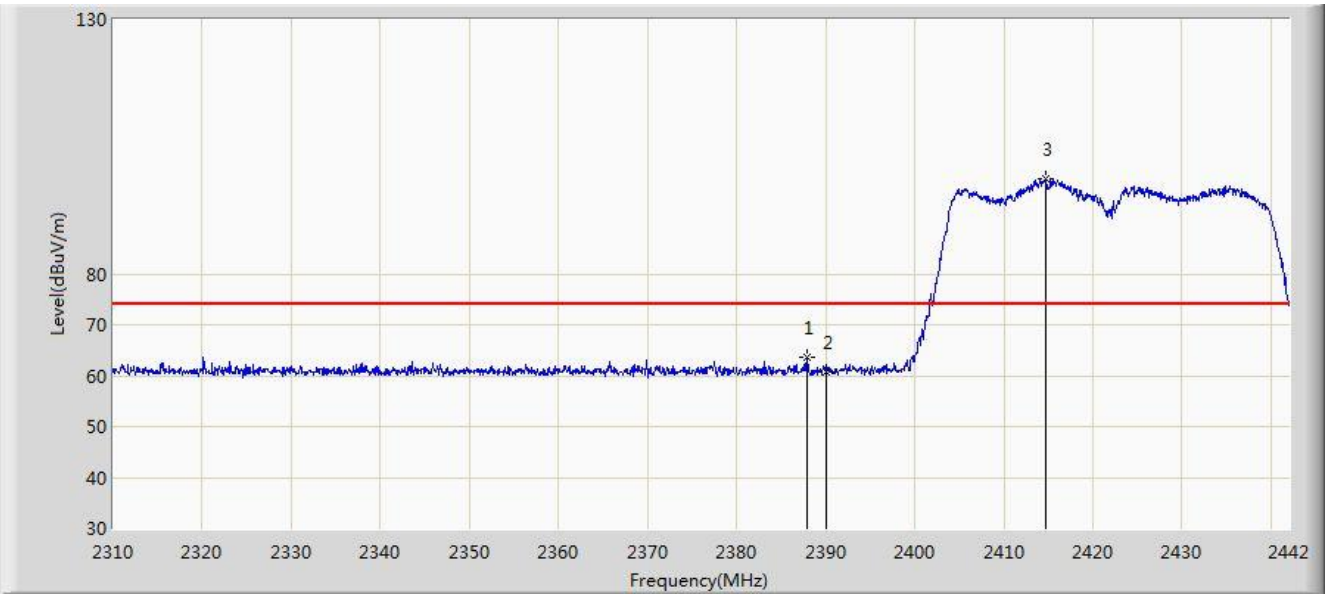

No	Flag	Mark	Frequency (MHz)	Measure Level (dBuV/m)	Reading Level (dBuV)	Margin (dB)	Limit (dBuV/m)	Factor (dB)	Type
1			2387.946	63.756	31.273	-10.244	74.000	32.483	PK
2			2390.000	60.667	28.182	-13.333	74.000	32.485	PK
3		*	2414.676	98.813	66.304	N/A	N/A	32.510	PK

Note: Measure Level (dBµV/m) = Reading Level (dBµV) + Factor (dB)

Factor (dB) = Cable Loss (dB) + Antenna Factor (dB/m)

Site: AC2	Time: 2019/11/25 - 11:52
Limit: FCC_Part15.209_RSE (3m)	Engineer: Kyrie Xie
Probe: BBHA9120D_1-18GHz	Polarity: Vertical
EUT: OmniAccess Stellar	Power: By PoE
Test Mode: Transmit by 802.11n-HT40 at Channel 2422MHz (CDD Mode) with OAW-AP1362	

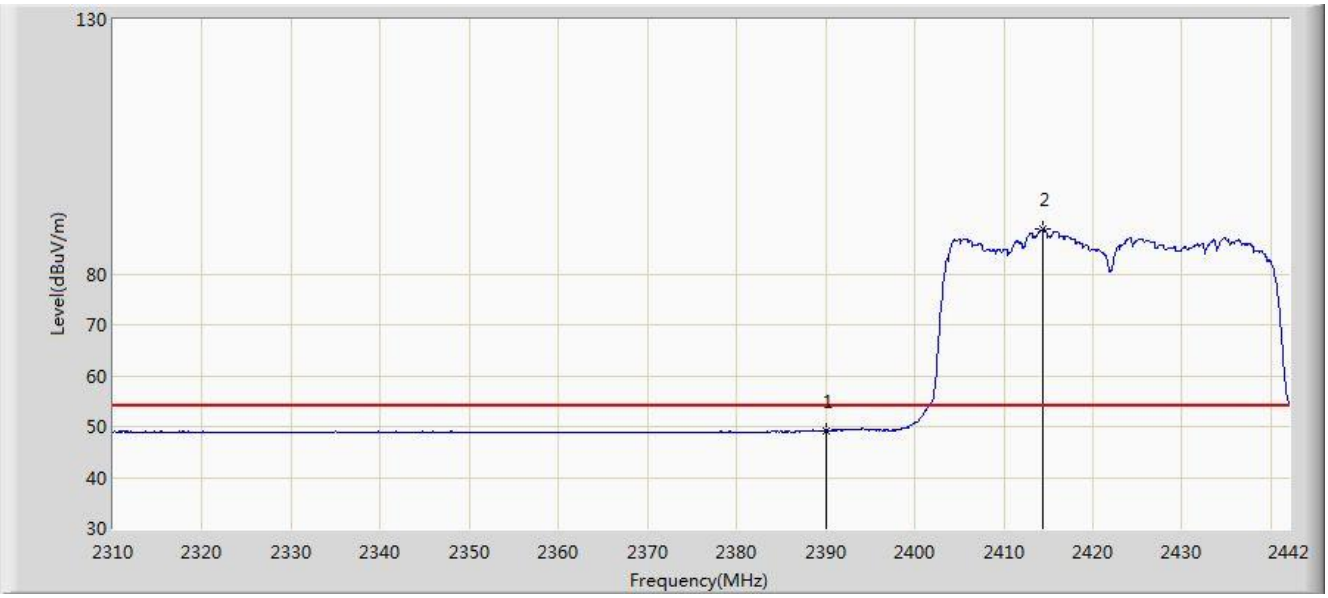

No	Flag	Mark	Frequency (MHz)	Measure Level (dBuV/m)	Reading Level (dBuV)	Margin (dB)	Limit (dBuV/m)	Factor (dB)	Type
1			2390.000	49.175	16.690	-4.825	54.000	32.485	AV
2		*	2414.412	88.719	56.207	N/A	N/A	32.512	AV

Note: Measure Level (dBµV/m) = Reading Level (dBµV) + Factor (dB)

Factor (dB) = Cable Loss (dB) + Antenna Factor (dB/m)

Site: AC2	Time: 2019/11/25 - 13:10
Limit: FCC_Part15.209_RSE (3m)	Engineer: Kyrie Xie
Probe: BBHA9120D_1-18GHz	Polarity: Horizontal
EUT: OmniAccess Stellar	Power: By PoE
Test Mode: Transmit by 802.11n-HT40 at Channel 2452MHz (CDD Mode) with OAW-AP1362	

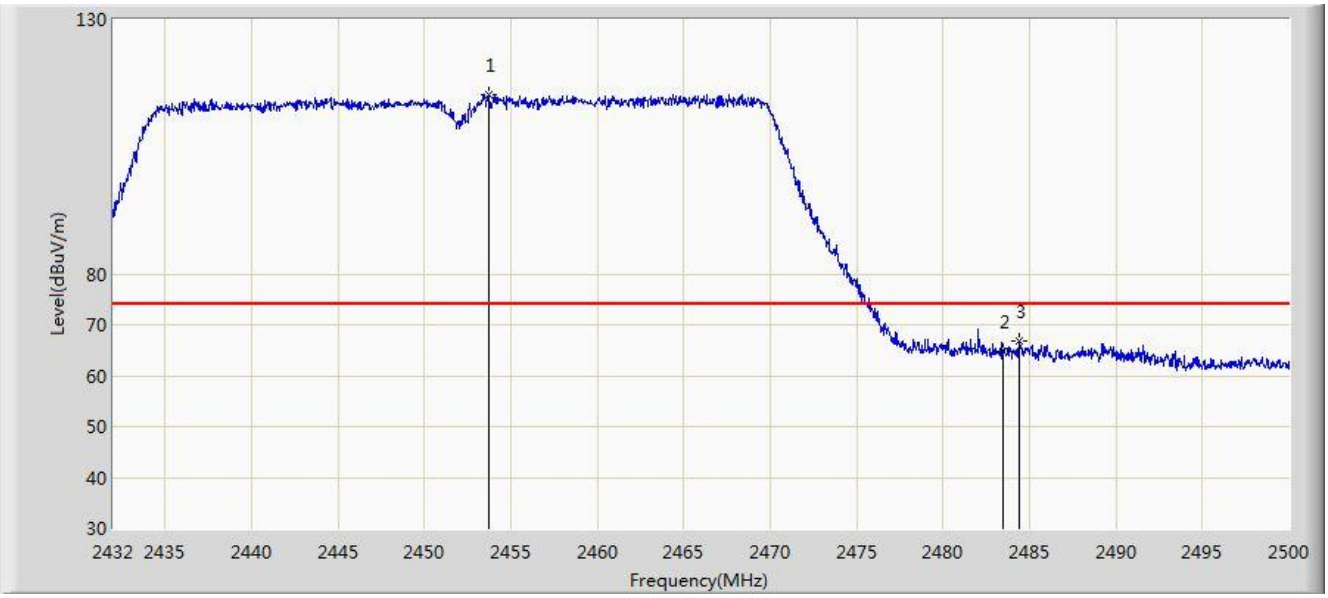

No	Flag	Mark	Frequency (MHz)	Measure Level (dBuV/m)	Reading Level (dBuV)	Margin (dB)	Limit (dBuV/m)	Factor (dB)	Type
1		*	2453.760	115.348	83.025	N/A	N/A	32.323	PK
2			2483.500	64.819	32.444	-9.181	74.000	32.375	PK
3			2484.428	66.721	34.348	-7.279	74.000	32.373	PK

Note: Measure Level (dBµV/m) = Reading Level (dBµV) + Factor (dB)

Factor (dB) = Cable Loss (dB) + Antenna Factor (dB/m)

Site: AC2	Time: 2019/11/25 - 11:58
Limit: FCC_Part15.209_RSE (3m)	Engineer: Kyrie Xie
Probe: BBHA9120D_1-18GHz	Polarity: Horizontal
EUT: OmniAccess Stellar	Power: By PoE
Test Mode: Transmit by 802.11n-HT40 at Channel 2452MHz (CDD Mode) with OAW-AP1362	

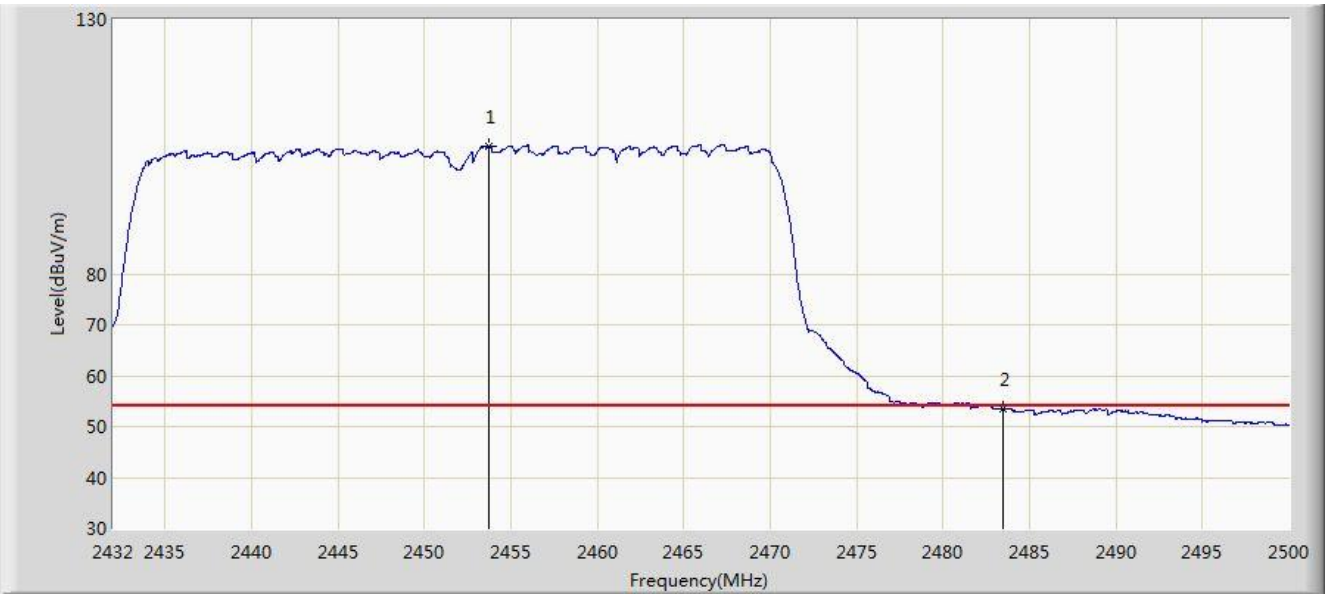

No	Flag	Mark	Frequency (MHz)	Measure Level (dBuV/m)	Reading Level (dBuV)	Margin (dB)	Limit (dBuV/m)	Factor (dB)	Type
1		*	2453.692	105.099	72.776	N/A	N/A	32.323	AV
2			2483.500	53.433	21.058	-0.567	54.000	32.375	AV

Note: Measure Level (dBµV/m) = Reading Level (dBµV) + Factor (dB)

Factor (dB) = Cable Loss (dB) + Antenna Factor (dB/m)

Site: AC2	Time: 2019/11/25 - 13:12
Limit: FCC_Part15.209_RSE (3m)	Engineer: Kyrie Xie
Probe: BBHA9120D_1-18GHz	Polarity: Vertical
EUT: OmniAccess Stellar	Power: By PoE
Test Mode: Transmit by 802.11n-HT40 at Channel 2452MHz (CDD Mode) with OAW-AP1362	

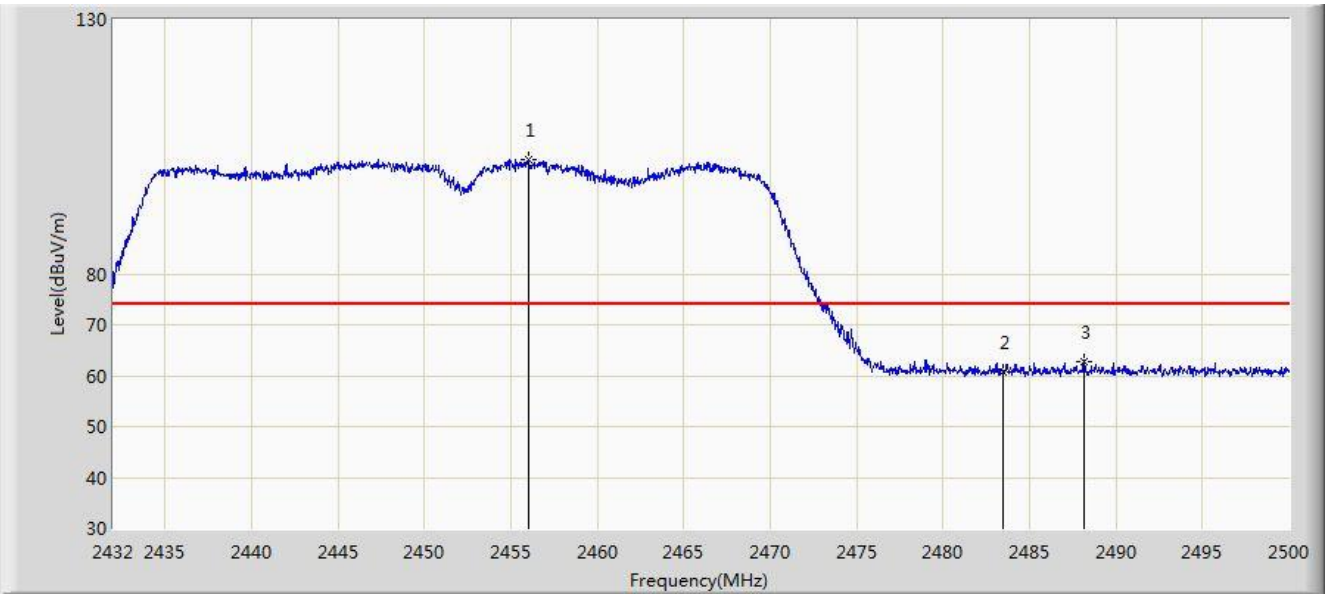

No	Flag	Mark	Frequency (MHz)	Measure Level (dBuV/m)	Reading Level (dBuV)	Margin (dB)	Limit (dBuV/m)	Factor (dB)	Type
1		*	2456.004	102.388	70.066	N/A	N/A	32.322	PK
2			2483.500	60.651	28.276	-13.349	74.000	32.375	PK
3			2488.134	62.766	30.402	-11.234	74.000	32.364	PK

Note: Measure Level (dBµV/m) = Reading Level (dBµV) + Factor (dB)

Factor (dB) = Cable Loss (dB) + Antenna Factor (dB/m)

Site: AC2	Time: 2019/11/25 - 13:14
Limit: FCC_Part15.209_RSE (3m)	Engineer: Kyrie Xie
Probe: BBHA9120D_1-18GHz	Polarity: Vertical
EUT: OmniAccess Stellar	Power: By PoE
Test Mode: Transmit by 802.11n-HT40 at Channel 2452MHz (CDD Mode) with OAW-AP1362	

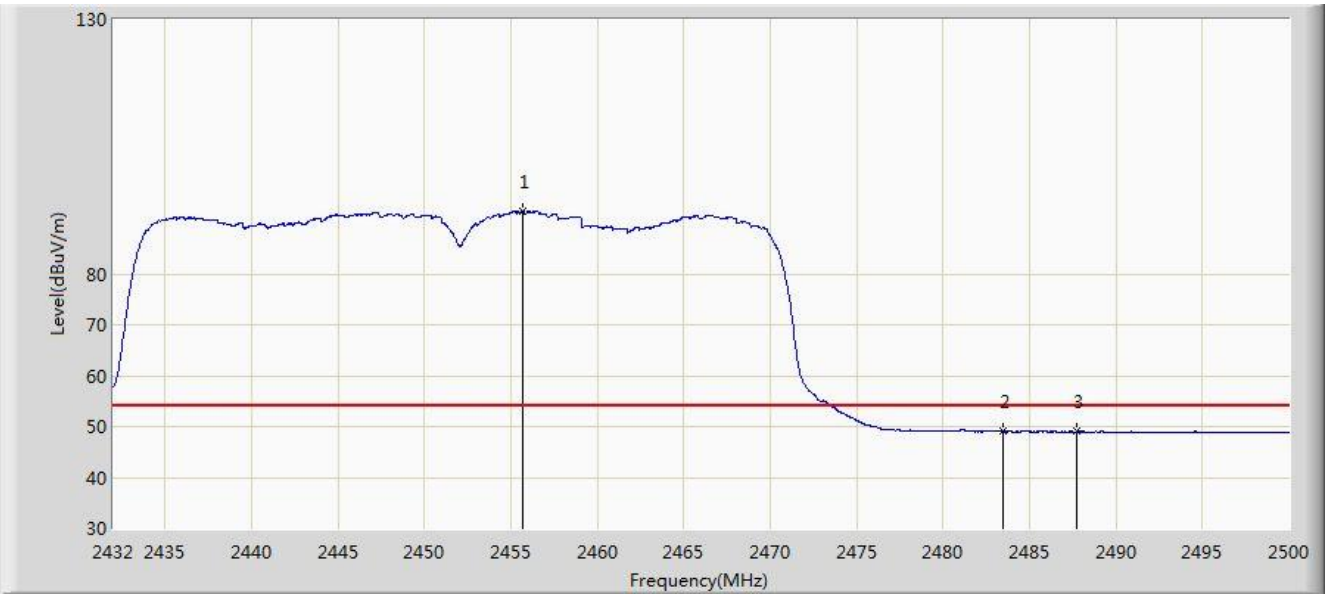

No	Flag	Mark	Frequency (MHz)	Measure Level (dBuV/m)	Reading Level (dBuV)	Margin (dB)	Limit (dBuV/m)	Factor (dB)	Type
1		*	2455.664	92.292	59.970	N/A	N/A	32.322	AV
2			2483.500	49.044	16.669	-4.956	54.000	32.375	AV
3			2487.760	49.125	16.760	-4.875	54.000	32.365	AV

Note: Measure Level (dBµV/m) = Reading Level (dBµV) + Factor (dB)

Factor (dB) = Cable Loss (dB) + Antenna Factor (dB/m)

Site: AC2	Time: 2019/11/26 - 04:06
Limit: FCC_Part15.209_RSE (3m)	Engineer: Kyrie Xie
Probe: BBHA9120D_1-18GHz	Polarity: Horizontal
EUT: OmniAccess Stellar	Power: By PoE
Test Mode: Transmit by 802.11VHT20 at Channel 2412MHz (CDD Mode) with OAW-AP1362	

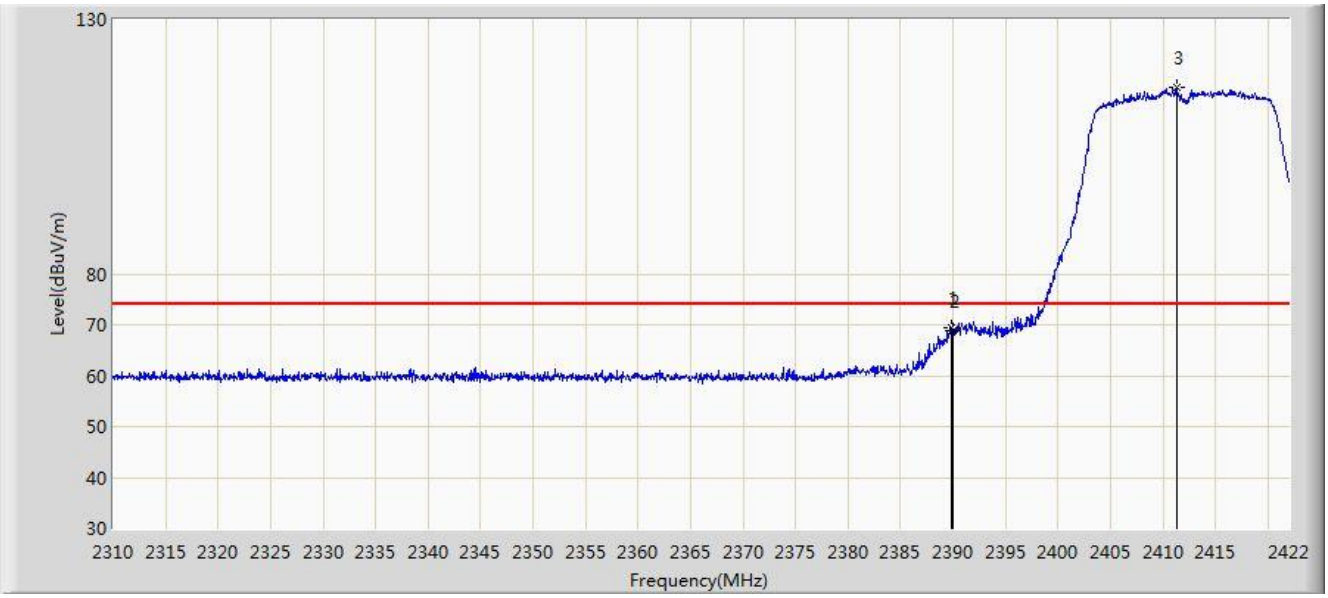

No	Flag	Mark	Frequency (MHz)	Measure Level (dBuV/m)	Reading Level (dBuV)	Margin (dB)	Limit (dBuV/m)	Factor (dB)	Type
1			2389.856	69.484	36.999	-4.516	74.000	32.485	PK
2			2390.000	68.782	36.297	-5.218	74.000	32.485	PK
3		*	2411.304	116.595	84.057	N/A	N/A	32.538	PK

Note: Measure Level (dBµV/m) = Reading Level (dBµV) + Factor (dB)

Factor (dB) = Cable Loss (dB) + Antenna Factor (dB/m)

Site: AC2	Time: 2019/11/26 - 03:59
Limit: FCC_Part15.209_RSE (3m)	Engineer: Kyrie Xie
Probe: BBHA9120D_1-18GHz	Polarity: Horizontal
EUT: OmniAccess Stellar	Power: By PoE
Test Mode: Transmit by 802.11VHT20 at Channel 2412MHz (CDD Mode) with OAW-AP1362	

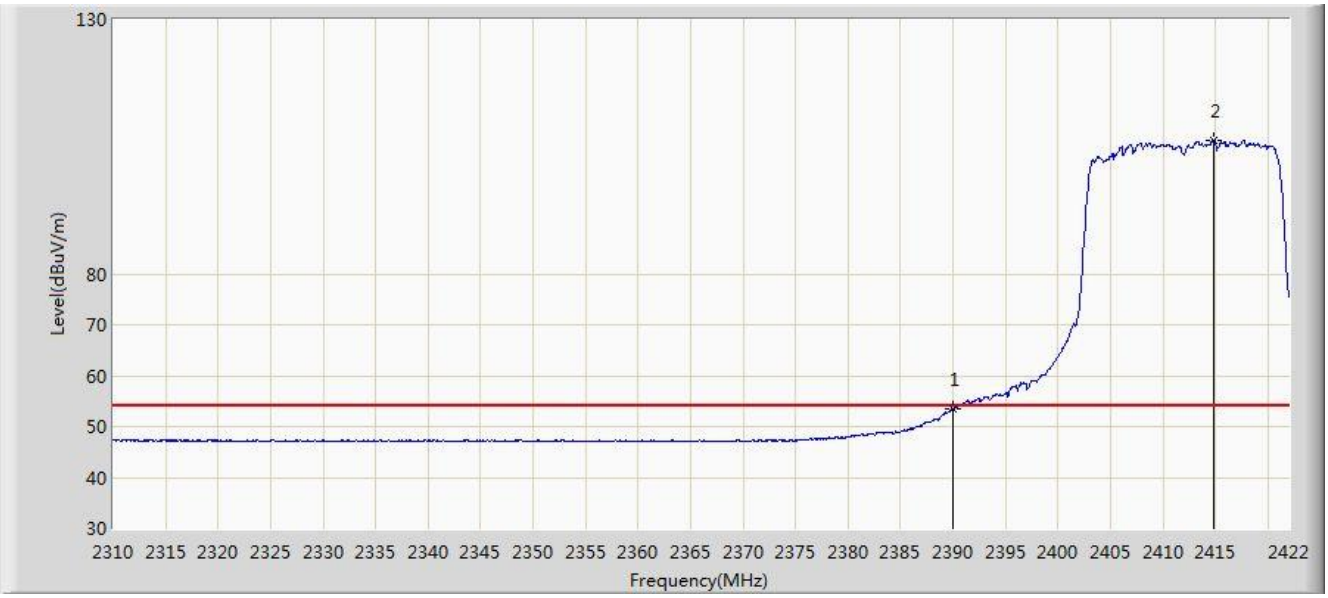

No	Flag	Mark	Frequency (MHz)	Measure Level (dBuV/m)	Reading Level (dBuV)	Margin (dB)	Limit (dBuV/m)	Factor (dB)	Type
1			2390.000	53.387	20.902	-0.613	54.000	32.485	AV
2		*	2414.776	106.344	73.835	N/A	N/A	32.508	AV

Note: Measure Level (dBµV/m) = Reading Level (dBµV) + Factor (dB)

Factor (dB) = Cable Loss (dB) + Antenna Factor (dB/m)

Site: AC2	Time: 2019/11/26 - 04:08
Limit: FCC_Part15.209_RSE (3m)	Engineer: Kyrie Xie
Probe: BBHA9120D_1-18GHz	Polarity: Vertical
EUT: OmniAccess Stellar	Power: By PoE
Test Mode: Transmit by 802.11VHT20 at Channel 2412MHz (CDD Mode) with OAW-AP1362	

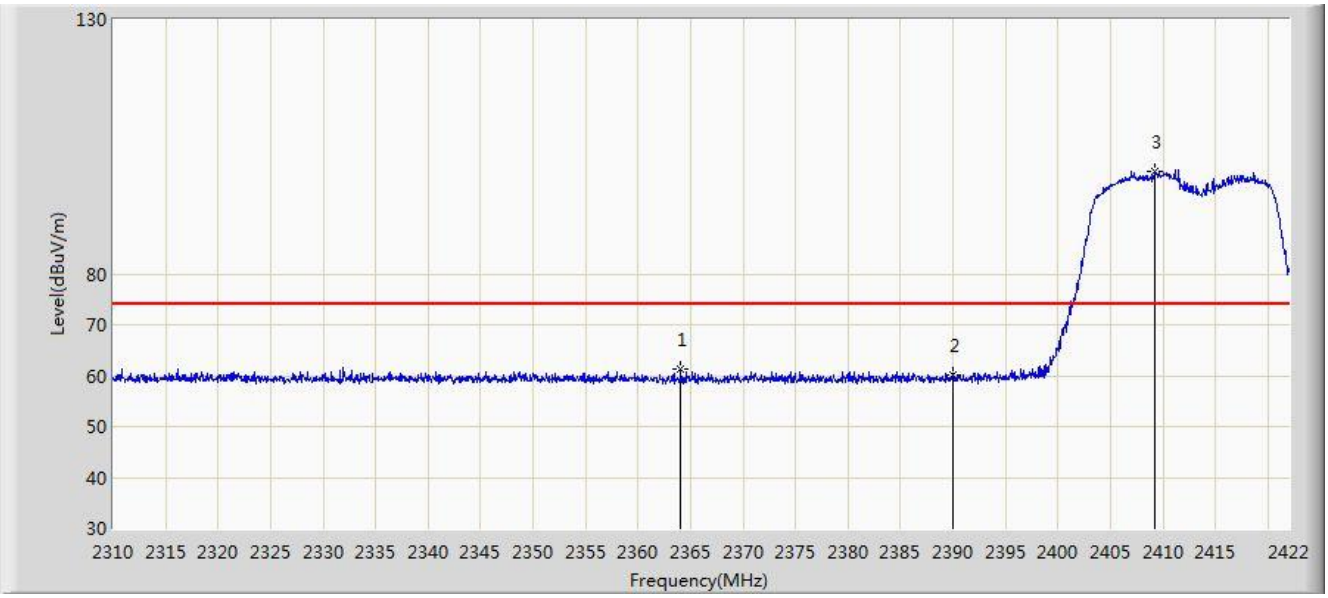

No	Flag	Mark	Frequency (MHz)	Measure Level (dBuV/m)	Reading Level (dBuV)	Margin (dB)	Limit (dBuV/m)	Factor (dB)	Type
1			2364.040	61.316	28.761	-12.684	74.000	32.555	PK
2			2390.000	60.159	27.674	-13.841	74.000	32.485	PK
3		*	2409.176	100.088	67.553	N/A	N/A	32.536	PK

Note: Measure Level (dBµV/m) = Reading Level (dBµV) + Factor (dB)

Factor (dB) = Cable Loss (dB) + Antenna Factor (dB/m)

Site: AC2	Time: 2019/11/26 - 04:21
Limit: FCC_Part15.209_RSE (3m)	Engineer: Kyrie Xie
Probe: BBHA9120D_1-18GHz	Polarity: Vertical
EUT: OmniAccess Stellar	Power: By PoE
Test Mode: Transmit by 802.11VHT20 at Channel 2412MHz (CDD Mode) with OAW-AP1362	

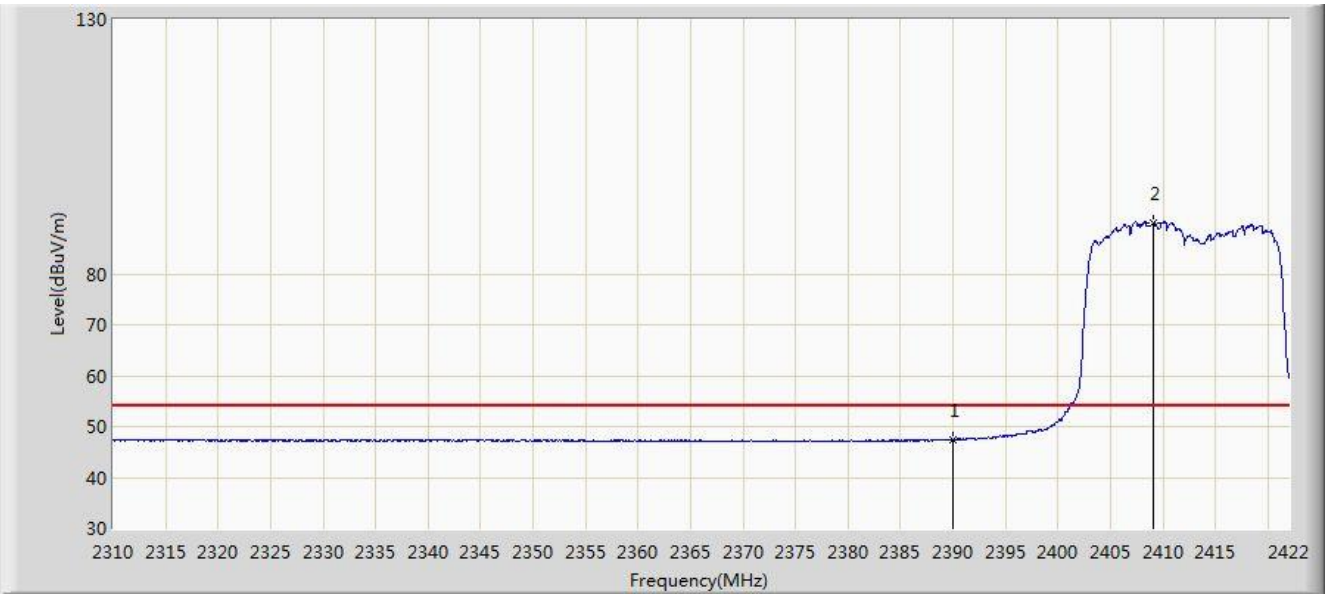

No	Flag	Mark	Frequency (MHz)	Measure Level (dBuV/m)	Reading Level (dBuV)	Margin (dB)	Limit (dBuV/m)	Factor (dB)	Type
1			2390.000	47.453	14.968	-6.547	54.000	32.485	AV
2		*	2409.120	90.106	57.571	N/A	N/A	32.535	AV

Note: Measure Level (dBµV/m) = Reading Level (dBµV) + Factor (dB)

Factor (dB) = Cable Loss (dB) + Antenna Factor (dB/m)

Site: AC2	Time: 2019/11/26 - 04:30
Limit: FCC_Part15.209_RSE (3m)	Engineer: Kyrie Xie
Probe: BBHA9120D_1-18GHz	Polarity: Horizontal
EUT: OmniAccess Stellar	Power: By PoE
Test Mode: Transmit by 802.11VHT20 at Channel 2462MHz (CDD Mode) with OAW-AP1362	

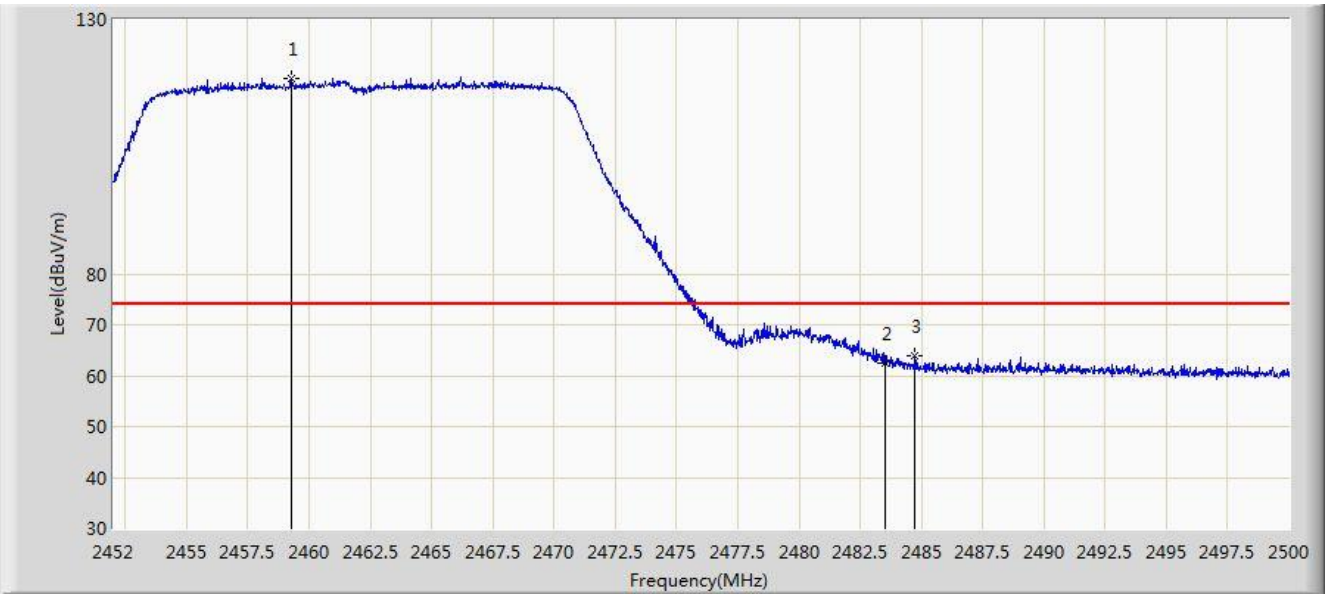

No	Flag	Mark	Frequency (MHz)	Measure Level (dBuV/m)	Reading Level (dBuV)	Margin (dB)	Limit (dBuV/m)	Factor (dB)	Type
1		*	2459.296	118.342	86.022	N/A	N/A	32.320	PK
2			2483.500	62.441	30.066	-11.559	74.000	32.375	PK
3			2484.736	64.015	31.643	-9.985	74.000	32.372	PK

Note: Measure Level (dBµV/m) = Reading Level (dBµV) + Factor (dB)

Factor (dB) = Cable Loss (dB) + Antenna Factor (dB/m)

Site: AC2	Time: 2019/11/26 - 04:25
Limit: FCC_Part15.209_RSE (3m)	Engineer: Kyrie Xie
Probe: BBHA9120D_1-18GHz	Polarity: Horizontal
EUT: OmniAccess Stellar	Power: By PoE
Test Mode: Transmit by 802.11VHT20 at Channel 2462MHz (CDD Mode) with OAW-AP1362	

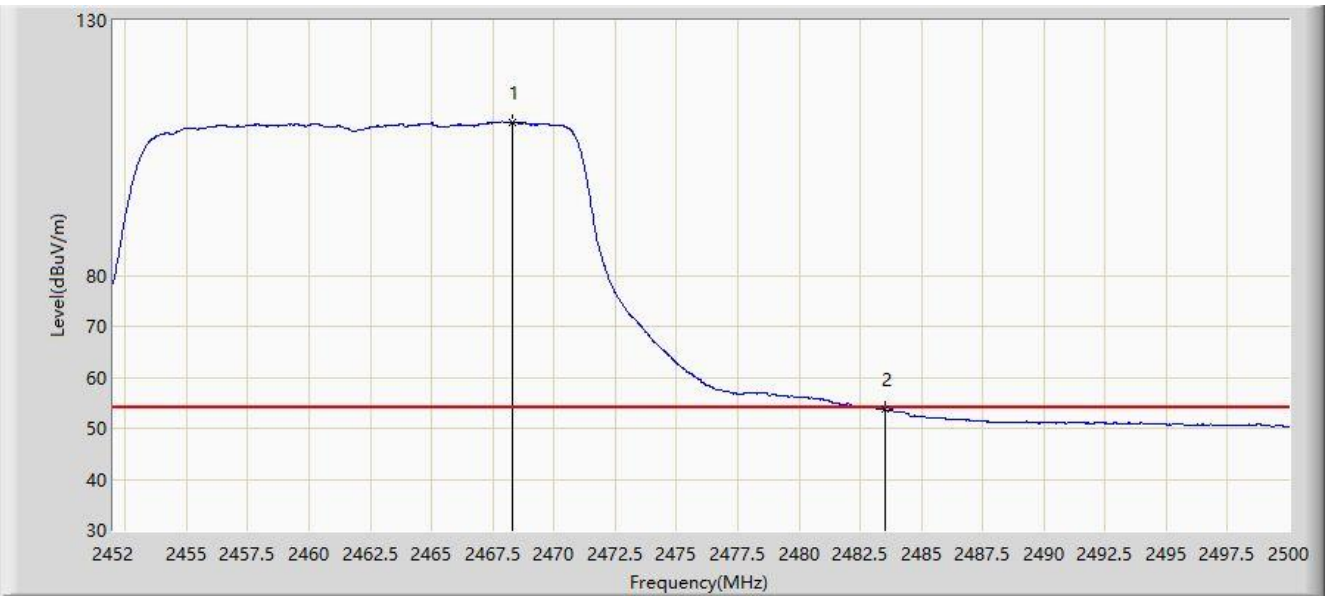

No	Flag	Mark	Frequency (MHz)	Measure Level (dBuV/m)	Reading Level (dBuV)	Margin (dB)	Limit (dBuV/m)	Factor (dB)	Type
1		*	2468.320	109.991	77.648	N/A	N/A	32.343	AV
1		*	2483.500	53.673	21.298	-0.327	54.000	32.375	AV

Note: Measure Level (dBµV/m) = Reading Level (dBµV) + Factor (dB)

Factor (dB) = Cable Loss (dB) + Antenna Factor (dB/m)

Site: AC2	Time: 2019/11/26 - 04:33
Limit: FCC_Part15.209_RSE (3m)	Engineer: Kyrie Xie
Probe: BBHA9120D_1-18GHz	Polarity: Vertical
EUT: OmniAccess Stellar	Power: By PoE
Test Mode: Transmit by 802.11VHT20 at Channel 2462MHz (CDD Mode) with OAW-AP1362	

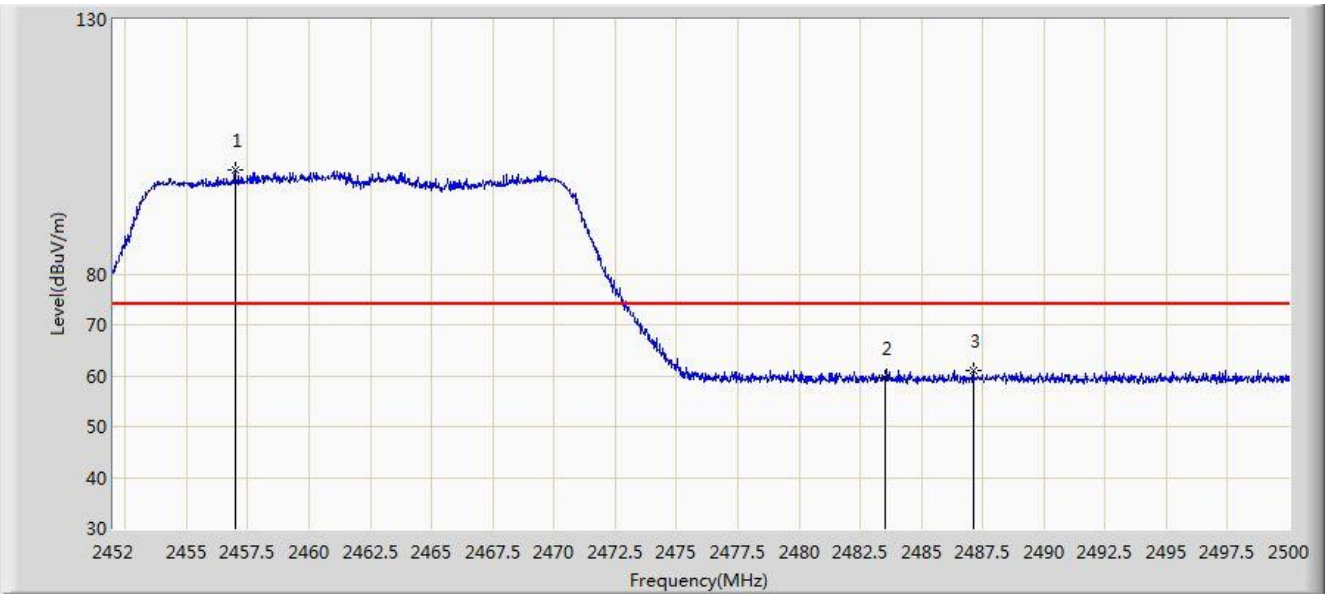

No	Flag	Mark	Frequency (MHz)	Measure Level (dBuV/m)	Reading Level (dBuV)	Margin (dB)	Limit (dBuV/m)	Factor (dB)	Type
1		*	2456.968	100.500	68.179	N/A	N/A	32.321	PK
2			2483.500	59.441	27.066	-14.559	74.000	32.375	PK
3			2487.112	61.063	28.697	-12.937	74.000	32.366	PK

Note: Measure Level (dBµV/m) = Reading Level (dBµV) + Factor (dB)

Factor (dB) = Cable Loss (dB) + Antenna Factor (dB/m)

Site: AC2	Time: 2019/11/26 - 04:47
Limit: FCC_Part15.209_RSE (3m)	Engineer: Kyrie Xie
Probe: BBHA9120D_1-18GHz	Polarity: Vertical
EUT: OmniAccess Stellar	Power: By PoE
Test Mode: Transmit by 802.11VHT20 at Channel 2462MHz (CDD Mode) with OAW-AP1362	

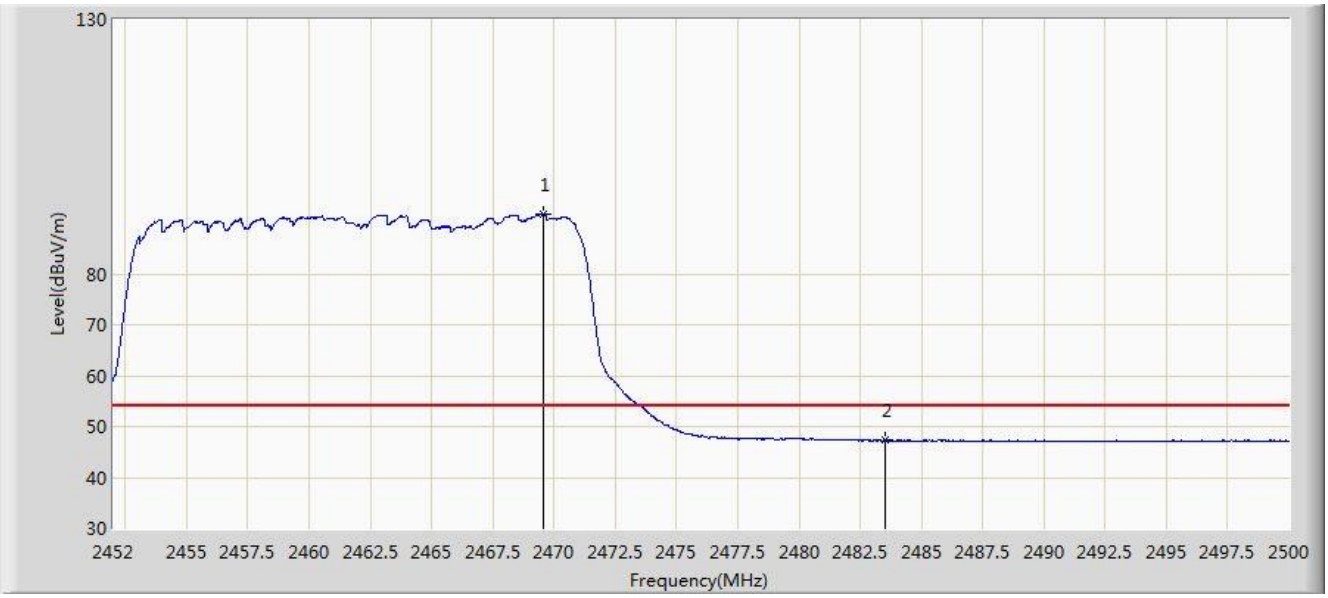

No	Flag	Mark	Frequency (MHz)	Measure Level (dBuV/m)	Reading Level (dBuV)	Margin (dB)	Limit (dBuV/m)	Factor (dB)	Type
1		*	2469.592	91.666	59.318	N/A	N/A	32.348	AV
2			2483.500	47.253	14.878	-6.747	54.000	32.375	AV

Note: Measure Level (dBμV/m) = Reading Level (dBμV) + Factor (dB)

Factor (dB) = Cable Loss (dB) + Antenna Factor (dB/m)

Site: AC2	Time: 2019/11/26 - 04:55
Limit: FCC_Part15.209_RSE (3m)	Engineer: Kyrie Xie
Probe: BBHA9120D_1-18GHz	Polarity: Horizontal
EUT: OmniAccess Stellar	Power: By PoE
Test Mode: Transmit by 802.11VHT40 at Channel 2422MHz (CDD Mode) with OAW-AP1362	

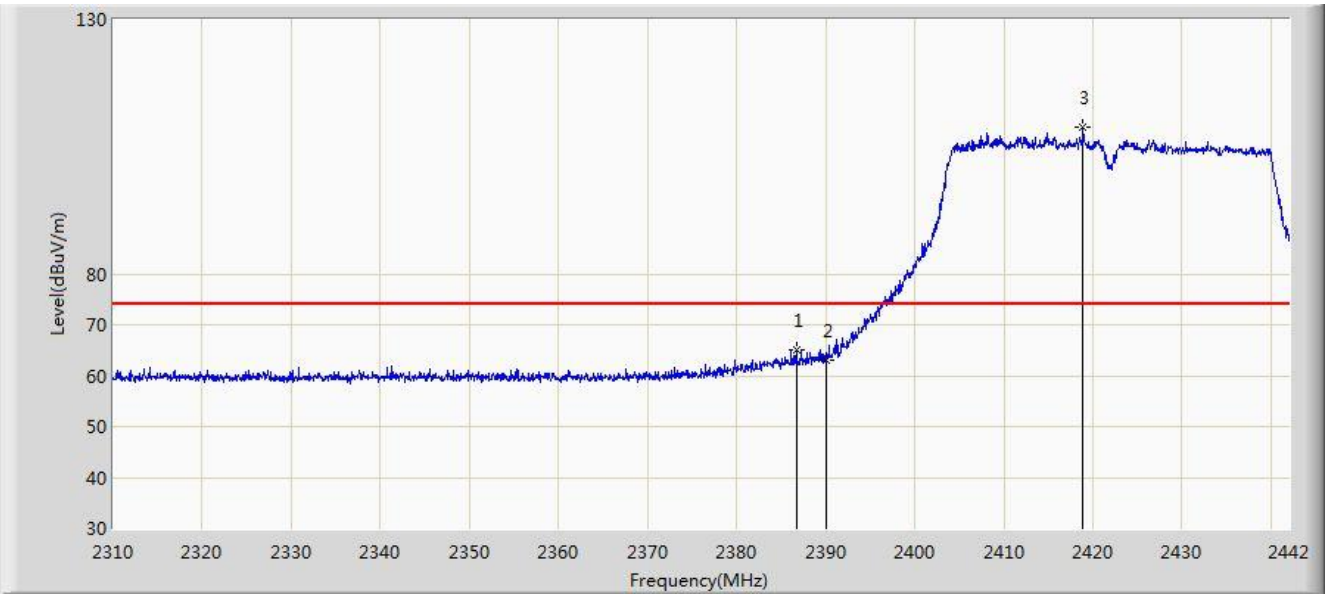

No	Flag	Mark	Frequency (MHz)	Measure Level (dBuV/m)	Reading Level (dBuV)	Margin (dB)	Limit (dBuV/m)	Factor (dB)	Type
1			2386.692	65.046	32.564	-8.954	74.000	32.481	PK
2			2390.000	63.141	30.656	-10.859	74.000	32.485	PK
3		*	2418.900	108.801	76.328	N/A	N/A	32.474	PK

Note: Measure Level (dBµV/m) = Reading Level (dBµV) + Factor (dB)

Factor (dB) = Cable Loss (dB) + Antenna Factor (dB/m)

Site: AC2	Time: 2019/11/26 - 04:54
Limit: FCC_Part15.209_RSE (3m)	Engineer: Kyrie Xie
Probe: BBHA9120D_1-18GHz	Polarity: Horizontal
EUT: OmniAccess Stellar	Power: By PoE
Test Mode: Transmit by 802.11VHT40 at Channel 2422MHz (CDD Mode) with OAW-AP1362	

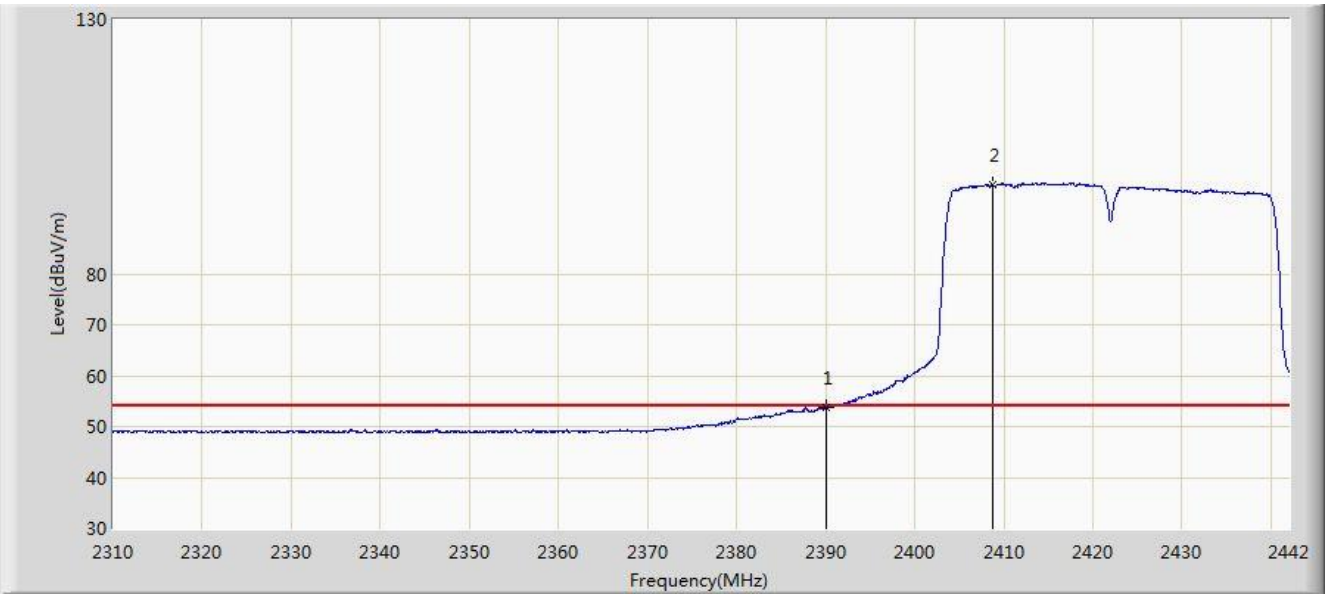

No	Flag	Mark	Frequency (MHz)	Measure Level (dBuV/m)	Reading Level (dBuV)	Margin (dB)	Limit (dBuV/m)	Factor (dB)	Type
1			2390.000	53.856	21.371	-0.144	54.000	32.485	AV
2		*	2408.670	97.638	65.104	N/A	N/A	32.534	AV

Note: Measure Level (dBµV/m) = Reading Level (dBµV) + Factor (dB)

Factor (dB) = Cable Loss (dB) + Antenna Factor (dB/m)

Site: AC2	Time: 2019/11/26 - 05:09
Limit: FCC_Part15.209_RSE (3m)	Engineer: Kyrie Xie
Probe: BBHA9120D_1-18GHz	Polarity: Vertical
EUT: OmniAccess Stellar	Power: By PoE
Test Mode: Transmit by 802.11VHT40 at Channel 2422MHz (CDD Mode) with OAW-AP1362	

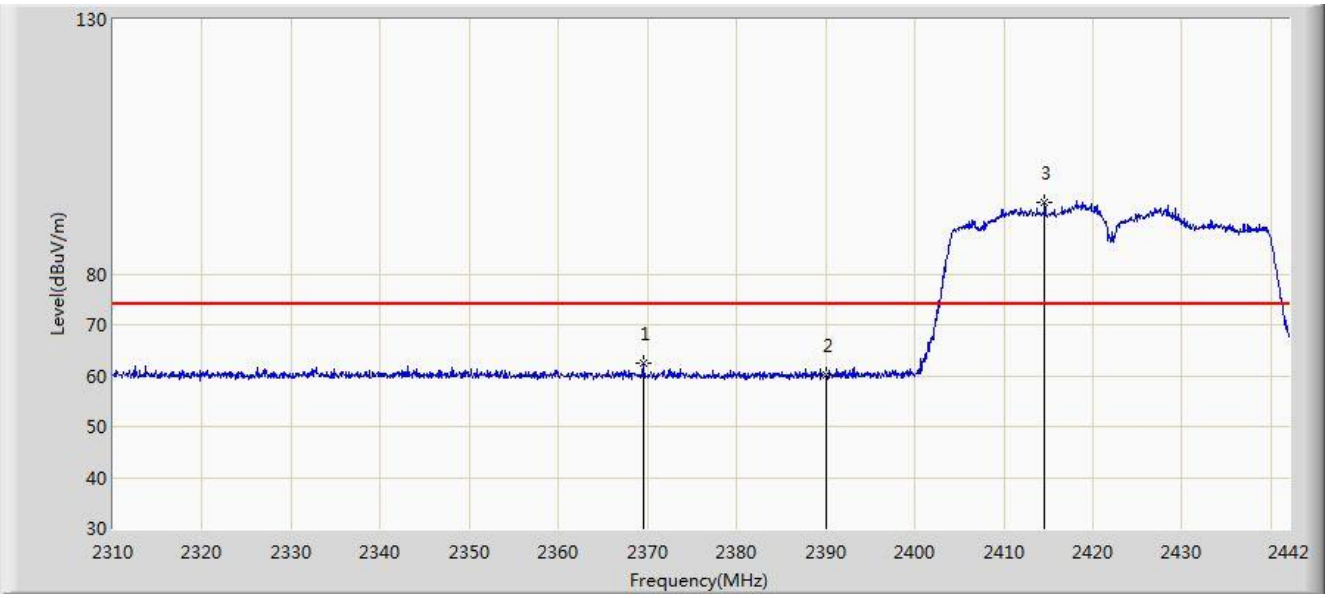

No	Flag	Mark	Frequency (MHz)	Measure Level (dBuV/m)	Reading Level (dBuV)	Margin (dB)	Limit (dBuV/m)	Factor (dB)	Type
1			2369.532	62.454	29.934	-11.546	74.000	32.520	PK
2			2390.000	60.157	27.672	-13.843	74.000	32.485	PK
3		*	2414.610	94.178	61.668	N/A	N/A	32.510	PK

Note: Measure Level (dBµV/m) = Reading Level (dBµV) + Factor (dB)

Factor (dB) = Cable Loss (dB) + Antenna Factor (dB/m)

Site: AC2	Time: 2019/11/26 - 05:14
Limit: FCC_Part15.209_RSE (3m)	Engineer: Kyrie Xie
Probe: BBHA9120D_1-18GHz	Polarity: Vertical
EUT: OmniAccess Stellar	Power: By PoE
Test Mode: Transmit by 802.11VHT40 at Channel 2422MHz (CDD Mode) with OAW-AP1362	

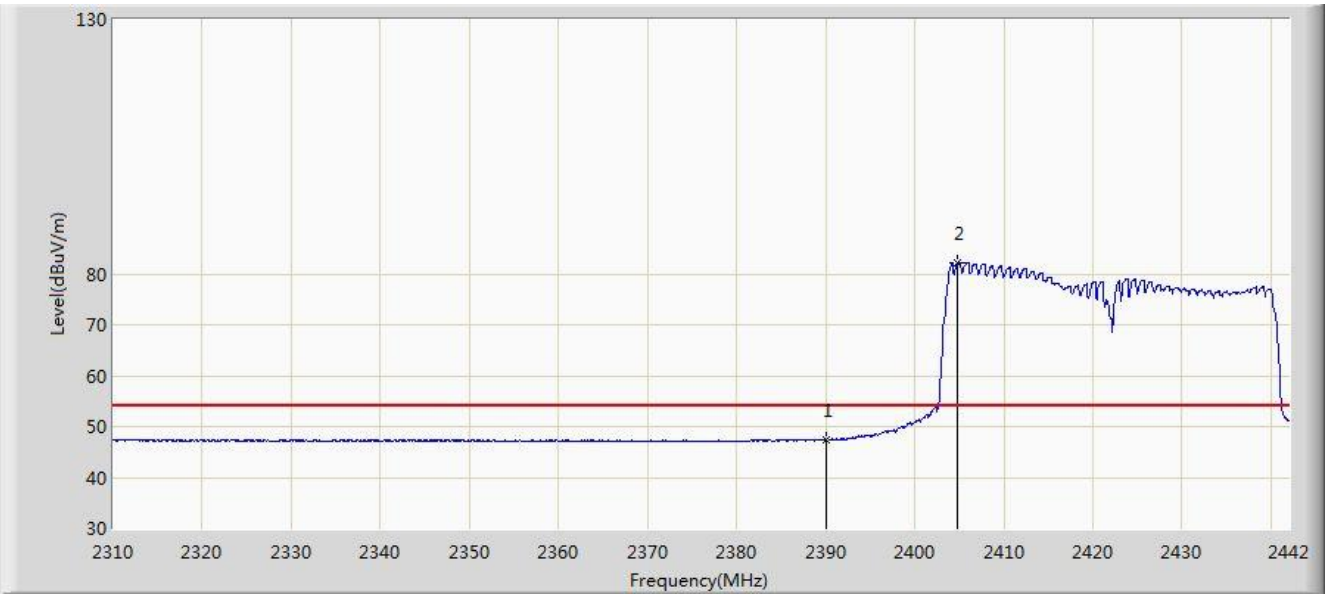

No	Flag	Mark	Frequency (MHz)	Measure Level (dBuV/m)	Reading Level (dBuV)	Margin (dB)	Limit (dBuV/m)	Factor (dB)	Type
1			2390.000	47.450	14.965	-6.550	54.000	32.485	AV
2		*	2404.842	82.130	49.608	N/A	N/A	32.522	AV

Note: Measure Level (dBµV/m) = Reading Level (dBµV) + Factor (dB)

Factor (dB) = Cable Loss (dB) + Antenna Factor (dB/m)

Site: AC2	Time: 2019/11/26 - 05:33
Limit: FCC_Part15.209_RSE (3m)	Engineer: Kyrie Xie
Probe: BBHA9120D_1-18GHz	Polarity: Horizontal
EUT: OmniAccess Stellar	Power: By PoE
Test Mode: Transmit by 802.11VHT40 at Channel 2452MHz (CDD Mode) with OAW-AP1362	

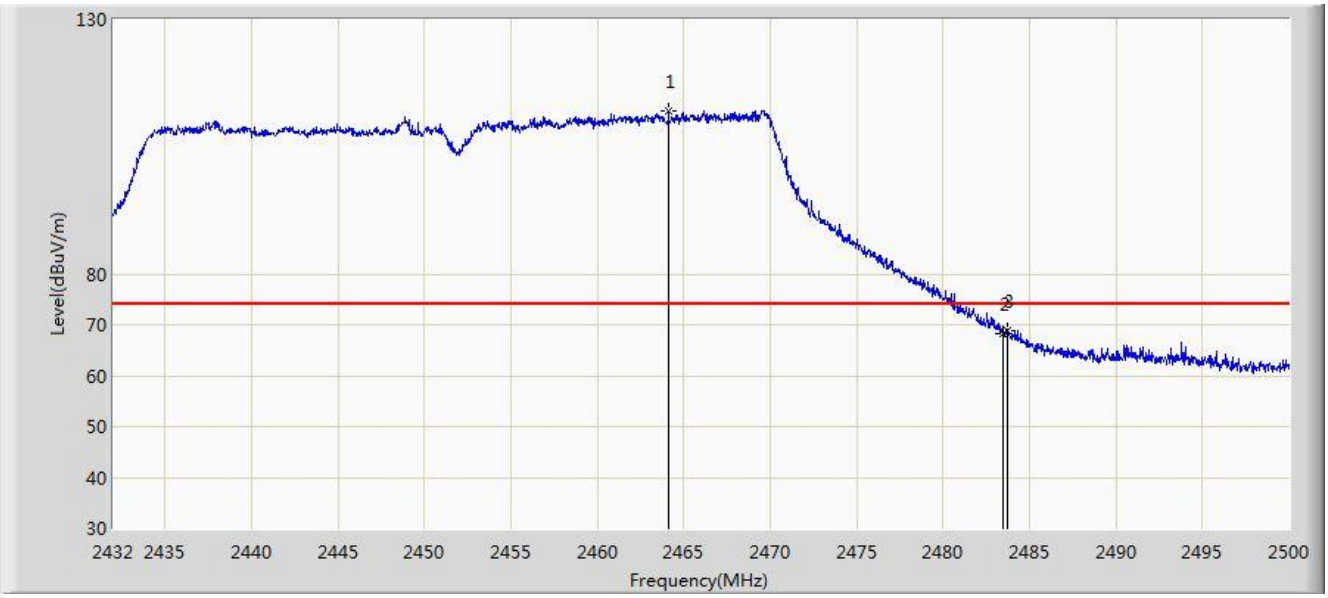

No	Flag	Mark	Frequency (MHz)	Measure Level (dBuV/m)	Reading Level (dBuV)	Margin (dB)	Limit (dBuV/m)	Factor (dB)	Type
1		*	2464.130	112.037	79.711	N/A	N/A	32.326	PK
2			2483.500	68.225	35.850	-5.775	74.000	32.375	PK
3			2483.714	68.796	36.422	-5.204	74.000	32.374	PK

Note: Measure Level (dBµV/m) = Reading Level (dBµV) + Factor (dB)

Factor (dB) = Cable Loss (dB) + Antenna Factor (dB/m)

Site: AC2	Time: 2019/11/26 - 05:31
Limit: FCC_Part15.209_RSE (3m)	Engineer: Kyrie Xie
Probe: BBHA9120D_1-18GHz	Polarity: Horizontal
EUT: OmniAccess Stellar	Power: By PoE
Test Mode: Transmit by 802.11VHT40 at Channel 2452MHz (CDD Mode) with OAW-AP1362	

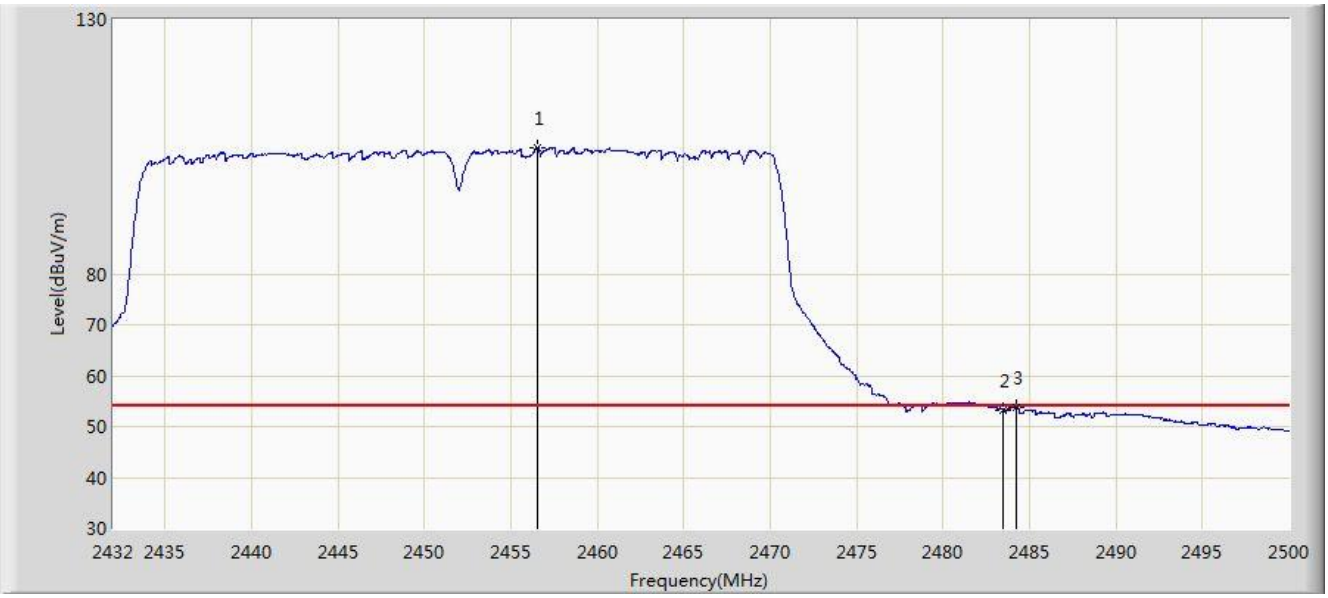

No	Flag	Mark	Frequency (MHz)	Measure Level (dBuV/m)	Reading Level (dBuV)	Margin (dB)	Limit (dBuV/m)	Factor (dB)	Type
1		*	2456.514	104.696	72.375	N/A	N/A	32.321	AV
2			2483.500	53.303	20.928	-0.697	54.000	32.375	AV
3			2484.224	53.819	21.446	-0.181	54.000	32.373	AV

Note: Measure Level (dBµV/m) = Reading Level (dBµV) + Factor (dB)

Factor (dB) = Cable Loss (dB) + Antenna Factor (dB/m)

Site: AC2	Time: 2019/11/26 - 05:36
Limit: FCC_Part15.209_RSE (3m)	Engineer: Kyrie Xie
Probe: BBHA9120D_1-18GHz	Polarity: Vertical
EUT: OmniAccess Stellar	Power: By PoE
Test Mode: Transmit by 802.11VHT40 at Channel 2452MHz (CDD Mode) with OAW-AP1362	

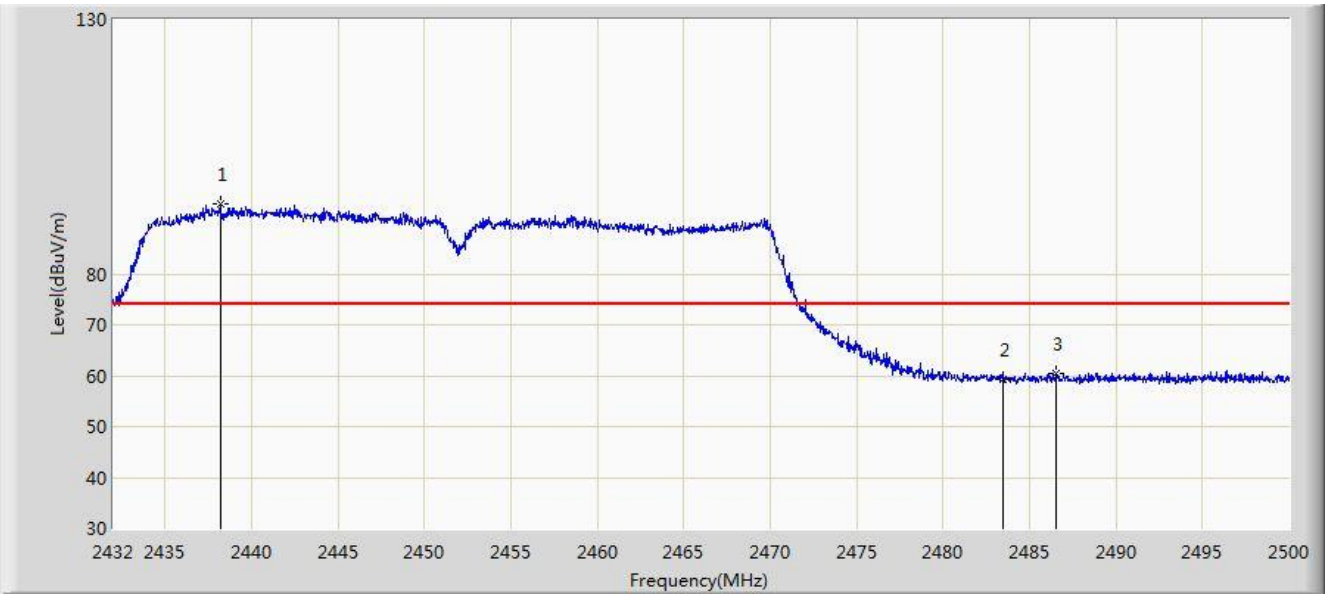

No	Flag	Mark	Frequency (MHz)	Measure Level (dBuV/m)	Reading Level (dBuV)	Margin (dB)	Limit (dBuV/m)	Factor (dB)	Type
1		*	2438.188	93.832	61.477	N/A	N/A	32.355	PK
2			2483.500	59.142	26.767	-14.858	74.000	32.375	PK
3			2486.570	60.541	28.173	-13.459	74.000	32.368	PK

Note: Measure Level (dBµV/m) = Reading Level (dBµV) + Factor (dB)

Factor (dB) = Cable Loss (dB) + Antenna Factor (dB/m)

Site: AC2	Time: 2019/11/26 - 05:39
Limit: FCC_Part15.209_RSE (3m)	Engineer: Kyrie Xie
Probe: BBHA9120D_1-18GHz	Polarity: Vertical
EUT: OmniAccess Stellar	Power: By PoE
Test Mode: Transmit by 802.11VHT40 at Channel 2452MHz (CDD Mode) with OAW-AP1362	

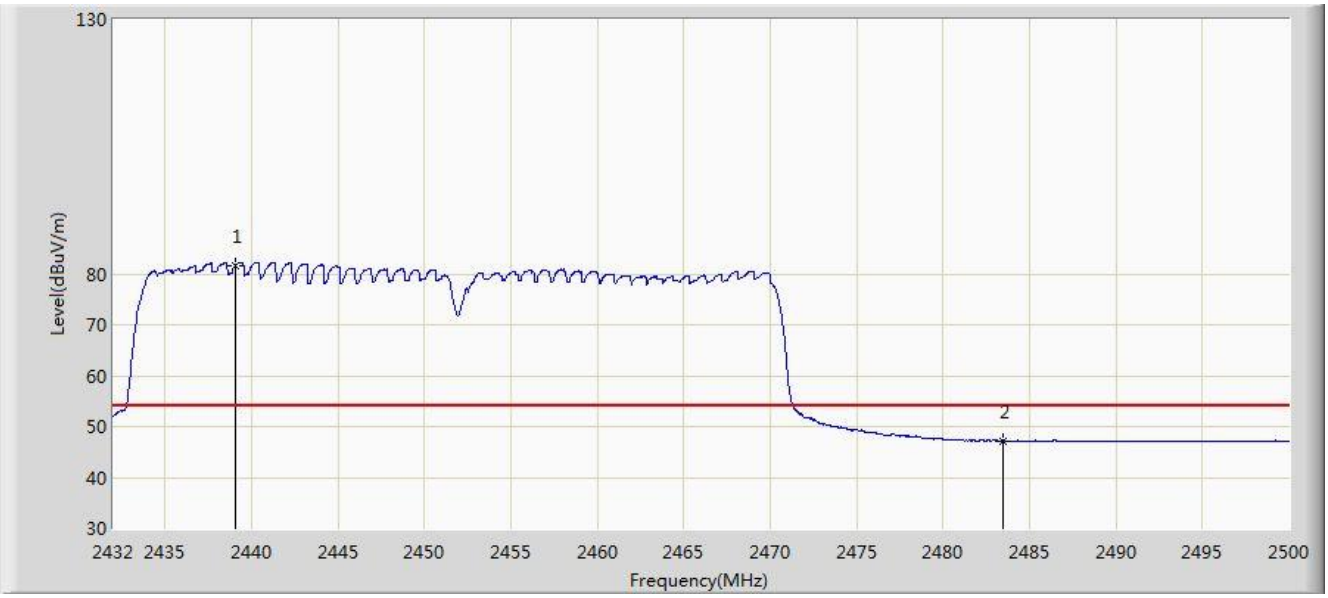

No	Flag	Mark	Frequency (MHz)	Measure Level (dBuV/m)	Reading Level (dBuV)	Margin (dB)	Limit (dBuV/m)	Factor (dB)	Type
1		*	2439.038	81.687	49.336	N/A	N/A	32.351	AV
2			2483.500	47.225	14.850	-6.775	54.000	32.375	AV

Note: Measure Level (dBµV/m) = Reading Level (dBµV) + Factor (dB)

Factor (dB) = Cable Loss (dB) + Antenna Factor (dB/m)

Site: AC2	Time: 2019/11/26 - 06:29
Limit: FCC_Part15.209_RSE (3m)	Engineer: Kyrie Xie
Probe: BBHA9120D_1-18GHz	Polarity: Horizontal
EUT: OmniAccess Stellar	Power: By PoE
Test Mode: Transmit by 802.11ax-HE20 at Channel 2412MHz (CDD Mode) with OAW-AP1362	

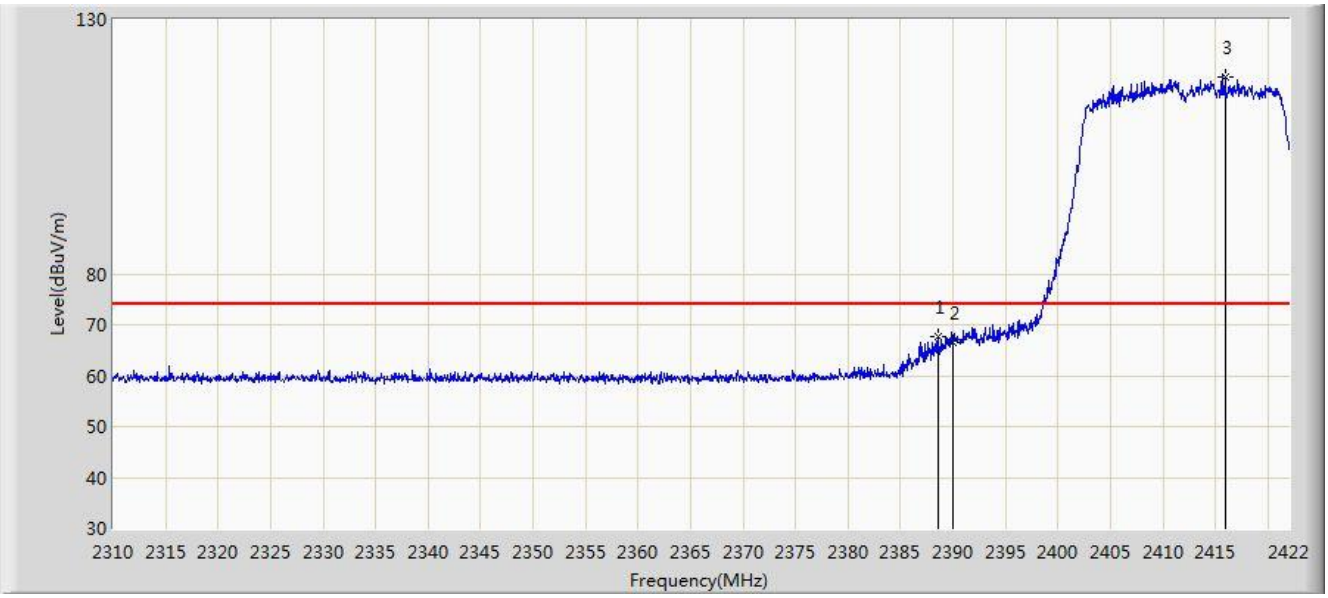

No	Flag	Mark	Frequency (MHz)	Measure Level (dBuV/m)	Reading Level (dBuV)	Margin (dB)	Limit (dBuV/m)	Factor (dB)	Type
1			2388.568	67.585	35.101	-6.415	74.000	32.484	PK
2			2390.000	66.433	33.948	-7.567	74.000	32.485	PK
3		*	2415.896	118.828	86.329	N/A	N/A	32.499	PK

Note: Measure Level (dBµV/m) = Reading Level (dBµV) + Factor (dB)

Factor (dB) = Cable Loss (dB) + Antenna Factor (dB/m)

Site: AC2	Time: 2019/11/26 - 06:27
Limit: FCC_Part15.209_RSE (3m)	Engineer: Kyrie Xie
Probe: BBHA9120D_1-18GHz	Polarity: Horizontal
EUT: OmniAccess Stellar	Power: By PoE
Test Mode: Transmit by 802.11ax-HE20 at Channel 2412MHz (CDD Mode) with OAW-AP1362	

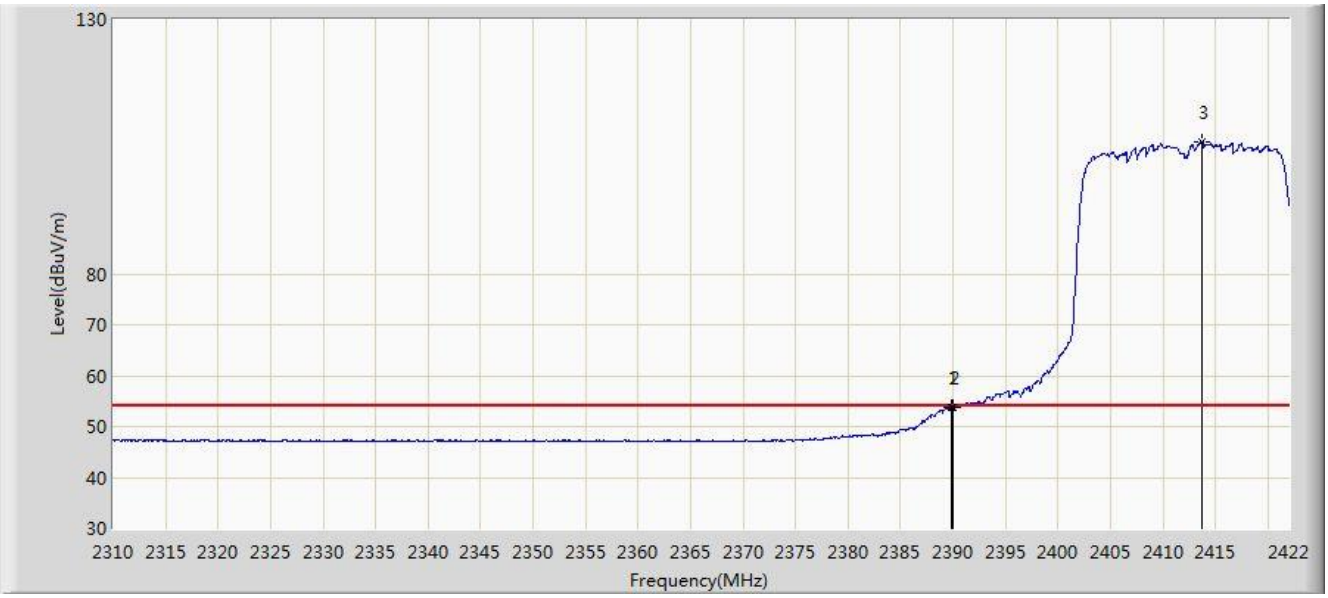

No	Flag	Mark	Frequency (MHz)	Measure Level (dBuV/m)	Reading Level (dBuV)	Margin (dB)	Limit (dBuV/m)	Factor (dB)	Type
1			2389.912	53.797	21.312	-0.203	54.000	32.485	AV
2			2390.000	53.714	21.229	-0.286	54.000	32.485	AV
3		*	2413.656	105.956	73.438	N/A	N/A	32.518	AV

Note: Measure Level (dBµV/m) = Reading Level (dBµV) + Factor (dB)

Factor (dB) = Cable Loss (dB) + Antenna Factor (dB/m)

Site: AC2	Time: 2019/11/26 - 06:30
Limit: FCC_Part15.209_RSE (3m)	Engineer: Kyrie Xie
Probe: BBHA9120D_1-18GHz	Polarity: Vertical
EUT: OmniAccess Stellar	Power: By PoE
Test Mode: Transmit by 802.11ax-HE20 at Channel 2412MHz (CDD Mode) with OAW-AP1362	

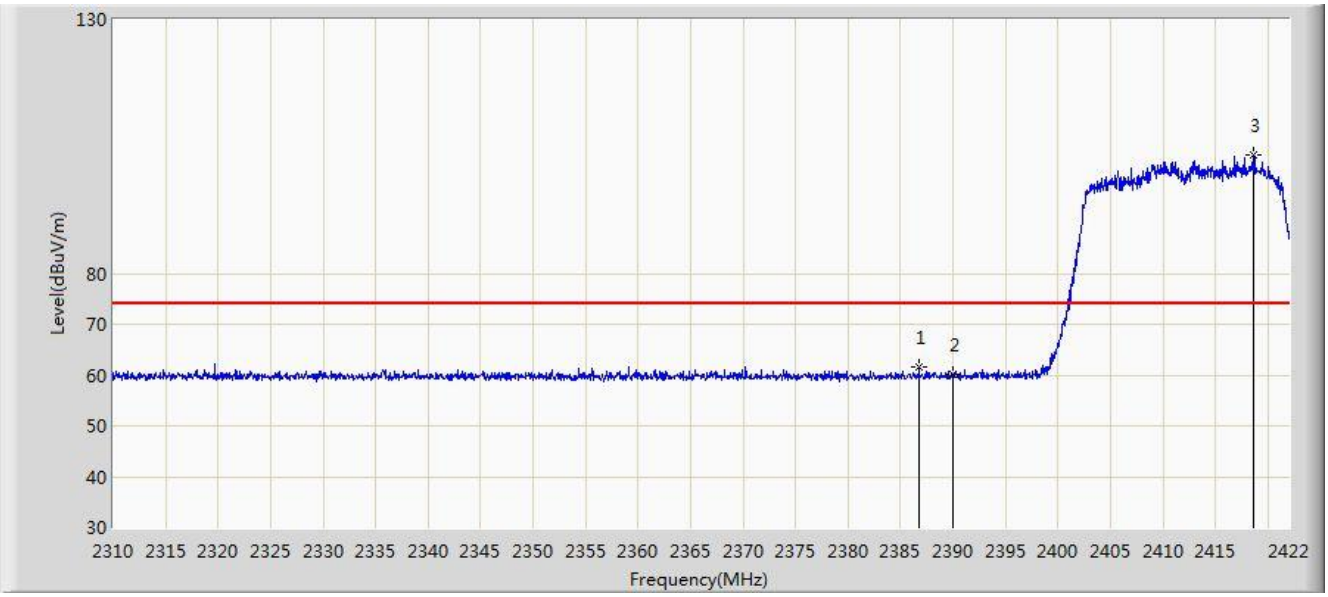

No	Flag	Mark	Frequency (MHz)	Measure Level (dBuV/m)	Reading Level (dBuV)	Margin (dB)	Limit (dBuV/m)	Factor (dB)	Type
1			2386.776	61.544	29.062	-12.456	74.000	32.481	PK
2			2390.000	60.016	27.531	-13.984	74.000	32.485	PK
3		*	2418.584	103.409	70.933	N/A	N/A	32.476	PK

Note: Measure Level (dBµV/m) = Reading Level (dBµV) + Factor (dB)

Factor (dB) = Cable Loss (dB) + Antenna Factor (dB/m)

Site: AC2	Time: 2019/11/26 - 06:32
Limit: FCC_Part15.209_RSE (3m)	Engineer: Kyrie Xie
Probe: BBHA9120D_1-18GHz	Polarity: Vertical
EUT: OmniAccess Stellar	Power: By PoE
Test Mode: Transmit by 802.11ax-HE20 at Channel 2412MHz (CDD Mode) with OAW-AP1362	

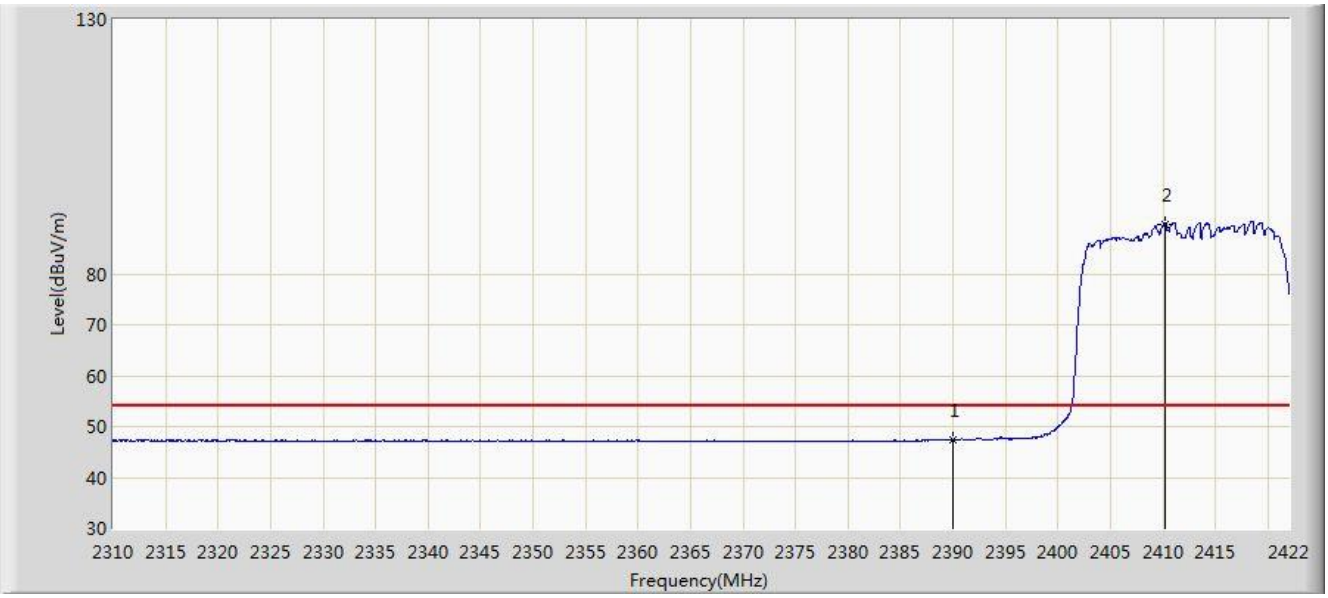

No	Flag	Mark	Frequency (MHz)	Measure Level (dBuV/m)	Reading Level (dBuV)	Margin (dB)	Limit (dBuV/m)	Factor (dB)	Type
1			2390.000	47.505	15.020	-6.495	54.000	32.485	AV
2		*	2410.184	89.829	57.290	N/A	N/A	32.539	AV

Note: Measure Level (dBµV/m) = Reading Level (dBµV) + Factor (dB)

Factor (dB) = Cable Loss (dB) + Antenna Factor (dB/m)

Site: AC2	Time: 2019/11/26 - 06:55
Limit: FCC_Part15.209_RSE (3m)	Engineer: Kyrie Xie
Probe: BBHA9120D_1-18GHz	Polarity: Horizontal
EUT: OmniAccess Stellar	Power: By PoE
Test Mode: Transmit by 802.11ax-HE20 at Channel 2462MHz (CDD Mode) with OAW-AP1362	

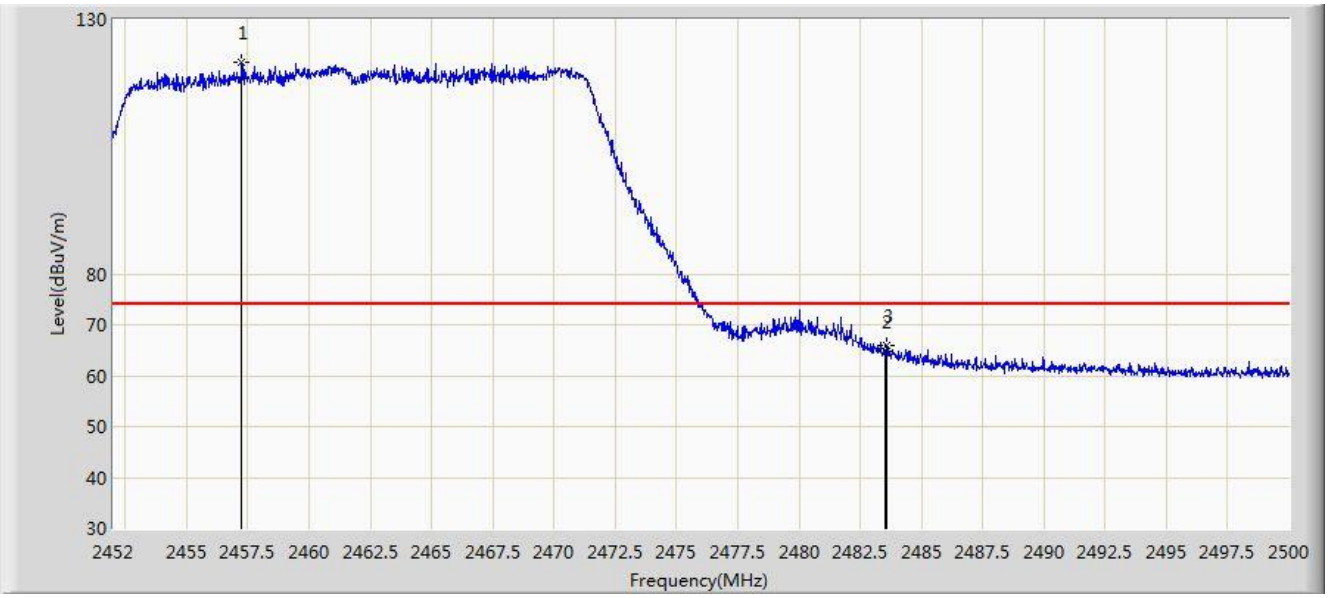

No	Flag	Mark	Frequency (MHz)	Measure Level (dBuV/m)	Reading Level (dBuV)	Margin (dB)	Limit (dBuV/m)	Factor (dB)	Type
1		*	2457.232	121.494	89.173	N/A	N/A	32.321	PK
2			2483.500	64.850	32.475	-9.150	74.000	32.375	PK
3			2483.560	65.881	33.506	-8.119	74.000	32.375	PK

Note: Measure Level (dBµV/m) = Reading Level (dBµV) + Factor (dB)

Factor (dB) = Cable Loss (dB) + Antenna Factor (dB/m)

Site: AC2	Time: 2019/11/26 - 06:54
Limit: FCC_Part15.209_RSE (3m)	Engineer: Kyrie Xie
Probe: BBHA9120D_1-18GHz	Polarity: Horizontal
EUT: OmniAccess Stellar	Power: By PoE
Test Mode: Transmit by 802.11ax-HE20 at Channel 2462MHz (CDD Mode) with OAW-AP1362	

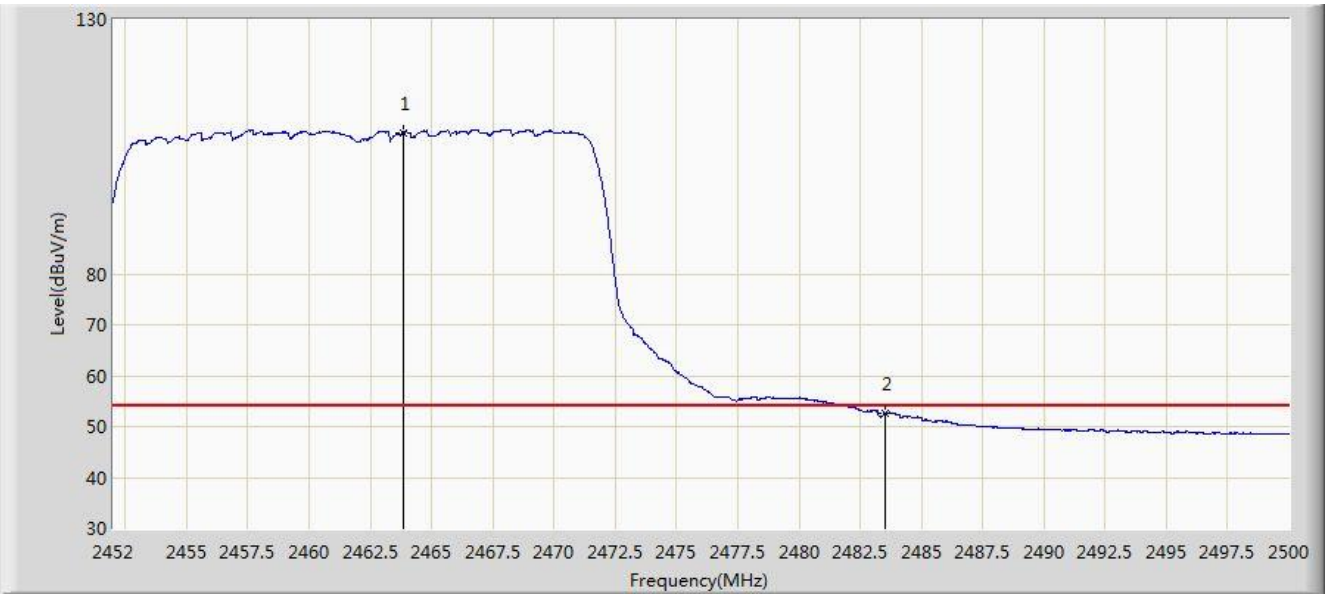

No	Flag	Mark	Frequency (MHz)	Measure Level (dBuV/m)	Reading Level (dBuV)	Margin (dB)	Limit (dBuV/m)	Factor (dB)	Type
1		*	2463.832	107.824	75.499	N/A	N/A	32.325	AV
2			2483.500	52.557	20.182	-1.443	54.000	32.375	AV

Note: Measure Level (dBµV/m) = Reading Level (dBµV) + Factor (dB)

Factor (dB) = Cable Loss (dB) + Antenna Factor (dB/m)

Site: AC2	Time: 2019/11/26 - 06:57
Limit: FCC_Part15.209_RSE (3m)	Engineer: Kyrie Xie
Probe: BBHA9120D_1-18GHz	Polarity: Vertical
EUT: OmniAccess Stellar	Power: By PoE
Test Mode: Transmit by 802.11ax-HE20 at Channel 2462MHz (CDD Mode) with OAW-AP1362	

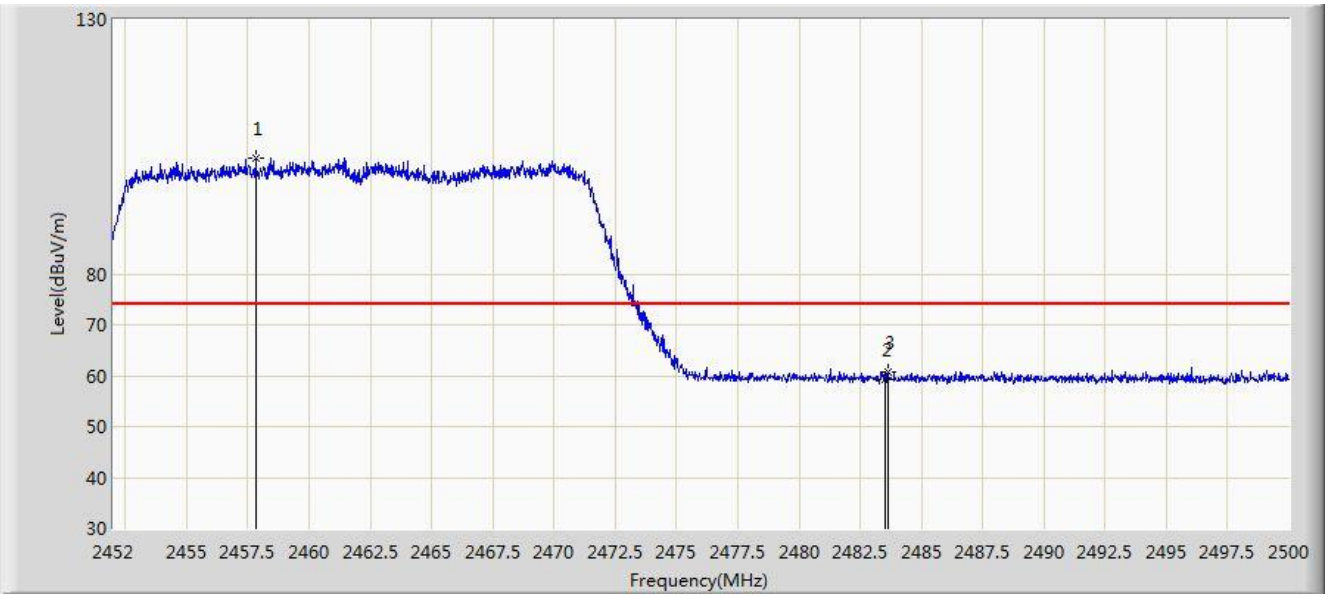

No	Flag	Mark	Frequency (MHz)	Measure Level (dBuV/m)	Reading Level (dBuV)	Margin (dB)	Limit (dBuV/m)	Factor (dB)	Type
1		*	2457.832	102.689	70.369	N/A	N/A	32.320	PK
2			2483.500	59.325	26.950	-14.675	74.000	32.375	PK
3			2483.632	60.800	28.426	-13.200	74.000	32.374	PK

Note: Measure Level (dBµV/m) = Reading Level (dBµV) + Factor (dB)

Factor (dB) = Cable Loss (dB) + Antenna Factor (dB/m)

Site: AC2	Time: 2019/11/26 - 06:58
Limit: FCC_Part15.209_RSE (3m)	Engineer: Kyrie Xie
Probe: BBHA9120D_1-18GHz	Polarity: Vertical
EUT: OmniAccess Stellar	Power: By PoE
Test Mode: Transmit by 802.11ax-HE20 at Channel 2462MHz (CDD Mode) with OAW-AP1362	

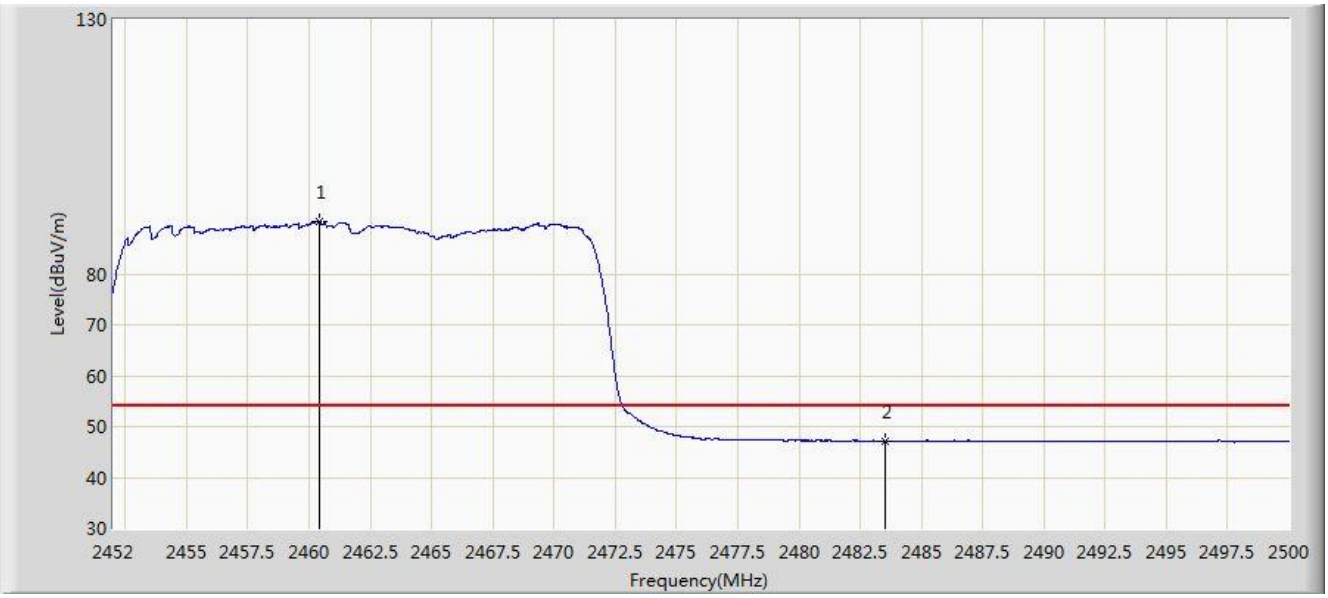

No	Flag	Mark	Frequency (MHz)	Measure Level (dBuV/m)	Reading Level (dBuV)	Margin (dB)	Limit (dBuV/m)	Factor (dB)	Type
1		*	2460.424	90.417	58.098	N/A	N/A	32.319	AV
2			2483.500	47.108	14.733	-6.892	54.000	32.375	AV

Note: Measure Level (dBµV/m) = Reading Level (dBµV) + Factor (dB)

Factor (dB) = Cable Loss (dB) + Antenna Factor (dB/m)

Site: AC2	Time: 2019/11/26 - 07:09
Limit: FCC_Part15.209_RSE (3m)	Engineer: Kyrie Xie
Probe: BBHA9120D_1-18GHz	Polarity: Horizontal
EUT: OmniAccess Stellar	Power: By PoE
Test Mode: Transmit by 802.11ax-HE40 at Channel 2422MHz (CDD Mode) with OAW-AP1362	

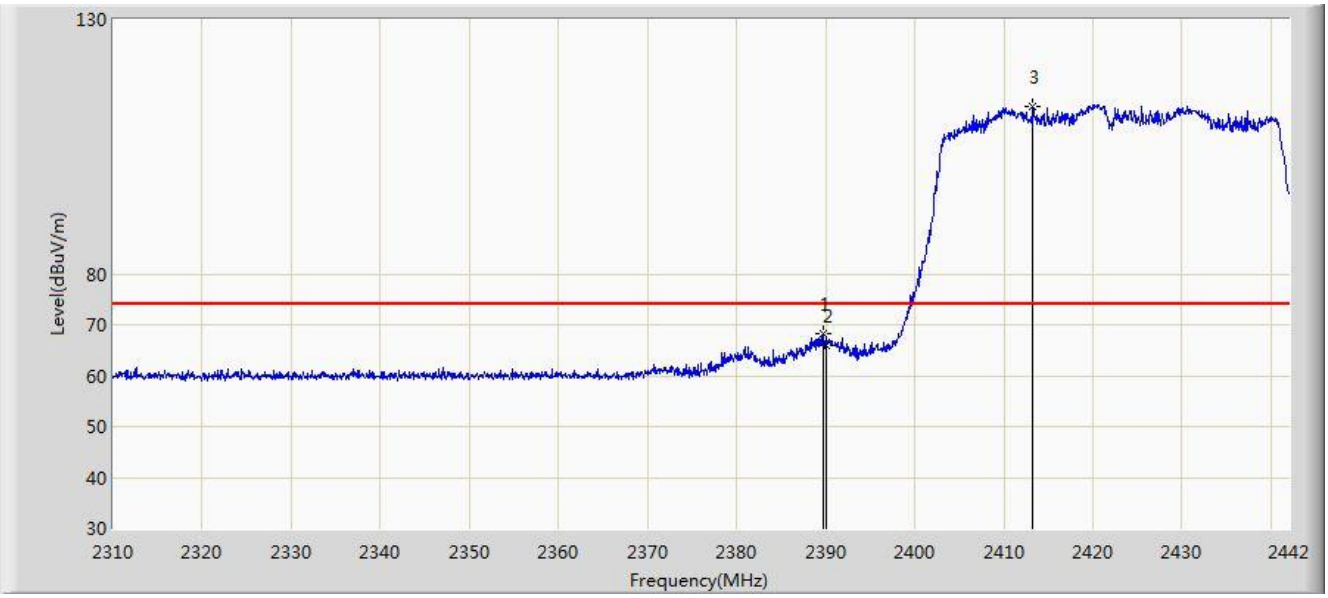

No	Flag	Mark	Frequency (MHz)	Measure Level (dBuV/m)	Reading Level (dBuV)	Margin (dB)	Limit (dBuV/m)	Factor (dB)	Type
1			2389.662	68.241	35.756	-5.759	74.000	32.485	PK
2			2390.000	65.950	33.465	-8.050	74.000	32.485	PK
3		*	2413.290	112.858	80.337	N/A	N/A	32.522	PK

Note: Measure Level (dBµV/m) = Reading Level (dBµV) + Factor (dB)

Factor (dB) = Cable Loss (dB) + Antenna Factor (dB/m)

Site: AC2	Time: 2019/11/26 - 07:05
Limit: FCC_Part15.209_RSE (3m)	Engineer: Kyrie Xie
Probe: BBHA9120D_1-18GHz	Polarity: Horizontal
EUT: OmniAccess Stellar	Power: By PoE
Test Mode: Transmit by 802.11ax-HE40 at Channel 2422MHz (CDD Mode) with OAW-AP1362	

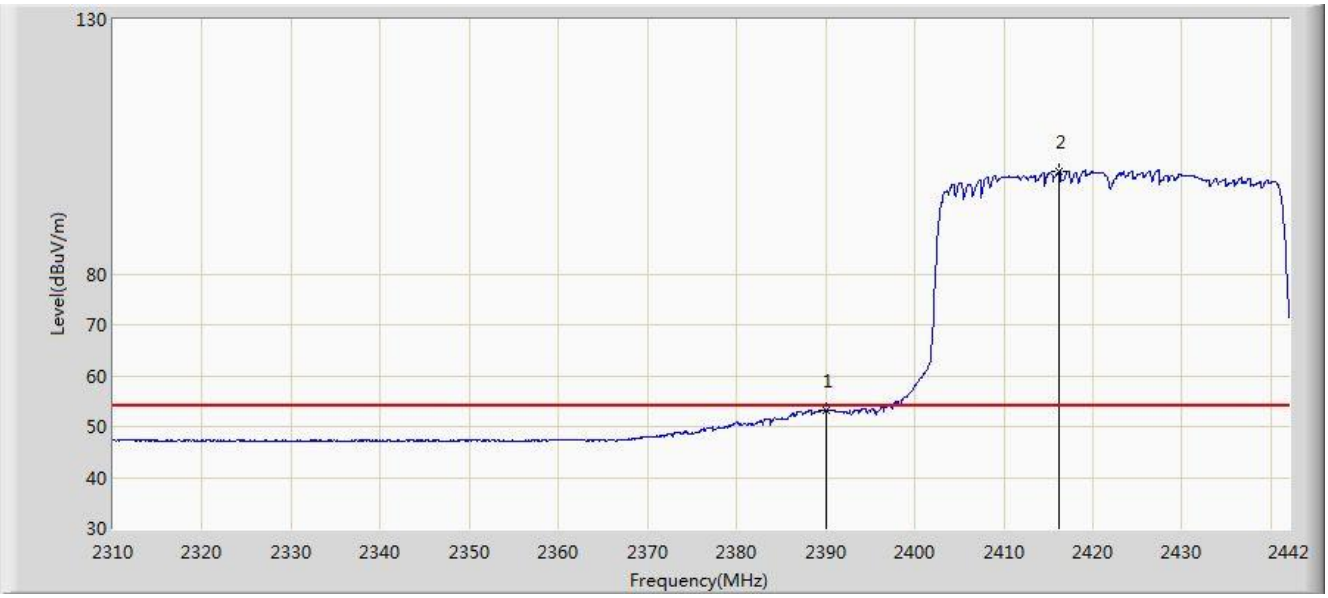

No	Flag	Mark	Frequency (MHz)	Measure Level (dBuV/m)	Reading Level (dBuV)	Margin (dB)	Limit (dBuV/m)	Factor (dB)	Type
1			2390.000	53.272	20.787	-0.728	54.000	32.485	AV
2		*	2416.128	100.068	67.571	N/A	N/A	32.497	AV

Note: Measure Level (dBμV/m) = Reading Level (dBμV) + Factor (dB)

Factor (dB) = Cable Loss (dB) + Antenna Factor (dB/m)

Site: AC2	Time: 2019/11/26 - 07:12
Limit: FCC_Part15.209_RSE (3m)	Engineer: Kyrie Xie
Probe: BBHA9120D_1-18GHz	Polarity: Vertical
EUT: OmniAccess Stellar	Power: By PoE
Test Mode: Transmit by 802.11ax-HE40 at Channel 2422MHz (CDD Mode) with OAW-AP1362	

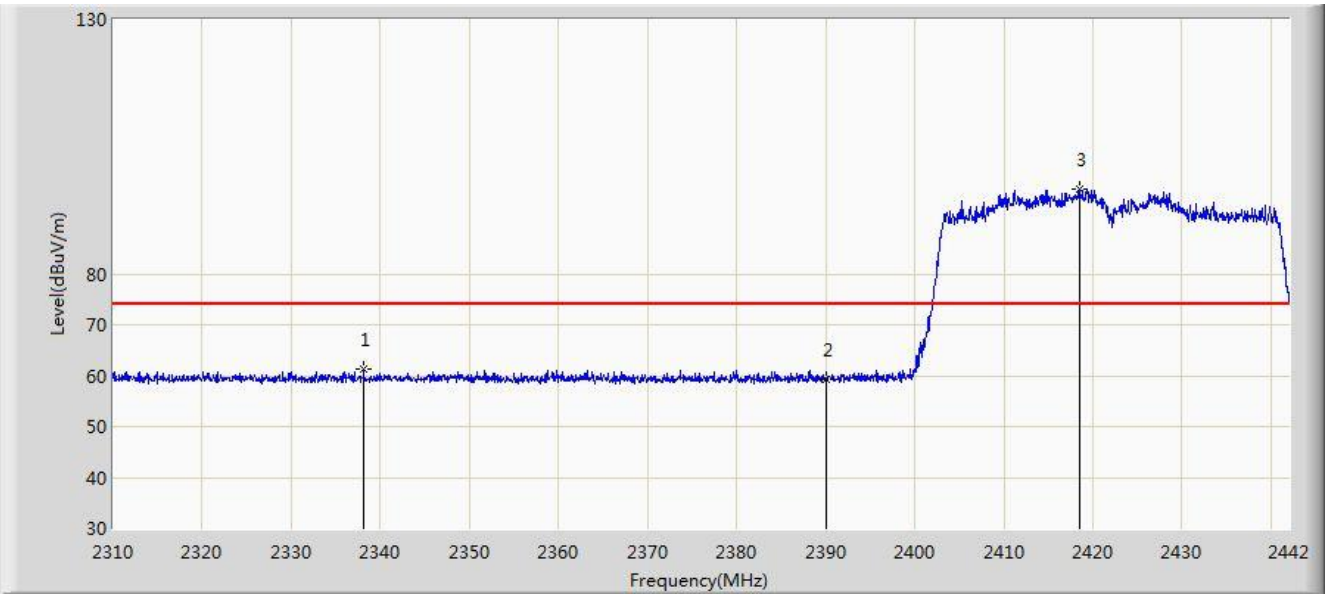

No	Flag	Mark	Frequency (MHz)	Measure Level (dBuV/m)	Reading Level (dBuV)	Margin (dB)	Limit (dBuV/m)	Factor (dB)	Type
1			2338.116	61.221	28.608	-12.779	74.000	32.613	PK
2			2390.000	59.408	26.923	-14.592	74.000	32.485	PK
3		*	2418.438	96.772	64.295	N/A	N/A	32.477	PK

Note: Measure Level (dBµV/m) = Reading Level (dBµV) + Factor (dB)

Factor (dB) = Cable Loss (dB) + Antenna Factor (dB/m)

Site: AC2	Time: 2019/11/26 - 07:14
Limit: FCC_Part15.209_RSE (3m)	Engineer: Kyrie Xie
Probe: BBHA9120D_1-18GHz	Polarity: Vertical
EUT: OmniAccess Stellar	Power: By PoE
Test Mode: Transmit by 802.11ax-HE40 at Channel 2422MHz (CDD Mode) with OAW-AP1362	

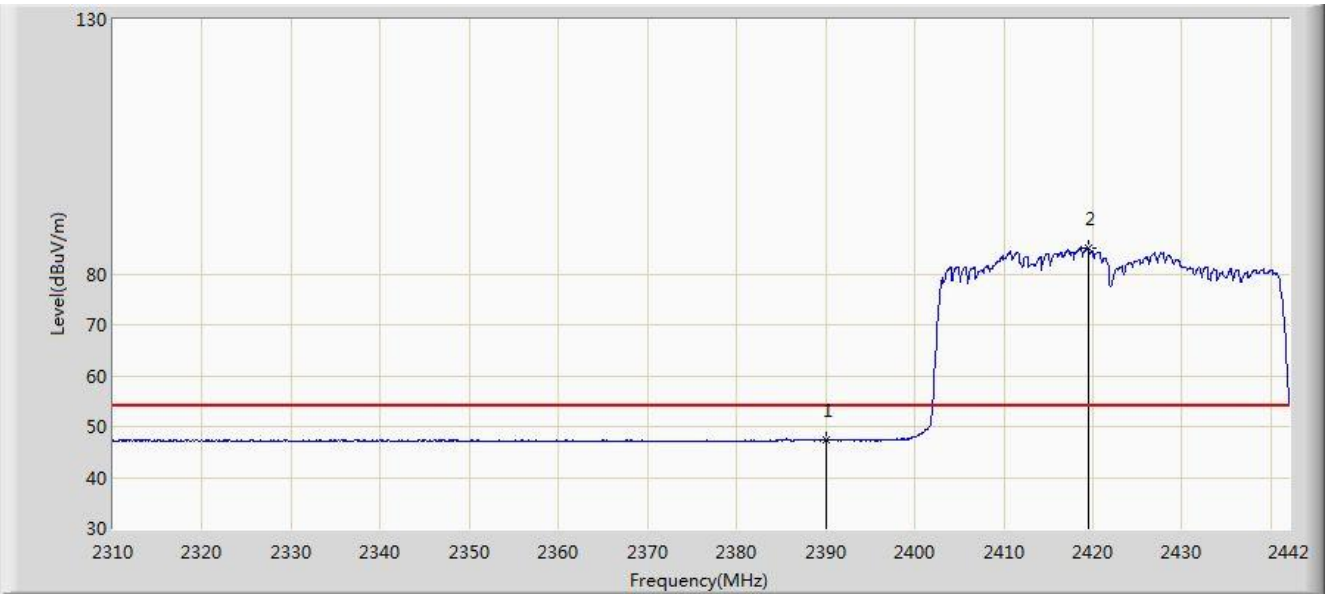

No	Flag	Mark	Frequency (MHz)	Measure Level (dBuV/m)	Reading Level (dBuV)	Margin (dB)	Limit (dBuV/m)	Factor (dB)	Type
1			2390.000	47.302	14.817	-6.698	54.000	32.485	AV
2		*	2419.560	85.137	52.670	N/A	N/A	32.467	AV

Note: Measure Level (dBμV/m) = Reading Level (dBμV) + Factor (dB)

Factor (dB) = Cable Loss (dB) + Antenna Factor (dB/m)

Site: AC2	Time: 2019/11/26 - 07:22
Limit: FCC_Part15.209_RSE (3m)	Engineer: Kyrie Xie
Probe: BBHA9120D_1-18GHz	Polarity: Horizontal
EUT: OmniAccess Stellar	Power: By PoE
Test Mode: Transmit by 802.11ax-HE40 at Channel 2452MHz (CDD Mode) with OAW-AP1362	

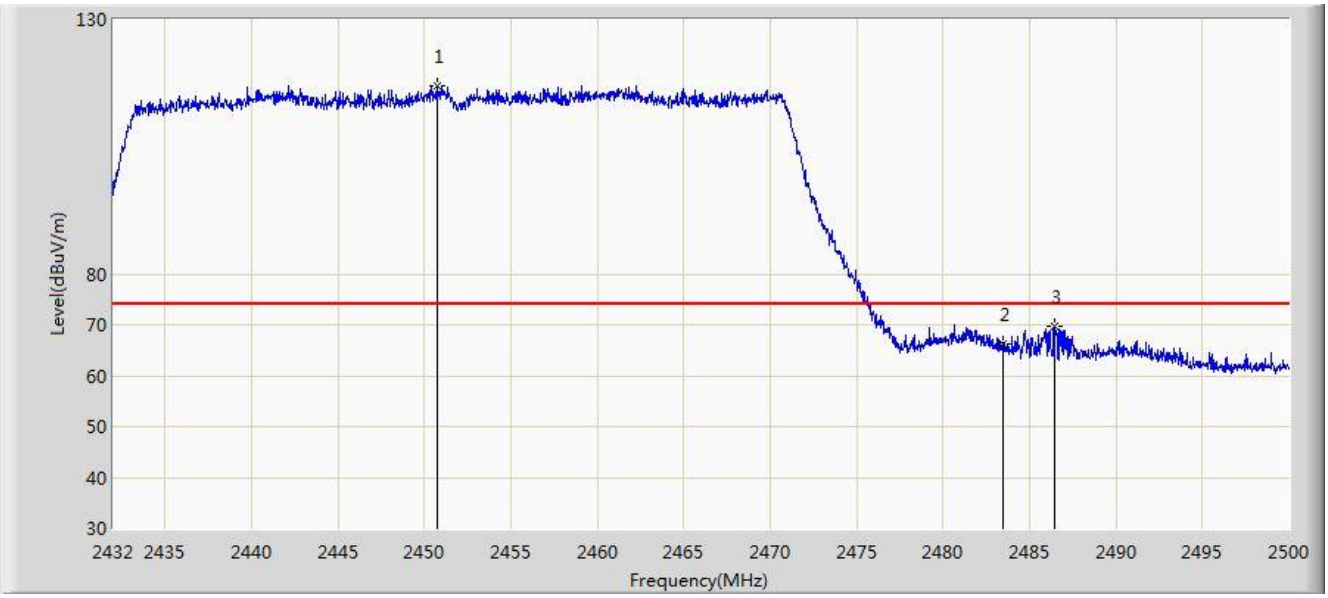

No	Flag	Mark	Frequency (MHz)	Measure Level (dBuV/m)	Reading Level (dBuV)	Margin (dB)	Limit (dBuV/m)	Factor (dB)	Type
1		*	2450.768	117.080	84.755	N/A	N/A	32.325	PK
2			2483.500	66.193	33.818	-7.807	74.000	32.375	PK
3			2486.468	69.780	37.412	-4.220	74.000	32.368	PK

Note: Measure Level (dBµV/m) = Reading Level (dBµV) + Factor (dB)

Factor (dB) = Cable Loss (dB) + Antenna Factor (dB/m)

Site: AC2	Time: 2019/11/26 - 07:20
Limit: FCC_Part15.209_RSE (3m)	Engineer: Kyrie Xie
Probe: BBHA9120D_1-18GHz	Polarity: Horizontal
EUT: OmniAccess Stellar	Power: By PoE
Test Mode: Transmit by 802.11ax-HE40 at Channel 2452MHz (CDD Mode) with OAW-AP1362	

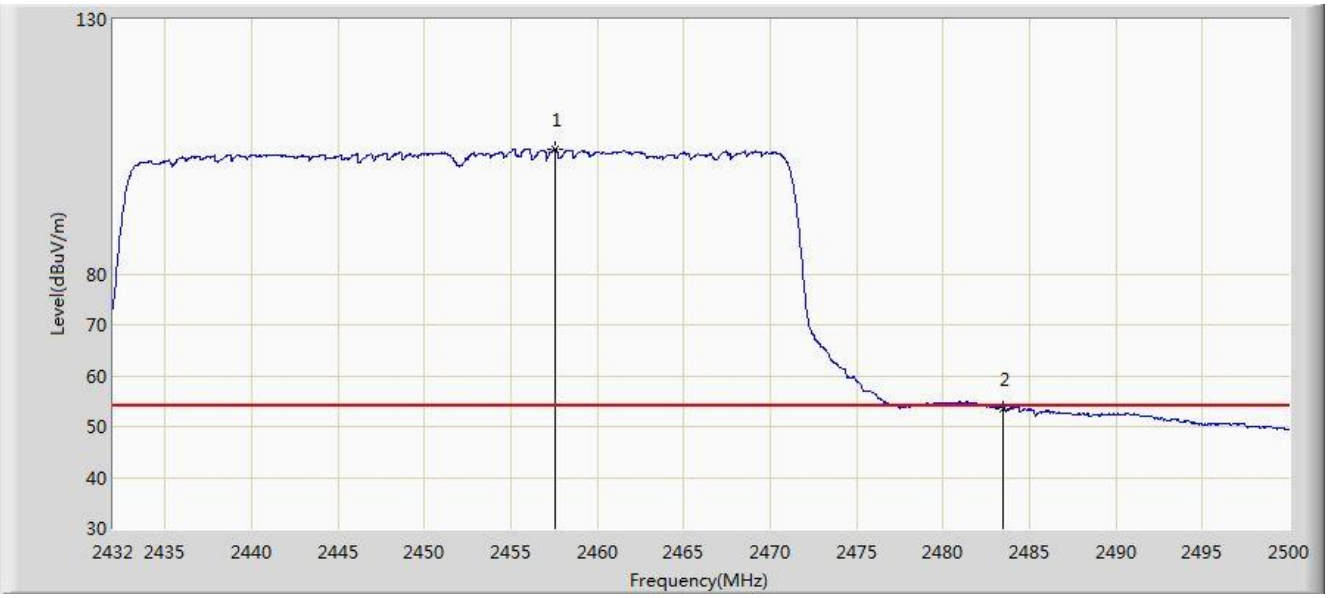

No	Flag	Mark	Frequency (MHz)	Measure Level (dBuV/m)	Reading Level (dBuV)	Margin (dB)	Limit (dBuV/m)	Factor (dB)	Type
1		*	2457.602	104.423	72.102	N/A	N/A	32.321	AV
2			2483.500	53.436	21.061	-0.564	54.000	32.375	AV

Note: Measure Level (dBµV/m) = Reading Level (dBµV) + Factor (dB)

Factor (dB) = Cable Loss (dB) + Antenna Factor (dB/m)

Site: AC2	Time: 2019/11/26 - 07:23
Limit: FCC_Part15.209_RSE (3m)	Engineer: Kyrie Xie
Probe: BBHA9120D_1-18GHz	Polarity: Vertical
EUT: OmniAccess Stellar	Power: By PoE
Test Mode: Transmit by 802.11ax-HE40 at Channel 2452MHz (CDD Mode) with OAW-AP1362	

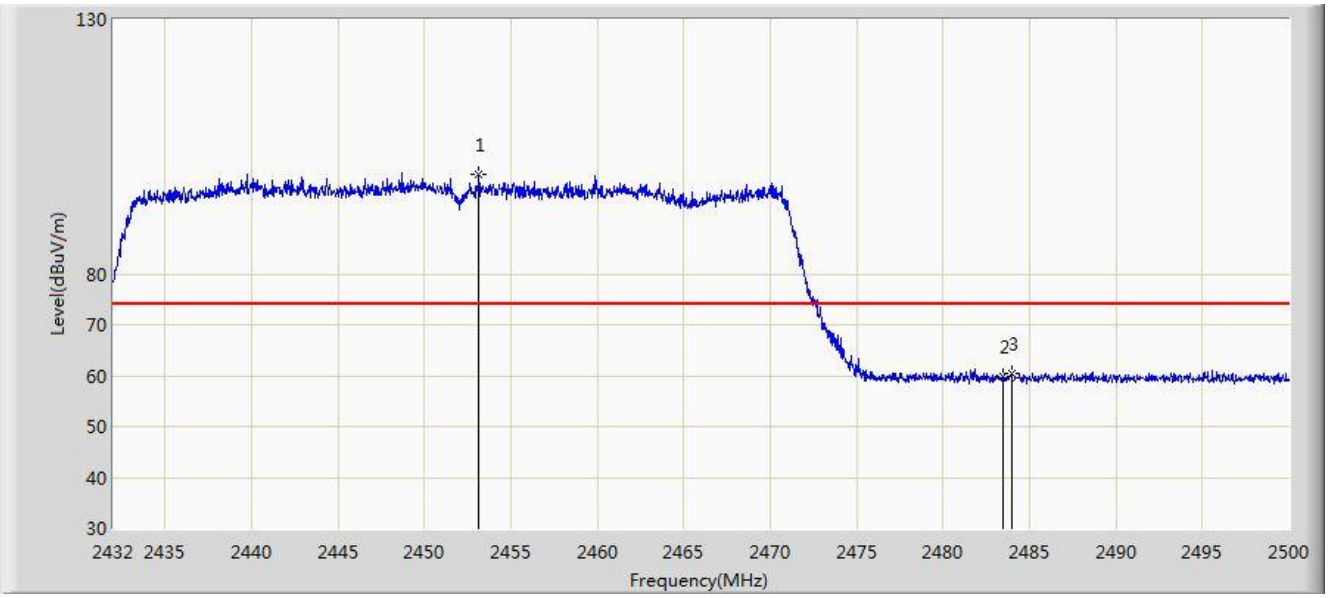

No	Flag	Mark	Frequency (MHz)	Measure Level (dBuV/m)	Reading Level (dBuV)	Margin (dB)	Limit (dBuV/m)	Factor (dB)	Type
1		*	2453.148	99.636	67.313	N/A	N/A	32.323	PK
2			2483.500	59.760	27.385	-14.240	74.000	32.375	PK
3			2483.952	60.330	27.956	-13.670	74.000	32.374	PK

Note: Measure Level (dBµV/m) = Reading Level (dBµV) + Factor (dB)

Factor (dB) = Cable Loss (dB) + Antenna Factor (dB/m)

Site: AC2	Time: 2019/11/26 - 07:25
Limit: FCC_Part15.209_RSE (3m)	Engineer: Kyrie Xie
Probe: BBHA9120D_1-18GHz	Polarity: Vertical
EUT: OmniAccess Stellar	Power: By PoE
Test Mode: Transmit by 802.11ax-HE40 at Channel 2452MHz (CDD Mode) with OAW-AP1362	

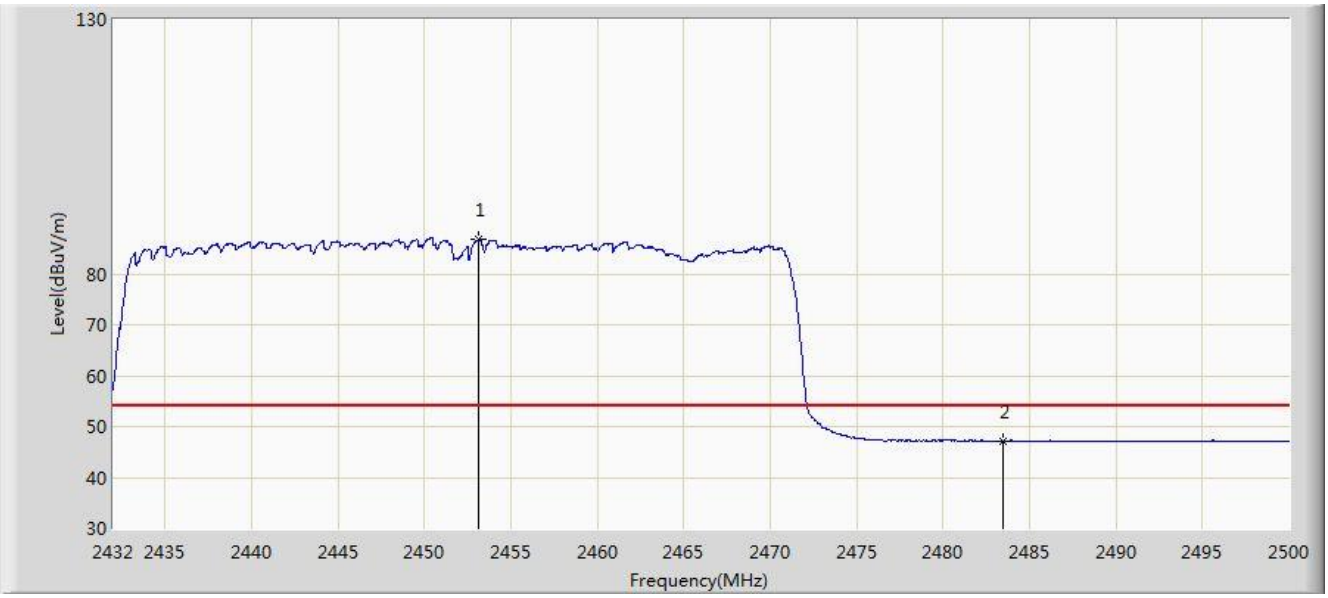

No	Flag	Mark	Frequency (MHz)	Measure Level (dBuV/m)	Reading Level (dBuV)	Margin (dB)	Limit (dBuV/m)	Factor (dB)	Type
1		*	2453.148	86.699	54.376	N/A	N/A	32.323	AV
2			2483.500	47.175	14.800	-6.825	54.000	32.375	AV

Note: Measure Level (dBµV/m) = Reading Level (dBµV) + Factor (dB)

Factor (dB) = Cable Loss (dB) + Antenna Factor (dB/m)

Site: AC2	Time: 2020/01/20 - 14:10
Limit: FCC_Part15.209_RSE (3m)	Engineer: Kyrie Xie
Probe: BBHA9120D_1-18GHz	Polarity: Horizontal
EUT: OmniAccess Stellar	Power: By POE
Test Mode: Transmit by 802.11b at Channel 2412MHz with OAW-AP1362 Scan Antenna	

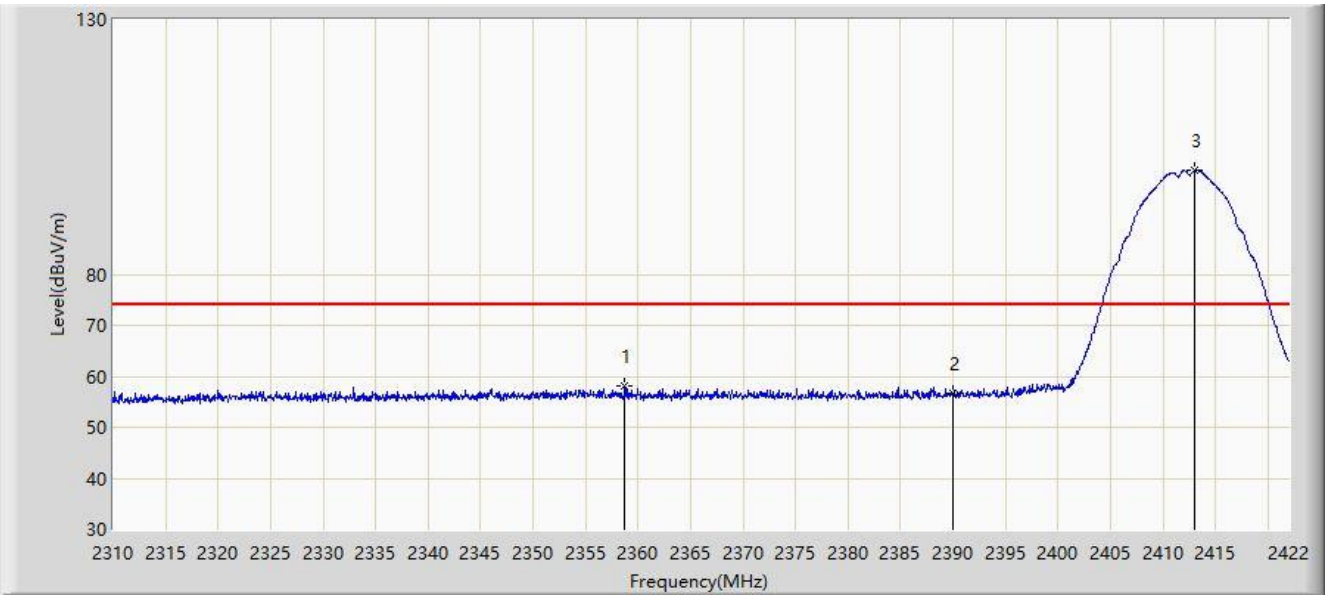

No	Flag	Mark	Frequency (MHz)	Measure Level (dBuV/m)	Reading Level (dBuV)	Margin (dB)	Limit (dBuV/m)	Factor (dB)	Type
1			2358.720	58.249	25.665	-15.751	74.000	32.584	PK
2			2390.000	56.629	24.144	-17.371	74.000	32.485	PK
3		*	2413.040	100.384	67.861	N/A	N/A	32.524	PK

Note: Measure Level (dBμV/m) = Reading Level (dBμV) + Factor (dB)

Factor (dB) = Cable Loss (dB) + Antenna Factor (dB/m)

Site: AC2	Time: 2020/01/20 - 14:21
Limit: FCC_Part15.209_RSE (3m)	Engineer: Kyrie Xie
Probe: BBHA9120D_1-18GHz	Polarity: Horizontal
EUT: OmniAccess Stellar	Power: By POE
Test Mode: Transmit by 802.11b at Channel 2412MHz with OAW-AP1362 Scan Antenna	

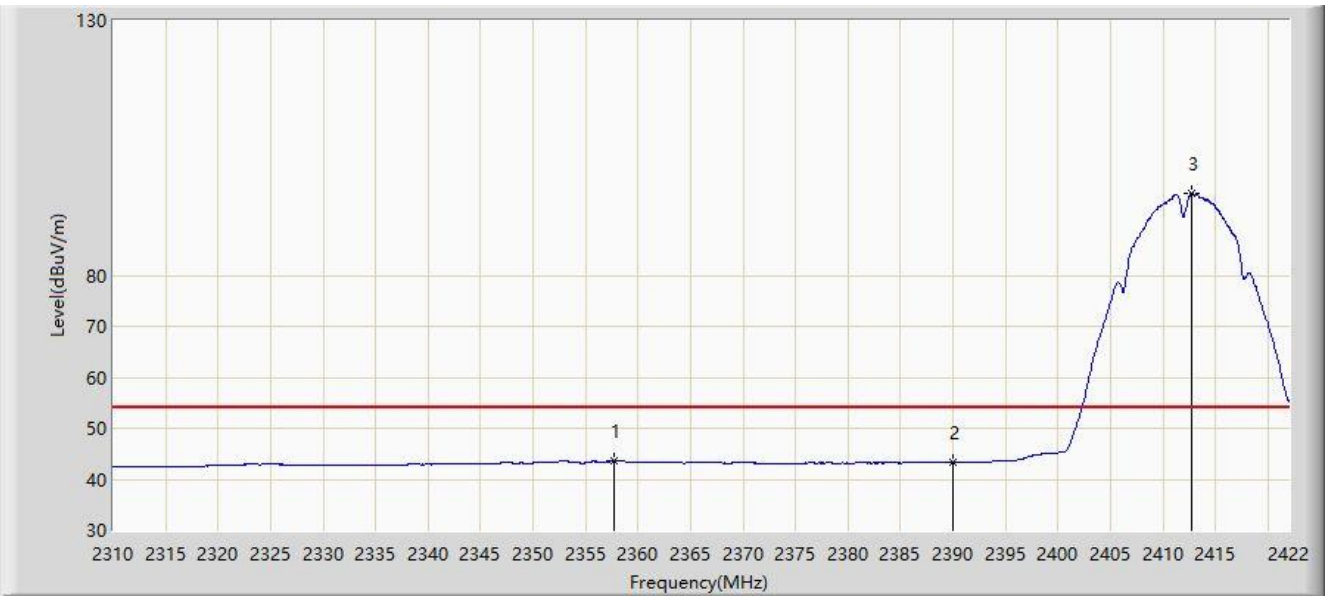

No	Flag	Mark	Frequency (MHz)	Measure Level (dBuV/m)	Reading Level (dBuV)	Margin (dB)	Limit (dBuV/m)	Factor (dB)	Type
1			2357.656	43.566	10.979	-10.434	54.000	32.587	AV
2			2390.000	43.271	10.786	-10.729	54.000	32.485	AV
3		*	2412.704	96.091	63.565	N/A	N/A	32.526	AV

Note: Measure Level (dBµV/m) = Reading Level (dBµV) + Factor (dB)

Factor (dB) = Cable Loss (dB) + Antenna Factor (dB/m)

Site: AC2	Time: 2020/01/20 - 14:22
Limit: FCC_Part15.209_RSE (3m)	Engineer: Kyrie Xie
Probe: BBHA9120D_1-18GHz	Polarity: Vertical
EUT: OmniAccess Stellar	Power: By POE
Test Mode: Transmit by 802.11b at Channel 2412MHz with OAW-AP1362 Scan Antenna	

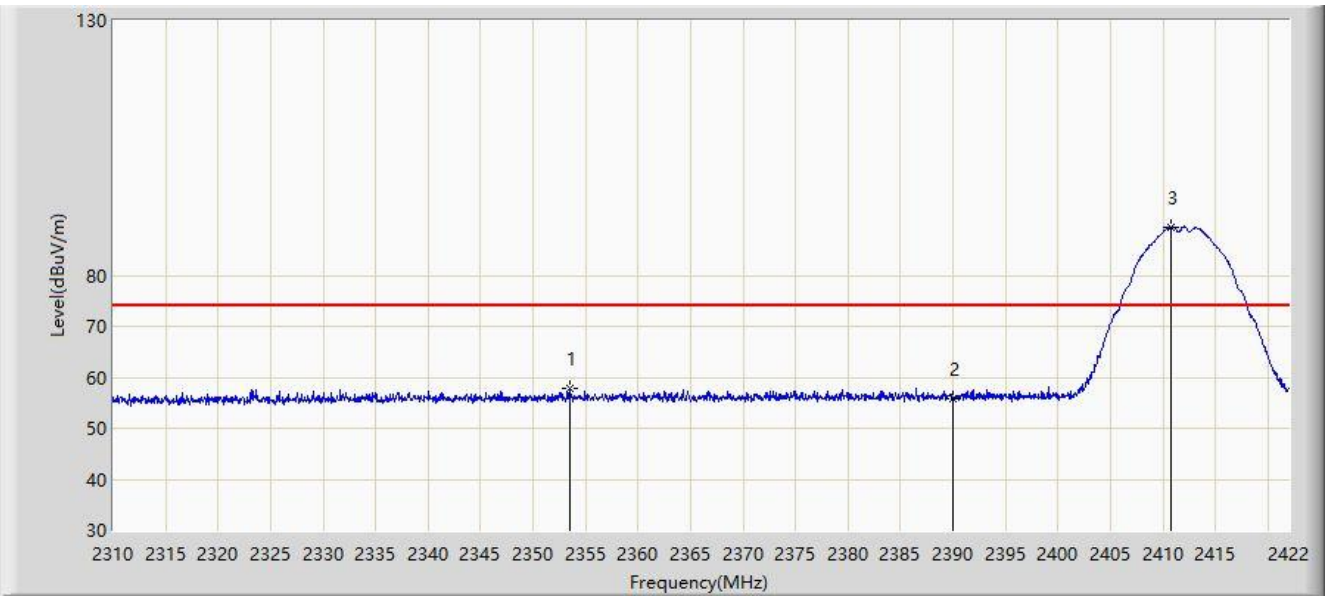

No	Flag	Mark	Frequency (MHz)	Measure Level (dBuV/m)	Reading Level (dBuV)	Margin (dB)	Limit (dBuV/m)	Factor (dB)	Type
1			2353.568	57.831	25.233	-16.169	74.000	32.597	PK
2			2390.000	55.927	23.442	-18.073	74.000	32.485	PK
3		*	2410.744	89.503	56.963	N/A	N/A	32.540	PK

Note: Measure Level (dBµV/m) = Reading Level (dBµV) + Factor (dB)

Factor (dB) = Cable Loss (dB) + Antenna Factor (dB/m)

Site: AC2	Time: 2020/01/20 - 14:23
Limit: FCC_Part15.209_RSE (3m)	Engineer: Kyrie Xie
Probe: BBHA9120D_1-18GHz	Polarity: Vertical
EUT: OmniAccess Stellar	Power: By POE
Test Mode: Transmit by 802.11b at Channel 2412MHz with OAW-AP1362 Scan Antenna	

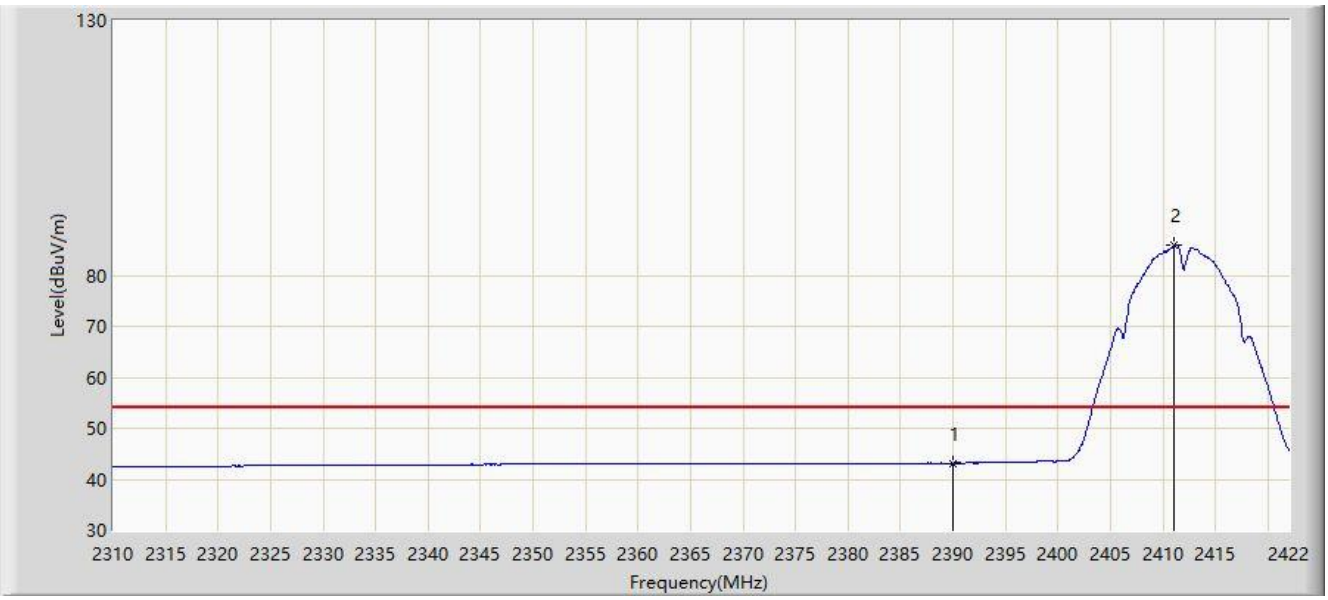

No	Flag	Mark	Frequency (MHz)	Measure Level (dBuV/m)	Reading Level (dBuV)	Margin (dB)	Limit (dBuV/m)	Factor (dB)	Type
1			2390.000	43.174	10.689	-10.826	54.000	32.485	AV
2		*	2411.080	85.838	53.298	N/A	N/A	32.541	AV

Note: Measure Level (dBµV/m) = Reading Level (dBµV) + Factor (dB)

Factor (dB) = Cable Loss (dB) + Antenna Factor (dB/m)

Site: AC2	Time: 2020/01/20 - 14:24
Limit: FCC_Part15.209_RSE (3m)	Engineer: Kyrie Xie
Probe: BBHA9120D_1-18GHz	Polarity: Horizontal
EUT: OmniAccess Stellar	Power: By POE
Test Mode: Transmit by 802.11b at Channel 2462MHz with OAW-AP1362 Scan Antenna	

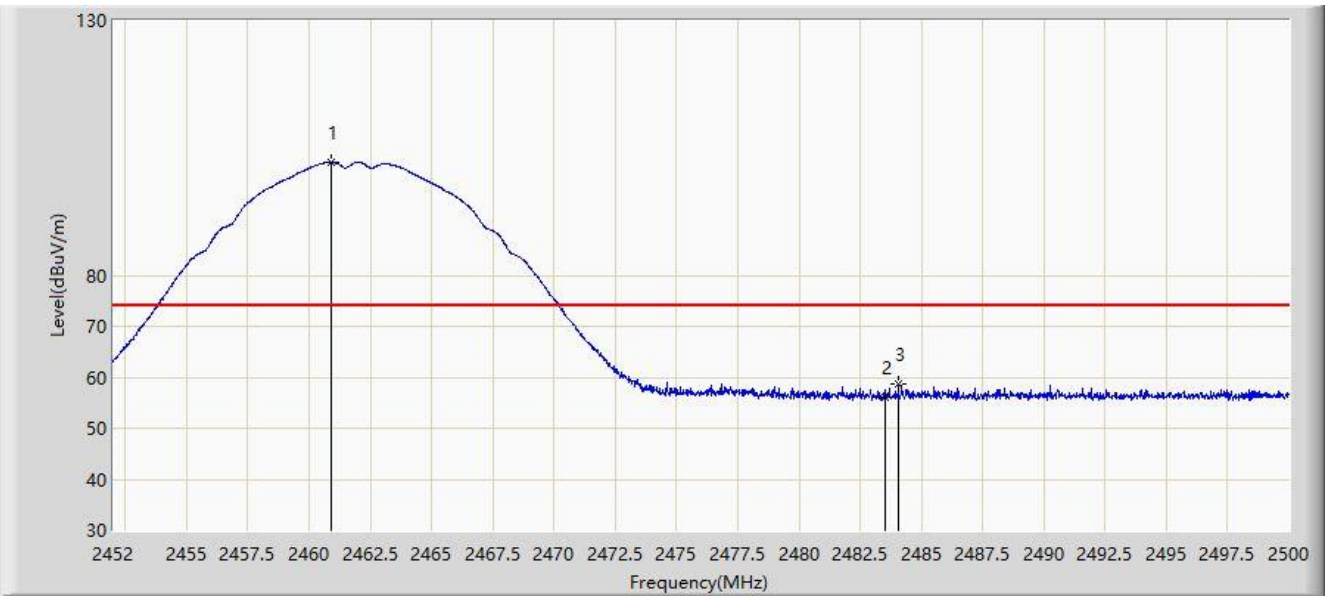

No	Flag	Mark	Frequency (MHz)	Measure Level (dBuV/m)	Reading Level (dBuV)	Margin (dB)	Limit (dBuV/m)	Factor (dB)	Type
1		*	2460.904	102.207	69.888	N/A	N/A	32.319	PK
2			2483.500	56.152	23.777	-17.848	74.000	32.375	PK
3			2484.064	58.647	26.274	-15.353	74.000	32.373	PK

Note: Measure Level (dBµV/m) = Reading Level (dBµV) + Factor (dB)

Factor (dB) = Cable Loss (dB) + Antenna Factor (dB/m)

Site: AC2	Time: 2020/01/20 - 14:26
Limit: FCC_Part15.209_RSE (3m)	Engineer: Kyrie Xie
Probe: BBHA9120D_1-18GHz	Polarity: Horizontal
EUT: OmniAccess Stellar	Power: By POE
Test Mode: Transmit by 802.11b at Channel 2462MHz with OAW-AP1362 Scan Antenna	

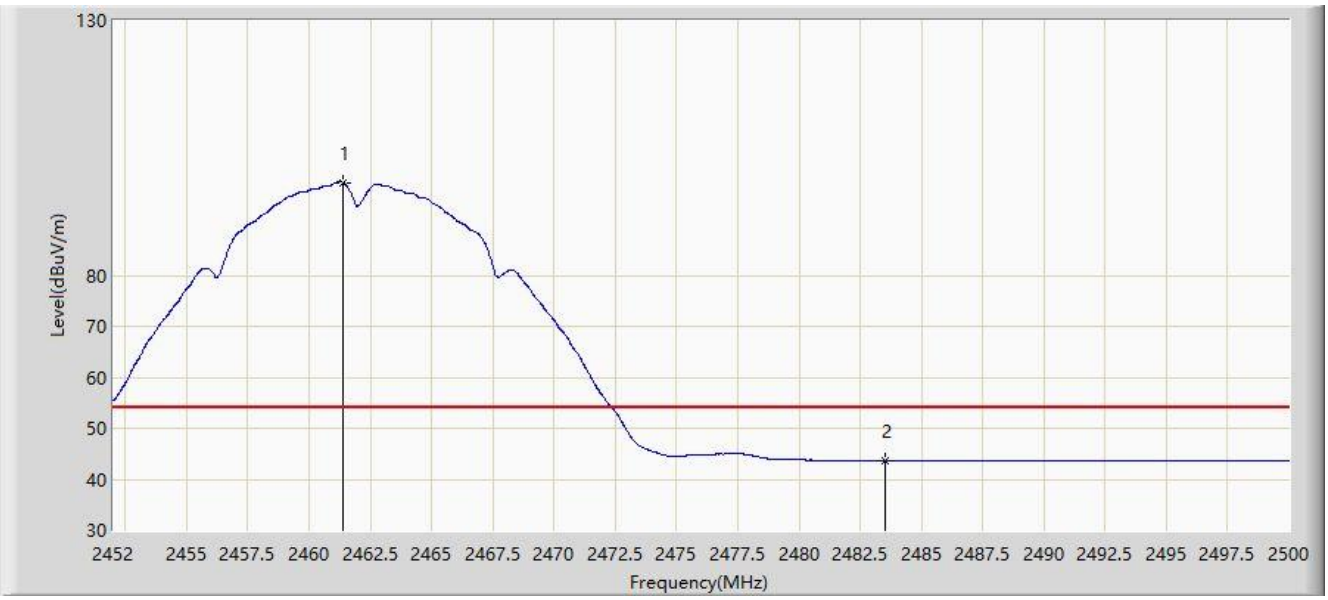

No	Flag	Mark	Frequency (MHz)	Measure Level (dBuV/m)	Reading Level (dBuV)	Margin (dB)	Limit (dBuV/m)	Factor (dB)	Type
1		*	2461.384	98.185	65.867	N/A	N/A	32.318	AV
2			2483.500	43.638	11.263	-10.362	54.000	32.375	AV

Note: Measure Level (dBµV/m) = Reading Level (dBµV) + Factor (dB)

Factor (dB) = Cable Loss (dB) + Antenna Factor (dB/m)

Site: AC2	Time: 2020/01/20 - 14:26
Limit: FCC_Part15.209_RSE (3m)	Engineer: Kyrie Xie
Probe: BBHA9120D_1-18GHz	Polarity: Vertical
EUT: OmniAccess Stellar	Power: By POE
Test Mode: Transmit by 802.11b at Channel 2462MHz with OAW-AP1362 Scan Antenna	

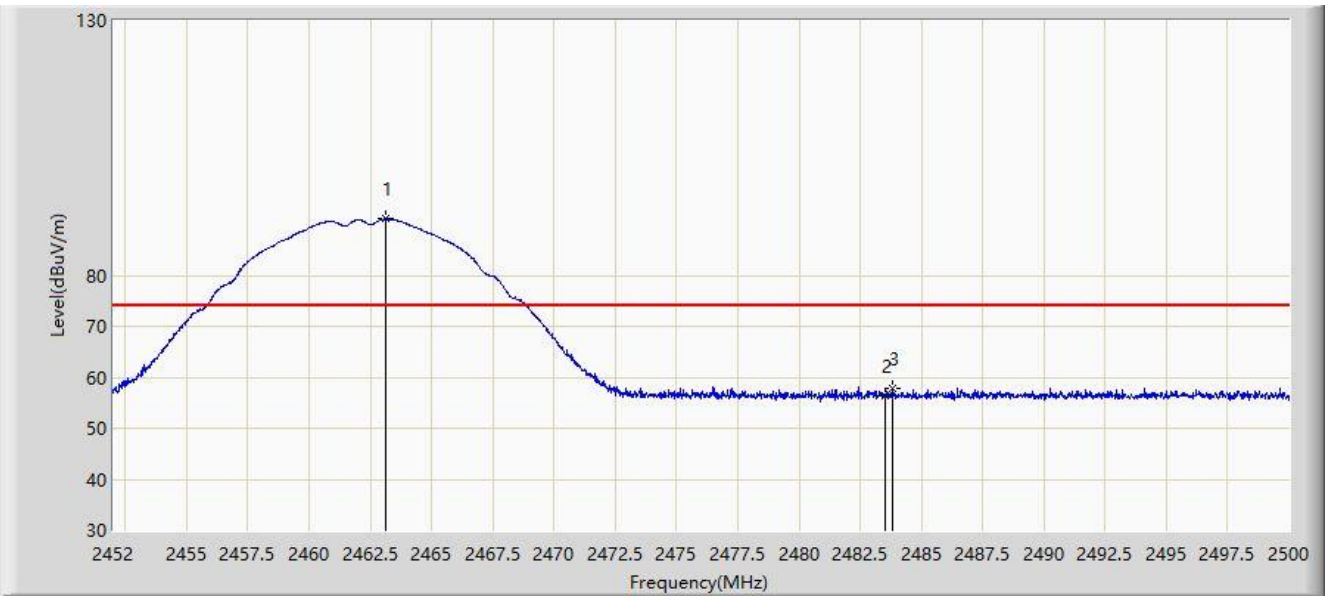

No	Flag	Mark	Frequency (MHz)	Measure Level (dBuV/m)	Reading Level (dBuV)	Margin (dB)	Limit (dBuV/m)	Factor (dB)	Type
1		*	2463.136	91.040	58.718	N/A	N/A	32.322	PK
2			2483.500	56.519	24.144	-17.481	74.000	32.375	PK
3			2483.848	57.919	25.545	-16.081	74.000	32.374	PK

Note: Measure Level (dBμV/m) = Reading Level (dBμV) + Factor (dB)

Factor (dB) = Cable Loss (dB) + Antenna Factor (dB/m)

Site: AC2	Time: 2020/01/20 - 14:27
Limit: FCC_Part15.209_RSE (3m)	Engineer: Kyrie Xie
Probe: BBHA9120D_1-18GHz	Polarity: Vertical
EUT: OmniAccess Stellar	Power: By POE
Test Mode: Transmit by 802.11b at Channel 2462MHz with OAW-AP1362 Scan Antenna	

No	Flag	Mark	Frequency (MHz)	Measure Level (dBuV/m)	Reading Level (dBuV)	Margin (dB)	Limit (dBuV/m)	Factor (dB)	Type
1		*	2461.240	87.044	54.726	N/A	N/A	32.318	AV
2			2483.500	43.447	11.072	-10.553	54.000	32.375	AV

Note: Measure Level (dBµV/m) = Reading Level (dBµV) + Factor (dB)

Factor (dB) = Cable Loss (dB) + Antenna Factor (dB/m)

Site: AC2	Time: 2020/01/20 - 14:34
Limit: FCC_Part15.209_RSE (3m)	Engineer: Kyrie Xie
Probe: BBHA9120D_1-18GHz	Polarity: Horizontal
EUT: OmniAccess Stellar	Power: By POE
Test Mode: Transmit by 802.11g at Channel 2412MHz with OAW-AP1362 Scan Antenna	

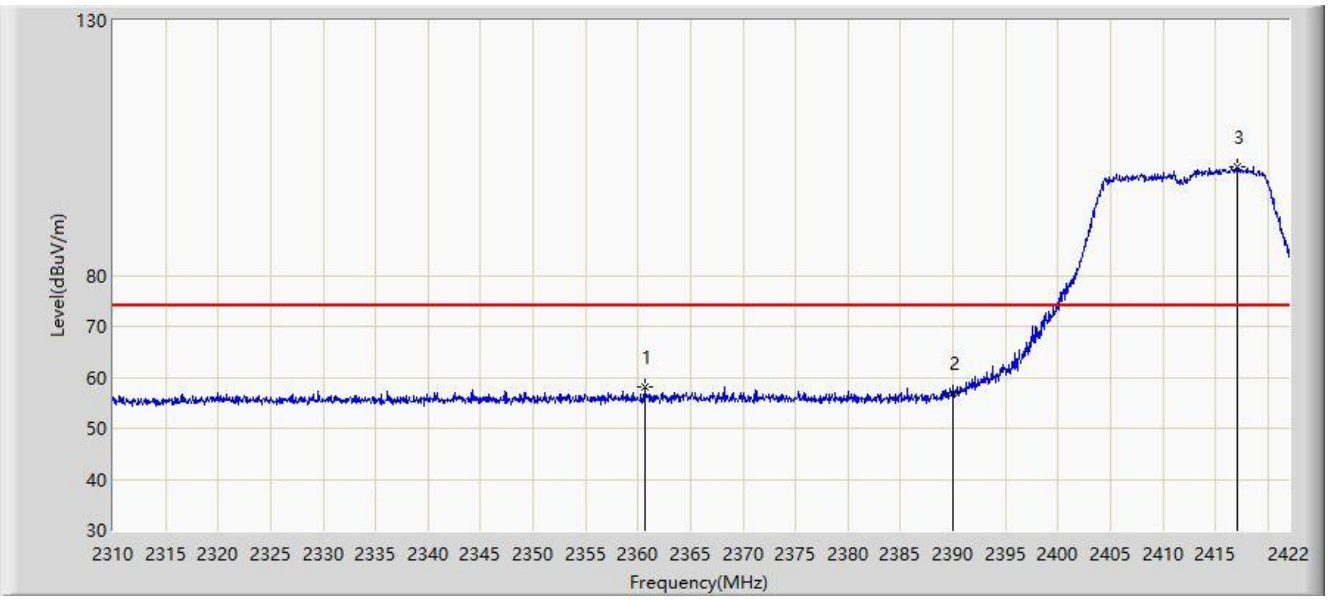

No	Flag	Mark	Frequency (MHz)	Measure Level (dBuV/m)	Reading Level (dBuV)	Margin (dB)	Limit (dBuV/m)	Factor (dB)	Type
1			2360.624	58.252	25.675	-15.748	74.000	32.577	PK
2			2390.000	57.032	24.547	-16.968	74.000	32.485	PK
3		*	2417.128	101.298	68.810	N/A	N/A	32.488	PK

Note: Measure Level (dBµV/m) = Reading Level (dBµV) + Factor (dB)

Factor (dB) = Cable Loss (dB) + Antenna Factor (dB/m)

Site: AC2	Time: 2020/01/20 - 14:37
Limit: FCC_Part15.209_RSE (3m)	Engineer: Kyrie Xie
Probe: BBHA9120D_1-18GHz	Polarity: Horizontal
EUT: OmniAccess Stellar	Power: By POE
Test Mode: Transmit by 802.11g at Channel 2412MHz with OAW-AP1362 Scan Antenna	

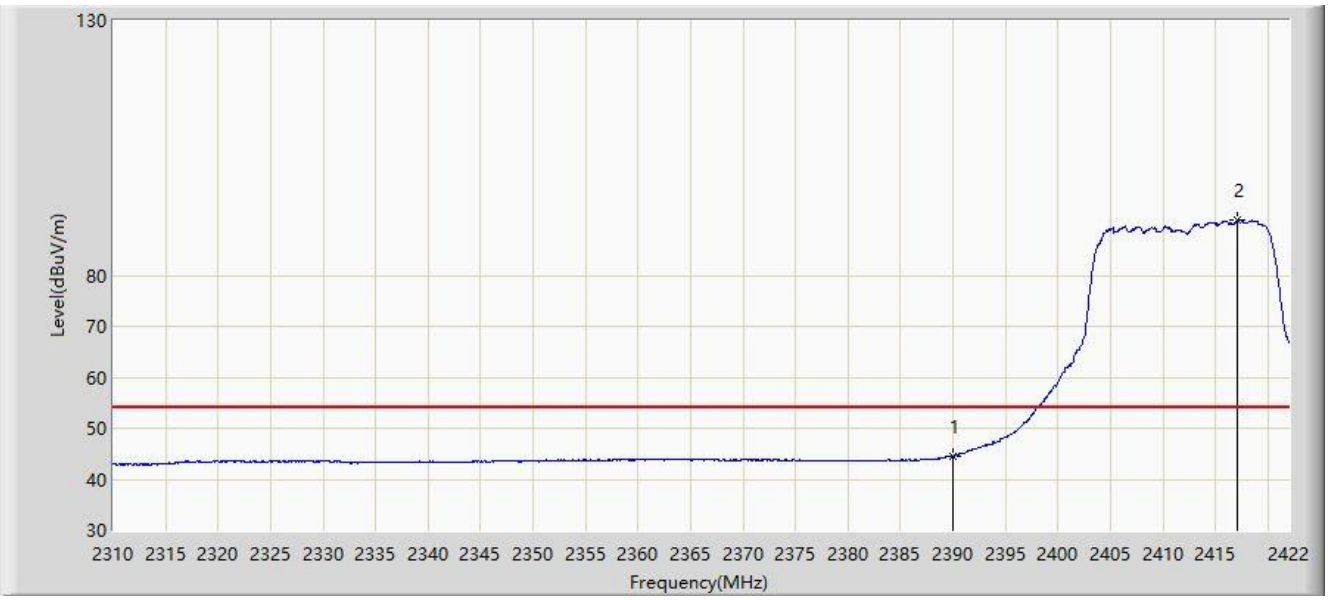

No	Flag	Mark	Frequency (MHz)	Measure Level (dBuV/m)	Reading Level (dBuV)	Margin (dB)	Limit (dBuV/m)	Factor (dB)	Type
1			2390.000	44.550	12.065	-9.450	54.000	32.485	AV
2		*	2417.128	90.726	58.238	N/A	N/A	32.488	AV

Note: Measure Level (dBµV/m) = Reading Level (dBµV) + Factor (dB)

Factor (dB) = Cable Loss (dB) + Antenna Factor (dB/m)

Site: AC2	Time: 2020/01/20 - 14:38
Limit: FCC_Part15.209_RSE (3m)	Engineer: Kyrie Xie
Probe: BBHA9120D_1-18GHz	Polarity: Vertical
EUT: OmniAccess Stellar	Power: By POE
Test Mode: Transmit by 802.11g at Channel 2412MHz with OAW-AP1362 Scan Antenna	

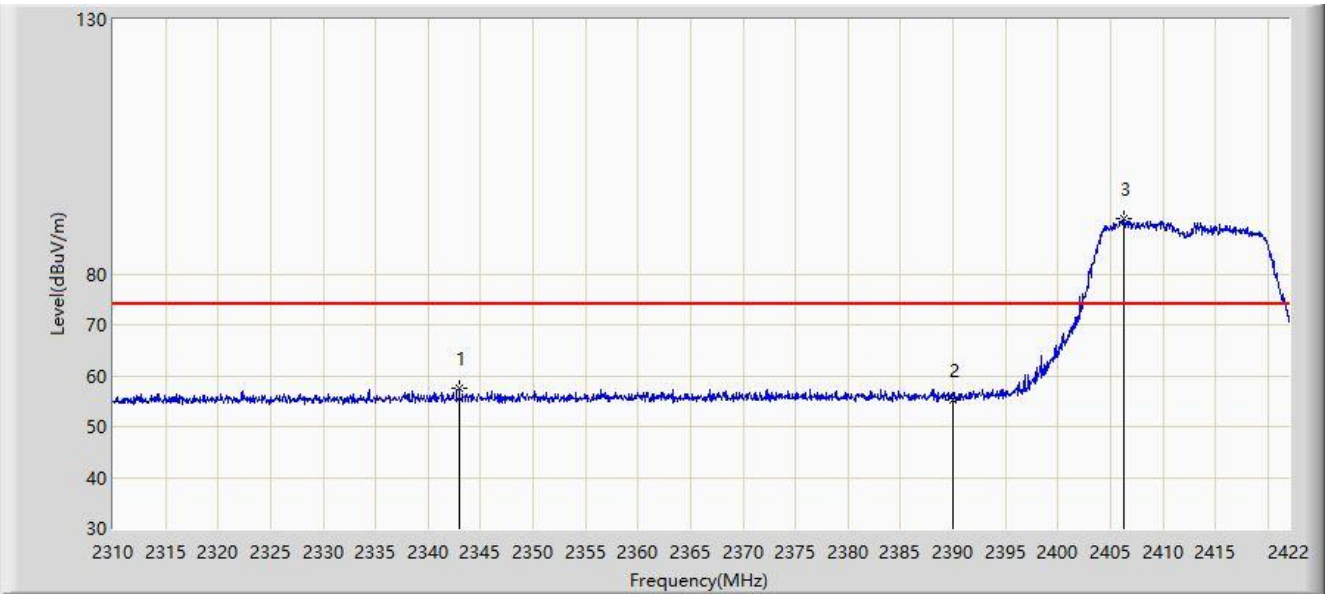

No	Flag	Mark	Frequency (MHz)	Measure Level (dBuV/m)	Reading Level (dBuV)	Margin (dB)	Limit (dBuV/m)	Factor (dB)	Type
1			2342.984	57.577	24.952	-16.423	74.000	32.625	PK
2			2390.000	55.336	22.851	-18.664	74.000	32.485	PK
3		*	2406.320	90.924	58.397	N/A	N/A	32.527	PK

Note: Measure Level (dBµV/m) = Reading Level (dBµV) + Factor (dB)

Factor (dB) = Cable Loss (dB) + Antenna Factor (dB/m)

Site: AC2	Time: 2020/01/20 - 14:39
Limit: FCC_Part15.209_RSE (3m)	Engineer: Kyrie Xie
Probe: BBHA9120D_1-18GHz	Polarity: Vertical
EUT: OmniAccess Stellar	Power: By POE
Test Mode: Transmit by 802.11g at Channel 2412MHz with OAW-AP1362 Scan Antenna	

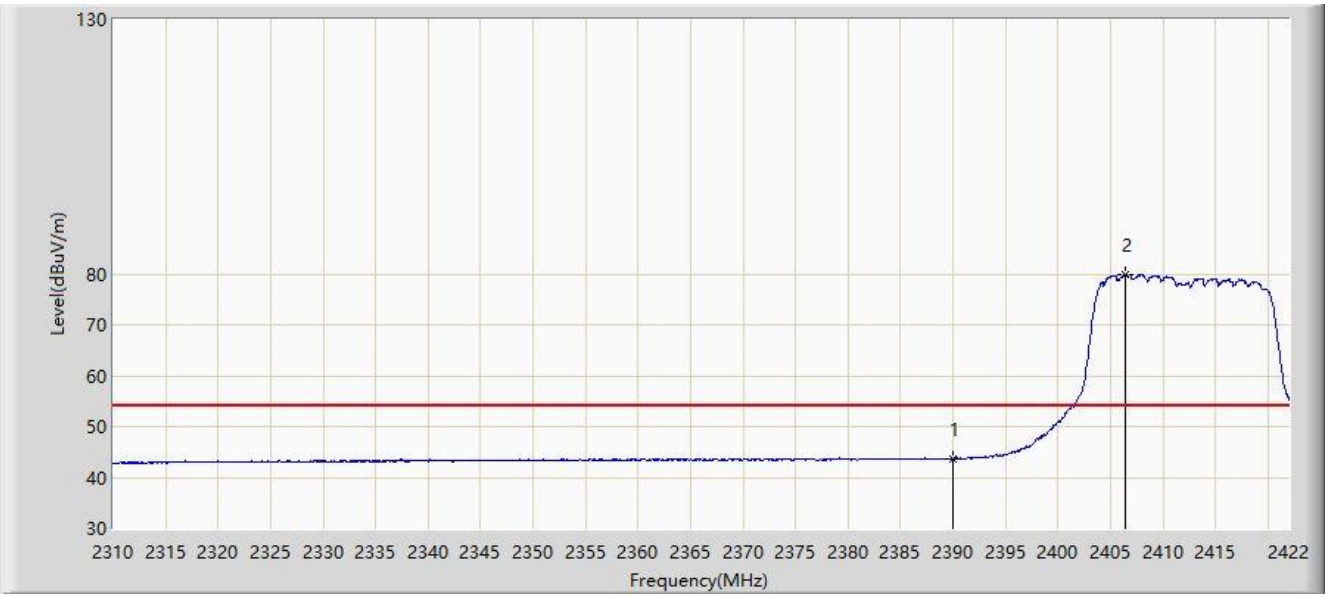

No	Flag	Mark	Frequency (MHz)	Measure Level (dBuV/m)	Reading Level (dBuV)	Margin (dB)	Limit (dBuV/m)	Factor (dB)	Type
1			2390.000	43.648	11.163	-10.352	54.000	32.485	AV
2		*	2406.488	79.865	47.338	N/A	N/A	32.528	AV

Note: Measure Level (dBµV/m) = Reading Level (dBµV) + Factor (dB)

Factor (dB) = Cable Loss (dB) + Antenna Factor (dB/m)

Site: AC2	Time: 2020/01/20 - 14:40
Limit: FCC_Part15.209_RSE (3m)	Engineer: Kyrie Xie
Probe: BBHA9120D_1-18GHz	Polarity: Horizontal
EUT: OmniAccess Stellar	Power: By POE
Test Mode: Transmit by 802.11g at Channel 2462MHz with OAW-AP1362 Scan Antenna	

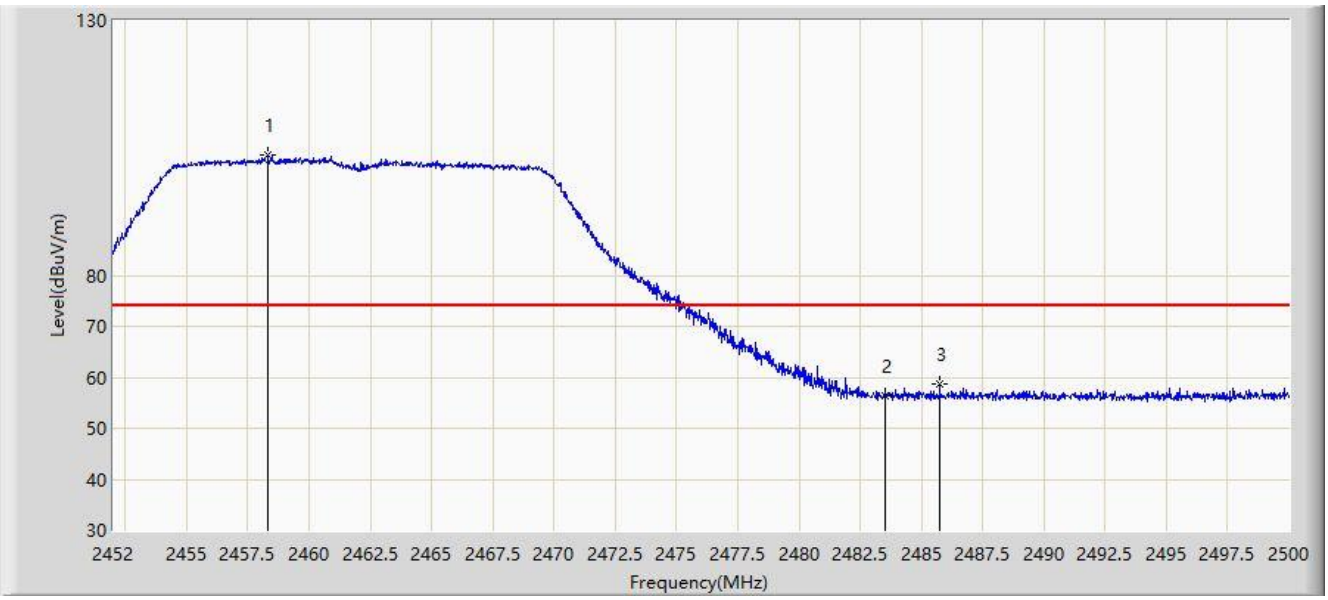

No	Flag	Mark	Frequency (MHz)	Measure Level (dBuV/m)	Reading Level (dBuV)	Margin (dB)	Limit (dBuV/m)	Factor (dB)	Type
1		*	2458.336	103.646	71.326	N/A	N/A	32.320	PK
2			2483.500	56.320	23.945	-17.680	74.000	32.375	PK
3			2485.744	58.765	26.395	-15.235	74.000	32.370	PK

Note: Measure Level (dBµV/m) = Reading Level (dBµV) + Factor (dB)

Factor (dB) = Cable Loss (dB) + Antenna Factor (dB/m)

Site: AC2	Time: 2020/01/20 - 14:41
Limit: FCC_Part15.209_RSE (3m)	Engineer: Kyrie Xie
Probe: BBHA9120D_1-18GHz	Polarity: Horizontal
EUT: OmniAccess Stellar	Power: By POE
Test Mode: Transmit by 802.11g at Channel 2462MHz with OAW-AP1362 Scan Antenna	

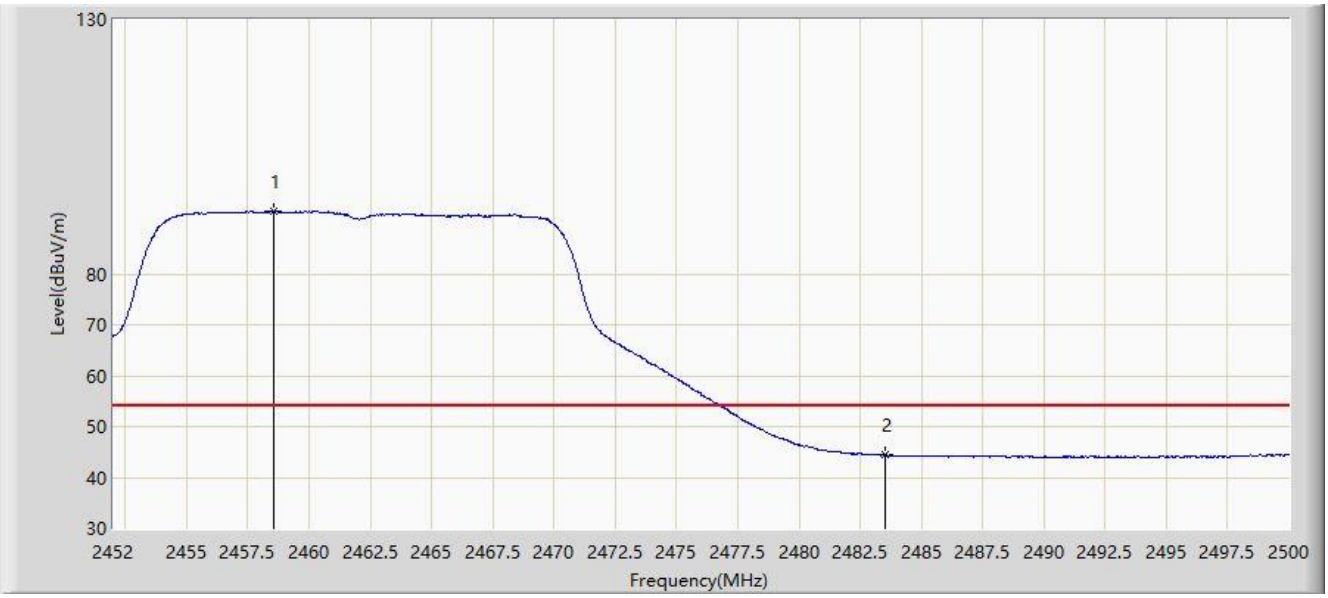

No	Flag	Mark	Frequency (MHz)	Measure Level (dBuV/m)	Reading Level (dBuV)	Margin (dB)	Limit (dBuV/m)	Factor (dB)	Type
1		*	2458.552	92.314	59.994	N/A	N/A	32.320	AV
2			2483.500	44.349	11.974	-9.651	54.000	32.375	AV

Note: Measure Level (dBµV/m) = Reading Level (dBµV) + Factor (dB)

Factor (dB) = Cable Loss (dB) + Antenna Factor (dB/m)

Site: AC2	Time: 2020/01/20 - 14:42
Limit: FCC_Part15.209_RSE (3m)	Engineer: Kyrie Xie
Probe: BBHA9120D_1-18GHz	Polarity: Vertical
EUT: OmniAccess Stellar	Power: By POE
Test Mode: Transmit by 802.11g at Channel 2462MHz with OAW-AP1362 Scan Antenna	

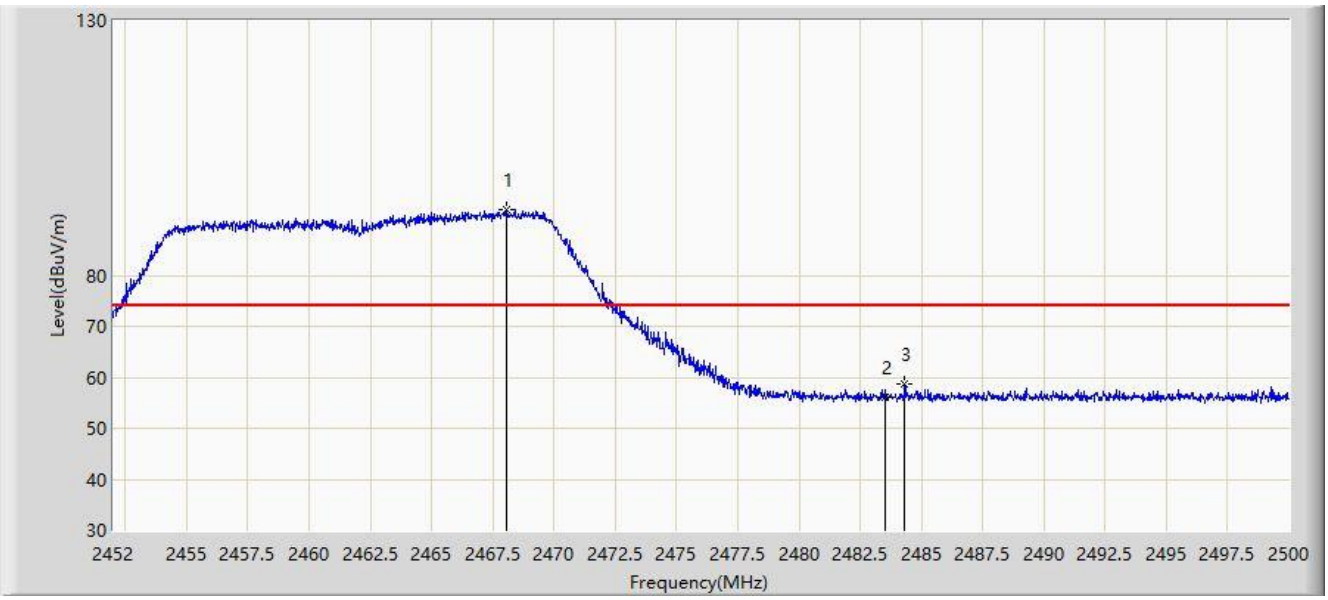

No	Flag	Mark	Frequency (MHz)	Measure Level (dBuV/m)	Reading Level (dBuV)	Margin (dB)	Limit (dBuV/m)	Factor (dB)	Type
1		*	2468.080	92.945	60.603	N/A	N/A	32.342	PK
2			2483.500	56.220	23.845	-17.780	74.000	32.375	PK
3			2484.328	58.836	26.463	-15.164	74.000	32.373	PK

Note: Measure Level (dBµV/m) = Reading Level (dBµV) + Factor (dB)

Factor (dB) = Cable Loss (dB) + Antenna Factor (dB/m)

Site: AC2	Time: 2020/01/20 - 14:44
Limit: FCC_Part15.209_RSE (3m)	Engineer: Kyrie Xie
Probe: BBHA9120D_1-18GHz	Polarity: Vertical
EUT: OmniAccess Stellar	Power: By POE
Test Mode: Transmit by 802.11g at Channel 2462MHz with OAW-AP1362 Scan Antenna	

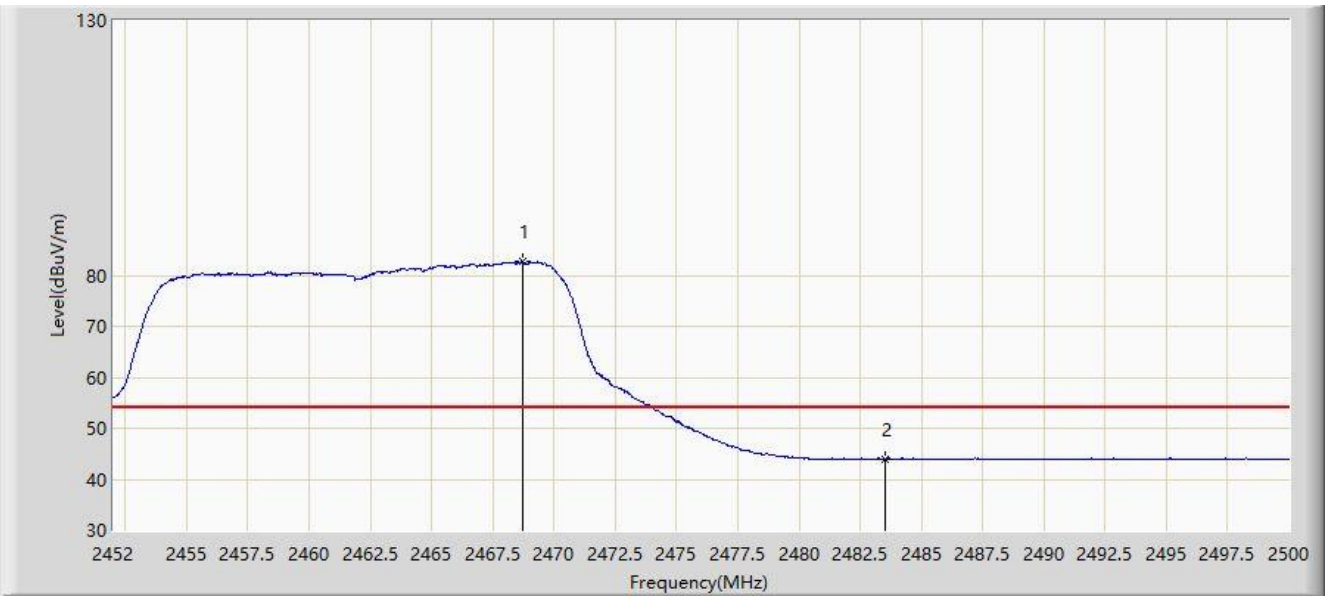

No	Flag	Mark	Frequency (MHz)	Measure Level (dBuV/m)	Reading Level (dBuV)	Margin (dB)	Limit (dBuV/m)	Factor (dB)	Type
1		*	2468.704	82.728	50.384	N/A	N/A	32.344	AV
2			2483.500	43.956	11.581	-10.044	54.000	32.375	AV

Note: Measure Level (dBµV/m) = Reading Level (dBµV) + Factor (dB)

Factor (dB) = Cable Loss (dB) + Antenna Factor (dB/m)

7.8. AC Conducted Emissions Measurement

7.8.1.Test Limit

FCC Part 15 Subpart C Paragraph 15.207 Limits		
Frequency (MHz)	QP (dBuV)	AV (dBuV)
0.15 ~ 0.50	66 ~ 56	56 ~ 46
0.50 ~ 5.0	56	46
5.0 ~ 30	60	50
Note 1: The lower limit shall apply at the transition frequencies. Note 2: The limit decreases linearly with the logarithm of the frequency in the range 0.15MHz to 0.5MHz.		

7.8.2.Test Setup

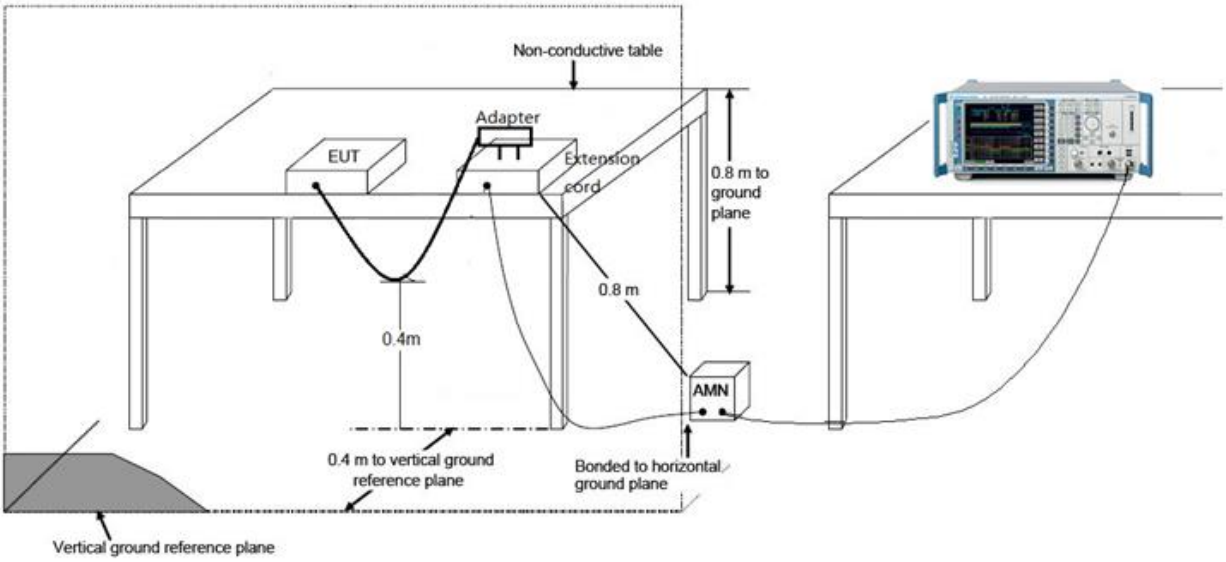

7.8.3.Test Result

Site: SR2	Time: 2020/03/01 - 14:15
Limit: FCC_Part15.207_CE_AC Power	Engineer: Liz Yuan
Probe: ENV216_101683_Filter On	Polarity: Line
EUT: OmniAccess Stellar	Power: AC 120V/60Hz
Test Mode 1 with OAW-AP1362	

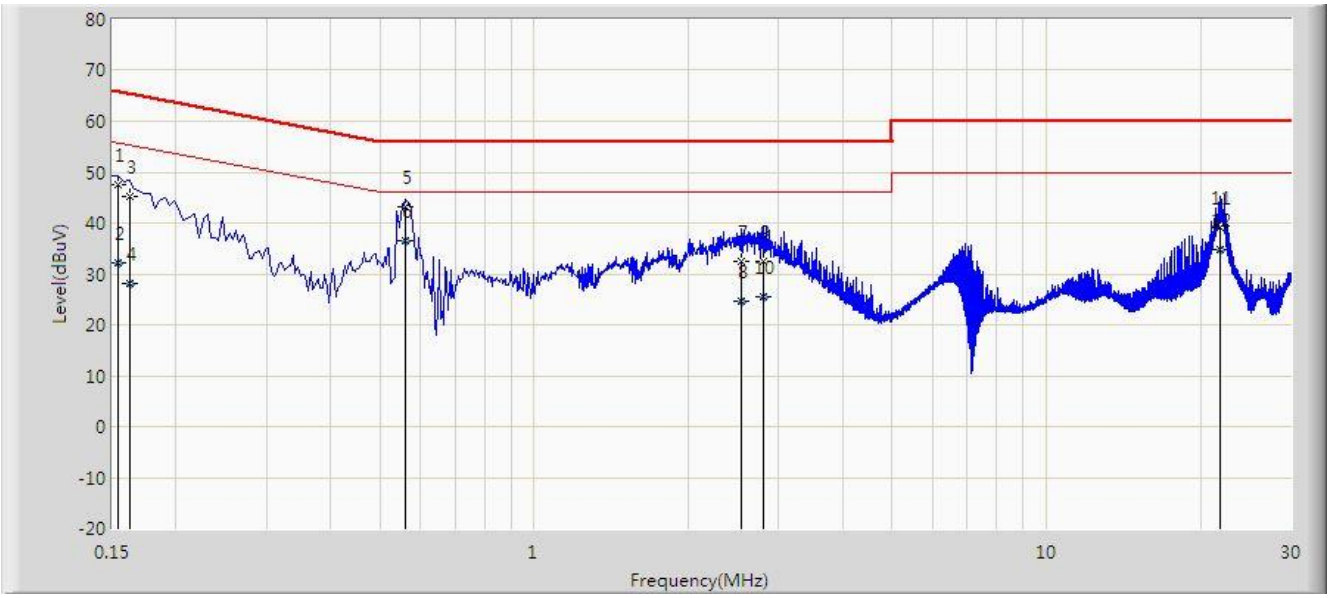

No	Flag	Mark	Frequency (MHz)	Measure Level (dBuV)	Reading Level (dBuV)	Margin (dB)	Limit (dBuV)	Factor (dB)	Type
1			0.154	47.681	36.942	-18.100	65.781	10.740	QP
2			0.154	32.106	21.366	-23.676	55.781	10.740	AV
3			0.162	45.153	35.056	-20.208	65.361	10.097	QP
4			0.162	27.989	17.891	-27.372	55.361	10.097	AV
5			0.562	43.228	33.093	-12.772	56.000	10.135	QP
6		*	0.562	36.635	26.501	-9.365	46.000	10.135	AV
7			2.542	32.328	22.472	-23.672	56.000	9.856	QP
8			2.542	24.494	14.638	-21.506	46.000	9.856	AV
9			2.806	32.514	22.667	-23.486	56.000	9.848	QP
10			2.806	25.415	15.567	-20.585	46.000	9.848	AV
11			21.846	39.088	28.918	-20.912	60.000	10.170	QP
12			21.846	34.685	24.516	-15.315	50.000	10.170	AV

Note: Measure Level (dBµV) = Reading Level (dBµV) + Factor (dB)

Factor (dB) = Cable Loss (dB) + LISN Factor (dB)

Site: SR2	Time: 2020/03/01 - 14:20
Limit: FCC_Part15.207_CE_AC Power	Engineer: Liz Yuan
Probe: ENV216_101683_Filter On	Polarity: Neutral
EUT: OmniAccess Stellar	Power: AC 120V/60Hz
Test Mode 1 with OAW-AP1362	

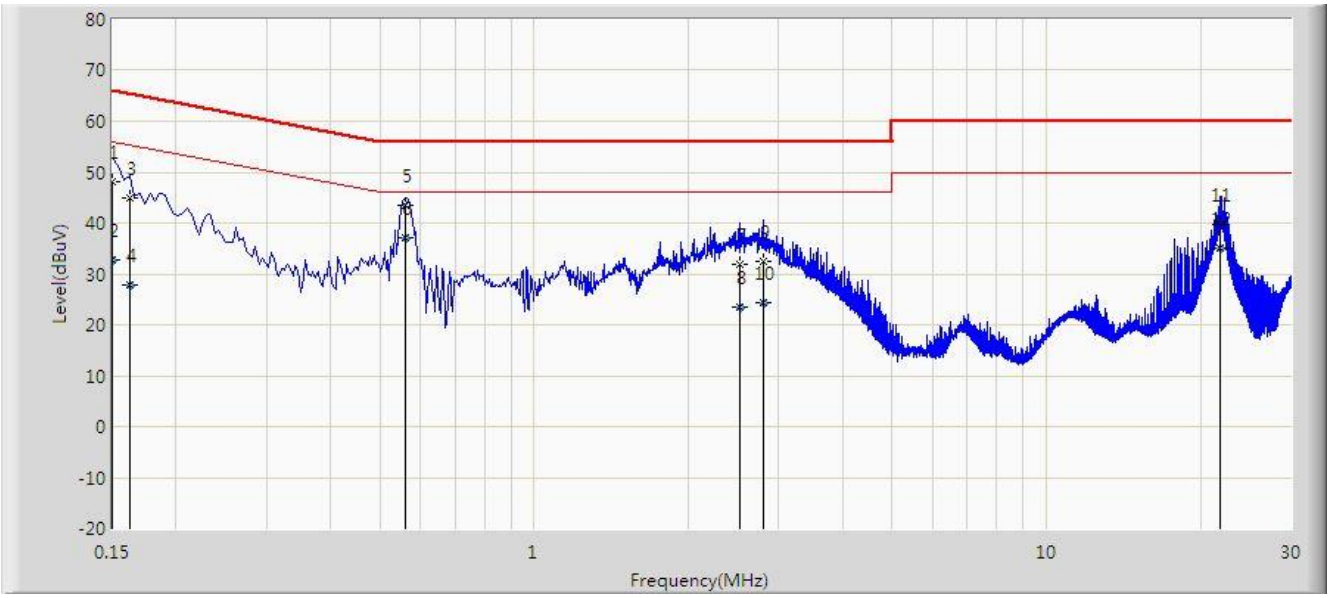

No	Flag	Mark	Frequency (MHz)	Measure Level (dBuV)	Reading Level (dBuV)	Margin (dB)	Limit (dBuV)	Factor (dB)	Type
1			0.150	48.110	36.968	-17.890	66.000	11.142	QP
2			0.150	32.820	21.678	-23.180	56.000	11.142	AV
3			0.162	44.862	34.783	-20.499	65.361	10.078	QP
4			0.162	27.859	17.781	-27.502	55.361	10.078	AV
5			0.562	43.546	33.394	-12.454	56.000	10.152	QP
6		*	0.562	36.977	26.825	-9.023	46.000	10.152	AV
7			2.526	31.916	22.056	-24.084	56.000	9.860	QP
8			2.526	23.413	13.553	-22.587	46.000	9.860	AV
9			2.806	32.373	22.521	-23.627	56.000	9.852	QP
10			2.806	24.305	14.453	-21.695	46.000	9.852	AV
11			21.838	39.798	29.578	-20.202	60.000	10.220	QP
12			21.838	34.957	24.737	-15.043	50.000	10.220	AV

Note: Measure Level (dBμV) = Reading Level (dBμV) + Factor (dB)

Factor (dB) = Cable Loss (dB) + LISN Factor (dB)

CONCLUSION

The data collected relate only the item(s) tested and show that the unit is compliance with Part 15C of the FCC rules.

The End

Appendix A - Test Setup Photograph

Refer to “1912RSU073-UT” file.

Appendix B - EUT Photograph

Refer to “1912RSU073-UE” file.