FCC Radio Test Report

FCC ID	:	**2AIBX-NIULL**
Equipment	:	**NIUL**
Brand Name	:	**Electrolux**
Model Name	:	**NIU-LIGHT**
Applicant/ Manufacturer	:	**Electrolux Italia S.p.A. Corso Lino Zanussi 24 / 33080 Porcia (PN), Italy**
Factory	:	**LITE-ON Technology (Changzhou) CO.LTD A9 Building,No.88 Yanghu Road, Wujin Hi-Tech Industrial Development Zone ,Changzhou City, Jiangsu Province 213100 China**
Standard	:	**47 CFR FCC Part 15.247**

The product was received on Jun. 18, 2021, and testing was started from Jul. 08, 2021 and completed on Aug. 03, 2021. We, SPORTON INTERNATIONAL INC. Hsinhua Laboratory, would like to declare that the tested sample has been evaluated in accordance with the procedures given in ANSI C63.10-2013 and shown compliance with the applicable technical standards.

The test results in this report apply exclusively to the tested model / sample. Without written approval of SPORTON INTERNATIONAL INC. Hsinhua Laboratory, the test report shall not be reproduced except in full.

Approved by: Allen Lin

SPORTON INTERNATIONAL INC. Hsinhua Laboratory

No.52, Huaya 1st Rd., Guishan Dist., Taoyuan City 333411, Taiwan (R.O.C.)

Table of Contents

HISTORY OF THIS TEST REPORT **3**

SUMMARY OF TEST RESULT **4**

1 GENERAL DESCRIPTION **5**

1.1 Information 5
1.2 Testing Applied Standards 7
1.3 Testing Location Information 7
1.4 Measurement Uncertainty 7

2 TEST CONFIGURATION OF EUT **8**

2.1 Test Channel Mode 8
2.2 The Worst Case Measurement Configuration 9
2.3 Support Equipment 10
2.4 Test Setup Diagram 11

3 TRANSMITTER TEST RESULT **15**

3.1 AC Power-line Conducted Emissions 15
3.2 DTS Bandwidth 17
3.3 Maximum Conducted Output Power 18
3.4 Power Spectral Density 20
3.5 Emissions in Non-restricted Frequency Bands 21
3.6 Emissions in Restricted Frequency Bands 22

4 TEST EQUIPMENT AND CALIBRATION DATA **26**

APPENDIX A. TEST RESULTS OF AC POWER-LINE CONDUCTED EMISSIONS

APPENDIX B. TEST RESULTS OF DTS BANDWIDTH

APPENDIX C. TEST RESULTS OF MAXIMUM CONDUCTED OUTPUT POWER

APPENDIX D. TEST RESULTS OF POWER SPECTRAL DENSITY

APPENDIX E. TEST RESULTS OF EMISSIONS IN NON-RESTRICTED FREQUENCY BANDS

APPENDIX F. TEST RESULTS OF EMISSIONS IN RESTRICTED FREQUENCY BANDS

APPENDIX G. TEST PHOTOS

PHOTOGRAPHS OF EUT V01

History of this test report

Report No.	Version	Description	Issued Date
FR161601AC	01	Initial issue of report	Aug. 26, 2021

Summary of Test Result

Report Clause	Ref. Std. Clause	Test Items	Result (PASS/FAIL)	Remark
1.1.2	15.203	Antenna Requirement	PASS	-
3.1	15.207	AC Power-line Conducted Emissions	PASS	-
3.2	15.247(a)	DTS Bandwidth	PASS	-
3.3	15.247(b)	Maximum Conducted Output Power	PASS	-
3.4	15.247(e)	Power Spectral Density	PASS	-
3.5	15.247(d)	Emissions in Non-restricted Frequency Bands	PASS	-
3.6	15.247(d)	Emissions in Restricted Frequency Bands	PASS	-

Declaration of Conformity:
The test results with all measurement uncertainty excluded are presented in accordance with the regulation limits or requirements declared by manufacturers.
Comments and explanations:
None

Reviewed by: Howard Lee

Report Producer: Amber Chiu

1 General Description

1.1 Information

1.1.1 RF General Information

Frequency Range (MHz)	IEEE Std. 802.11	Ch. Frequency (MHz)	Channel Number
2400-2483.5	b, g, n (HT20)	2412-2462	1-11 [11]

Band	Mode	BWch (MHz)	Nant
2.4-2.4835GHz	802.11b	20	1TX
2.4-2.4835GHz	802.11g	20	1TX
2.4-2.4835GHz	802.11n HT20	20	1TX

Note:
- 11b mode uses a combination of DSSS-DBPSK, DQPSK, CCK modulation.
- 11g, HT20 use a combination of OFDM-BPSK, QPSK, 16QAM, 64QAM modulation.
- BWch is the nominal channel bandwidth.

1.1.2 Antenna Information

Ant.	Brand	Model Name	Antenna Type	Connector	Gain (dBi)
1	LITEON	WN3602M	Printed Antenna	Murata	-0.9

Note 1: The EUT has one antenna.

For 2.4GHz function:

For IEEE 802.11 b/g/n mode (1TX/1RX)

Ant. 1 can be used as transmitting/receiving antenna.

1.1.3 EUT Information

Operational Condition				
EUT Power Type	From DC Power supply			
EUT Function	☒	Point-to-multipoint	☐	Point-to-point
Beamforming Function	☐	With beamforming	☒	Without beamforming

Type of EUT		
☒	Stand-alone	
☐	Combined (EUT where the radio part is fully integrated within another device)	
	Combined Equipment - Brand Name / Model No.:	…
☐	Plug-in radio (EUT intended for a variety of host systems)	
	Host System - Brand Name / Model No.:	…
☐	Other:	

1.1.4 Table for Multiple Listing

The EUT in the following table are all refer to the identical product.

EUT No.	Model	Voltage
1	NIU-LIGHT	3.3V
2	NIU-LIGHT	5V

Note.1: The test voltage 3.3V and 5V configuration was pretested and 3.3V was found to be the worst case for conducted test.

1.1.5 Mode Test Duty Cycle

Mode	DC	DCF(dB)	T(s)	VBW(Hz) ≥ 1/T
802.11b_Nss1,(1Mbps)_1TX	0.573	2.42	4.531m	300
802.11g_Nss1,(6Mbps)_1TX	0.422	3.75	2.113m	1k
802.11n HT20_Nss1,(MCS0)_1TX	0.393	4.06	1.969m	1k

Note. If DC < 0.98, the DCF was added while measuring Output power and PSD.

1.2 Testing Applied Standards

According to the specifications of the manufacturer, the EUT must comply with the requirements of the following standards:

- 47 CFR FCC Part 15
- ANSI C63.10-2013

The following reference test guidance is not within the scope of accreditation of TAF:

- KDB 558074 D01 v05r02
- KDB 414788 D01 v01r01

1.3 Testing Location Information

Test Lab.：Sporton International Inc. Hsinhua Laboratory				
☒ Hsinhua (**TAF:** 3785)	**ADD:** No.52, Huaya 1st Rd., Guishan Dist., Taoyuan City 333411, Taiwan (R.O.C.)			
	TEL: 886-3-327-3456		**FAX:** 886-3-327-0973	
Test site Designation No. TW3785 with FCC.				
Test Condition	**Test Site No.**	**Test Engineer**	**Test Environment**	**Test Date**
AC Conduction	CO04-HY	Vivi Jiang	20.1~22.1°C / 50~54%	09/Jul/2021
RF Conducted	TH06-HY	Vivi Jiang	20.1~23.5°C / 50~55%	09/Jul/2021~03/Aug/2021
Radiated	03CH02-HY	Lego Lin	22.5~26.2°C / 59~63%	08/Jul/2021~03/Aug/2021
☐ Wen 33rd.St. (**TAF:** 3785)	**ADD:** No.14-1, Ln. 19, Wen 33rd St., Guishan Dist., Taoyuan City 333010, Taiwan (R.O.C.)			
	TEL: 886-3-318-0787		**FAX:** 886-3-318-0287	
Test site Designation No. TW0008 with FCC.				

1.4 Measurement Uncertainty

ISO/IEC 17025 requires that an estimate of the measurement uncertainties associated with the emissions test results be included in the report. The measurement uncertainties given below are based on a 95% confidence level (based on a coverage factor (k=2)

Test Items	**Uncertainty**	**Remark**
Conducted Emission (150kHz ~ 30MHz)	0.9 dB	Confidence levels of 95%
Radiated Emission (9kHz ~ 30MHz)	2.4 dB	Confidence levels of 95%
Radiated Emission (30MHz ~ 1,000MHz)	3.7 dB	Confidence levels of 95%
Radiated Emission (1GHz ~ 18GHz)	3.6 dB	Confidence levels of 95%
Radiated Emission (18GHz ~ 40GHz)	3.5 dB	Confidence levels of 95%
Conducted Emission	1.0 dB	Confidence levels of 95%
Temperature	0.41 °C	Confidence levels of 95%
Humidity	3.4 %	Confidence levels of 95%

2 Test Configuration of EUT

2.1 Test Channel Mode

Test Software Version	Dos 6.1

Mode	Power Setting
802.11b_Nss1,(1Mbps)_1TX	-
2412MHz	17
2417MHz	18
2422MHz	19
2437MHz	19
2462MHz	20
802.11g_Nss1,(6Mbps)_1TX	-
2412MHz	12
2417MHz	16
2422MHz	19
2437MHz	25
2452MHz	20
2457MHz	17
2462MHz	14
802.11n HT20_Nss1,(MCS0)_1TX	-
2412MHz	11
2417MHz	16
2422MHz	18
2437MHz	23
2452MHz	18
2457MHz	15
2462MHz	11

2.2 The Worst Case Measurement Configuration

The Worst Case Mode for Following Conformance Tests	
Tests Item	AC power-line conducted emissions
Condition	AC power-line conducted measurement for line and neutral Test Voltage: 120Vac / 60Hz
Operating Mode	CTX
1	Test Fixture 3.3V mode
2	Test Fixture 5V mode

The Worst Case Mode for Following Conformance Tests	
Tests Item	DTS Bandwidth Maximum Conducted Output Power Power Spectral Density Emissions in Non-restricted Frequency Bands Test Voltage: 3.3Vdc
Test Condition	Conducted measurement at transmit chains

The Worst Case Mode for Following Conformance Tests			
Tests Item	Emissions in Restricted Frequency Bands		
Test Condition	Radiated measurement If EUT consist of multiple antenna assembly (multiple antenna are used in EUT regardless of spatial multiplexing MIMO configuration), the radiated test should be performed with highest antenna gain of each antenna type.		
Operating Mode < 1GHz	CTX		
1	Test Fixture 3.3V mode		
2	Test Fixture 5V mode		
Operating Mode > 1GHz	CTX		
Orthogonal Planes of EUT	**X Plane**	**Y Plane**	**Z Plane**
Worst Planes of EUT			V

2.3 Support Equipment

Support Equipment – AC Conduction					
No.	**Equipment**	**Brand Name**	**Model Name**	**FCC ID**	**Remark**
1	DC Power Supply	G.W.	GPS-3030DD	-	-
2	Test Fixture 5V	-	-	-	Note 1
3	Test Fixture 3.3V	-	-	-	Note 1

Note 1: Provided by Customer.

Support Equipment – Conducted					
No.	**Equipment**	**Brand Name**	**Model Name**	**FCC ID**	**Remark**
1	Notebook	DELL	E5410	-	-
2	Adapter for NB	DELL	HA65NM130	-	-
3	DC Power Supply	GW	GPS-3030DD	-	-
4	Fixture	-	-	-	Note 1

Note 1: Provided by Customer.

Support Equipment – Radiated					
No.	**Equipment**	**Brand Name**	**Model Name**	**FCC ID**	**Remark**
1	DC Power Supply	G.W.	GPS-3030DD	-	-
2	Test Fixture 5V	-	-	-	Note 1
3	Test Fixture 3.3V	-	-	-	Note 1

Note 1: Provided by Customer.

2.4 Test Setup Diagram

Test Setup Diagram – AC Line Conducted Emission Test (Mode 1)

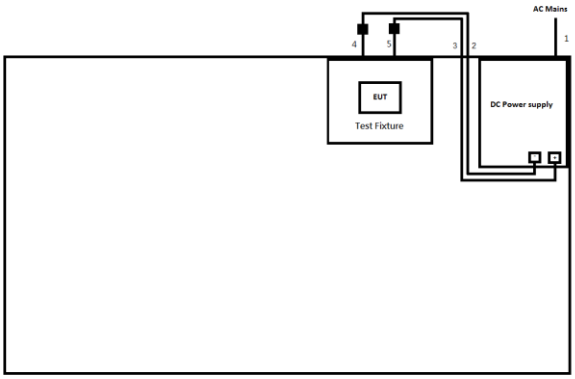

Item	Connection	Shielded	Length(m)	Remark
1	AC Power cable	No	1.8	-
2	DC Power cable(-)	No	0.2	-
3	DC Power cable(+)	No	0.2	-
4	DC Power cable(-)	No	0.1	-
5	DC Power cable(+)	No	0.1	-

Test Setup Diagram – AC Line Conducted Emission Test (Mode 2)

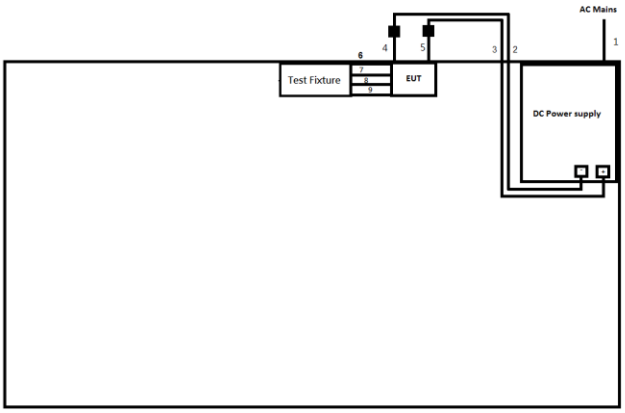

Item	Connection	Shielded	Length(m)	Remark
1	AC Power cable	No	1.8	-
2	DC Power cable(-)	No	0.2	-
3	DC Power cable(+)	No	0.2	-
4	DC Power cable(-)	No	0.1	-
5	DC Power cable(+)	No	0.1	-
6	Fixture cable	No	0.03	-
7	Fixture cable	No	0.03	-
8	Fixture cable	No	0.03	-
9	Fixture cable	No	0.03	-

Test Setup Diagram – Radiated Test (Mode 1)

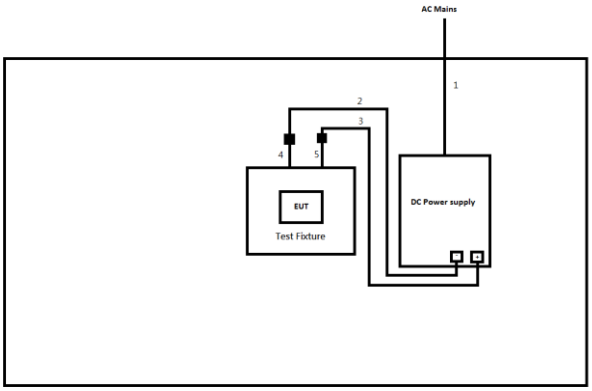

Item	Connection	Shielded	Length(m)	Remark
1	AC Power cable	No	1.8	-
2	DC Power cable(-)	No	0.2	-
3	DC Power cable(+)	No	0.2	-
4	DC Power cable(-)	No	0.1	-
5	DC Power cable(+)	No	0.1	-

Test Setup Diagram – Radiated Test (Mode 2)

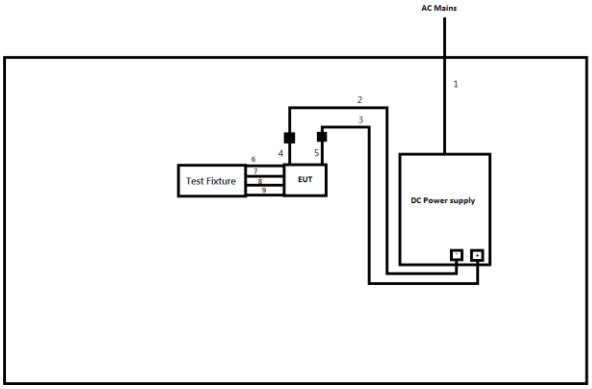

Item	Connection	Shielded	Length(m)	Remark
1	AC Power cable	No	1.8	-
2	DC Power cable(-)	No	0.2	-
3	DC Power cable(+)	No	0.2	-
4	DC Power cable(-)	No	0.1	-
5	DC Power cable(+)	No	0.1	-
6	Fixture cable	No	0.03	-
7	Fixture cable	No	0.03	-
8	Fixture cable	No	0.03	-
9	Fixture cable	No	0.03	-

3 Transmitter Test Result

3.1 AC Power-line Conducted Emissions

3.1.1 AC Power-line Conducted Emissions Limit

AC Power-line Conducted Emissions Limit		
Frequency Emission (MHz)	**Quasi-Peak**	**Average**
0.15-0.5	66 - 56 *	56 - 46 *
0.5-5	56	46
5-30	60	50
Note 1: * Decreases with the logarithm of the frequency.		

3.1.2 Measuring Instruments

Refer a test equipment and calibration data table in this test report.

3.1.3 Test Procedures

Test Method
☒ Refer as ANSI C63.10-2013, clause 6.2 for AC power-line conducted emissions.

3.1.4 Measurement Results Calculation

The measured Level is calculated using:
Corrected Reading: Raw(Read Level) +LISN(LISN Factor) + CL(Cable Loss) + AT(Attenuator).

3.1.5 Test Setup

AC Power-line Conducted Emissions

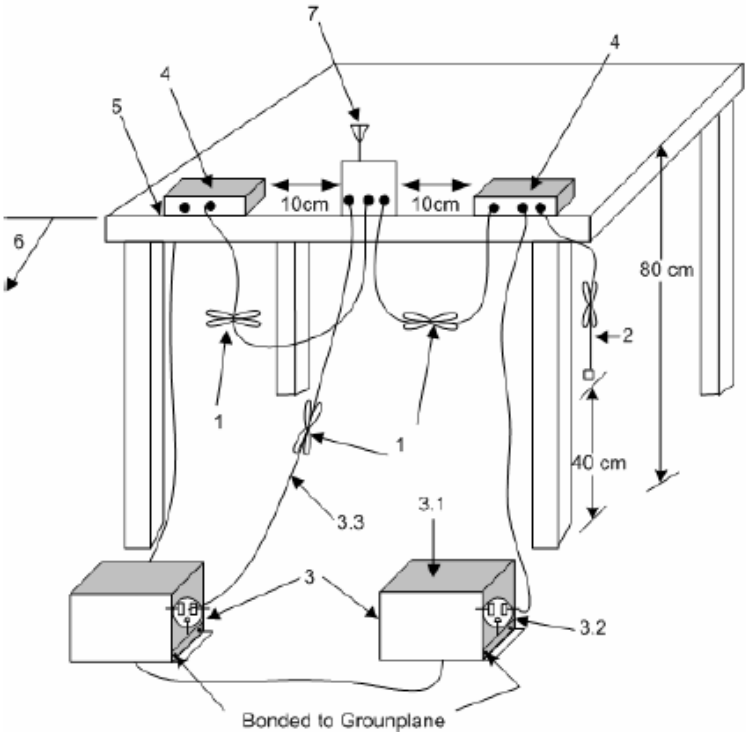

1—Interconnecting cables that hang closer than 40 cm to the ground plane shall be folded back and forth in the center forming a bundle 30 cm to 40 cm long.
2—The I/O cables that are not connected to an accessory shall be bundled in the center. The end of the cable may be terminated, if required, using the correct terminating impedance. The overall length shall not exceed 1 m.
3—EUT connected to one LISN. Unused LISN measuring port connectors shall be terminated in 50Ω loads. LISN may be placed on top of, or immediately beneath, reference ground plane.
3.1—All other equipment powered from additional LISN(s).
3.2—A multiple-outlet strip may be used for multiple power cords of non-EUT equipment.
3.3—LISN at least 80 cm from nearest part of EUT chassis.
4—Non-EUT components of EUT system being tested.
5—Rear of EUT, including peripherals, shall all be aligned and flush with edge of tabletop.
6—Edge of tabletop shall be 40 cm removed from a vertical conducting plane that is bonded to the ground plane.
7—Antenna can be integral or detachable. If detachable, then the antenna shall be attached for this test.

3.1.6 Test Result of AC Power-line Conducted Emissions

Refer as Appendix A

3.2 DTS Bandwidth

3.2.1 6dB Bandwidth Limit

6dB Bandwidth Limit
Systems using digital modulation techniques:
▪ 6 dB bandwidth ≥ 500 kHz.

3.2.2 Measuring Instruments

Refer a test equipment and calibration data table in this test report.

3.2.3 Test Procedures

Test Method	
▪ For the emission bandwidth shall be measured using one of the options below:	
	☒ Refer as KDB 558074. clause 8.2 (11.8 of ANSI C63.10) DTS bandwidth measurement.
	☐ Refer as RSS-Gen, clause 6.7 for occupied bandwidth testing.
	☐ Refer as ANSI C63.10, clause 6.9.3 for occupied bandwidth testing.

3.2.4 Test Setup

Emission Bandwidth



3.2.5 Test Result of Emission Bandwidth

Refer as Appendix B

3.3 Maximum Conducted Output Power

3.3.1 Maximum Conducted Output Power Limit

Maximum Conducted Output Power Limit		
	▪ If $G_{TX} \leq 6$ dBi, then $P_{Out} \leq 30$ dBm (1 W)	
	▪ Point-to-multipoint systems (P2M): If $G_{TX} > 6$ dBi, then $P_{Out} = 30 – (G_{TX} – 6)$ dBm	
	▪ Point-to-point systems (P2P): If $G_{TX} > 6$ dBi, then $P_{Out} = 30 – (G_{TX} – 6)/3$ dBm	
	▪ Smart antenna system (SAS):	
		- Single beam: If $G_{TX} > 6$ dBi, then $P_{Out} = 30 – (G_{TX} – 6)/3$ dBm
		- Overlap beam: If $G_{TX} > 6$ dBi, then $P_{Out} = 30 – (G_{TX} – 6)/3$ dBm
		- Aggregate power on all beams: If $G_{TX} > 6$ dBi, then $P_{Out} = 30 – (G_{TX} – 6)/3 + 8$dB dBm
e.i.r.p. Power Limit:		
▪ 2400-2483.5 MHz Band		
	▪ Point-to-multipoint systems (P2M): $P_{eirp} \leq 36$ dBm (4 W)	
	▪ Point-to-point systems (P2P): $P_{eirp} \leq MAX(36, [P_{Out} + G_{TX}])$ dBm	
	▪ Smart antenna system (SAS)	
		- Single beam: $P_{eirp} \leq MAX(36, P_{Out} + G_{TX})$ dBm
		- Overlap beam: $P_{eirp} \leq MAX(36, P_{Out} + G_{TX})$ dBm
		- Aggregate power on all beams: $P_{eirp} \leq MAX(36, [P_{Out} + G_{TX} + 8])$ dBm
P_{Out} = maximum peak conducted output power or maximum conducted output power in dBm, **G_{TX}** = the maximum transmitting antenna directional gain in dBi.		

3.3.2 Measuring Instruments

Refer a test equipment and calibration data table in this test report.

3.3.3 Test Procedures

Test Method	
▪ Maximum Peak Conducted Output Power	
	☐ Refer as KDB 558074, clause 8.3.1.1 (11.9.1.1 of ANSI C63.10) RBW ≥ EBW method.
	☐ Refer as KDB 558074, clause 8.3.1.2 (11.9.1.2 of ANSI C63.10) integrated band power method.
	☐ Refer as KDB 558074, clause 8.3.1.3 (11.9.1.3 of ANSI C63.10) peak power meter.
▪ Maximum Average Conducted Output Power	
	☐ Refer as KDB 558074, clause 8.3.2.2 (11.9.2.2 of ANSI C63.10) using a spectrum analyzer.
	☒ Refer as KDB 558074, clause 8.3.2.3 (11.9.2.3 of ANSI C63.10) using a power meter.
▪ For conducted measurement.	
	▪ If the EUT supports multiple transmit chains using options given below: Refer as KDB 662911, In-band power measurements. Using the measure-and-sum approach, measured all transmit ports individually. Sum the power (in linear power units e.g., mW) of all ports for each individual sample and save them.
	▪ If multiple transmit chains, EIRP calculation could be following as methods: $P_{total} = P_1 + P_2 + \ldots + P_n$ (calculated in linear unit [mW] and transfer to log unit [dBm]) $EIRP_{total} = P_{total} + DG$

3.3.4 Test Setup

Maximum Conducted Output Power (Power Meter)

3.3.5 Test Result of Maximum Conducted Output Power

Refer as Appendix C

3.4 Power Spectral Density

3.4.1 Power Spectral Density Limit

Power Spectral Density Limit
▪ Power Spectral Density (PSD) ≤ 8 dBm/3kHz

3.4.2 Measuring Instruments

Refer a test equipment and calibration data table in this test report.

3.4.3 Test Procedures

Test Method		
▪ Peak power spectral density procedures that the same method as used to determine the conducted output power. If maximum peak conducted output power was measured to demonstrate compliance to the output power limit, then the peak PSD procedure below (Method PKPSD) shall be used. If maximum conducted output power was measured to demonstrate compliance to the output power limit, then one of the average PSD procedures shall be used, as applicable based on the following criteria (the peak PSD procedure is also an acceptable option).		
	☒ Refer as KDB 558074, clause 8.4 (11.10 of ANSI C63.10) Max. PSD.	
▪ For conducted measurement.		
	▪ If The EUT supports multiple transmit chains using options given below:	
		▪ Measure and sum the spectra across the outputs. Refer as KDB 662911, In-band power spectral density (PSD). Sample all transmit ports simultaneously using a spectrum analyzer for each transmit port. Where the trace bin-by-bin of each transmit port summing can be performed. (i.e., in the first spectral bin of output 1 is summed with that in the first spectral bin of output 2 and that from the first spectral bin of output 3, and so on up to the NTX output to obtain the value for the first frequency bin of the summed spectrum.). Add up the amplitude (power) values for the different transmit chains and use this as the new data trace.

3.4.4 Test Setup

Power Spectral Density


3.4.5 Test Result of Power Spectral Density

Refer as Appendix D

3.5 Emissions in Non-restricted Frequency Bands

3.5.1 Emissions in Non-restricted Frequency Bands Limit

Un-restricted Band Emissions Limit	
RF output power procedure	**Limit (dB)**
Peak output power procedure	20
Average output power procedure	30

Note 1: If the peak output power procedure is used to measure the fundamental emission power to demonstrate compliance to requirements, then the peak conducted output power measured within any 100 kHz outside the authorized frequency band shall be attenuated by at least 20 dB relative to the maximum measured in-band peak level.

Note 2: If the average output power procedure is used to measure the fundamental emission power to demonstrate compliance to requirements, then the power in any 100 kHz outside of the authorized frequency band shall be attenuated by at least 30 dB relative to the maximum measured in-band average level.

3.5.2 Measuring Instruments

Refer a test equipment and calibration data table in this test report.

3.5.3 Test Procedures

Test Method
▪ Refer as KDB 558074, clause 8.5 (11.11 of ANSI C63.10) for non-restricted frequency bands.

3.5.4 Test Setup

Emissions in Non-restricted Frequency Bands

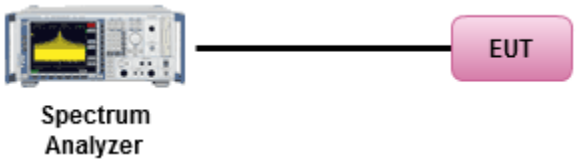

3.5.5 Test Result of Emissions in Non-restricted Frequency Bands

Refer as Appendix E

3.6 Emissions in Restricted Frequency Bands

3.6.1 Emissions in Restricted Frequency Bands Limit

Restricted Band Emissions Limit			
Frequency Range (MHz)	**Field Strength (uV/m)**	**Field Strength (dBuV/m)**	**Measure Distance (m)**
0.009~0.490	2400/F(kHz)	48.5 - 13.8	300
0.490~1.705	24000/F(kHz)	33.8 - 23	30
1.705~30.0	30	29	30
30~88	100	40	3
88~216	150	43.5	3
216~960	200	46	3
Above 960	500	54	3

Note 1: Test distance for frequencies at or above 30 MHz, measurements may be performed at a distance other than the limit distance provided they are not performed in the near field and the emissions to be measured can be detected by the measurement equipment. When performing measurements at a distance other than that specified, the results shall be extrapolated to the specified distance using an extrapolation factor of 20 dB/decade (inverse of linear distance for field-strength measurements, inverse of linear distance-squared for power-density measurements).

Note 2: Test distance for frequencies at below 30 MHz, measurements may be performed at a distance closer than the EUT limit distance; however, an attempt should be made to avoid making measurements in the near field. When performing measurements below 30 MHz at a closer distance than the limit distance, the results shall be extrapolated to the specified distance by either making measurements at a minimum of two or more distances on at least one radial to determine the proper extrapolation factor or by using the square of an inverse linear distance extrapolation factor (40 dB/decade). The test report shall specify the extrapolation method used to determine compliance of the EUT.

Note 3: Using the distance of 1m during the test for above 18 GHz, and the test value to correct for the distance factor at 3m.

3.6.2 Measuring Instruments

Refer a test equipment and calibration data table in this test report.

3.6.3 Test Procedures

Test Method	
▪ The average emission levels shall be measured in [duty cycle ≥ 98 or duty factor].	
▪ Refer as ANSI C63.10, clause 6.10.3 band-edge testing shall be performed at the lowest frequency channel and highest frequency channel within the allowed operating band.	
▪ For the transmitter unwanted emissions shall be measured using following options below:	
	▪ Refer as KDB 558074, clause 8.6 (11.12 of ANSI C63.10) for restricted frequency bands.
▪ For the transmitter band-edge emissions shall be measured using following options below:	
	▪ Refer as KDB 558074 clause 8.7.1, When the performing peak or average radiated measurements, emissions within 2 MHz of the authorized band edge may be measured using the marker-delta method described below.
	▪ Refer as KDB 558074, clause 8.7.2 (6.10.6 of ANSI C63.10) for marker-delta method for band-edge measurements.
	▪ Refer as KDB 558074, clause 8.7.3 for narrower resolution bandwidth (100kHz) using the band power and summing the spectral levels.
▪ Use the following spectrum analyzer settings:	
	▪ Set RBW=100 kHz for f < 1 GHz; VBW=3 * RBW; Sweep = auto; Detector function = peak; Trace = max hold.
	▪ Set RBW = 1 MHz, VBW= 3MHz for f ≥ 1 GHz for peak measurement. For average measurement, refer as 1.1.4.
▪ KDB 414788 Open-Field Test Sites and Chamber Correlation Justification.	
	▪ Based on FCC 15.31(f)(2): measurements may be performed at a distance closer than that specified in regulations; however, an attempt should be made to avoid making measurements in the near field.
	▪ Open-field site and chamber correlation testing had been performed and chamber measured test result is the worst case test result.

3.6.4 Measurement Results Calculation

The measured Level is calculated using:
Corrected Reading: Raw(Read Level) + AF(Antenna Factor) + CL(Cable Loss) - PA(Preamp Factor)

3.6.5 Test Setup

Emissions in Restricted Frequency Bands
9kHz ~30MHz
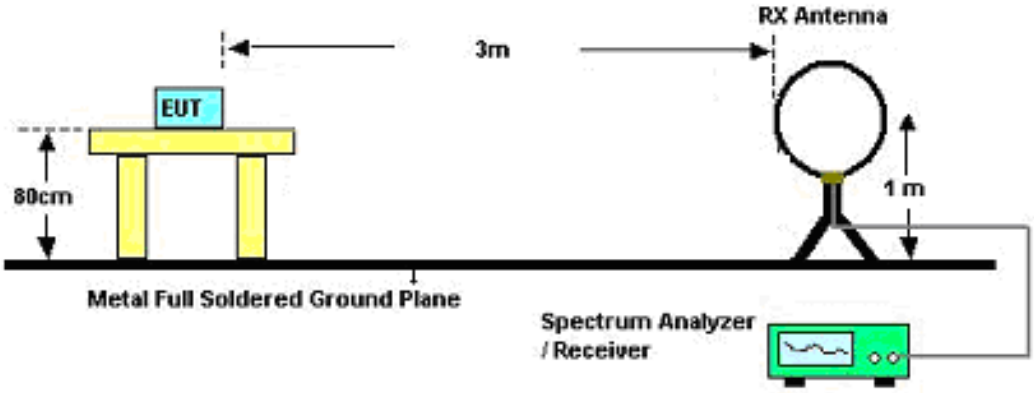
30MHz~1GHz
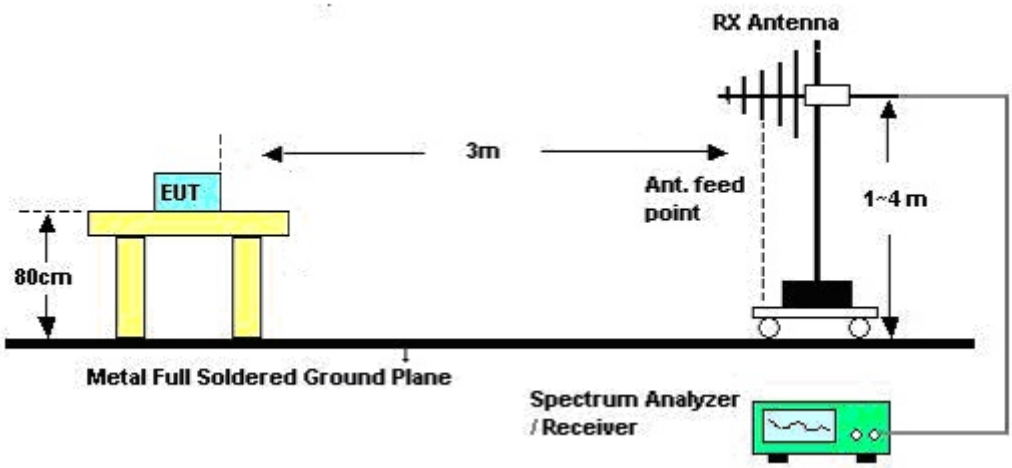

Above 1GHz

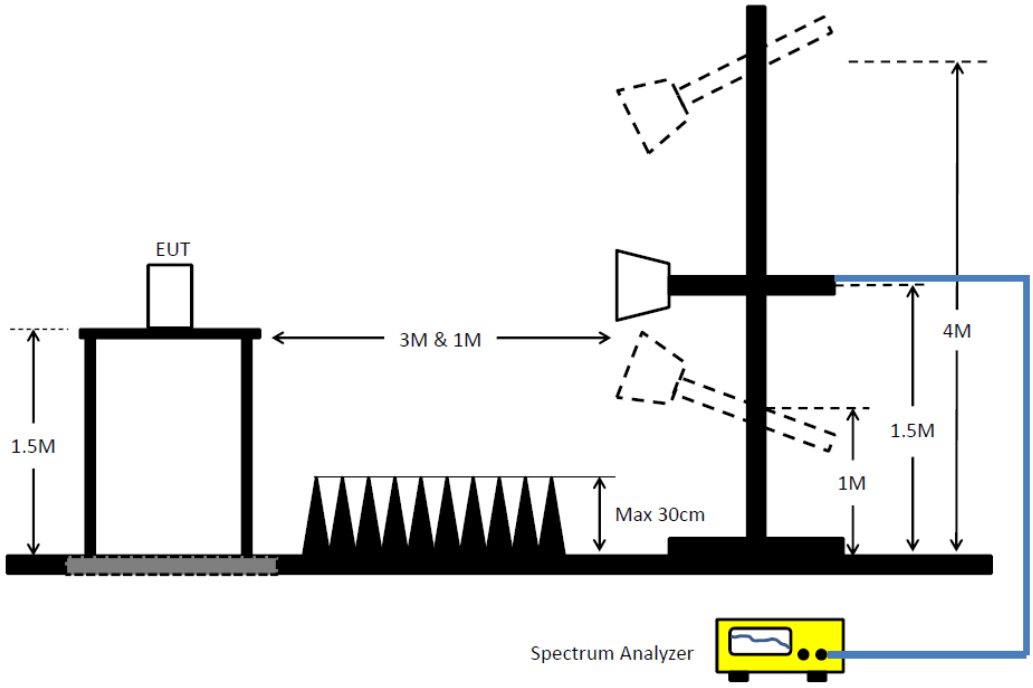

3.6.6 Test Result of Emissions in Restricted Frequency Bands (Below 30MHz)

The amplitude of spurious emissions which are attenuated by more than 20dB below the permissible value has no need to be reported.

3.6.7 Test Result of Emissions in Restricted Frequency Bands

Refer as Appendix F

4 Test Equipment and Calibration Data

Instrument for AC Conduction

Instrument	Manufacturer /Brand	Model No.	Serial No.	Spec.	Calibration Date	Calibration Due Date
EMI Test Receiver	R&S	ESR	102052	9kHz ~ 3.6GHz	19/Apr/2021	18/Apr/2022
LISN	R&S	ENV216	101295	9kHz ~ 30MHz	11/Nov/2020	10/Nov/2021
RF Cable 5m	TITAN	TITAN	CO04-cable-01	0.1MHz~200MHz	03/Mar/2021	02/Mar/2022
Impuls Begrenzer Pulse Limiter	SCHWARZBECK	VTSD 9561-F	9561-F041	9kHz ~ 30MHz	21/Sep/2020	20/Sep/2021

Instrument for Conducted Test

Instrument	Manufacturer /Brand	Model No.	Serial No.	Spec.	Calibration Date	Calibration Due Date
Signal Analyzer	R&S	FSV 40	101013	10Hz~40GHz	30/Mar/2021	29/Mar/2022
SMB100A Signal Generator	R&S	SMB100A03	181147	100kHz~40GHz	20/Oct/2020	19/Oct/2021
Pulse Sensor	Anritsu	MA2411B	0917017	300MHz~40GHz	23/Feb/2021	22/Feb/2022
Power Meter	Anritsu	ML2495A	0949003	300MHz~40GHz	23/Feb/2021	22/Feb/2022

Instrument for Radiated Test

Instrument	Manufacturer /Brand	Model No.	Serial No.	Spec.	Calibration Date	Calibration Due Date
3m Semi Anechoic Chamber	SIDT FRANKONIA	SAC-3M	03CH02-HY	30MHz~1GHz 3m	04/Aug/2020	03/Aug/2021
3m Semi Anechoic Chamber	SIDT FRANKONIA	SAC-3M	03CH02-HY	1GHz~18GHz 3m	02/Aug/2020	01/Aug/2021
3m Semi Anechoic Chamber	SIDT FRANKONIA	SAC-3M	03CH02-HY	30MHz~1GHz 3m	03/Aug/2021	02/Aug/2022
3m Semi Anechoic Chamber	SIDT FRANKONIA	SAC-3M	03CH02-HY	1GHz~18GHz 3m	01/Aug/2021	31/Jul/2022
Signal Analyzer	R&S	FSP40	100593	9kHz~40GHz	12/Mar/2021	11/Mar/2022
Amplifier	Agilent	8447D	2944A11149	100kHz~1.3GHz	29/Jun/2021	28/Jun/2022
Microwave Preamplifier	Agilent	8449B	3008A02373	1GHz~26.5GHz	23/Oct/2020	22/Oct/2021
Bilog Antenna & 5dB Attenuator	SCHAFFNER / MTJ	CBL 6112B / MTJ6102-05	2723 / 2	30MHz~1GHz	06/Sep/2020	05/Sep/2021
Double Ridged Guide Horn Antenna	SCHWARZBEC	BBHA 9120 D	BBHA 9120 D 01543	1GHz~18GHz	04/Jun/2021	03/Jun/2022
RF Cable	MVE	400LL	MVE-1-0802	9kHz~30MHz	05/May/2021	04/May/2022
RF Cable	MVE	400LL	MVE-1-0802	30MHz~1GHz	05/May/2021	04/May/2022
RF Cable-R03m	HUBER+SUHNER	SUCOFLEX104	805193/4+805192/4	1GHz~40GHz	06/Apr/2021	05/Apr/2022
Broadband Horn Antenna	SCHWARZBECK	BBHA 9170	BBHA 9170221	15GHz~40GHz	11/Mar/2021	10/Mar/2022
Microwave Premplifier	EMC INSTRUMENTS	EM18G40G	060604	18GHz~40GHz	09/Mar/2021	08/Mar/2022
EMI Test Receiver	R&S	ESR3	102052	9kHz~3.6GHz	19/Apr/2021	18/Apr/2022

Summary

Mode	Result	Type	Freq (Hz)	Level (dBuV)	Limit (dBuV)	Margin (dB)	Condition
Mode 1	Pass	AV	2.091M	14.48	46.00	-31.52	Neutral
Mode 2	Pass	AV	2.185M	14.30	46.00	-31.70	Neutral

Mode config

Mode	Result	Type	Freq (Hz)	Level (dBuV)	Limit (dBuV)	Margin (dB)	Condition	Comments
Mode 1	Pass	QP	150.6k	18.47	65.96	-47.49	Line	-
Mode 1	Pass	AV	150.6k	17.75	55.96	-38.21	Line	-
Mode 1	Pass	QP	185.344k	16.38	64.24	-47.86	Line	-
Mode 1	Pass	AV	185.344k	14.81	54.24	-39.43	Line	-
Mode 1	Pass	QP	200.748k	16.12	63.57	-47.45	Line	-
Mode 1	Pass	AV	200.748k	14.68	53.57	-38.89	Line	-
Mode 1	Pass	QP	2.301M	16.05	56.00	-39.95	Line	-
Mode 1	Pass	AV	2.301M	13.51	46.00	-32.49	Line	-
Mode 1	Pass	QP	4.04M	15.67	56.00	-40.33	Line	-
Mode 1	Pass	AV	4.04M	14.11	46.00	-31.89	Line	-
Mode 1	Pass	QP	11.591M	16.35	60.00	-43.65	Line	-
Mode 1	Pass	AV	11.591M	14.56	50.00	-35.44	Line	-
Mode 1	Pass	QP	151.202k	18.42	65.92	-47.50	Neutral	-
Mode 1	Pass	AV	151.202k	17.52	55.92	-38.40	Neutral	-
Mode 1	Pass	QP	181.681k	16.53	64.41	-47.88	Neutral	-
Mode 1	Pass	AV	181.681k	15.10	54.41	-39.31	Neutral	-
Mode 1	Pass	QP	208.925k	16.33	63.25	-46.92	Neutral	-
Mode 1	Pass	AV	208.925k	14.81	53.25	-38.44	Neutral	-
Mode 1	Pass	QP	2.091M	17.96	56.00	-38.04	Neutral	-
Mode 1	Pass	AV	2.091M	14.48	46.00	-31.52	Neutral	-
Mode 1	Pass	QP	4.155M	15.57	56.00	-40.43	Neutral	-
Mode 1	Pass	AV	4.155M	14.18	46.00	-31.82	Neutral	-
Mode 1	Pass	QP	27.784M	17.21	60.00	-42.79	Neutral	-
Mode 1	Pass	AV	27.784M	15.09	50.00	-34.91	Neutral	-
Mode 2	Pass	QP	152.414k	17.88	65.87	-47.99	Line	-
Mode 2	Pass	AV	152.414k	17.01	55.87	-38.86	Line	-
Mode 2	Pass	QP	167.739k	16.85	65.06	-48.21	Line	-
Mode 2	Pass	AV	167.739k	15.34	55.06	-39.72	Line	-
Mode 2	Pass	QP	187.577k	16.19	64.15	-47.96	Line	-
Mode 2	Pass	AV	187.577k	14.58	54.15	-39.57	Line	-
Mode 2	Pass	QP	2.247M	16.76	56.00	-39.24	Line	-
Mode 2	Pass	AV	2.247M	13.81	46.00	-32.19	Line	-
Mode 2	Pass	QP	3.656M	15.58	56.00	-40.42	Line	-
Mode 2	Pass	AV	3.656M	13.94	46.00	-32.06	Line	-
Mode 2	Pass	QP	10.16M	16.78	60.00	-43.22	Line	-
Mode 2	Pass	AV	10.16M	14.95	50.00	-35.05	Line	-
Mode 2	Pass	QP	150.6k	18.89	65.96	-47.07	Neutral	-
Mode 2	Pass	AV	150.6k	17.79	55.96	-38.17	Neutral	-
Mode 2	Pass	QP	175.97k	16.25	64.68	-48.43	Neutral	-
Mode 2	Pass	AV	175.97k	15.03	54.68	-39.65	Neutral	-
Mode 2	Pass	QP	225.388k	14.85	62.62	-47.77	Neutral	-
Mode 2	Pass	AV	225.388k	13.73	52.62	-38.89	Neutral	-
Mode 2	Pass	QP	2.185M	17.65	56.00	-38.35	Neutral	-
Mode 2	Pass	AV	2.185M	14.30	46.00	-31.70	Neutral	-
Mode 2	Pass	QP	2.376M	15.20	56.00	-40.80	Neutral	-
Mode 2	Pass	AV	2.376M	13.34	46.00	-32.66	Neutral	-
Mode 2	Pass	QP	28.006M	17.45	60.00	-42.55	Neutral	-
Mode 2	Pass	AV	28.006M	15.37	50.00	-34.63	Neutral	-

Conducted Emissions at Powerline_Mode 1

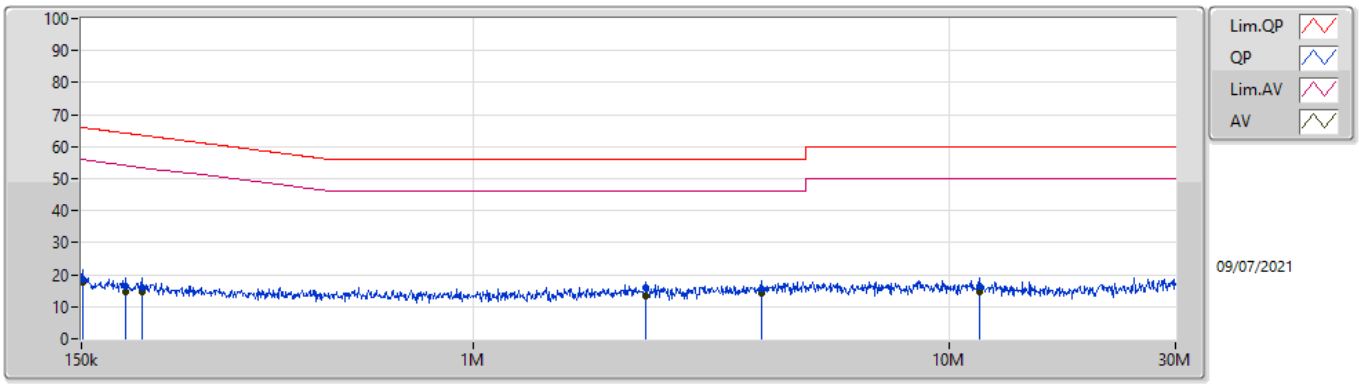

Type	Freq	Level	Limit	Margin	Factor	Condition	Comment	Raw	LISN	CL	AT
	(Hz)	(dBuV)	(dBuV)	(dB)	(dB)			(dBuV)	(dB)	(dB)	(dB)
QP	150.6k	18.47	65.96	-47.49	19.63	Line	-	-1.16	9.69	0.04	9.90
AV	150.6k	17.75	55.96	-38.21	19.63	Line	-	-1.88	9.69	0.04	9.90
QP	185.344k	16.38	64.24	-47.86	19.62	Line	-	-3.24	9.68	0.04	9.90
AV	185.344k	14.81	54.24	-39.43	19.62	Line	-	-4.81	9.68	0.04	9.90
QP	200.748k	16.12	63.57	-47.45	19.62	Line	-	-3.50	9.68	0.04	9.90
AV	200.748k	14.68	53.57	-38.89	19.62	Line	-	-4.94	9.68	0.04	9.90
QP	2.301M	16.05	56.00	-39.95	19.61	Line	-	-3.56	9.68	0.11	9.82
AV	2.301M	13.51	46.00	-32.49	19.61	Line	-	-6.10	9.68	0.11	9.82
QP	4.04M	15.67	56.00	-40.33	19.73	Line	-	-4.06	9.69	0.14	9.90
AV	4.04M	14.11	46.00	-31.89	19.73	Line	-	-5.62	9.69	0.14	9.90
QP	11.591M	16.35	60.00	-43.65	19.83	Line	-	-3.48	9.71	0.22	9.90
AV	11.591M	14.56	50.00	-35.44	19.83	Line	-	-5.27	9.71	0.22	9.90

Conducted Emissions at Powerline_Mode 1

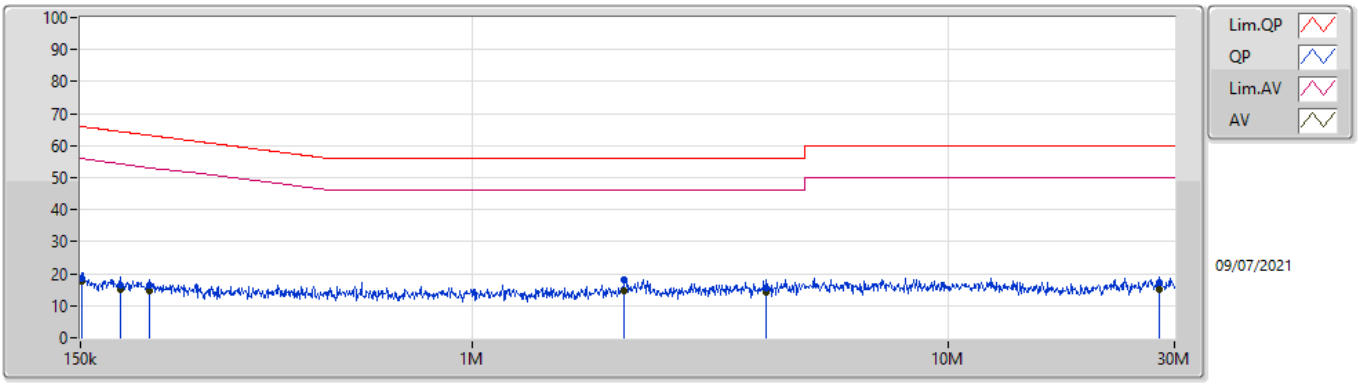

Type	Freq	Level	Limit	Margin	Factor	Condition	Comment	Raw	LISN	CL	AT
	(Hz)	(dBuV)	(dBuV)	(dB)	(dB)			(dBuV)	(dB)	(dB)	(dB)
QP	151.202k	18.42	65.92	-47.50	19.63	Neutral	-	-1.21	9.69	0.04	9.90
AV	151.202k	17.52	55.92	-38.40	19.63	Neutral	-	-2.11	9.69	0.04	9.90
QP	181.681k	16.53	64.41	-47.88	19.62	Neutral	-	-3.09	9.68	0.04	9.90
AV	181.681k	15.10	54.41	-39.31	19.62	Neutral	-	-4.52	9.68	0.04	9.90
QP	208.925k	16.33	63.25	-46.92	19.62	Neutral	-	-3.29	9.68	0.04	9.90
AV	208.925k	14.81	53.25	-38.44	19.62	Neutral	-	-4.81	9.68	0.04	9.90
QP	2.091M	17.96	56.00	-38.04	19.59	Neutral	-	-1.63	9.68	0.10	9.81
AV	2.091M	14.48	46.00	-31.52	19.59	Neutral	-	-5.11	9.68	0.10	9.81
QP	4.155M	15.57	56.00	-40.43	19.73	Neutral	-	-4.16	9.69	0.14	9.90
AV	4.155M	14.18	46.00	-31.82	19.73	Neutral	-	-5.55	9.69	0.14	9.90
QP	27.784M	17.21	60.00	-42.79	19.94	Neutral	-	-2.73	9.71	0.33	9.90
AV	27.784M	15.09	50.00	-34.91	19.94	Neutral	-	-4.85	9.71	0.33	9.90

Conducted Emissions at Powerline_Mode 2

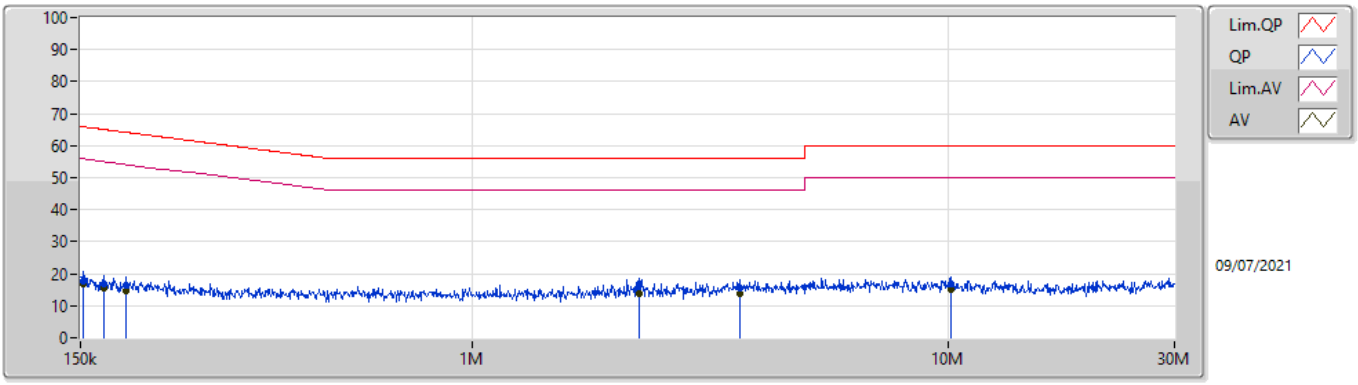

Type	Freq	Level	Limit	Margin	Factor	Condition	Comment	Raw	LISN	CL	AT
	(Hz)	(dBuV)	(dBuV)	(dB)	(dB)			(dBuV)	(dB)	(dB)	(dB)
QP	152.414k	17.88	65.87	-47.99	19.63	Line	-	-1.75	9.69	0.04	9.90
AV	152.414k	17.01	55.87	-38.86	19.63	Line	-	-2.62	9.69	0.04	9.90
QP	167.739k	16.85	65.06	-48.21	19.63	Line	-	-2.78	9.69	0.04	9.90
AV	167.739k	15.34	55.06	-39.72	19.63	Line	-	-4.29	9.69	0.04	9.90
QP	187.577k	16.19	64.15	-47.96	19.62	Line	-	-3.43	9.68	0.04	9.90
AV	187.577k	14.58	54.15	-39.57	19.62	Line	-	-5.04	9.68	0.04	9.90
QP	2.247M	16.76	56.00	-39.24	19.61	Line	-	-2.85	9.68	0.11	9.82
AV	2.247M	13.81	46.00	-32.19	19.61	Line	-	-5.80	9.68	0.11	9.82
QP	3.656M	15.58	56.00	-40.42	19.71	Line	-	-4.13	9.69	0.13	9.89
AV	3.656M	13.94	46.00	-32.06	19.71	Line	-	-5.77	9.69	0.13	9.89
QP	10.16M	16.78	60.00	-43.22	19.82	Line	-	-3.04	9.72	0.20	9.90
AV	10.16M	14.95	50.00	-35.05	19.82	Line	-	-4.87	9.72	0.20	9.90

Conducted Emissions at Powerline_Mode 2

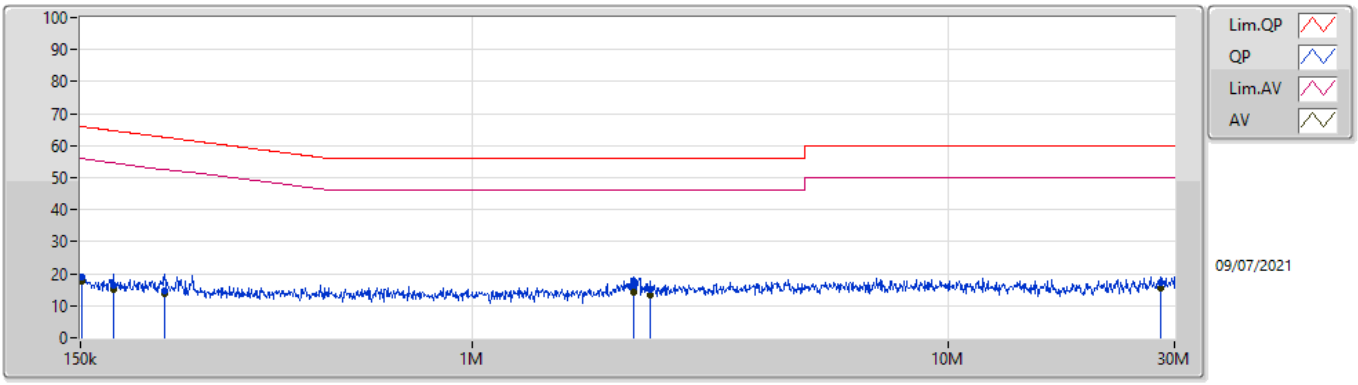

Type	Freq	Level	Limit	Margin	Factor	Condition	Comment	Raw	LISN	CL	AT
	(Hz)	(dBuV)	(dBuV)	(dB)	(dB)			(dBuV)	(dB)	(dB)	(dB)
QP	150.6k	18.89	65.96	-47.07	19.63	Neutral	-	-0.74	9.69	0.04	9.90
AV	150.6k	17.79	55.96	-38.17	19.63	Neutral	-	-1.84	9.69	0.04	9.90
QP	175.97k	16.25	64.68	-48.43	19.62	Neutral	-	-3.37	9.68	0.04	9.90
AV	175.97k	15.03	54.68	-39.65	19.62	Neutral	-	-4.59	9.68	0.04	9.90
QP	225.388k	14.85	62.62	-47.77	19.62	Neutral	-	-4.77	9.68	0.04	9.90
AV	225.388k	13.73	52.62	-38.89	19.62	Neutral	-	-5.89	9.68	0.04	9.90
QP	2.185M	17.65	56.00	-38.35	19.60	Neutral	-	-1.95	9.68	0.11	9.81
AV	2.185M	14.30	46.00	-31.70	19.60	Neutral	-	-5.30	9.68	0.11	9.81
QP	2.376M	15.20	56.00	-40.80	19.61	Neutral	-	-4.41	9.68	0.11	9.82
AV	2.376M	13.34	46.00	-32.66	19.61	Neutral	-	-6.27	9.68	0.11	9.82
QP	28.006M	17.45	60.00	-42.55	19.94	Neutral	-	-2.49	9.71	0.33	9.90
AV	28.006M	15.37	50.00	-34.63	19.94	Neutral	-	-4.57	9.71	0.33	9.90

Summary

Mode	Max-N dB (Hz)	Max-OBW (Hz)	ITU-Code	Min-N dB (Hz)	Min-OBW (Hz)
2.4-2.4835GHz	-	-	-	-	-
802.11b_Nss1,(1Mbps)_1TX	10.1M	14.743M	14M7G1D	10.05M	14.018M
802.11g_Nss1,(6Mbps)_1TX	16.325M	26.737M	26M7D1D	16.325M	16.592M
802.11n HT20_Nss1,(MCS0)_1TX	17.575M	26.712M	26M7D1D	17.55M	17.766M

Max-N dB = Maximum 6dB down bandwidth; Max-OBW = Maximum 99% occupied bandwidth;
Min-N dB = Minimum 6dB down bandwidth; Min-OBW = Minimum 99% occupied bandwidth

Result

Mode	Result	Limit (Hz)	Port 1-N dB (Hz)	Port 1-OBW (Hz)
802.11b_Nss1,(1Mbps)_1TX	-	-	-	-
2412MHz	Pass	500k	10.075M	14.018M
2437MHz	Pass	500k	10.05M	14.643M
2462MHz	Pass	500k	10.1M	14.743M
802.11g_Nss1,(6Mbps)_1TX	-	-	-	-
2412MHz	Pass	500k	16.325M	16.692M
2437MHz	Pass	500k	16.325M	26.737M
2462MHz	Pass	500k	16.325M	16.592M
802.11n HT20_Nss1,(MCS0)_1TX	-	-	-	-
2412MHz	Pass	500k	17.575M	17.766M
2437MHz	Pass	500k	17.55M	26.712M
2462MHz	Pass	500k	17.575M	17.766M

Port X-N dB = Port X 6dB down bandwidth;
Port X-OBW = Port X 99% occupied bandwidth

802.11b_Nss1,(1Mbps)_1TX EBW

2412MHz

09/07/2021

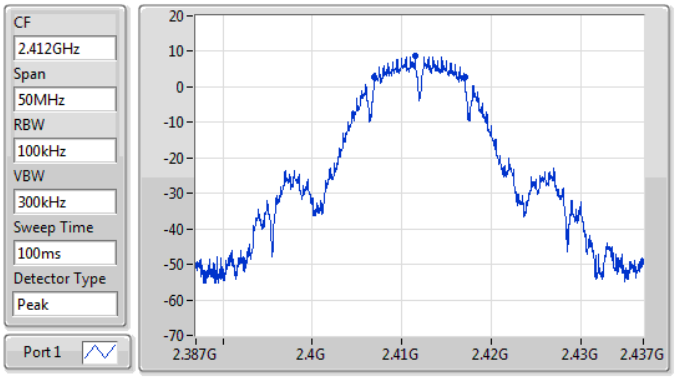

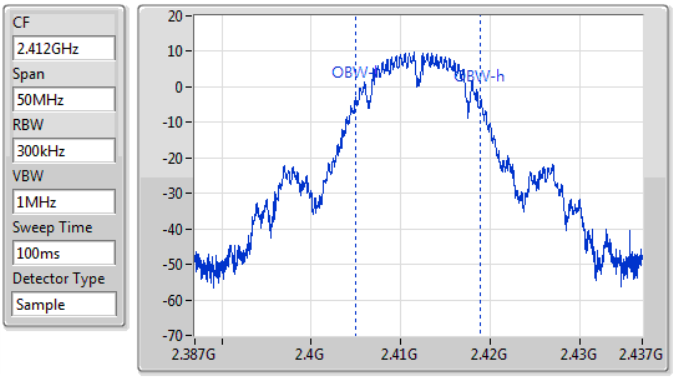

6dB(Hz)	Fl-6dB(Hz)	Fh-6dB(Hz)	OBW(Hz)	Fl-OBW(Hz)	Fh-OBW(Hz)	Limit(Hz)	Port
10.075M	2.40695G	2.417025G	14.018M	2.404904G	2.418922G	500k	1

802.11b_Nss1,(1Mbps)_1TX EBW

2437MHz

09/07/2021

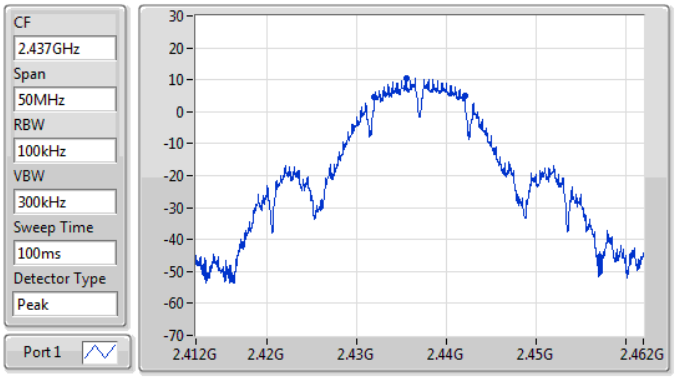

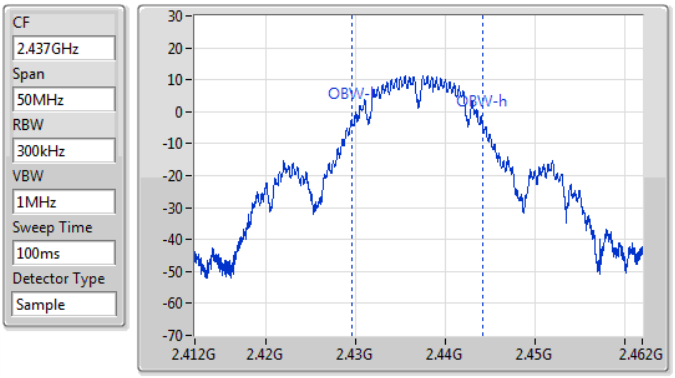

6dB(Hz)	Fl-6dB(Hz)	Fh-6dB(Hz)	OBW(Hz)	Fl-OBW(Hz)	Fh-OBW(Hz)	Limit(Hz)	Port
10.05M	2.431975G	2.442025G	14.643M	2.429504G	2.444146G	500k	1

802.11b_Nss1,(1Mbps)_1TX EBW

2462MHz

09/07/2021

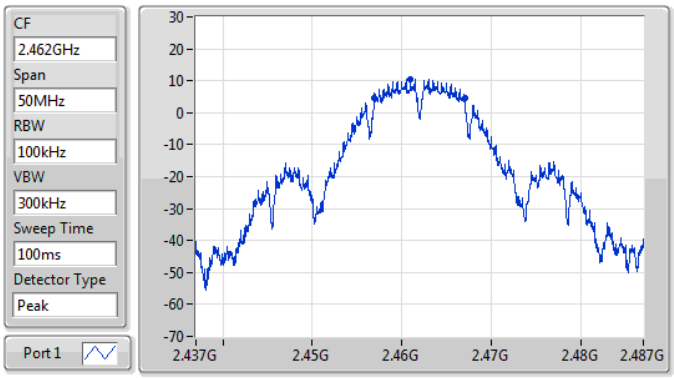

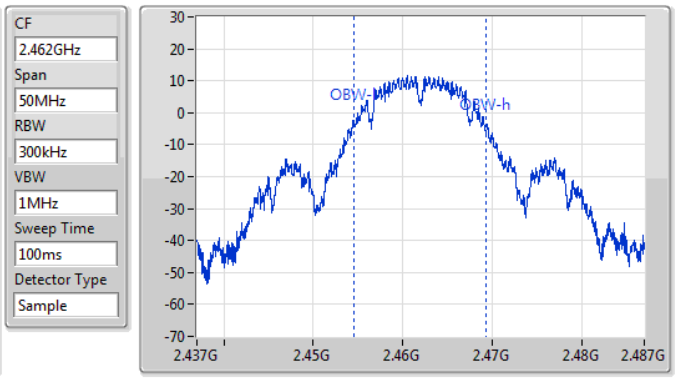

6dB(Hz)	Fl-6dB(Hz)	Fh-6dB(Hz)	OBW(Hz)	Fl-OBW(Hz)	Fh-OBW(Hz)	Limit(Hz)	Port
10.1M	2.45695G	2.46705G	14.743M	2.454504G	2.469246G	500k	1

802.11g_Nss1,(6Mbps)_1TX EBW

2412MHz

09/07/2021

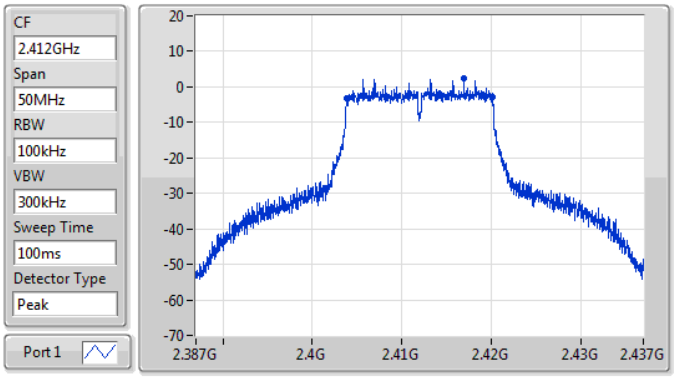

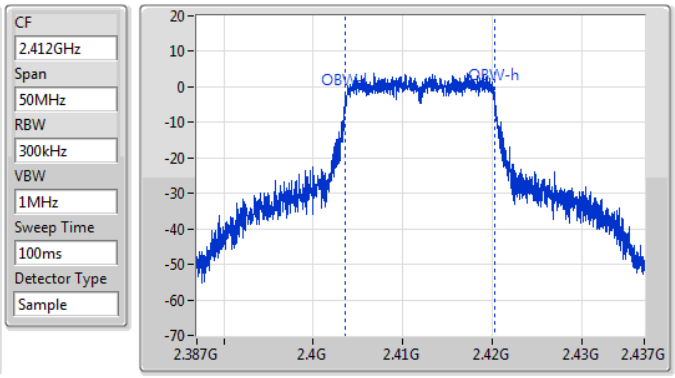

6dB(Hz)	Fl-6dB(Hz)	Fh-6dB(Hz)	OBW(Hz)	Fl-OBW(Hz)	Fh-OBW(Hz)	Limit(Hz)	Port
16.325M	2.403825G	2.42015G	16.692M	2.403604G	2.420296G	500k	1

802.11g_Nss1,(6Mbps)_1TX EBW

2437MHz

09/07/2021

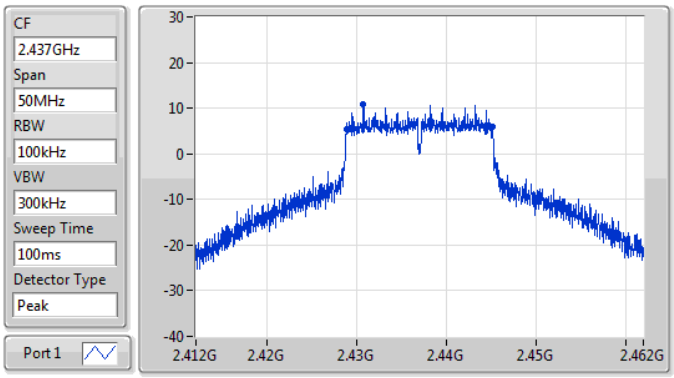

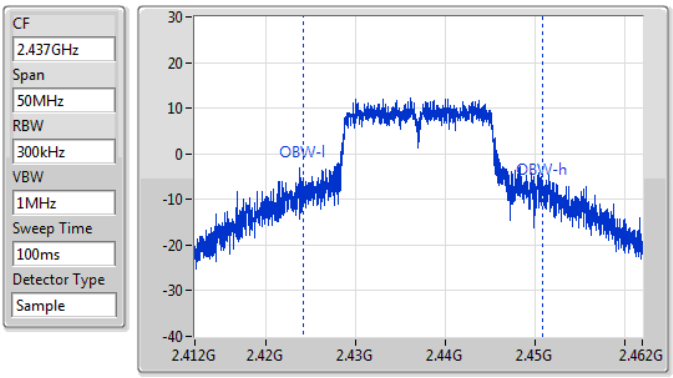

6dB(Hz)	Fl-6dB(Hz)	Fh-6dB(Hz)	OBW(Hz)	Fl-OBW(Hz)	Fh-OBW(Hz)	Limit(Hz)	Port
16.325M	2.428825G	2.44515G	26.737M	2.424081G	2.450818G	500k	1

802.11g_Nss1,(6Mbps)_1TX EBW

2462MHz

09/07/2021

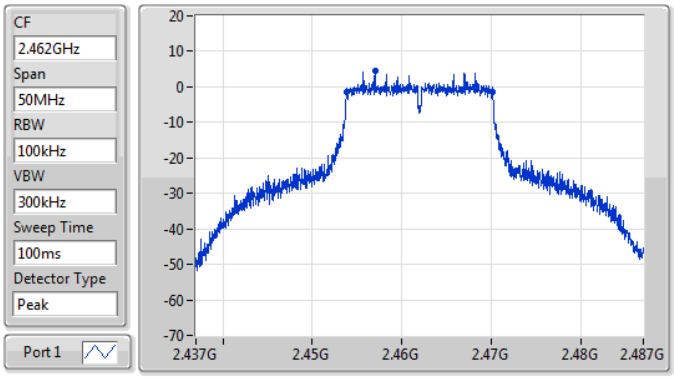

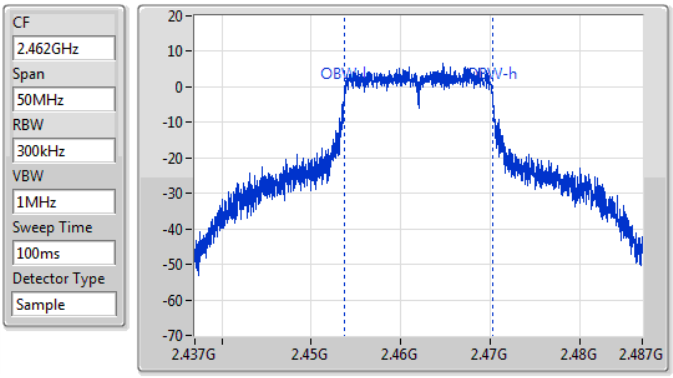

6dB(Hz)	Fl-6dB(Hz)	Fh-6dB(Hz)	OBW(Hz)	Fl-OBW(Hz)	Fh-OBW(Hz)	Limit(Hz)	Port
16.325M	2.453825G	2.47015G	16.592M	2.453679G	2.470271G	500k	1

802.11n HT20_Nss1,(MCS0)_1TX EBW

2412MHz

09/07/2021

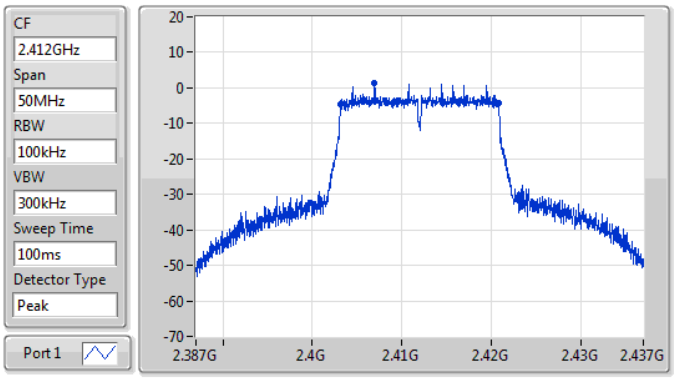

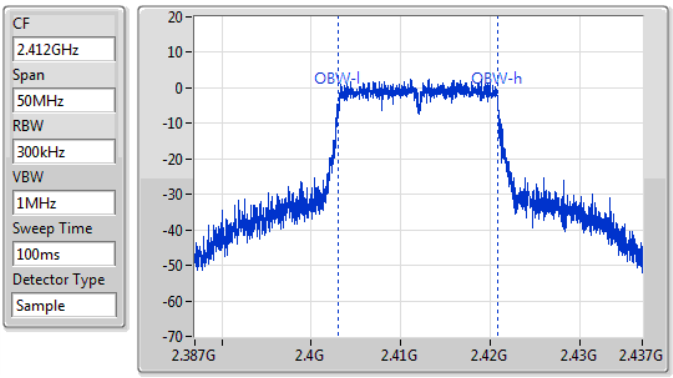

6dB(Hz)	Fl-6dB(Hz)	Fh-6dB(Hz)	OBW(Hz)	Fl-OBW(Hz)	Fh-OBW(Hz)	Limit(Hz)	Port
17.575M	2.4032G	2.420775G	17.766M	2.403079G	2.420846G	500k	1

802.11n HT20_Nss1,(MCS0)_1TX EBW

2437MHz

09/07/2021

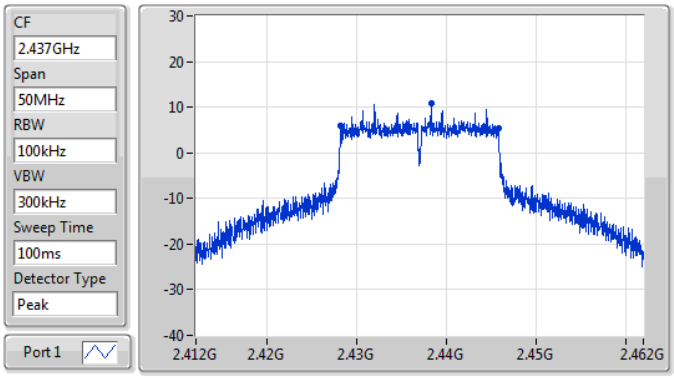

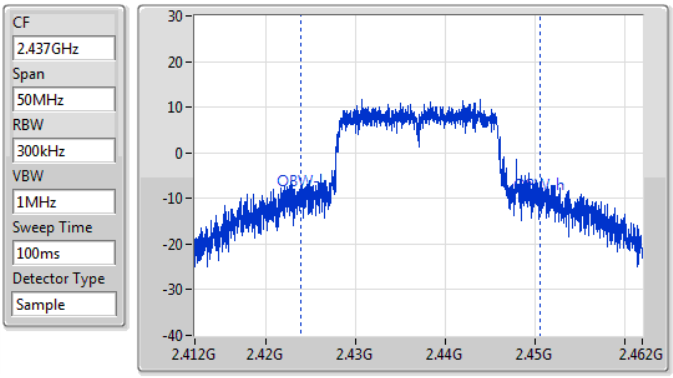

6dB(Hz)	Fl-6dB(Hz)	Fh-6dB(Hz)	OBW(Hz)	Fl-OBW(Hz)	Fh-OBW(Hz)	Limit(Hz)	Port
17.55M	2.428225G	2.445775G	26.712M	2.423882G	2.450593G	500k	1

802.11n HT20_Nss1,(MCS0)_1TX

EBW

2462MHz

09/07/2021

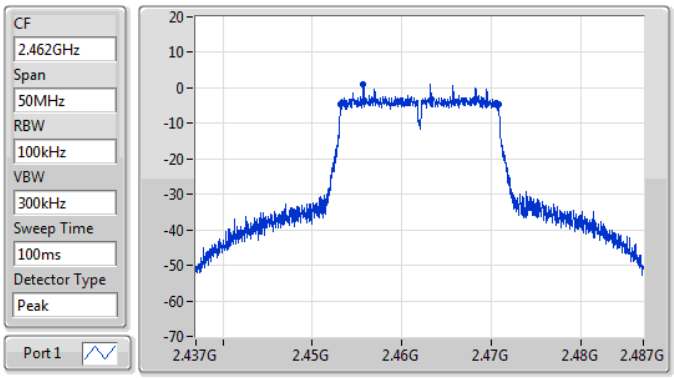

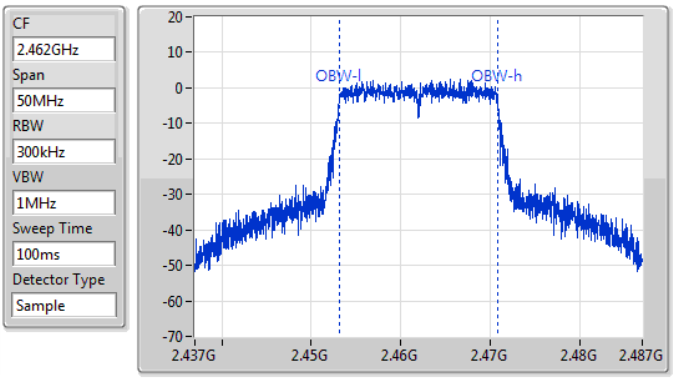

6dB(Hz)	Fl-6dB(Hz)	Fh-6dB(Hz)	OBW(Hz)	Fl-OBW(Hz)	Fh-OBW(Hz)	Limit(Hz)	Port
17.575M	2.4532G	2.470775G	17.766M	2.453104G	2.470871G	500k	1

Summary

Mode	Total Power (dBm)	Total Power (W)
2.4-2.4835GHz	-	-
802.11b_Nss1,(1Mbps)_1TX	20.06	0.10139
802.11g_Nss1,(6Mbps)_1TX	21.70	0.14791
802.11n HT20_Nss1,(MCS0)_1TX	21.14	0.13002

Result

Mode	Result	DG (dBi)	Port 1 (dBm)	Total Power (dBm)	Power Limit (dBm)
802.11b_Nss1,(1Mbps)_1TX	-	-	-	-	-
2412MHz	Pass	-0.90	18.47	18.47	30.00
2417MHz	Pass	-0.90	19.18	19.18	30.00
2422MHz	Pass	-0.90	20.06	20.06	30.00
2437MHz	Pass	-0.90	19.88	19.88	30.00
2462MHz	Pass	-0.90	19.97	19.97	30.00
802.11g_Nss1,(6Mbps)_1TX	-	-	-	-	-
2412MHz	Pass	-0.90	13.55	13.55	30.00
2417MHz	Pass	-0.90	17.60	17.60	30.00
2422MHz	Pass	-0.90	19.98	19.98	30.00
2437MHz	Pass	-0.90	21.70	21.70	30.00
2452MHz	Pass	-0.90	20.57	20.57	30.00
2457MHz	Pass	-0.90	18.22	18.22	30.00
2462MHz	Pass	-0.90	15.31	15.31	30.00
802.11n HT20_Nss1,(MCS0)_1TX	-	-	-	-	-
2412MHz	Pass	-0.90	12.61	12.61	30.00
2417MHz	Pass	-0.90	17.59	17.59	30.00
2422MHz	Pass	-0.90	19.38	19.38	30.00
2437MHz	Pass	-0.90	21.14	21.14	30.00
2452MHz	Pass	-0.90	19.41	19.41	30.00
2457MHz	Pass	-0.90	16.23	16.23	30.00
2462MHz	Pass	-0.90	12.40	12.40	30.00

DG = Directional Gain; Port X = Port X output power

Summary

Mode	PD (dBm/RBW)
2.4-2.4835GHz	-
802.11b_Nss1,(1Mbps)_1TX	-4.29
802.11g_Nss1,(6Mbps)_1TX	-4.19
802.11n HT20_Nss1,(MCS0)_1TX	-5.12

RBW = 3kHz;

Result

Mode	Result	DG (dBi)	Port 1 (dBm/RBW)	PD (dBm/RBW)	PD Limit (dBm/RBW)
802.11b_Nss1,(1Mbps)_1TX	-	-	-	-	-
2412MHz	Pass	-0.90	-7.36	-7.36	8.00
2437MHz	Pass	-0.90	-5.26	-5.26	8.00
2462MHz	Pass	-0.90	-4.29	-4.29	8.00
802.11g_Nss1,(6Mbps)_1TX	-	-	-	-	-
2412MHz	Pass	-0.90	-13.60	-13.60	8.00
2437MHz	Pass	-0.90	-4.19	-4.19	8.00
2462MHz	Pass	-0.90	-11.22	-11.22	8.00
802.11n HT20_Nss1,(MCS0)_1TX	-	-	-	-	-
2412MHz	Pass	-0.90	-13.59	-13.59	8.00
2437MHz	Pass	-0.90	-5.12	-5.12	8.00
2462MHz	Pass	-0.90	-13.49	-13.49	8.00

DG = Directional Gain; RBW = 3kHz;
PD = trace bin-by-bin of each transmits port summing can be performed maximum power density; Port X = Port X Power Density;

802.11b_Nss1,(1Mbps)_1TX PSD

2412MHz

09/07/2021

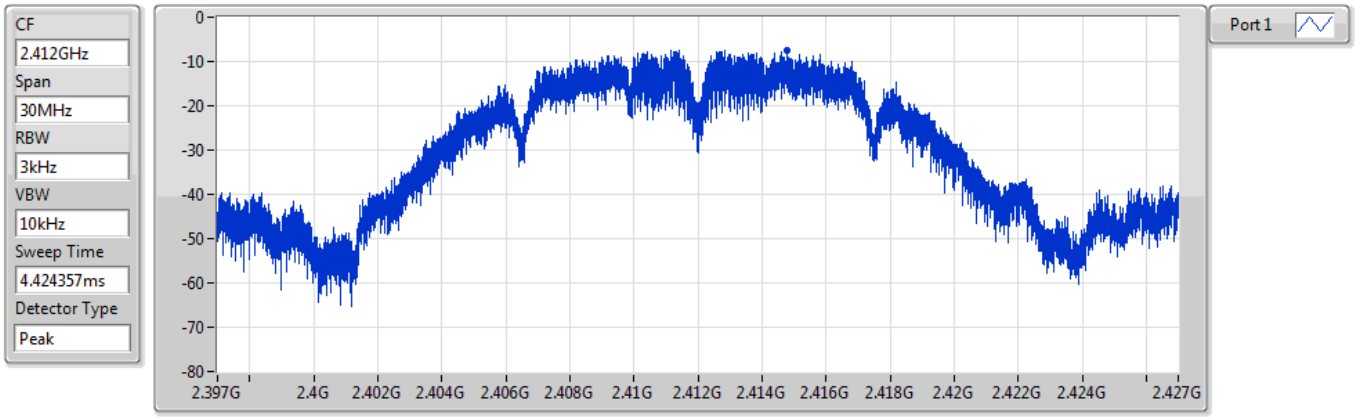

Sum	PD	Port 1
(dBm/RBW)	(dBm/RBW)	(dBm/RBW)
-7.36	-7.36	-7.36

802.11b_Nss1,(1Mbps)_1TX PSD

2437MHz

09/07/2021

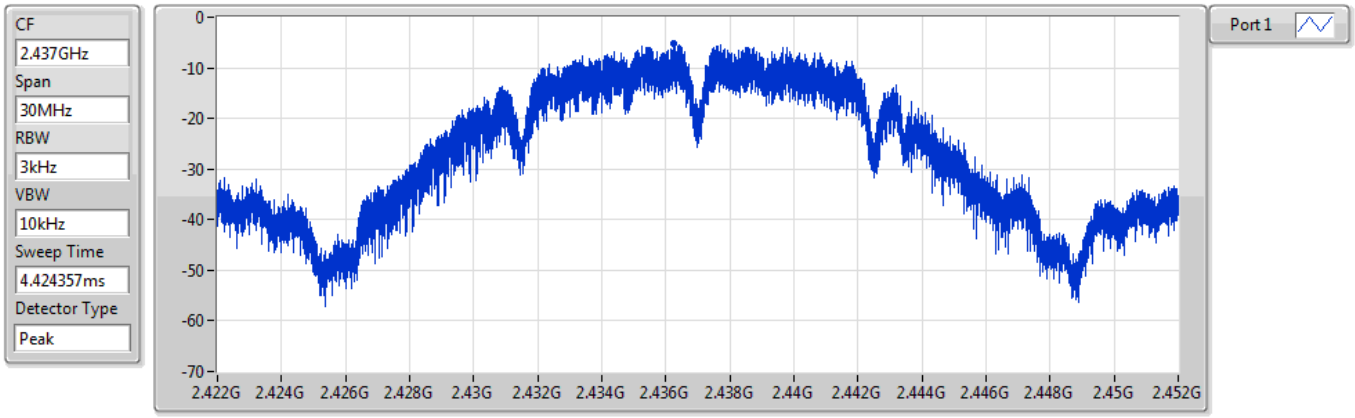

Sum	PD	Port 1
(dBm/RBW)	(dBm/RBW)	(dBm/RBW)
-5.26	-5.26	-5.26

802.11b_Nss1,(1Mbps)_1TX PSD

2462MHz

09/07/2021

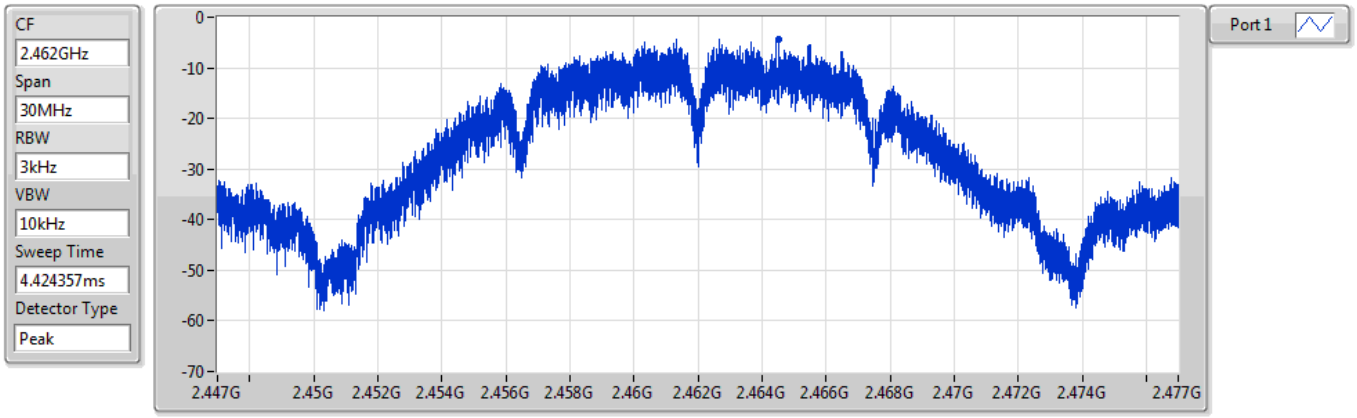

Sum	PD	Port 1
(dBm/RBW)	(dBm/RBW)	(dBm/RBW)
-4.29	-4.29	-4.29

802.11g_Nss1,(6Mbps)_1TX PSD

2412MHz

09/07/2021

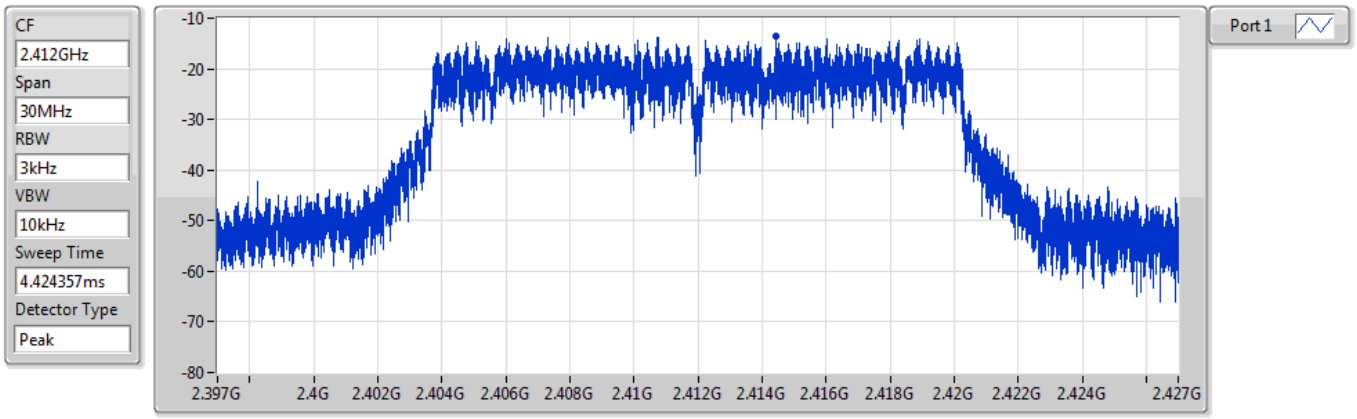

Sum	PD	Port 1
(dBm/RBW)	(dBm/RBW)	(dBm/RBW)
-13.60	-13.60	-13.60

802.11g_Nss1,(6Mbps)_1TX PSD

2437MHz

09/07/2021

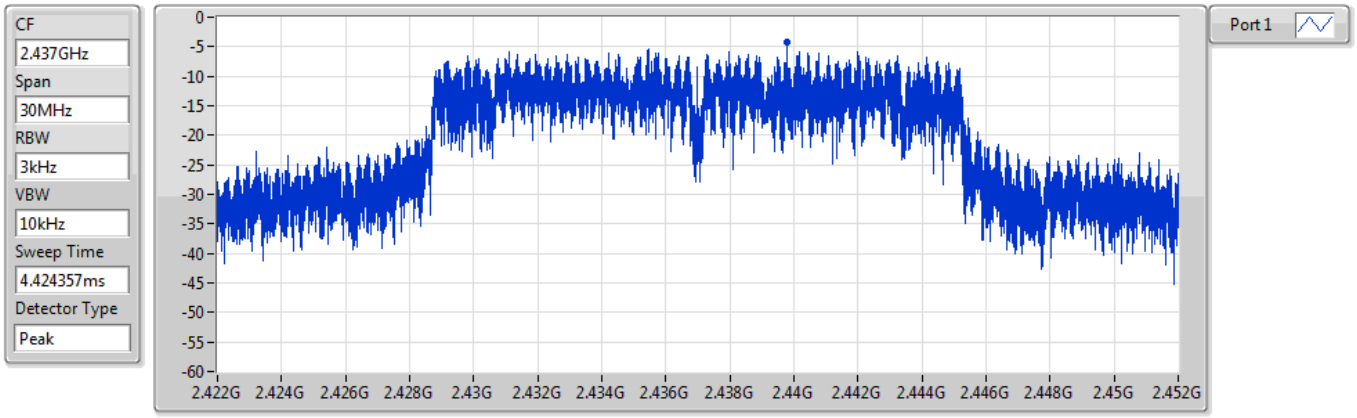

Sum	PD	Port 1
(dBm/RBW)	(dBm/RBW)	(dBm/RBW)
-4.19	-4.19	-4.19

802.11g_Nss1,(6Mbps)_1TX PSD

2462MHz

09/07/2021

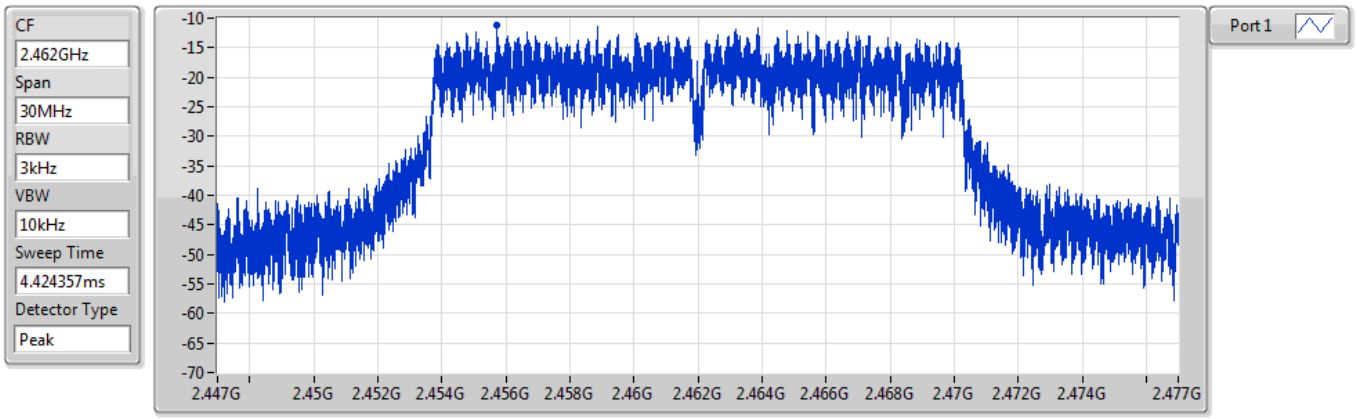

Sum	PD	Port 1
(dBm/RBW)	(dBm/RBW)	(dBm/RBW)
-11.22	-11.22	-11.22

802.11n HT20_Nss1,(MCS0)_1TX PSD

2412MHz

09/07/2021

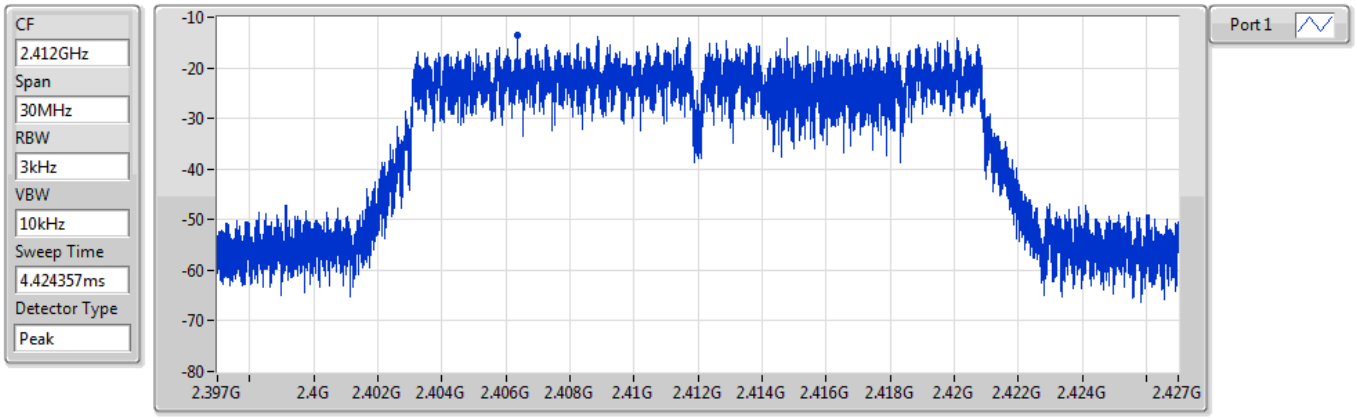

Sum	PD	Port 1
(dBm/RBW)	(dBm/RBW)	(dBm/RBW)
-13.59	-13.59	-13.59

802.11n HT20_Nss1,(MCS0)_1TX PSD

2437MHz

09/07/2021

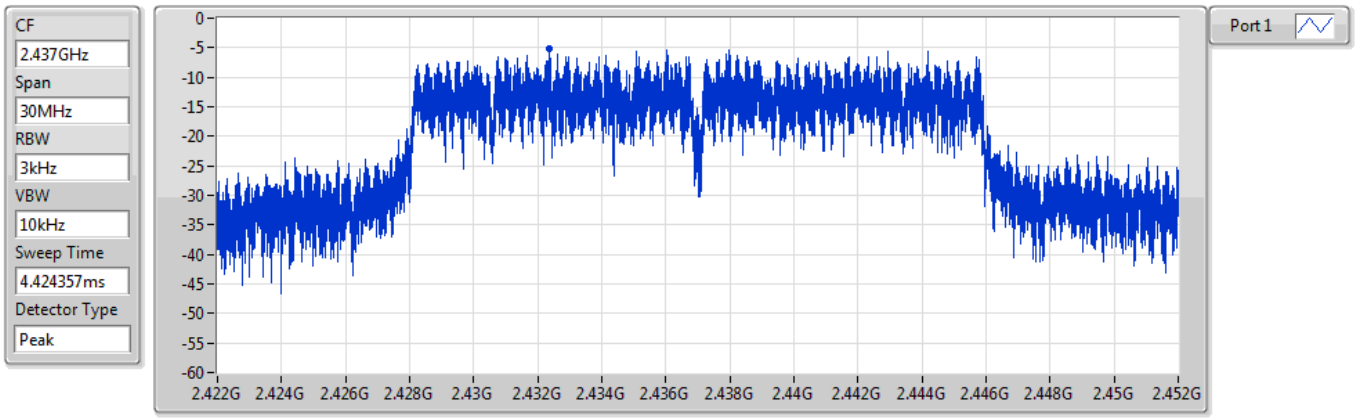

Sum	PD	Port 1
(dBm/RBW)	(dBm/RBW)	(dBm/RBW)
-5.12	-5.12	-5.12

802.11n HT20_Nss1,(MCS0)_1TX PSD

2462MHz

09/07/2021

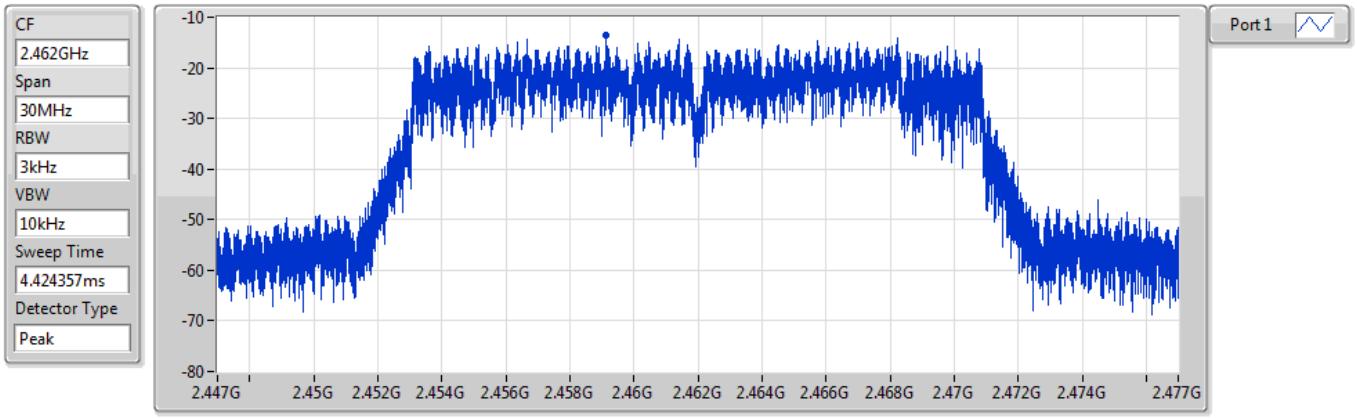

Sum	PD	Port 1
(dBm/RBW)	(dBm/RBW)	(dBm/RBW)
-13.49	-13.49	-13.49

Summary

Mode	Result	Ref (Hz)	Ref (dBm)	Limit (dBm)	Freq (Hz)	Level (dBm)	Freq (Hz)	Level (dBm)	Freq (Hz)	Level (dBm)	Freq (Hz)	Level (dBm)	Freq (Hz)	Level (dBm)	Port
2.4-2.4835GHz	-	-	-	-	-	-	-	-	-	-	-	-	-	-	-
802.11b_Nss1,(1Mbps)_1TX	Pass	2.4625G	10.92	-19.08	904.92M	-53.66	2.39698G	-23.95	2.4G	-30.96	2.51702G	-51.21	24.94662G	-41.32	1
802.11g_Nss1,(6Mbps)_1TX	Pass	2.43198G	11.74	-18.26	1.81158G	-54.37	2.3995G	-27.38	2.4G	-29.15	2.5067G	-51.01	23.31988G	-41.40	1
802.11n HT20_Nss1,(MCS0)_1TX	Pass	2.43574G	10.61	-19.39	2.1704G	-53.91	2.39696G	-30.63	2.4G	-30.43	2.4836G	-35.92	24.68533G	-41.61	1

Result

Mode	Result	Ref (Hz)	Ref (dBm)	Limit (dBm)	Freq (Hz)	Level (dBm)	Freq (Hz)	Level (dBm)	Freq (Hz)	Level (dBm)	Freq (Hz)	Level (dBm)	Freq (Hz)	Level (dBm)	Port
802.11b_Nss1,(1Mbps)_1TX	-	-	-	-	-	-	-	-	-	-	-	-	-	-	-
2412MHz	Pass	2.4625G	10.92	-19.08	904.92M	-53.66	2.39698G	-23.95	2.4G	-30.96	2.51702G	-51.21	24.94662G	-41.32	1
2437MHz	Pass	2.4625G	10.92	-19.08	1.9205G	-54.37	2.39996G	-49.44	2.4G	-51.66	2.51162G	-52.03	23.3845G	-41.78	1
2462MHz	Pass	2.4625G	10.92	-19.08	1.99419G	-54.31	2.393G	-52.83	2.4835G	-37.06	2.48352G	-37.81	24.84828G	-41.41	1
802.11g_Nss1,(6Mbps)_1TX	-	-	-	-	-	-	-	-	-	-	-	-	-	-	-
2412MHz	Pass	2.43198G	11.74	-18.26	1.81158G	-54.37	2.3995G	-27.38	2.4G	-29.15	2.5067G	-51.01	23.31988G	-41.40	1
2437MHz	Pass	2.43198G	11.74	-18.26	2.30554G	-52.25	2.39988G	-31.00	2.4G	-31.16	2.48354G	-34.03	24.70781G	-41.70	1
2462MHz	Pass	2.43198G	11.74	-18.26	2.13894G	-53.79	2.39618G	-51.80	2.4835G	-35.01	2.4836G	-32.71	23.31707G	-40.48	1
802.11n HT20_Nss1,(MCS0)_1TX	-	-	-	-	-	-	-	-	-	-	-	-	-	-	-
2412MHz	Pass	2.43574G	10.61	-19.39	671.62M	-54.30	2.39976G	-30.88	2.4G	-35.14	2.51724G	-51.95	24.78366G	-41.17	1
2437MHz	Pass	2.43574G	10.61	-19.39	2.1704G	-53.91	2.39696G	-30.63	2.4G	-30.43	2.4836G	-35.92	24.68533G	-41.61	1
2462MHz	Pass	2.43574G	10.61	-19.39	2.13807G	-53.75	2.397G	-53.02	2.4835G	-39.94	2.48382G	-38.78	23.27774G	-41.54	1

802.11b_Nss1,(1Mbps)_1TX **CSENdB**

2412MHz

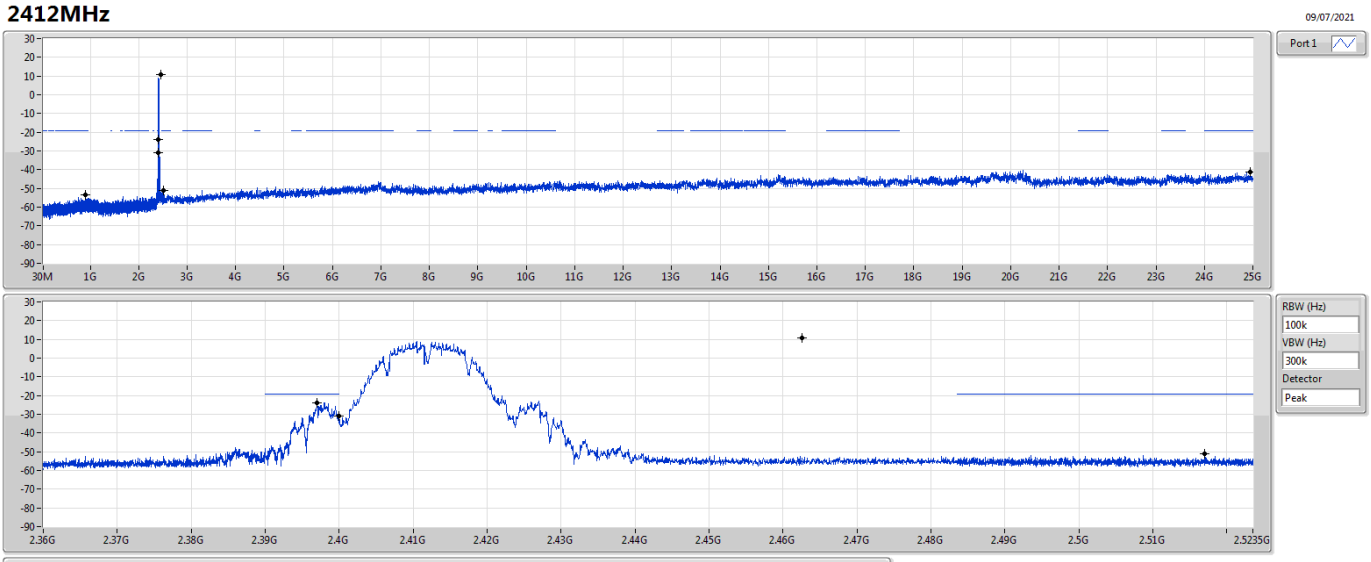

Ref(Hz)	Ref(dBm)	Limit(dBm)	Freq(Hz)	Level(dBm)	Freq(Hz)	Level(dBm)	Freq(Hz)	Level(dBm)	Freq(Hz)	Level(dBm)	Freq(Hz)	Level(dBm)	Port
2.4625G	10.92	-19.08	904.92M	-53.66	2.39698G	-23.95	2.4G	-30.96	2.51702G	-51.21	24.94662G	-41.32	1

802.11b_Nss1,(1Mbps)_1TX **CSENdB**

2437MHz

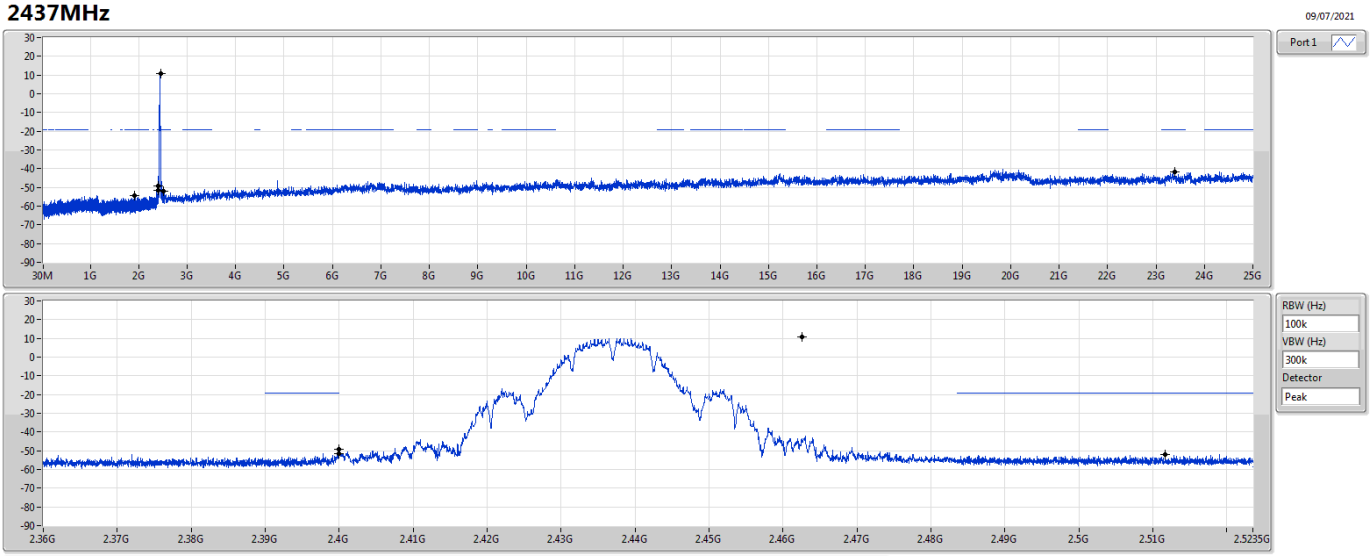

Ref(Hz)	Ref(dBm)	Limit(dBm)	Freq(Hz)	Level(dBm)	Freq(Hz)	Level(dBm)	Freq(Hz)	Level(dBm)	Freq(Hz)	Level(dBm)	Freq(Hz)	Level(dBm)	Port
2.4625G	10.92	-19.08	1.9205G	-54.37	2.39996G	-49.44	2.4G	-51.66	2.51162G	-52.03	23.3845G	-41.78	1

802.11b_Nss1,(1Mbps)_1TX **CSENdB**

2462MHz

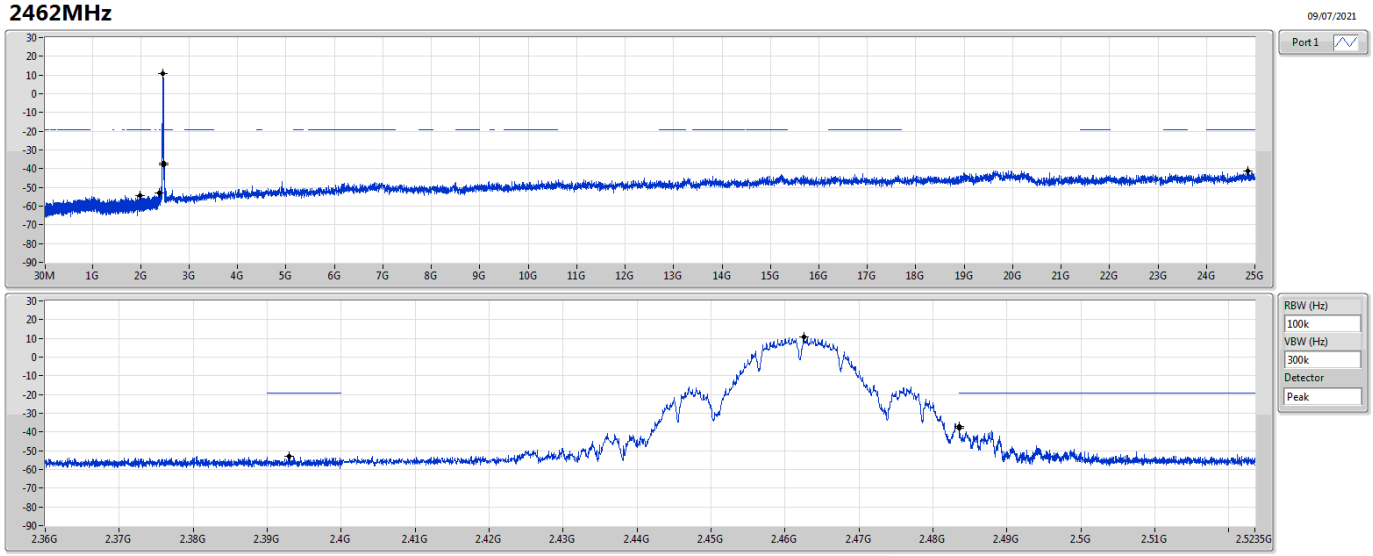

Ref(Hz)	Ref(dBm)	Limit(dBm)	Freq(Hz)	Level(dBm)	Freq(Hz)	Level(dBm)	Freq(Hz)	Level(dBm)	Freq(Hz)	Level(dBm)	Freq(Hz)	Level(dBm)	Port
2.4625G	10.92	-19.08	1.99419G	-54.31	2.393G	-52.83	2.4835G	-37.06	2.48352G	-37.81	24.84828G	-41.41	1

802.11g_Nss1,(6Mbps)_1TX **CSENdB**

2412MHz

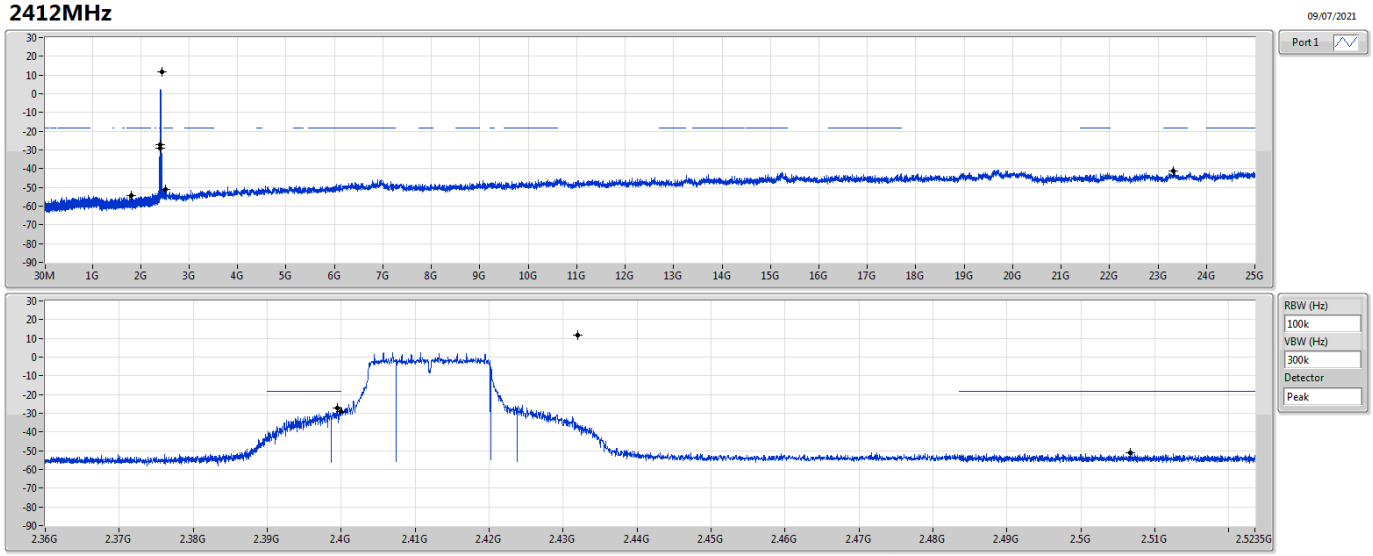

Ref(Hz)	Ref(dBm)	Limit(dBm)	Freq(Hz)	Level(dBm)	Freq(Hz)	Level(dBm)	Freq(Hz)	Level(dBm)	Freq(Hz)	Level(dBm)	Freq(Hz)	Level(dBm)	Port
2.43198G	11.74	-18.26	1.81158G	-54.37	2.3995G	-27.38	2.4G	-29.15	2.5067G	-51.01	23.31988G	-41.40	1

802.11g_Nss1,(6Mbps)_1TX **CSENdB**

2437MHz

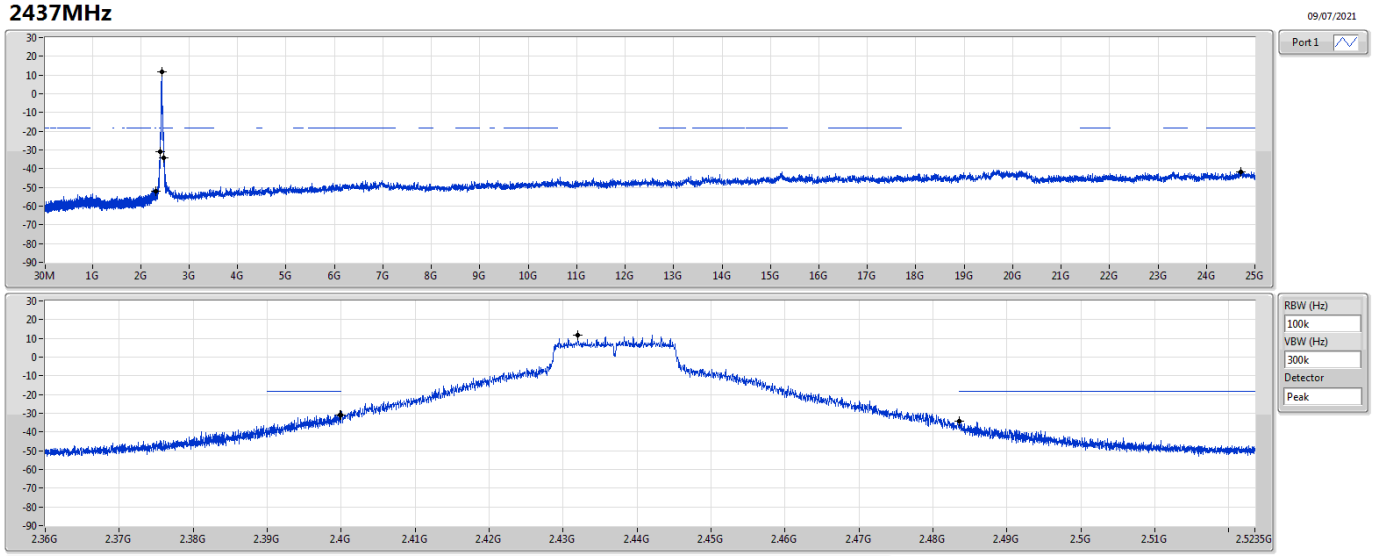

Ref(Hz)	Ref(dBm)	Limit(dBm)	Freq(Hz)	Level(dBm)	Freq(Hz)	Level(dBm)	Freq(Hz)	Level(dBm)	Freq(Hz)	Level(dBm)	Freq(Hz)	Level(dBm)	Port
2.43198G	11.74	-18.26	2.30554G	-52.25	2.39988G	-31.00	2.4G	-31.16	2.48354G	-34.03	24.70781G	-41.70	1

802.11g_Nss1,(6Mbps)_1TX **CSENdB**

2462MHz

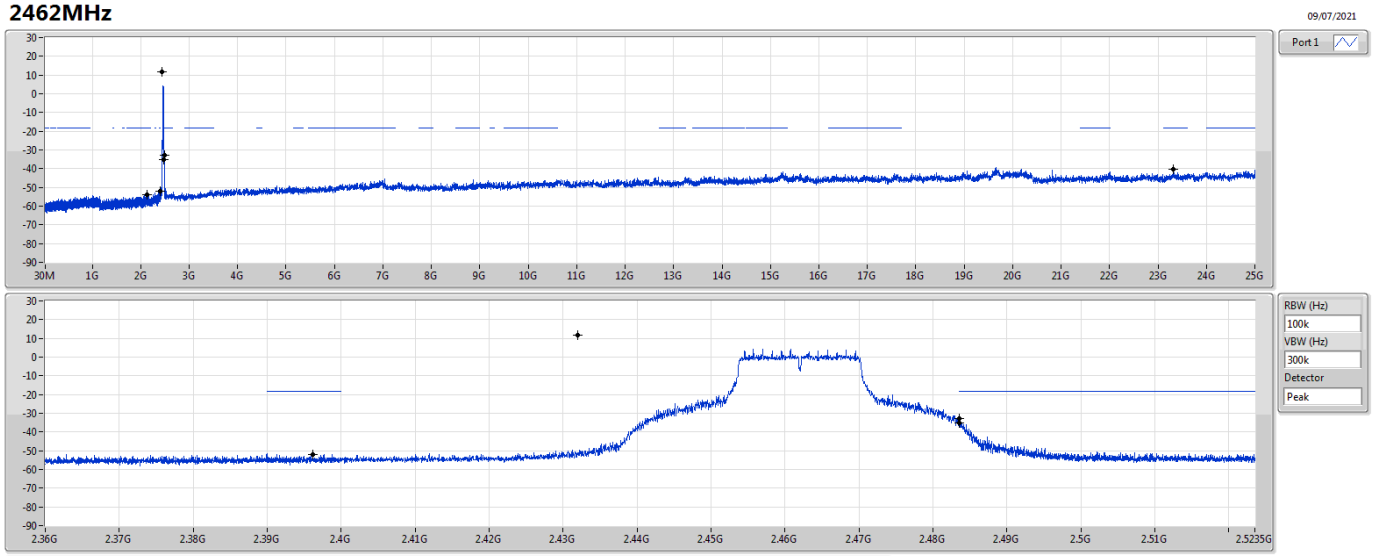

Ref(Hz)	Ref(dBm)	Limit(dBm)	Freq(Hz)	Level(dBm)	Freq(Hz)	Level(dBm)	Freq(Hz)	Level(dBm)	Freq(Hz)	Level(dBm)	Freq(Hz)	Level(dBm)	Port
2.43198G	11.74	-18.26	2.13894G	-53.79	2.39618G	-51.80	2.4835G	-35.01	2.4836G	-32.71	23.31707G	-40.48	1

802.11n HT20_Nss1,(MCS0)_1TX **CSENdB**

2412MHz

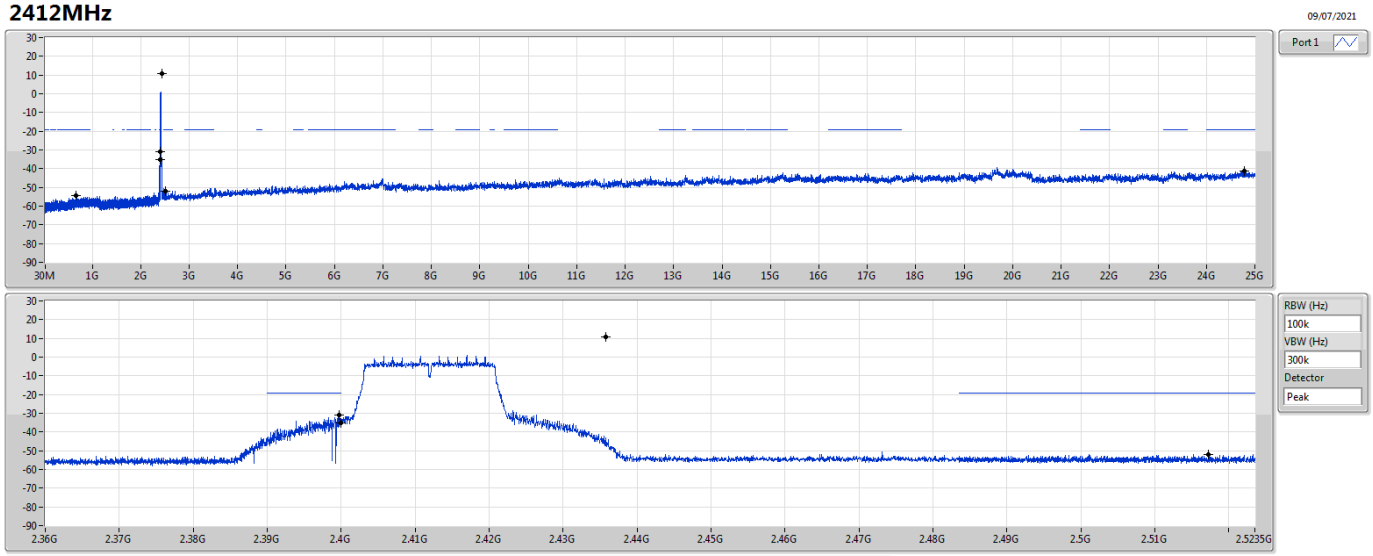

Ref(Hz)	Ref(dBm)	Limit(dBm)	Freq(Hz)	Level(dBm)	Freq(Hz)	Level(dBm)	Freq(Hz)	Level(dBm)	Freq(Hz)	Level(dBm)	Freq(Hz)	Level(dBm)	Port
2.43574G	10.61	-19.39	671.62M	-54.30	2.39976G	-30.88	2.4G	-35.14	2.51724G	-51.95	24.78366G	-41.17	1

802.11n HT20_Nss1,(MCS0)_1TX **CSENdB**

2437MHz

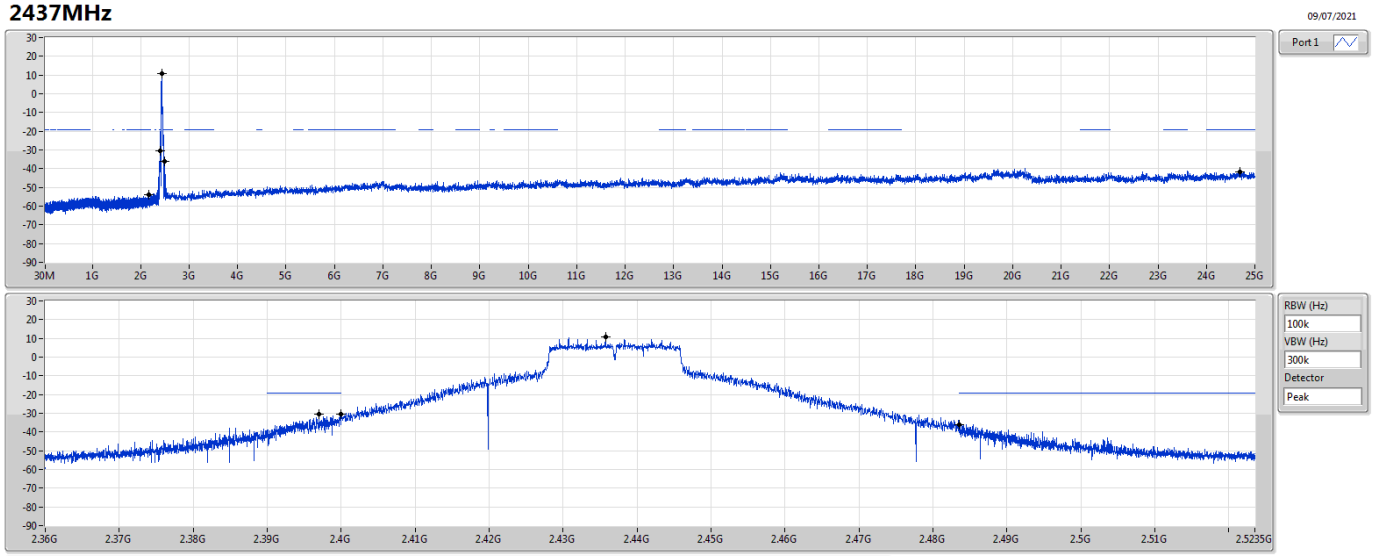

Ref(Hz)	Ref(dBm)	Limit(dBm)	Freq(Hz)	Level(dBm)	Freq(Hz)	Level(dBm)	Freq(Hz)	Level(dBm)	Freq(Hz)	Level(dBm)	Freq(Hz)	Level(dBm)	Port
2.43574G	10.61	-19.39	2.1704G	-53.91	2.39696G	-30.63	2.4G	-30.43	2.4836G	-35.92	24.68533G	-41.61	1

802.11n HT20_Nss1,(MCS0)_1TX **CSENdB**

2462MHz

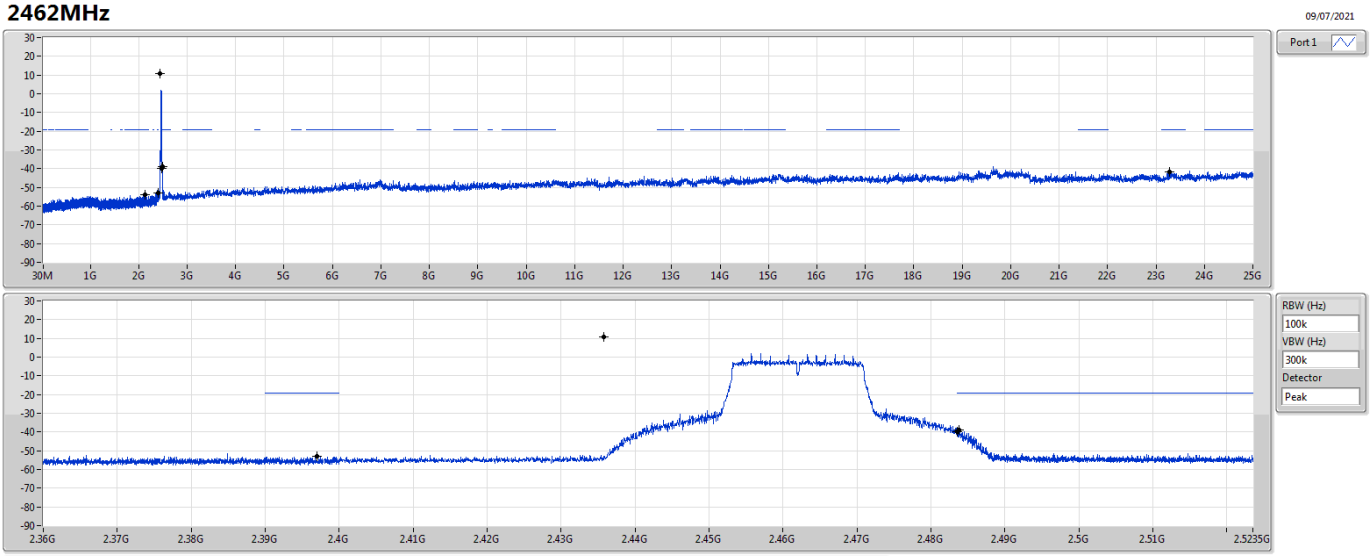

Ref(Hz)	Ref(dBm)	Limit(dBm)	Freq(Hz)	Level(dBm)	Freq(Hz)	Level(dBm)	Freq(Hz)	Level(dBm)	Freq(Hz)	Level(dBm)	Freq(Hz)	Level(dBm)	Port
2.43574G	10.61	-19.39	2.13807G	-53.75	2.397G	-53.02	2.4835G	-39.94	2.48382G	-38.78	23.27774G	-41.54	1

Summary

Mode	Result	Type	Freq (Hz)	Level (dBuV/m)	Limit (dBuV/m)	Margin (dB)	Dist (m)	Condition	Azimuth (°)	Height (m)	Comments
2.4-2.4835GHz	-	-	-	-	-	-	-	-	-	-	-
802.11n HT20_Nss1,(MCS0)_1TX	Pass	PK	303.54M	42.47	46.00	-3.53	3	Horizontal	360	1.00	-

Result

Mode	Result	Type	Freq (Hz)	Level (dBuV/m)	Limit (dBuV/m)	Margin (dB)	Dist (m)	Condition	Azimuth (°)	Height (m)	Comments
802.11n HT20_Nss1,(MCS0)_1TX	-	-	-	-	-	-	-	-	-	-	-
2437MHz	Pass	PK	47.46M	30.66	40.00	-9.34	3	Vertical	0	1.00	-
2437MHz	Pass	PK	394.72M	27.43	46.00	-18.57	3	Vertical	0	1.00	-
2437MHz	Pass	PK	460.68M	35.07	46.00	-10.93	3	Vertical	0	1.00	-
2437MHz	Pass	PK	619.76M	30.76	46.00	-15.24	3	Vertical	0	1.00	-
2437MHz	Pass	PK	730.34M	38.70	46.00	-7.30	3	Vertical	0	1.00	-
2437MHz	Pass	PK	926.28M	33.70	46.00	-12.30	3	Vertical	0	1.00	-
2437MHz	Pass	PK	47.46M	26.62	40.00	-13.38	3	Horizontal	360	1.00	-
2437MHz	Pass	PK	241.46M	25.39	46.00	-20.61	3	Horizontal	360	1.00	-
2437MHz	Pass	PK	288.02M	25.16	46.00	-20.84	3	Horizontal	360	1.00	-
2437MHz	Pass	PK	460.68M	39.95	46.00	-6.05	3	Horizontal	360	1.00	-
2437MHz	Pass	PK	730.34M	36.62	46.00	-9.38	3	Horizontal	360	1.00	-
2437MHz	Pass	PK	897.18M	34.08	46.00	-11.92	3	Horizontal	360	1.00	-
2437MHz	Pass	PK	30M	32.91	40.00	-7.09	3	Vertical	0	1.00	-
2437MHz	Pass	PK	47.46M	31.12	40.00	-8.88	3	Vertical	0	1.00	-
2437MHz	Pass	PK	214.3M	29.86	43.50	-13.64	3	Vertical	0	1.00	-
2437MHz	Pass	PK	303.54M	32.39	46.00	-13.61	3	Vertical	0	1.00	-
2437MHz	Pass	PK	637.22M	31.45	46.00	-14.55	3	Vertical	0	1.00	-
2437MHz	Pass	PK	935.98M	32.96	46.00	-13.04	3	Vertical	0	1.00	-
2437MHz	Pass	PK	49.4M	33.06	40.00	-6.94	3	Horizontal	360	1.00	-
2437MHz	Pass	PK	165.8M	25.38	43.50	-18.12	3	Horizontal	360	1.00	-
2437MHz	Pass	PK	214.3M	37.52	43.50	-5.98	3	Horizontal	360	1.00	-
2437MHz	Pass	PK	303.54M	42.47	46.00	-3.53	3	Horizontal	360	1.00	-
2437MHz	Pass	PK	732.28M	35.57	46.00	-10.43	3	Horizontal	360	1.00	-
2437MHz	Pass	PK	922.4M	33.52	46.00	-12.48	3	Horizontal	360	1.00	-

802.11n HT20_Nss1,(MCS0)_1TX

2437MHz_Test Fixture 3.3V

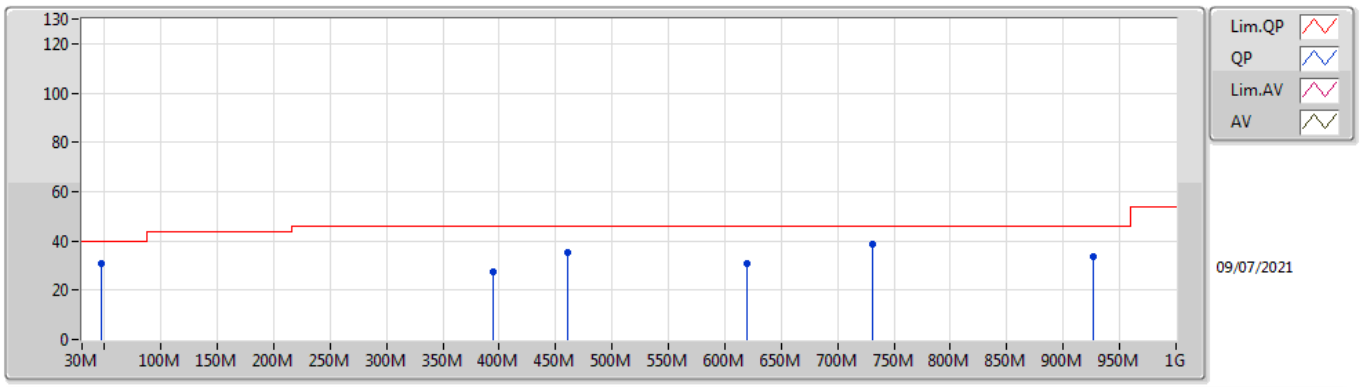

Type	Freq	Level	Limit	Margin	Factor	Dist	Condition	Azimuth	Height	Comment	Raw	AF	CL	PA
	(Hz)	(dBuV/m)	(dBuV/m)	(dB)	(dB)	(m)		(°)	(m)		(dBuV)	(dB)	(dB)	(dB)
PK	47.46M	30.66	40.00	-9.34	-12.55	3	Vertical	0	1.00	-	43.21	14.05	1.04	27.64
PK	394.72M	27.43	46.00	-18.57	-4.23	3	Vertical	0	1.00	-	31.66	20.78	2.72	27.73
PK	460.68M	35.07	46.00	-10.93	-2.87	3	Vertical	0	1.00	-	37.94	22.32	2.94	28.13
PK	619.76M	30.76	46.00	-15.24	-0.69	3	Vertical	0	1.00	-	31.45	24.25	3.40	28.34
PK	730.34M	38.70	46.00	-7.30	0.18	3	Vertical	0	1.00	-	38.52	24.66	3.66	28.14
PK	926.28M	33.70	46.00	-12.30	2.57	3	Vertical	0	1.00	-	31.13	25.80	4.15	27.38

802.11n HT20_Nss1,(MCS0)_1TX

2437MHz_Test Fixture 3.3V

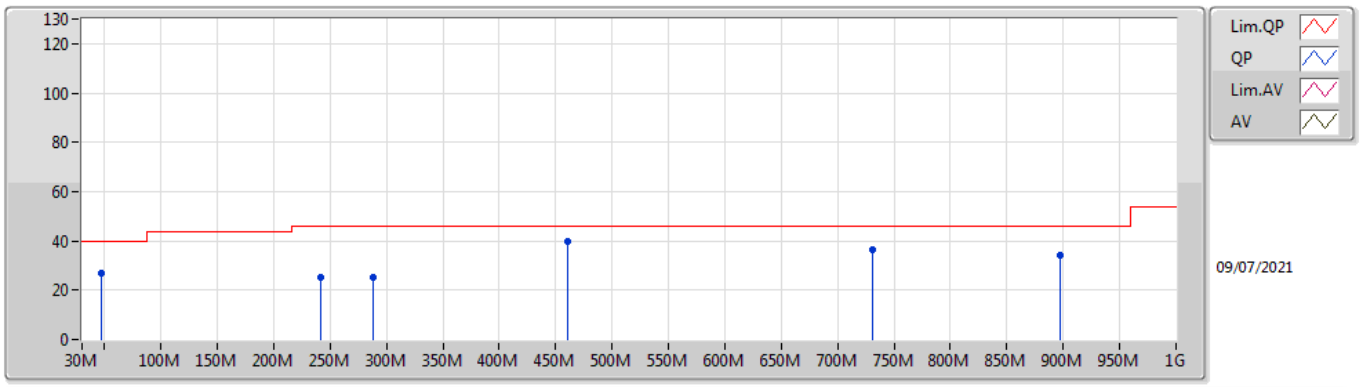

Type	Freq	Level	Limit	Margin	Factor	Dist	Condition	Azimuth	Height	Comment	Raw	AF	CL	PA
	(Hz)	(dBuV/m)	(dBuV/m)	(dB)	(dB)	(m)		(°)	(m)		(dBuV)	(dB)	(dB)	(dB)
PK	47.46M	26.62	40.00	-13.38	-12.55	3	Horizontal	360	1.00	-	39.17	14.05	1.04	27.64
PK	241.46M	25.39	46.00	-20.61	-8.32	3	Horizontal	360	1.00	-	33.71	16.63	2.12	27.07
PK	288.02M	25.16	46.00	-20.84	-6.58	3	Horizontal	360	1.00	-	31.74	18.16	2.31	27.05
PK	460.68M	39.95	46.00	-6.05	-2.87	3	Horizontal	360	1.00	-	42.82	22.32	2.94	28.13
PK	730.34M	36.62	46.00	-9.38	0.18	3	Horizontal	360	1.00	-	36.44	24.66	3.66	28.14
PK	897.18M	34.08	46.00	-11.92	2.23	3	Horizontal	360	1.00	-	31.85	25.64	4.10	27.51

802.11n HT20_Nss1,(MCS0)_1TX

2437MHz_Test Fixture 5V

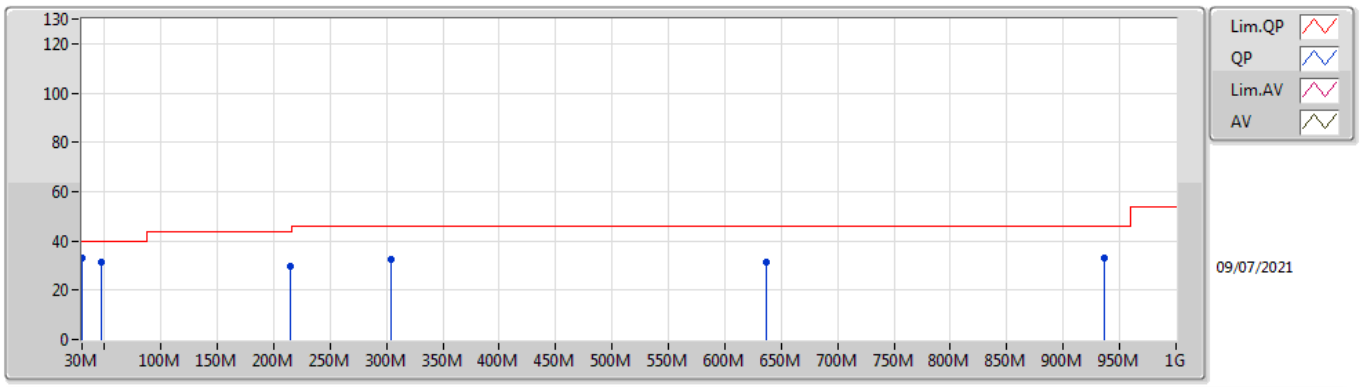

Type	Freq	Level	Limit	Margin	Factor	Dist	Condition	Azimuth	Height	Comment	Raw	AF	CL	PA
	(Hz)	(dBuV/m)	(dBuV/m)	(dB)	(dB)	(m)		(°)	(m)		(dBuV)	(dB)	(dB)	(dB)
PK	30M	32.91	40.00	-7.09	-2.81	3	Vertical	0	1.00	-	35.72	23.32	0.86	26.99
PK	47.46M	31.12	40.00	-8.88	-12.55	3	Vertical	0	1.00	-	43.67	14.05	1.04	27.64
PK	214.3M	29.86	43.50	-13.64	-11.15	3	Vertical	0	1.00	-	41.01	14.07	2.01	27.23
PK	303.54M	32.39	46.00	-13.61	-6.17	3	Vertical	0	1.00	-	38.56	18.54	2.37	27.08
PK	637.22M	31.45	46.00	-14.55	-0.48	3	Vertical	0	1.00	-	31.93	24.35	3.43	28.26
PK	935.98M	32.96	46.00	-13.04	2.67	3	Vertical	0	1.00	-	30.29	25.85	4.16	27.34

802.11n HT20_Nss1,(MCS0)_1TX

2437MHz_Test Fixture 5V

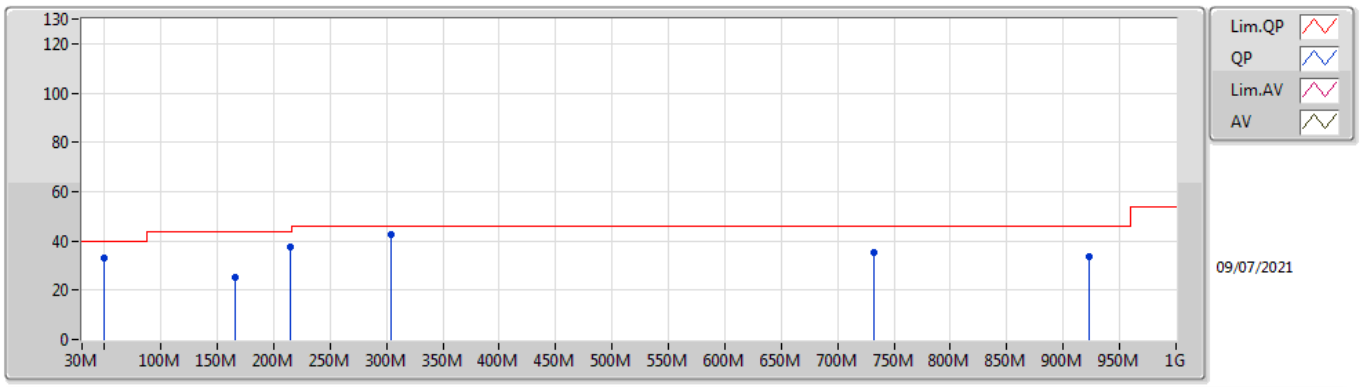

Type	Freq	Level	Limit	Margin	Factor	Dist	Condition	Azimuth	Height	Comment	Raw	AF	CL	PA
	(Hz)	(dBuV/m)	(dBuV/m)	(dB)	(dB)	(m)		(°)	(m)		(dBuV)	(dB)	(dB)	(dB)
PK	49.4M	33.06	40.00	-6.94	-13.24	3	Horizontal	360	1.00	-	46.30	13.40	1.06	27.70
PK	165.8M	25.38	43.50	-18.12	-10.78	3	Horizontal	360	1.00	-	36.16	14.92	1.80	27.50
PK	214.3M	37.52	43.50	-5.98	-11.15	3	Horizontal	360	1.00	-	48.67	14.07	2.01	27.23
PK	303.54M	42.47	46.00	-3.53	-6.17	3	Horizontal	360	1.00	-	48.64	18.54	2.37	27.08
PK	732.28M	35.57	46.00	-10.43	0.23	3	Horizontal	360	1.00	-	35.34	24.70	3.66	28.13
PK	922.4M	33.52	46.00	-12.48	2.54	3	Horizontal	360	1.00	-	30.98	25.80	4.14	27.40

Summary

Mode	Result	Type	Freq (Hz)	Level (dBuV/m)	Limit (dBuV/m)	Margin (dB)	Dist (m)	Condition	Azimuth (°)	Height (m)	Comments
2.4-2.4835GHz	-	-	-	-	-	-	-	-	-	-	-
802.11b_Nss1,(1Mbps)_1TX	Pass	AV	4.83398G	51.81	54.00	-2.19	3	Horizontal	287	3.00	-
802.11g_Nss1,(6Mbps)_1TX	Pass	AV	2.4835G	51.95	54.00	-2.05	3	Horizontal	168	2.18	-
802.11n HT20_Nss1,(MCS0)_1TX	Pass	PK	2.3884G	71.81	74.00	-2.19	3	Horizontal	162	1.56	-

Result

Mode	Result	Type	Freq (Hz)	Level (dBuV/m)	Limit (dBuV/m)	Margin (dB)	Dist (m)	Condition	Azimuth (°)	Height (m)	Comments
802.11b_Nss1,(1Mbps)_1TX	-	-	-	-	-	-	-	-	-	-	-
2412MHz	Pass	AV	2.3698G	47.33	54.00	-6.67	3	Vertical	267	1.48	-
2412MHz	Pass	AV	2.4102G	92.85	Inf	-Inf	3	Vertical	267	1.48	-
2412MHz	Pass	PK	2.3624G	59.40	74.00	-14.60	3	Vertical	267	1.48	-
2412MHz	Pass	PK	2.411G	96.79	Inf	-Inf	3	Vertical	267	1.48	-
2412MHz	Pass	AV	2.3896G	47.77	54.00	-6.23	3	Horizontal	272	2.77	-
2412MHz	Pass	AV	2.4102G	105.85	Inf	-Inf	3	Horizontal	272	2.77	-
2412MHz	Pass	PK	2.3888G	64.24	74.00	-9.76	3	Horizontal	272	2.77	-
2412MHz	Pass	PK	2.411G	109.91	Inf	-Inf	3	Horizontal	272	2.77	-
2412MHz	Pass	AV	4.82398G	49.43	54.00	-4.57	3	Vertical	223	1.00	-
2412MHz	Pass	PK	4.82397G	52.21	74.00	-21.79	3	Vertical	223	1.00	-
2412MHz	Pass	AV	4.82398G	51.62	54.00	-2.38	3	Horizontal	286	3.00	-
2412MHz	Pass	PK	4.82395G	53.94	74.00	-20.06	3	Horizontal	286	3.00	-
2417MHz	Pass	AV	2.3706G	47.24	54.00	-6.76	3	Vertical	264	1.10	-
2417MHz	Pass	AV	2.4162G	95.86	Inf	-Inf	3	Vertical	264	1.10	-
2417MHz	Pass	PK	2.3706G	59.42	74.00	-14.58	3	Vertical	264	1.10	-
2417MHz	Pass	PK	2.418G	99.91	Inf	-Inf	3	Vertical	264	1.10	-
2417MHz	Pass	AV	2.39G	47.69	54.00	-6.31	3	Horizontal	272	2.76	-
2417MHz	Pass	AV	2.4152G	108.41	Inf	-Inf	3	Horizontal	272	2.76	-
2417MHz	Pass	PK	2.3892G	65.61	74.00	-8.39	3	Horizontal	272	2.76	-
2417MHz	Pass	PK	2.418G	112.49	Inf	-Inf	3	Horizontal	272	2.76	-
2417MHz	Pass	AV	4.83398G	50.94	54.00	-3.06	3	Vertical	223	1.00	-
2417MHz	Pass	AV	7.25158G	42.61	54.00	-11.39	3	Vertical	13	2.78	-
2417MHz	Pass	PK	4.83395G	53.70	74.00	-20.30	3	Vertical	223	1.00	-
2417MHz	Pass	PK	7.25022G	52.51	74.00	-21.49	3	Vertical	13	2.78	-
2417MHz	Pass	AV	4.83398G	51.81	54.00	-2.19	3	Horizontal	287	3.00	-
2417MHz	Pass	AV	7.25152G	39.78	54.00	-14.22	3	Horizontal	1	1.00	-
2417MHz	Pass	PK	4.83394G	54.03	74.00	-19.97	3	Horizontal	287	3.00	-
2417MHz	Pass	PK	7.25192G	50.93	74.00	-23.07	3	Horizontal	1	1.00	-
2422MHz	Pass	AV	2.3866G	47.74	54.00	-6.26	3	Vertical	163	1.86	-
2422MHz	Pass	AV	2.4214G	94.38	Inf	-Inf	3	Vertical	163	1.86	-
2422MHz	Pass	PK	2.3838G	59.61	74.00	-14.39	3	Vertical	163	1.86	-
2422MHz	Pass	PK	2.423G	98.35	Inf	-Inf	3	Vertical	163	1.86	-
2422MHz	Pass	AV	2.3722G	47.84	54.00	-6.16	3	Horizontal	163	1.30	-
2422MHz	Pass	AV	2.4214G	106.07	Inf	-Inf	3	Horizontal	163	1.30	-
2422MHz	Pass	PK	2.3898G	60.25	74.00	-13.75	3	Horizontal	163	1.30	-
2422MHz	Pass	PK	2.421G	109.82	Inf	-Inf	3	Horizontal	163	1.30	-
2422MHz	Pass	AV	4.84395G	48.93	54.00	-5.07	3	Vertical	149	1.30	-
2422MHz	Pass	AV	7.26525G	44.01	54.00	-9.99	3	Vertical	279	2.74	-
2422MHz	Pass	PK	4.84403G	51.85	74.00	-22.15	3	Vertical	149	1.30	-
2422MHz	Pass	PK	7.26665G	53.51	74.00	-20.49	3	Vertical	279	2.74	-
2422MHz	Pass	AV	4.844G	49.19	54.00	-4.81	3	Horizontal	295	1.08	-
2422MHz	Pass	AV	7.26677G	41.01	54.00	-12.99	3	Horizontal	332	1.05	-
2422MHz	Pass	PK	4.84396G	52.00	74.00	-22.00	3	Horizontal	295	1.08	-
2422MHz	Pass	PK	7.26629G	52.57	74.00	-21.43	3	Horizontal	332	1.05	-
2437MHz	Pass	AV	2.349G	47.43	54.00	-6.57	3	Vertical	266	1.30	-
2437MHz	Pass	AV	2.4362G	97.01	Inf	-Inf	3	Vertical	266	1.30	-
2437MHz	Pass	AV	2.495G	46.89	54.00	-7.11	3	Vertical	266	1.30	-
2437MHz	Pass	PK	2.3602G	58.75	74.00	-15.25	3	Vertical	266	1.30	-
2437MHz	Pass	PK	2.4362G	100.92	Inf	-Inf	3	Vertical	266	1.30	-
2437MHz	Pass	PK	2.4914G	59.02	74.00	-14.98	3	Vertical	266	1.30	-
2437MHz	Pass	AV	2.3494G	47.50	54.00	-6.50	3	Horizontal	272	2.72	-
2437MHz	Pass	AV	2.4362G	108.89	Inf	-Inf	3	Horizontal	272	2.72	-
2437MHz	Pass	AV	2.4846G	46.97	54.00	-7.03	3	Horizontal	272	2.72	-
2437MHz	Pass	PK	2.3566G	59.46	74.00	-14.54	3	Horizontal	272	2.72	-
2437MHz	Pass	PK	2.4362G	112.75	Inf	-Inf	3	Horizontal	272	2.72	-
2437MHz	Pass	PK	2.4966G	58.37	74.00	-15.63	3	Horizontal	272	2.72	-
2437MHz	Pass	AV	4.87398G	49.36	54.00	-4.64	3	Vertical	223	1.01	-
2437MHz	Pass	AV	7.31024G	39.77	54.00	-14.23	3	Vertical	5	2.39	-
2437MHz	Pass	PK	4.874G	52.19	74.00	-21.81	3	Vertical	223	1.01	-
2437MHz	Pass	PK	7.31046G	51.15	74.00	-22.85	3	Vertical	5	2.39	-

Mode	Result	Type	Freq (Hz)	Level (dBuV/m)	Limit (dBuV/m)	Margin (dB)	Dist (m)	Condition	Azimuth (°)	Height (m)	Comments
2437MHz	Pass	AV	4.87396G	50.81	54.00	-3.19	3	Horizontal	292	2.95	-
2437MHz	Pass	AV	7.31022G	39.66	54.00	-14.34	3	Horizontal	0	1.26	-
2437MHz	Pass	PK	4.87394G	53.39	74.00	-20.61	3	Horizontal	292	2.95	-
2437MHz	Pass	PK	7.31178G	51.51	74.00	-22.49	3	Horizontal	0	1.26	-
2462MHz	Pass	AV	2.4632G	95.51	Inf	-Inf	3	Vertical	301	1.50	-
2462MHz	Pass	AV	2.4878G	46.96	54.00	-7.04	3	Vertical	301	1.50	-
2462MHz	Pass	PK	2.463G	99.61	Inf	-Inf	3	Vertical	301	1.50	-
2462MHz	Pass	PK	2.484G	59.06	74.00	-14.94	3	Vertical	301	1.50	-
2462MHz	Pass	AV	2.4612G	109.19	Inf	-Inf	3	Horizontal	273	2.97	-
2462MHz	Pass	AV	2.4878G	50.20	54.00	-3.80	3	Horizontal	273	2.97	-
2462MHz	Pass	PK	2.461G	113.53	Inf	-Inf	3	Horizontal	273	2.97	-
2462MHz	Pass	PK	2.4835G	67.92	74.00	-6.08	3	Horizontal	273	2.97	-
2462MHz	Pass	AV	4.92398G	50.24	54.00	-3.76	3	Vertical	222	1.08	-
2462MHz	Pass	AV	7.3854G	41.32	54.00	-12.68	3	Vertical	13	2.71	-
2462MHz	Pass	PK	4.92399G	52.84	74.00	-21.16	3	Vertical	222	1.08	-
2462MHz	Pass	PK	7.38524G	51.62	74.00	-22.38	3	Vertical	13	2.71	-
2462MHz	Pass	AV	4.92396G	51.28	54.00	-2.72	3	Horizontal	282	1.00	-
2462MHz	Pass	AV	7.38536G	39.85	54.00	-14.15	3	Horizontal	360	1.03	-
2462MHz	Pass	PK	4.92404G	53.64	74.00	-20.36	3	Horizontal	282	1.00	-
2462MHz	Pass	PK	7.38712G	50.99	74.00	-23.01	3	Horizontal	360	1.03	-
802.11g_Nss1,(6Mbps)_1TX	-	-	-	-	-	-	-	-	-	-	-
2412MHz	Pass	AV	2.3636G	47.79	54.00	-6.21	3	Vertical	170	1.50	-
2412MHz	Pass	AV	2.4132G	81.40	Inf	-Inf	3	Vertical	170	1.50	-
2412MHz	Pass	PK	2.3714G	59.47	74.00	-14.53	3	Vertical	170	1.50	-
2412MHz	Pass	PK	2.4104G	90.48	Inf	-Inf	3	Vertical	170	1.50	-
2412MHz	Pass	AV	2.39G	50.43	54.00	-3.57	3	Horizontal	168	1.39	-
2412MHz	Pass	AV	2.4178G	97.93	Inf	-Inf	3	Horizontal	168	1.39	-
2412MHz	Pass	PK	2.3898G	65.52	74.00	-8.48	3	Horizontal	168	1.39	-
2412MHz	Pass	PK	2.4092G	106.80	Inf	-Inf	3	Horizontal	168	1.39	-
2412MHz	Pass	AV	4.824G	31.36	54.00	-22.64	3	Vertical	43.9	1.67	-
2412MHz	Pass	PK	4.82924G	44.30	74.00	-29.70	3	Vertical	96.6	1.67	-
2412MHz	Pass	AV	4.82408G	31.96	54.00	-22.04	3	Horizontal	177	1.44	-
2412MHz	Pass	PK	4.82888G	44.51	74.00	-29.49	3	Horizontal	177	1.44	-
2417MHz	Pass	AV	2.39G	47.76	54.00	-6.24	3	Vertical	168	1.52	-
2417MHz	Pass	AV	2.416G	89.52	Inf	-Inf	3	Vertical	168	1.52	-
2417MHz	Pass	PK	2.3774G	59.64	74.00	-14.36	3	Vertical	168	1.52	-
2417MHz	Pass	PK	2.4142G	99.11	Inf	-Inf	3	Vertical	168	1.52	-
2417MHz	Pass	AV	2.39G	51.22	54.00	-2.78	3	Horizontal	168	1.18	-
2417MHz	Pass	AV	2.4108G	102.59	Inf	-Inf	3	Horizontal	168	1.18	-
2417MHz	Pass	PK	2.3896G	66.30	74.00	-7.70	3	Horizontal	168	1.18	-
2417MHz	Pass	PK	2.4144G	111.83	Inf	-Inf	3	Horizontal	168	1.18	-
2422MHz	Pass	AV	2.39G	48.46	54.00	-5.54	3	Vertical	139	1.26	-
2422MHz	Pass	AV	2.423G	94.12	Inf	-Inf	3	Vertical	139	1.26	-
2422MHz	Pass	PK	2.3898G	61.51	74.00	-12.49	3	Vertical	139	1.26	-
2422MHz	Pass	PK	2.4246G	103.48	Inf	-Inf	3	Vertical	139	1.26	-
2422MHz	Pass	AV	2.39G	51.92	54.00	-2.08	3	Horizontal	162	1.34	-
2422MHz	Pass	AV	2.4278G	102.89	Inf	-Inf	3	Horizontal	162	1.34	-
2422MHz	Pass	PK	2.39G	70.41	74.00	-3.59	3	Horizontal	162	1.34	-
2422MHz	Pass	PK	2.4234G	112.03	Inf	-Inf	3	Horizontal	162	1.34	-
2437MHz	Pass	AV	2.355G	48.08	54.00	-5.92	3	Vertical	284	3.00	-
2437MHz	Pass	AV	2.4434G	99.57	Inf	-Inf	3	Vertical	284	3.00	-
2437MHz	Pass	AV	2.4835G	48.82	54.00	-5.18	3	Vertical	284	3.00	-
2437MHz	Pass	PK	2.3546G	60.22	74.00	-13.78	3	Vertical	284	3.00	-
2437MHz	Pass	PK	2.4406G	109.18	Inf	-Inf	3	Vertical	284	3.00	-
2437MHz	Pass	PK	2.4838G	62.06	74.00	-11.94	3	Vertical	284	3.00	-
2437MHz	Pass	AV	2.3898G	50.92	54.00	-3.08	3	Horizontal	168	2.21	-
2437MHz	Pass	AV	2.4314G	105.70	Inf	-Inf	3	Horizontal	168	2.21	-
2437MHz	Pass	AV	2.4842G	50.95	54.00	-3.05	3	Horizontal	168	2.21	-
2437MHz	Pass	PK	2.3894G	66.95	74.00	-7.05	3	Horizontal	168	2.21	-
2437MHz	Pass	PK	2.4318G	115.13	Inf	-Inf	3	Horizontal	168	2.21	-
2437MHz	Pass	PK	2.4835G	68.33	74.00	-5.67	3	Horizontal	168	2.21	-
2437MHz	Pass	AV	4.87436G	38.60	54.00	-15.40	3	Vertical	14	1.80	-

Mode	Result	Type	Freq (Hz)	Level (dBuV/m)	Limit (dBuV/m)	Margin (dB)	Dist (m)	Condition	Azimuth (°)	Height (m)	Comments
2437MHz	Pass	AV	7.31052G	46.12	54.00	-7.88	3	Vertical	287	2.81	-
2437MHz	Pass	PK	4.8743G	51.60	74.00	-22.40	3	Vertical	14	1.80	-
2437MHz	Pass	PK	7.31226G	59.73	74.00	-14.27	3	Vertical	287	2.81	-
2437MHz	Pass	AV	4.87436G	37.82	54.00	-16.18	3	Horizontal	175	1.00	-
2437MHz	Pass	AV	7.3101G	43.65	54.00	-10.35	3	Horizontal	190	1.00	-
2437MHz	Pass	PK	4.87442G	51.76	74.00	-22.24	3	Horizontal	175	1.00	-
2437MHz	Pass	PK	7.30722G	57.09	74.00	-16.91	3	Horizontal	190	1.00	-
2452MHz	Pass	AV	2.4514G	95.16	Inf	-Inf	3	Vertical	124	1.04	-
2452MHz	Pass	AV	2.4835G	49.21	54.00	-4.79	3	Vertical	124	1.04	-
2452MHz	Pass	PK	2.4544G	104.58	Inf	-Inf	3	Vertical	124	1.04	-
2452MHz	Pass	PK	2.4866G	63.36	74.00	-10.64	3	Vertical	124	1.04	-
2452MHz	Pass	AV	2.4534G	102.19	Inf	-Inf	3	Horizontal	164	1.93	-
2452MHz	Pass	AV	2.4842G	51.47	54.00	-2.53	3	Horizontal	164	1.93	-
2452MHz	Pass	PK	2.4536G	111.75	Inf	-Inf	3	Horizontal	164	1.93	-
2452MHz	Pass	PK	2.4836G	70.52	74.00	-3.48	3	Horizontal	164	1.93	-
2457MHz	Pass	AV	2.4558G	87.82	Inf	-Inf	3	Vertical	172	1.56	-
2457MHz	Pass	AV	2.489G	47.41	54.00	-6.59	3	Vertical	172	1.56	-
2457MHz	Pass	PK	2.4542G	97.39	Inf	-Inf	3	Vertical	172	1.56	-
2457MHz	Pass	PK	2.4932G	59.41	74.00	-14.59	3	Vertical	172	1.56	-
2457MHz	Pass	AV	2.4558G	102.17	Inf	-Inf	3	Horizontal	168	1.18	-
2457MHz	Pass	AV	2.4836G	51.35	54.00	-2.65	3	Horizontal	168	1.18	-
2457MHz	Pass	PK	2.4544G	112.20	Inf	-Inf	3	Horizontal	168	1.18	-
2457MHz	Pass	PK	2.485G	68.95	74.00	-5.05	3	Horizontal	168	1.18	-
2462MHz	Pass	AV	2.4606G	79.47	Inf	-Inf	3	Vertical	189	1.50	-
2462MHz	Pass	AV	2.4842G	47.37	54.00	-6.63	3	Vertical	189	1.50	-
2462MHz	Pass	PK	2.469G	88.74	Inf	-Inf	3	Vertical	189	1.50	-
2462MHz	Pass	PK	2.4842G	60.49	74.00	-13.51	3	Vertical	189	1.50	-
2462MHz	Pass	AV	2.468G	96.84	Inf	-Inf	3	Horizontal	168	2.18	-
2462MHz	Pass	AV	2.4835G	51.95	54.00	-2.05	3	Horizontal	168	2.18	-
2462MHz	Pass	PK	2.4664G	106.12	Inf	-Inf	3	Horizontal	168	2.18	-
2462MHz	Pass	PK	2.4836G	69.22	74.00	-4.78	3	Horizontal	168	2.18	-
2462MHz	Pass	AV	4.924G	31.93	54.00	-22.07	3	Vertical	360	1.50	-
2462MHz	Pass	AV	7.3564G	37.28	54.00	-16.72	3	Vertical	318	1.50	-
2462MHz	Pass	PK	4.9342G	44.61	74.00	-29.39	3	Vertical	360	1.50	-
2462MHz	Pass	PK	7.3898G	50.99	74.00	-23.01	3	Vertical	318	1.50	-
2462MHz	Pass	AV	4.92388G	32.13	54.00	-21.87	3	Horizontal	176	2.57	-
2462MHz	Pass	AV	7.40028G	37.24	54.00	-16.76	3	Horizontal	317	1.02	-
2462MHz	Pass	PK	4.93108G	44.85	74.00	-29.15	3	Horizontal	176	2.57	-
2462MHz	Pass	PK	7.38198G	50.35	74.00	-23.65	3	Horizontal	317	1.02	-
802.11n HT20_Nss1,(MCS0)_1TX	-	-	-	-	-	-	-	-	-	-	-
2412MHz	Pass	AV	2.3622G	47.68	54.00	-6.32	3	Vertical	153	1.50	-
2412MHz	Pass	AV	2.418G	75.82	Inf	-Inf	3	Vertical	153	1.50	-
2412MHz	Pass	PK	2.3676G	59.29	74.00	-14.71	3	Vertical	153	1.50	-
2412MHz	Pass	PK	2.4168G	85.92	Inf	-Inf	3	Vertical	153	1.50	-
2412MHz	Pass	AV	2.39G	51.16	54.00	-2.84	3	Horizontal	170	1.18	-
2412MHz	Pass	AV	2.4108G	96.66	Inf	-Inf	3	Horizontal	170	1.18	-
2412MHz	Pass	PK	2.3898G	66.12	74.00	-7.88	3	Horizontal	170	1.18	-
2412MHz	Pass	PK	2.4056G	106.15	Inf	-Inf	3	Horizontal	170	1.18	-
2412MHz	Pass	AV	4.82412G	31.25	54.00	-22.75	3	Vertical	15	1.37	-
2412MHz	Pass	PK	4.83888G	44.79	74.00	-29.21	3	Vertical	15	1.37	-
2412MHz	Pass	AV	4.824G	31.88	54.00	-22.12	3	Horizontal	54	1.00	-
2412MHz	Pass	PK	4.824G	43.97	74.00	-30.03	3	Horizontal	54	1.00	-
2417MHz	Pass	AV	2.3692G	47.74	54.00	-6.26	3	Vertical	169	1.48	-
2417MHz	Pass	AV	2.4106G	88.26	Inf	-Inf	3	Vertical	169	1.48	-
2417MHz	Pass	PK	2.3762G	59.69	74.00	-14.31	3	Vertical	169	1.48	-
2417MHz	Pass	PK	2.4098G	97.67	Inf	-Inf	3	Vertical	169	1.48	-
2417MHz	Pass	AV	2.39G	50.82	54.00	-3.18	3	Horizontal	170	1.17	-
2417MHz	Pass	AV	2.412G	101.69	Inf	-Inf	3	Horizontal	170	1.17	-
2417MHz	Pass	PK	2.3898G	69.61	74.00	-4.39	3	Horizontal	170	1.17	-
2417MHz	Pass	PK	2.4114G	111.70	Inf	-Inf	3	Horizontal	170	1.17	-
2422MHz	Pass	AV	2.3898G	48.57	54.00	-5.43	3	Vertical	138	1.24	-
2422MHz	Pass	AV	2.4166G	94.25	Inf	-Inf	3	Vertical	138	1.24	-

Mode	Result	Type	Freq (Hz)	Level (dBuV/m)	Limit (dBuV/m)	Margin (dB)	Dist (m)	Condition	Azimuth (°)	Height (m)	Comments
2422MHz	Pass	PK	2.3894G	62.94	74.00	-11.06	3	Vertical	138	1.24	-
2422MHz	Pass	PK	2.4158G	103.55	Inf	-Inf	3	Vertical	138	1.24	-
2422MHz	Pass	AV	2.39G	51.65	54.00	-2.35	3	Horizontal	162	1.56	-
2422MHz	Pass	AV	2.4162G	102.05	Inf	-Inf	3	Horizontal	162	1.56	-
2422MHz	Pass	PK	2.3884G	71.81	74.00	-2.19	3	Horizontal	162	1.56	-
2422MHz	Pass	PK	2.4152G	111.95	Inf	-Inf	3	Horizontal	162	1.56	-
2437MHz	Pass	AV	2.3438G	47.88	54.00	-6.12	3	Vertical	248	2.76	-
2437MHz	Pass	AV	2.4318G	94.09	Inf	-Inf	3	Vertical	248	2.76	-
2437MHz	Pass	AV	2.4978G	47.31	54.00	-6.69	3	Vertical	248	2.76	-
2437MHz	Pass	PK	2.3414G	60.12	74.00	-13.88	3	Vertical	248	2.76	-
2437MHz	Pass	PK	2.4306G	103.63	Inf	-Inf	3	Vertical	248	2.76	-
2437MHz	Pass	PK	2.4878G	59.10	74.00	-14.90	3	Vertical	248	2.76	-
2437MHz	Pass	AV	2.3898G	50.35	54.00	-3.65	3	Horizontal	168	1.13	-
2437MHz	Pass	AV	2.4422G	106.17	Inf	-Inf	3	Horizontal	168	1.13	-
2437MHz	Pass	AV	2.4838G	51.37	54.00	-2.63	3	Horizontal	168	1.13	-
2437MHz	Pass	PK	2.3898G	64.62	74.00	-9.38	3	Horizontal	168	1.13	-
2437MHz	Pass	PK	2.441G	115.34	Inf	-Inf	3	Horizontal	168	1.13	-
2437MHz	Pass	PK	2.4854G	70.85	74.00	-3.15	3	Horizontal	168	1.13	-
2437MHz	Pass	AV	4.87454G	37.57	54.00	-16.43	3	Vertical	14	1.50	-
2437MHz	Pass	AV	7.3086G	44.14	54.00	-9.86	3	Vertical	287	2.68	-
2437MHz	Pass	PK	4.87568G	50.23	74.00	-23.77	3	Vertical	14	1.50	-
2437MHz	Pass	PK	7.30782G	57.91	74.00	-16.09	3	Vertical	287	2.68	-
2437MHz	Pass	AV	4.87424G	37.09	54.00	-16.91	3	Horizontal	176	1.28	-
2437MHz	Pass	AV	7.30962G	42.06	54.00	-11.94	3	Horizontal	189	1.00	-
2437MHz	Pass	PK	4.87418G	49.41	74.00	-24.59	3	Horizontal	176	1.28	-
2437MHz	Pass	PK	7.31082G	56.43	74.00	-17.57	3	Horizontal	189	1.00	-
2452MHz	Pass	AV	2.446G	92.90	Inf	-Inf	3	Vertical	140	1.21	-
2452MHz	Pass	AV	2.4835G	47.76	54.00	-6.24	3	Vertical	140	1.21	-
2452MHz	Pass	PK	2.4504G	102.01	Inf	-Inf	3	Vertical	140	1.21	-
2452MHz	Pass	PK	2.486G	59.56	74.00	-14.44	3	Vertical	140	1.21	-
2452MHz	Pass	AV	2.4576G	101.15	Inf	-Inf	3	Horizontal	163	1.31	-
2452MHz	Pass	AV	2.4835G	50.56	54.00	-3.44	3	Horizontal	163	1.31	-
2452MHz	Pass	PK	2.4582G	110.83	Inf	-Inf	3	Horizontal	163	1.31	-
2452MHz	Pass	PK	2.4836G	70.98	74.00	-3.02	3	Horizontal	163	1.31	-
2457MHz	Pass	AV	2.463G	89.39	Inf	-Inf	3	Vertical	180	2.87	-
2457MHz	Pass	AV	2.4835G	47.43	54.00	-6.57	3	Vertical	180	2.87	-
2457MHz	Pass	PK	2.4618G	99.03	Inf	-Inf	3	Vertical	180	2.87	-
2457MHz	Pass	PK	2.4892G	59.20	74.00	-14.80	3	Vertical	180	2.87	-
2457MHz	Pass	AV	2.4558G	100.11	Inf	-Inf	3	Horizontal	168	1.18	-
2457MHz	Pass	AV	2.4835G	49.08	54.00	-4.92	3	Horizontal	168	1.18	-
2457MHz	Pass	PK	2.4572G	109.64	Inf	-Inf	3	Horizontal	168	1.18	-
2457MHz	Pass	PK	2.4842G	67.39	74.00	-6.61	3	Horizontal	168	1.18	-
2462MHz	Pass	AV	2.4544G	78.13	Inf	-Inf	3	Vertical	174	1.13	-
2462MHz	Pass	AV	2.4934G	47.51	54.00	-6.49	3	Vertical	174	1.13	-
2462MHz	Pass	PK	2.455G	87.85	Inf	-Inf	3	Vertical	174	1.13	-
2462MHz	Pass	PK	2.4836G	59.04	74.00	-14.96	3	Vertical	174	1.13	-
2462MHz	Pass	AV	2.4684G	96.20	Inf	-Inf	3	Horizontal	168	1.05	-
2462MHz	Pass	AV	2.4835G	51.01	54.00	-2.99	3	Horizontal	168	1.05	-
2462MHz	Pass	PK	2.467G	105.99	Inf	-Inf	3	Horizontal	168	1.05	-
2462MHz	Pass	PK	2.4838G	67.38	74.00	-6.62	3	Horizontal	168	1.05	-
2462MHz	Pass	AV	4.92412G	31.74	54.00	-22.26	3	Vertical	360	1.00	-
2462MHz	Pass	AV	7.39218G	37.06	54.00	-16.94	3	Vertical	18	1.50	-
2462MHz	Pass	PK	4.9126G	44.86	74.00	-29.14	3	Vertical	360	1.00	-
2462MHz	Pass	PK	7.38972G	50.48	74.00	-23.52	3	Vertical	18	1.50	-
2462MHz	Pass	AV	4.92412G	31.40	54.00	-22.60	3	Horizontal	50	1.00	-
2462MHz	Pass	AV	7.40004G	36.92	54.00	-17.08	3	Horizontal	3	1.50	-
2462MHz	Pass	PK	4.91872G	44.14	74.00	-29.86	3	Horizontal	50	1.00	-
2462MHz	Pass	PK	7.37808G	50.18	74.00	-23.82	3	Horizontal	3	1.50	-

802.11b_Nss1,(1Mbps)_1TX

2412MHz_TX

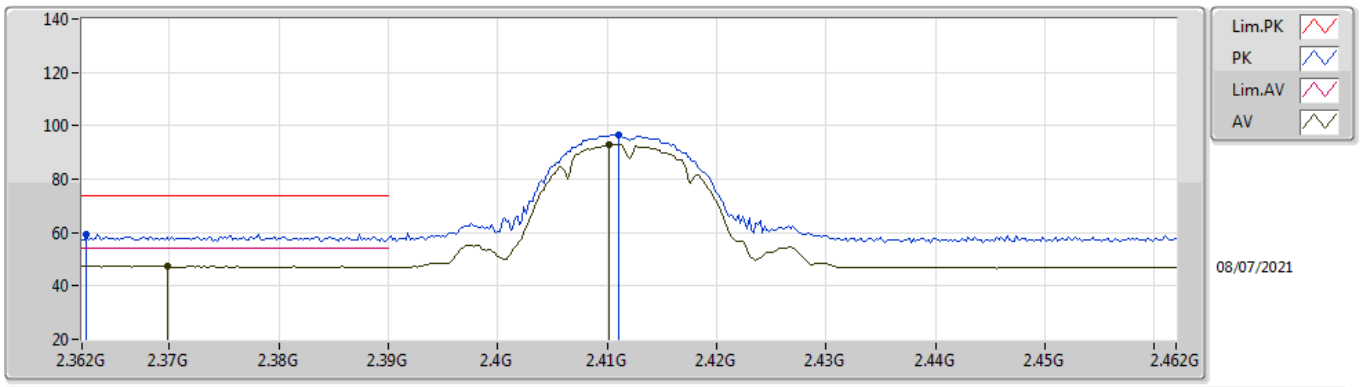

Type	Freq	Level	Limit	Margin	Factor	Dist	Condition	Azimuth	Height	Comment	Raw	AF	CL	PA
	(Hz)	(dBuV/m)	(dBuV/m)	(dB)	(dB)	(m)		(°)	(m)		(dBuV)	(dB)	(dB)	(dB)
AV	2.3698G	47.33	54.00	-6.67	35.01	3	Vertical	267	1.48	-	12.32	27.76	7.25	-
AV	2.4102G	92.85	Inf	-Inf	34.91	3	Vertical	267	1.48	-	57.94	27.64	7.27	-
PK	2.3624G	59.40	74.00	-14.60	35.02	3	Vertical	267	1.48	-	24.38	27.78	7.24	-
PK	2.411G	96.79	Inf	-Inf	34.90	3	Vertical	267	1.48	-	61.89	27.63	7.27	-

802.11b_Nss1,(1Mbps)_1TX

2412MHz_TX

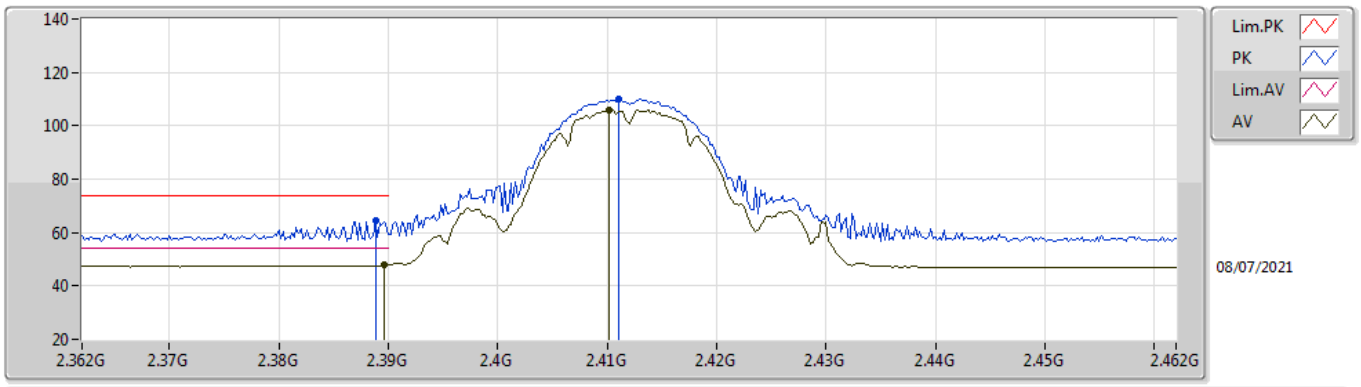

Type	Freq	Level	Limit	Margin	Factor	Dist	Condition	Azimuth	Height	Comment	Raw	AF	CL	PA
	(Hz)	(dBuV/m)	(dBuV/m)	(dB)	(dB)	(m)		(°)	(m)		(dBuV)	(dB)	(dB)	(dB)
AV	2.3896G	47.77	54.00	-6.23	34.98	3	Horizontal	272	2.77	-	12.79	27.72	7.26	-
AV	2.4102G	105.85	Inf	-Inf	34.91	3	Horizontal	272	2.77	-	70.94	27.64	7.27	-
PK	2.3888G	64.24	74.00	-9.76	34.97	3	Horizontal	272	2.77	-	29.27	27.72	7.25	-
PK	2.411G	109.91	Inf	-Inf	34.90	3	Horizontal	272	2.77	-	75.01	27.63	7.27	-

802.11b_Nss1,(1Mbps)_1TX

2412MHz_TX

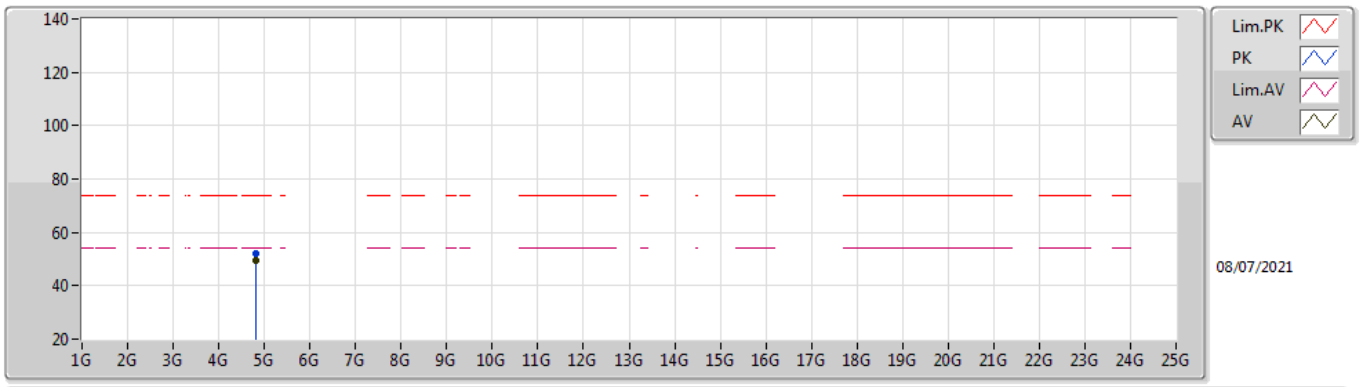

Type	Freq	Level	Limit	Margin	Factor	Dist	Condition	Azimuth	Height	Comment	Raw	AF	CL	PA
	(Hz)	(dBuV/m)	(dBuV/m)	(dB)	(dB)	(m)		(°)	(m)		(dBuV)	(dB)	(dB)	(dB)
AV	4.82398G	49.43	54.00	-4.57	5.79	3	Vertical	223	1.00	-	43.64	31.15	8.92	34.28
PK	4.82397G	52.21	74.00	-21.79	5.79	3	Vertical	223	1.00	-	46.42	31.15	8.92	34.28

802.11b_Nss1,(1Mbps)_1TX

2412MHz_TX

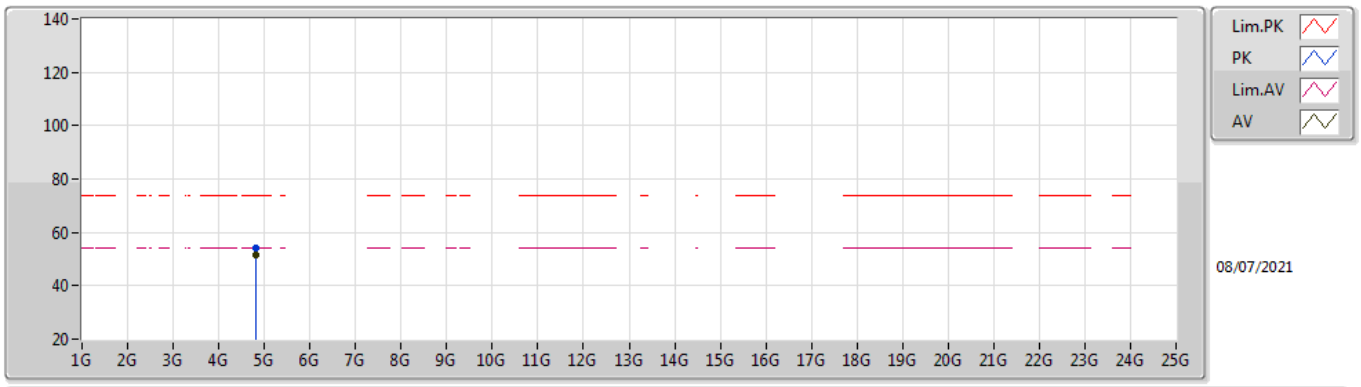

Type	Freq	Level	Limit	Margin	Factor	Dist	Condition	Azimuth	Height	Comment	Raw	AF	CL	PA
	(Hz)	(dBuV/m)	(dBuV/m)	(dB)	(dB)	(m)		(°)	(m)		(dBuV)	(dB)	(dB)	(dB)
AV	4.82398G	51.62	54.00	-2.38	5.79	3	Horizontal	286	3.00	-	45.83	31.15	8.92	34.28
PK	4.82395G	53.94	74.00	-20.06	5.79	3	Horizontal	286	3.00	-	48.15	31.15	8.92	34.28

802.11b_Nss1,(1Mbps)_1TX

2417MHz_TX

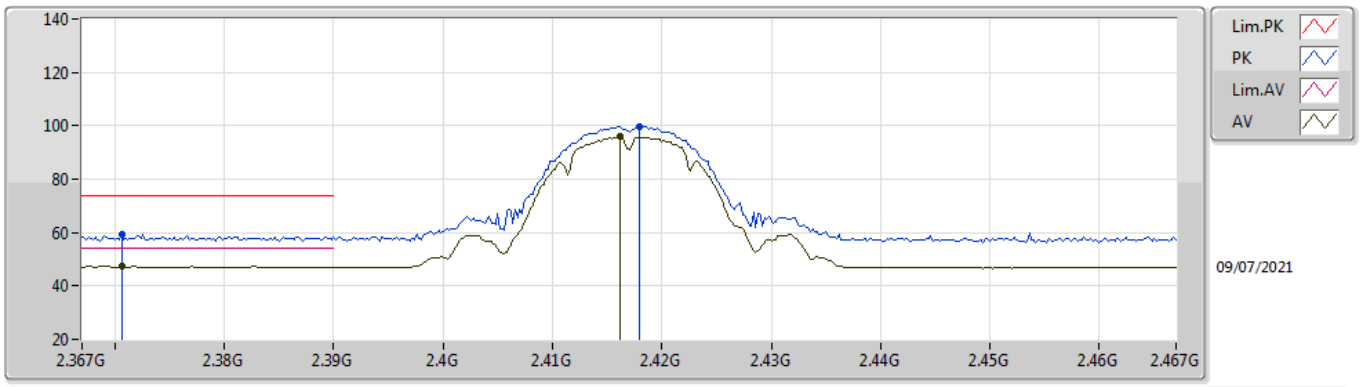

Type	Freq	Level	Limit	Margin	Factor	Dist	Condition	Azimuth	Height	Comment	Raw	AF	CL	PA
	(Hz)	(dBuV/m)	(dBuV/m)	(dB)	(dB)	(m)		(°)	(m)		(dBuV)	(dB)	(dB)	(dB)
AV	2.3706G	47.24	54.00	-6.76	35.01	3	Vertical	264	1.10	-	12.23	27.76	7.25	-
AV	2.4162G	95.86	Inf	-Inf	34.87	3	Vertical	264	1.10	-	60.99	27.60	7.27	-
PK	2.3706G	59.42	74.00	-14.58	35.01	3	Vertical	264	1.10	-	24.41	27.76	7.25	-
PK	2.418G	99.91	Inf	-Inf	34.86	3	Vertical	264	1.10	-	65.05	27.59	7.27	-

802.11b_Nss1,(1Mbps)_1TX

2417MHz_TX

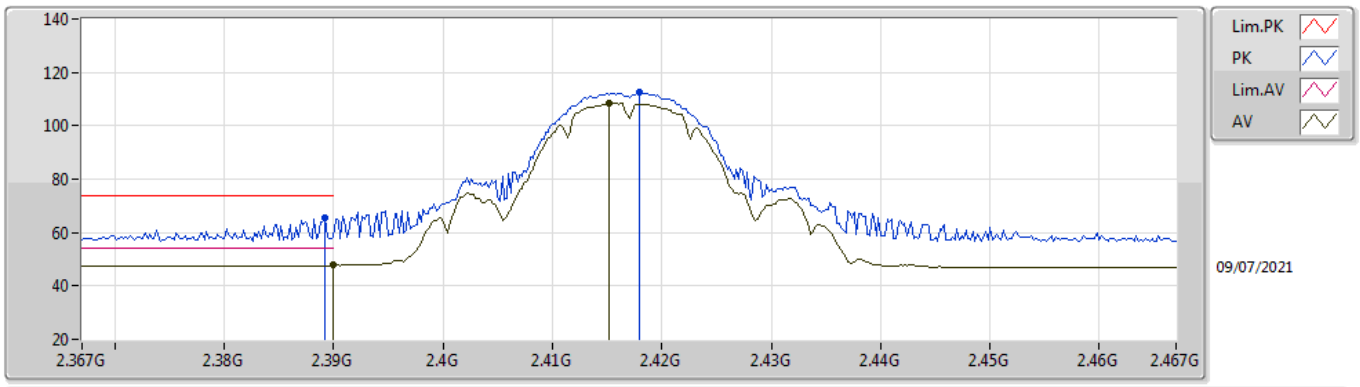

Type	Freq	Level	Limit	Margin	Factor	Dist	Condition	Azimuth	Height	Comment	Raw	AF	CL	PA
	(Hz)	(dBuV/m)	(dBuV/m)	(dB)	(dB)	(m)		(°)	(m)		(dBuV)	(dB)	(dB)	(dB)
AV	2.39G	47.69	54.00	-6.31	34.98	3	Horizontal	272	2.76	-	12.71	27.72	7.26	-
AV	2.4152G	108.41	Inf	-Inf	34.88	3	Horizontal	272	2.76	-	73.53	27.61	7.27	-
PK	2.3892G	65.61	74.00	-8.39	34.98	3	Horizontal	272	2.76	-	30.63	27.72	7.26	-
PK	2.418G	112.49	Inf	-Inf	34.86	3	Horizontal	272	2.76	-	77.63	27.59	7.27	-

802.11b_Nss1,(1Mbps)_1TX

2417MHz_TX

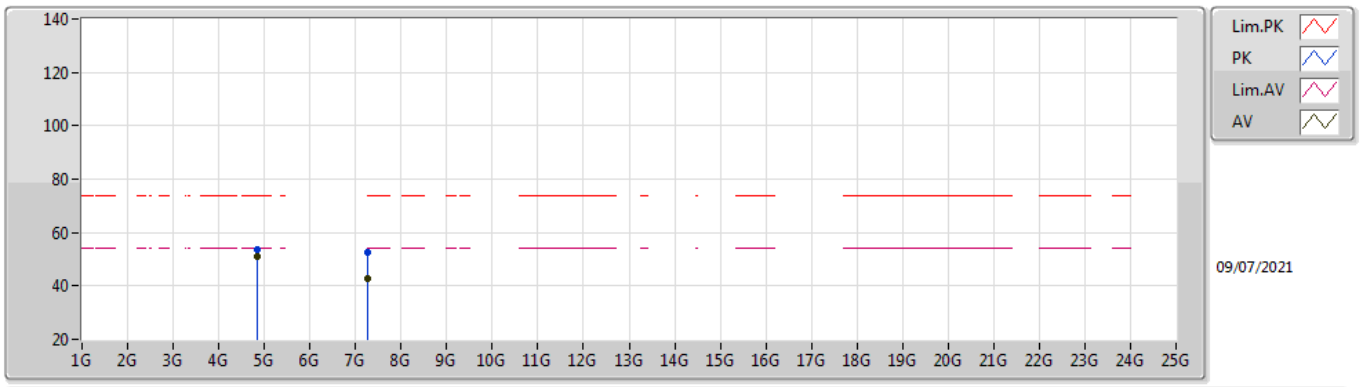

Type	Freq	Level	Limit	Margin	Factor	Dist	Condition	Azimuth	Height	Comment	Raw	AF	CL	PA
	(Hz)	(dBuV/m)	(dBuV/m)	(dB)	(dB)	(m)		(°)	(m)		(dBuV)	(dB)	(dB)	(dB)
AV	4.83398G	50.94	54.00	-3.06	5.82	3	Vertical	223	1.00	-	45.12	31.17	8.93	34.28
AV	7.25158G	42.61	54.00	-11.39	12.29	3	Vertical	13	2.78	-	30.32	36.30	10.56	34.57
PK	4.83395G	53.70	74.00	-20.30	5.82	3	Vertical	223	1.00	-	47.88	31.17	8.93	34.28
PK	7.25022G	52.51	74.00	-21.49	12.29	3	Vertical	13	2.78	-	40.22	36.30	10.56	34.57

802.11b_Nss1,(1Mbps)_1TX

2417MHz_TX

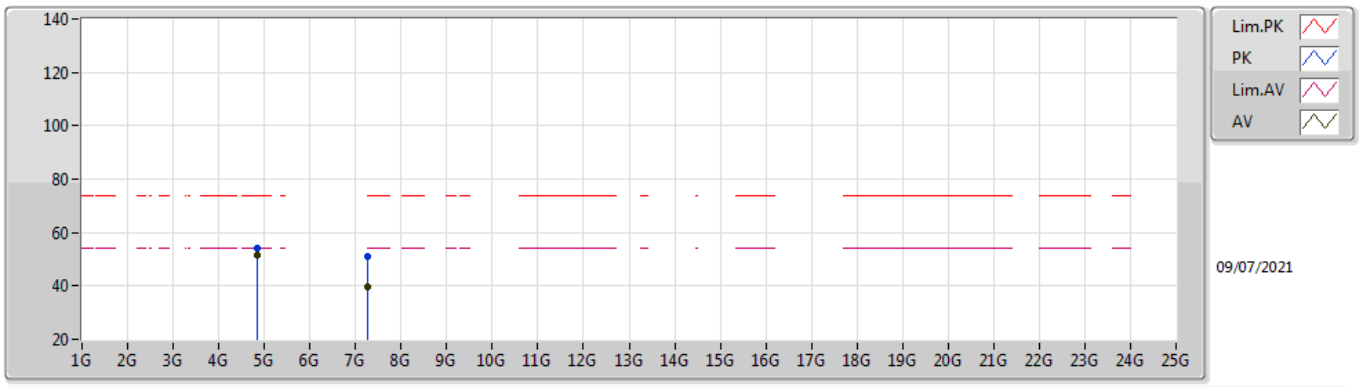

Type	Freq	Level	Limit	Margin	Factor	Dist	Condition	Azimuth	Height	Comment	Raw	AF	CL	PA
	(Hz)	(dBuV/m)	(dBuV/m)	(dB)	(dB)	(m)		(°)	(m)		(dBuV)	(dB)	(dB)	(dB)
AV	4.83398G	51.81	54.00	-2.19	5.82	3	Horizontal	287	3.00	-	45.99	31.17	8.93	34.28
AV	7.25152G	39.78	54.00	-14.22	12.29	3	Horizontal	1	1.00	-	27.49	36.30	10.56	34.57
PK	4.83394G	54.03	74.00	-19.97	5.82	3	Horizontal	287	3.00	-	48.21	31.17	8.93	34.28
PK	7.25192G	50.93	74.00	-23.07	12.29	3	Horizontal	1	1.00	-	38.64	36.30	10.56	34.57

802.11b_Nss1,(1Mbps)_1TX

2422MHz_TX

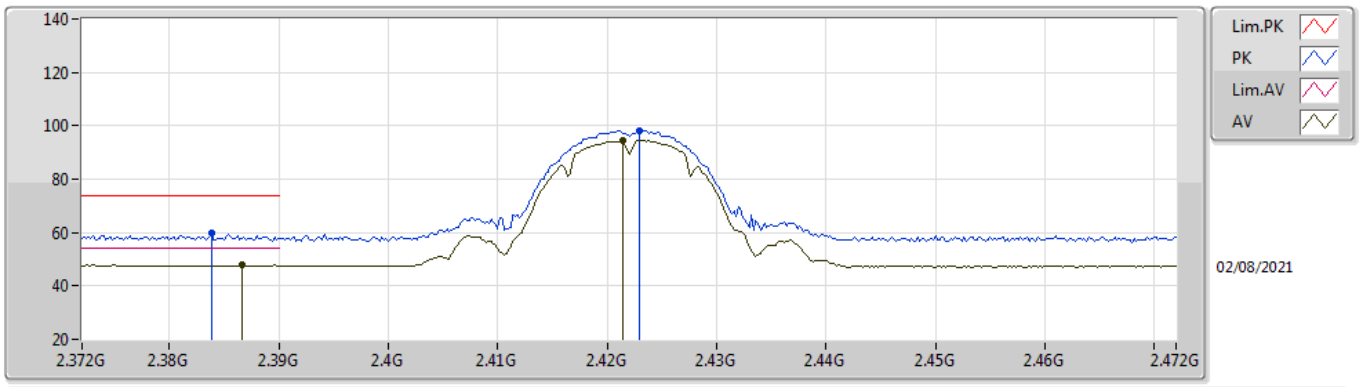

Type	Freq	Level	Limit	Margin	Factor	Dist	Condition	Azimuth	Height	Comment	Raw	AF	CL	PA
	(Hz)	(dBuV/m)	(dBuV/m)	(dB)	(dB)	(m)		(°)	(m)		(dBuV)	(dB)	(dB)	(dB)
AV	2.3866G	47.74	54.00	-6.26	34.98	3	Vertical	163	1.86	-	12.76	27.73	7.25	-
AV	2.4214G	94.38	Inf	-Inf	34.85	3	Vertical	163	1.86	-	59.53	27.57	7.28	-
PK	2.3838G	59.61	74.00	-14.39	34.98	3	Vertical	163	1.86	-	24.63	27.73	7.25	-
PK	2.423G	98.35	Inf	-Inf	34.84	3	Vertical	163	1.86	-	63.51	27.56	7.28	-

802.11b_Nss1,(1Mbps)_1TX

2422MHz_TX

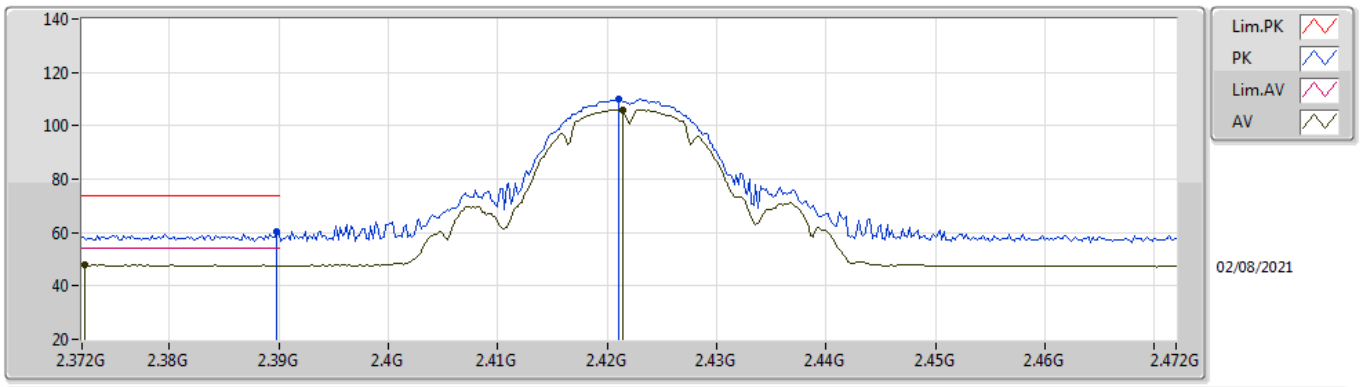

Type	Freq	Level	Limit	Margin	Factor	Dist	Condition	Azimuth	Height	Comment	Raw	AF	CL	PA
	(Hz)	(dBuV/m)	(dBuV/m)	(dB)	(dB)	(m)		(°)	(m)		(dBuV)	(dB)	(dB)	(dB)
AV	2.3722G	47.84	54.00	-6.16	35.01	3	Horizontal	163	1.30	-	12.83	27.76	7.25	-
AV	2.4214G	106.07	Inf	-Inf	34.85	3	Horizontal	163	1.30	-	71.22	27.57	7.28	-
PK	2.3898G	60.25	74.00	-13.75	34.98	3	Horizontal	163	1.30	-	25.27	27.72	7.26	-
PK	2.421G	109.82	Inf	-Inf	34.85	3	Horizontal	163	1.30	-	74.97	27.57	7.28	-

802.11b_Nss1,(1Mbps)_1TX

2422MHz_TX

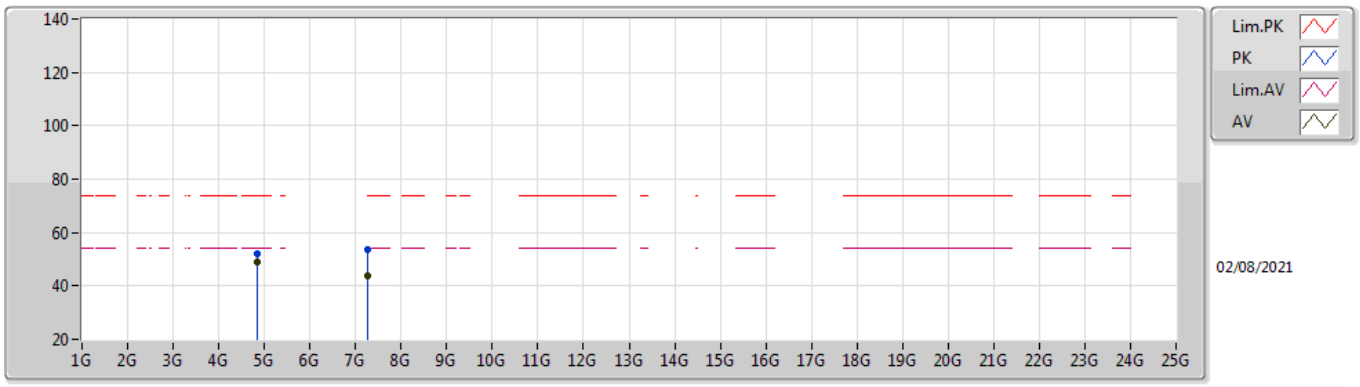

Type	Freq	Level	Limit	Margin	Factor	Dist	Condition	Azimuth	Height	Comment	Raw	AF	CL	PA
	(Hz)	(dBuV/m)	(dBuV/m)	(dB)	(dB)	(m)		(°)	(m)		(dBuV)	(dB)	(dB)	(dB)
AV	4.84395G	48.93	54.00	-5.07	5.85	3	Vertical	149	1.30	-	43.08	31.19	8.93	34.27
AV	7.26525G	44.01	54.00	-9.99	12.34	3	Vertical	279	2.74	-	31.67	36.33	10.58	34.57
PK	4.84403G	51.85	74.00	-22.15	5.85	3	Vertical	149	1.30	-	46.00	31.19	8.93	34.27
PK	7.26665G	53.51	74.00	-20.49	12.34	3	Vertical	279	2.74	-	41.17	36.33	10.58	34.57

802.11b_Nss1,(1Mbps)_1TX

2422MHz_TX

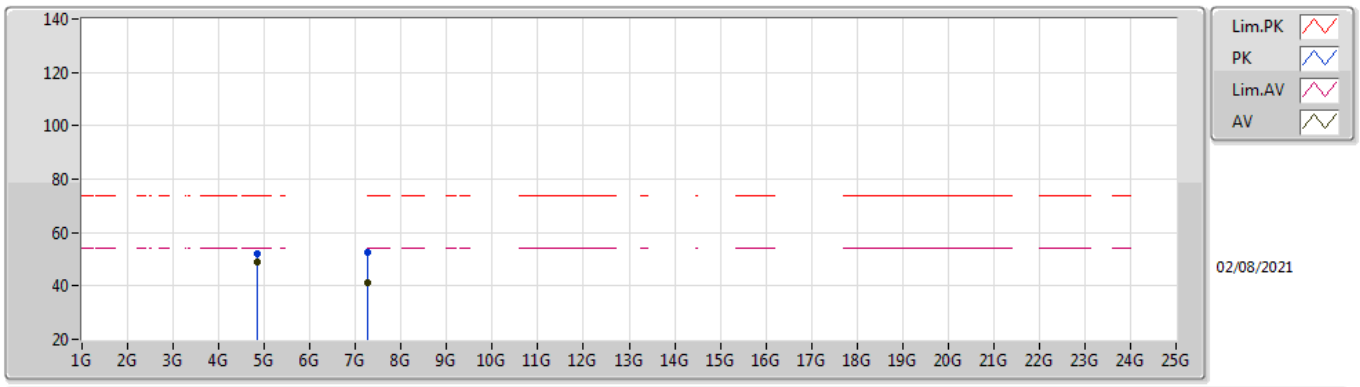

Type	Freq	Level	Limit	Margin	Factor	Dist	Condition	Azimuth	Height	Comment	Raw	AF	CL	PA
	(Hz)	(dBuV/m)	(dBuV/m)	(dB)	(dB)	(m)		(°)	(m)		(dBuV)	(dB)	(dB)	(dB)
AV	4.844G	49.19	54.00	-4.81	5.85	3	Horizontal	295	1.08	-	43.34	31.19	8.93	34.27
AV	7.26677G	41.01	54.00	-12.99	12.34	3	Horizontal	332	1.05	-	28.67	36.33	10.58	34.57
PK	4.84396G	52.00	74.00	-22.00	5.85	3	Horizontal	295	1.08	-	46.15	31.19	8.93	34.27
PK	7.26629G	52.57	74.00	-21.43	12.34	3	Horizontal	332	1.05	-	40.23	36.33	10.58	34.57

802.11b_Nss1,(1Mbps)_1TX

2437MHz_TX

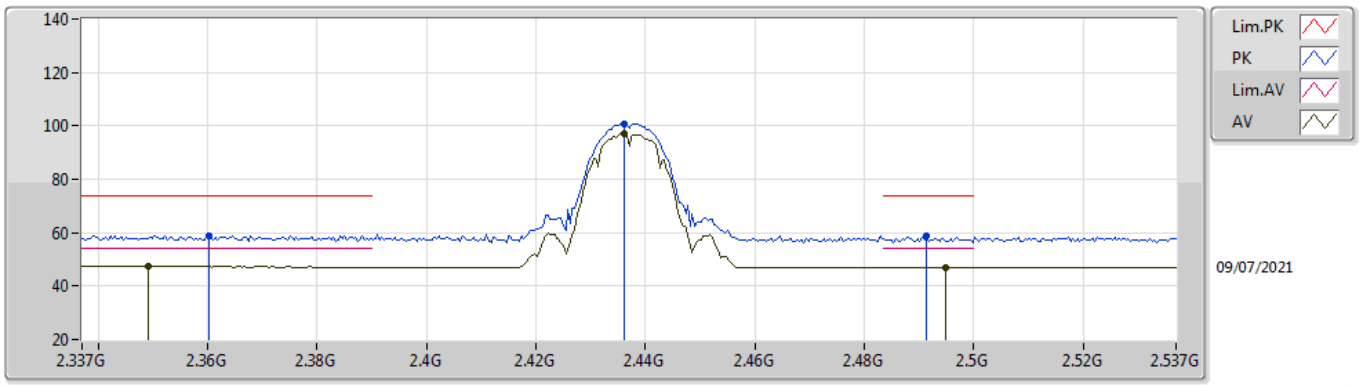

Type	Freq	Level	Limit	Margin	Factor	Dist	Condition	Azimuth	Height	Comment	Raw	AF	CL	PA
	(Hz)	(dBuV/m)	(dBuV/m)	(dB)	(dB)	(m)		(°)	(m)		(dBuV)	(dB)	(dB)	(dB)
AV	2.349G	47.43	54.00	-6.57	35.04	3	Vertical	266	1.30	-	12.39	27.80	7.24	-
AV	2.4362G	97.01	Inf	-Inf	34.77	3	Vertical	266	1.30	-	62.24	27.48	7.29	-
AV	2.495G	46.89	54.00	-7.11	34.74	3	Vertical	266	1.30	-	12.15	27.40	7.34	-
PK	2.3602G	58.75	74.00	-15.25	35.02	3	Vertical	266	1.30	-	23.73	27.78	7.24	-
PK	2.4362G	100.92	Inf	-Inf	34.77	3	Vertical	266	1.30	-	66.15	27.48	7.29	-
PK	2.4914G	59.02	74.00	-14.98	34.73	3	Vertical	266	1.30	-	24.29	27.40	7.33	-

802.11b_Nss1,(1Mbps)_1TX

2437MHz_TX

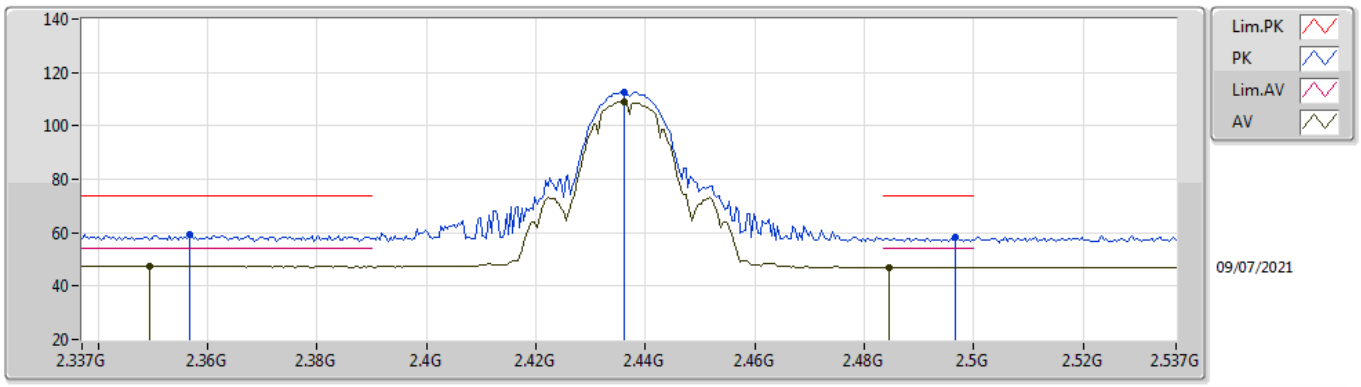

Type	Freq	Level	Limit	Margin	Factor	Dist	Condition	Azimuth	Height	Comment	Raw	AF	CL	PA
	(Hz)	(dBuV/m)	(dBuV/m)	(dB)	(dB)	(m)		(°)	(m)		(dBuV)	(dB)	(dB)	(dB)
AV	2.3494G	47.50	54.00	-6.50	35.04	3	Horizontal	272	2.72	-	12.46	27.80	7.24	-
AV	2.4362G	108.89	Inf	-Inf	34.77	3	Horizontal	272	2.72	-	74.12	27.48	7.29	-
AV	2.4846G	46.97	54.00	-7.03	34.73	3	Horizontal	272	2.72	-	12.24	27.40	7.33	-
PK	2.3566G	59.46	74.00	-14.54	35.03	3	Horizontal	272	2.72	-	24.43	27.79	7.24	-
PK	2.4362G	112.75	Inf	-Inf	34.77	3	Horizontal	272	2.72	-	77.98	27.48	7.29	-
PK	2.4966G	58.37	74.00	-15.63	34.74	3	Horizontal	272	2.72	-	23.63	27.40	7.34	-

802.11b_Nss1,(1Mbps)_1TX

2437MHz_TX

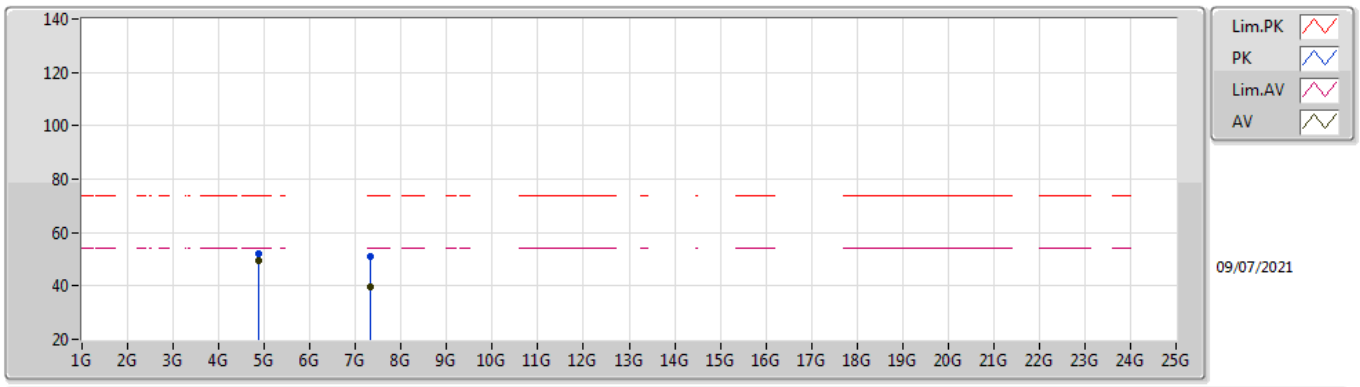

Type	Freq	Level	Limit	Margin	Factor	Dist	Condition	Azimuth	Height	Comment	Raw	AF	CL	PA
	(Hz)	(dBuV/m)	(dBuV/m)	(dB)	(dB)	(m)		(°)	(m)		(dBuV)	(dB)	(dB)	(dB)
AV	4.87398G	49.36	54.00	-4.64	5.90	3	Vertical	223	1.01	-	43.46	31.20	8.96	34.26
AV	7.31024G	39.77	54.00	-14.23	12.43	3	Vertical	5	2.39	-	27.34	36.38	10.62	34.57
PK	4.874G	52.19	74.00	-21.81	5.90	3	Vertical	223	1.01	-	46.29	31.20	8.96	34.26
PK	7.31046G	51.15	74.00	-22.85	12.43	3	Vertical	5	2.39	-	38.72	36.38	10.62	34.57

802.11b_Nss1,(1Mbps)_1TX

2437MHz_TX

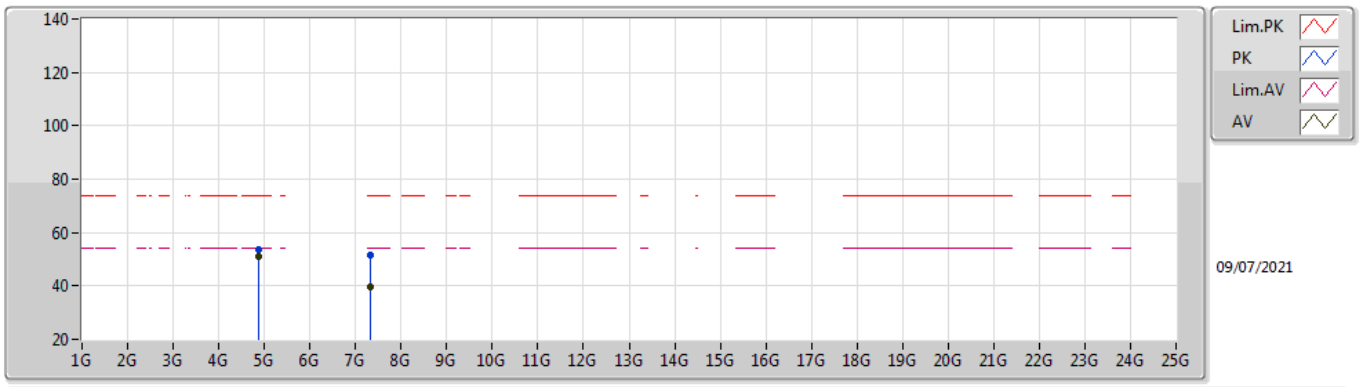

Type	Freq	Level	Limit	Margin	Factor	Dist	Condition	Azimuth	Height	Comment	Raw	AF	CL	PA
	(Hz)	(dBuV/m)	(dBuV/m)	(dB)	(dB)	(m)		(°)	(m)		(dBuV)	(dB)	(dB)	(dB)
AV	4.87396G	50.81	54.00	-3.19	5.90	3	Horizontal	292	2.95	-	44.91	31.20	8.96	34.26
AV	7.31022G	39.66	54.00	-14.34	12.43	3	Horizontal	0	1.26	-	27.23	36.38	10.62	34.57
PK	4.87394G	53.39	74.00	-20.61	5.90	3	Horizontal	292	2.95	-	47.49	31.20	8.96	34.26
PK	7.31178G	51.51	74.00	-22.49	12.43	3	Horizontal	0	1.26	-	39.08	36.38	10.62	34.57

802.11b_Nss1,(1Mbps)_1TX

2462MHz_TX

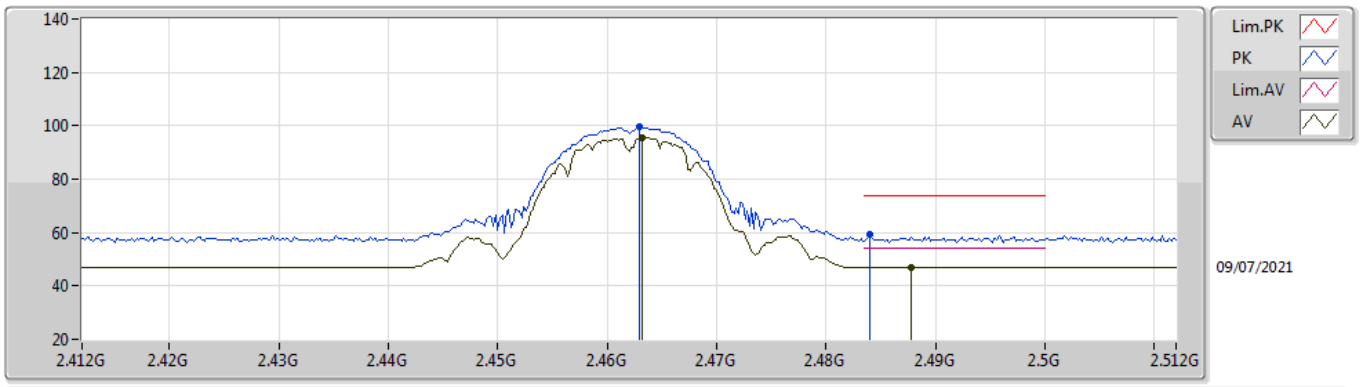

Type	Freq	Level	Limit	Margin	Factor	Dist	Condition	Azimuth	Height	Comment	Raw	AF	CL	PA
	(Hz)	(dBuV/m)	(dBuV/m)	(dB)	(dB)	(m)		(°)	(m)		(dBuV)	(dB)	(dB)	(dB)
AV	2.4632G	95.51	Inf	-Inf	34.71	3	Vertical	301	1.50	-	60.80	27.40	7.31	-
AV	2.4878G	46.96	54.00	-7.04	34.73	3	Vertical	301	1.50	-	12.23	27.40	7.33	-
PK	2.463G	99.61	Inf	-Inf	34.71	3	Vertical	301	1.50	-	64.90	27.40	7.31	-
PK	2.484G	59.06	74.00	-14.94	34.73	3	Vertical	301	1.50	-	24.33	27.40	7.33	-

802.11b_Nss1,(1Mbps)_1TX

2462MHz_TX

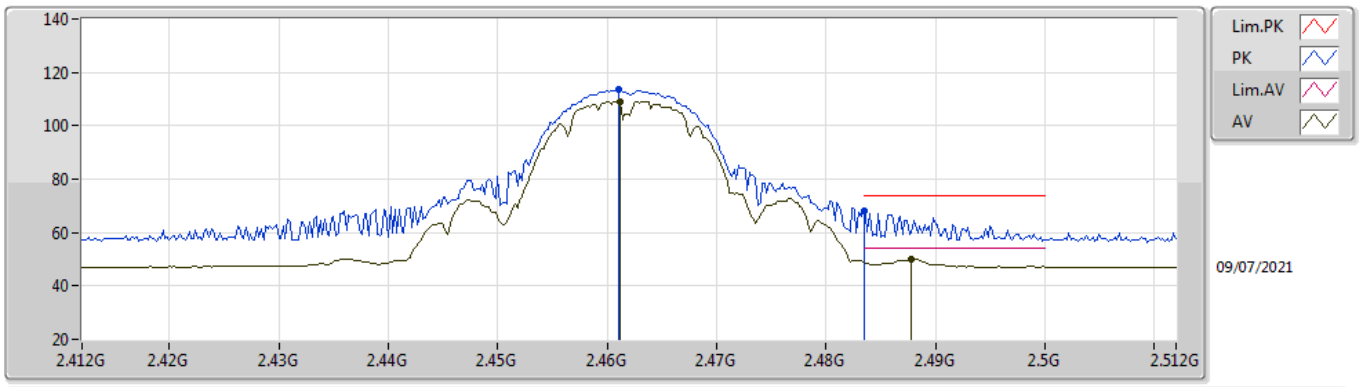

Type	Freq	Level	Limit	Margin	Factor	Dist	Condition	Azimuth	Height	Comment	Raw	AF	CL	PA
	(Hz)	(dBuV/m)	(dBuV/m)	(dB)	(dB)	(m)		(°)	(m)		(dBuV)	(dB)	(dB)	(dB)
AV	2.4612G	109.19	Inf	-Inf	34.71	3	Horizontal	273	2.97	-	74.48	27.40	7.31	-
AV	2.4878G	50.20	54.00	-3.80	34.73	3	Horizontal	273	2.97	-	15.47	27.40	7.33	-
PK	2.461G	113.53	Inf	-Inf	34.71	3	Horizontal	273	2.97	-	78.82	27.40	7.31	-
PK	2.4835G	67.92	74.00	-6.08	34.73	3	Horizontal	273	2.97	-	33.19	27.40	7.33	-

802.11b_Nss1,(1Mbps)_1TX

2462MHz_TX

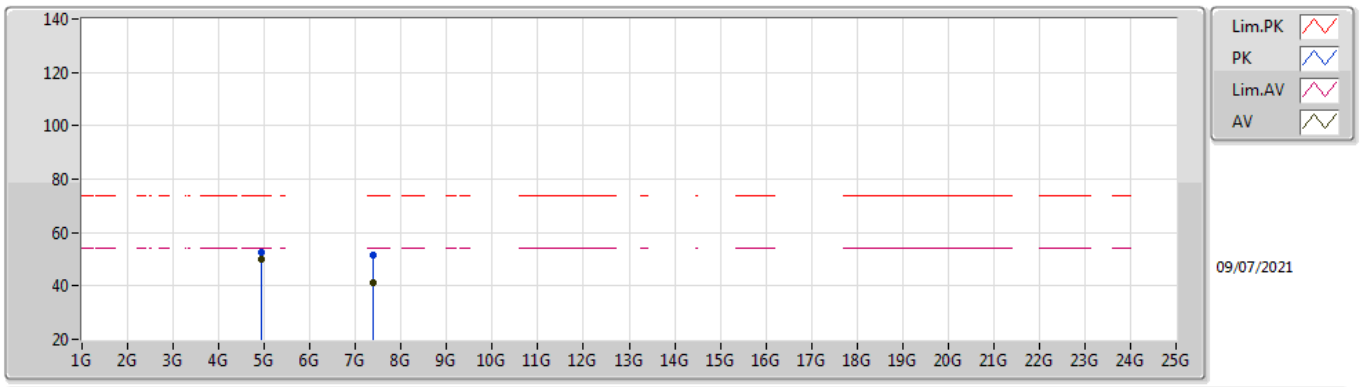

Type	Freq	Level	Limit	Margin	Factor	Dist	Condition	Azimuth	Height	Comment	Raw	AF	CL	PA
	(Hz)	(dBuV/m)	(dBuV/m)	(dB)	(dB)	(m)		(°)	(m)		(dBuV)	(dB)	(dB)	(dB)
AV	4.92398G	50.24	54.00	-3.76	6.04	3	Vertical	222	1.08	-	44.20	31.30	8.99	34.25
AV	7.3854G	41.32	54.00	-12.68	12.35	3	Vertical	13	2.71	-	28.97	36.23	10.70	34.58
PK	4.92399G	52.84	74.00	-21.16	6.04	3	Vertical	222	1.08	-	46.80	31.30	8.99	34.25
PK	7.38524G	51.62	74.00	-22.38	12.35	3	Vertical	13	2.71	-	39.27	36.23	10.70	34.58

802.11b_Nss1,(1Mbps)_1TX

2462MHz_TX

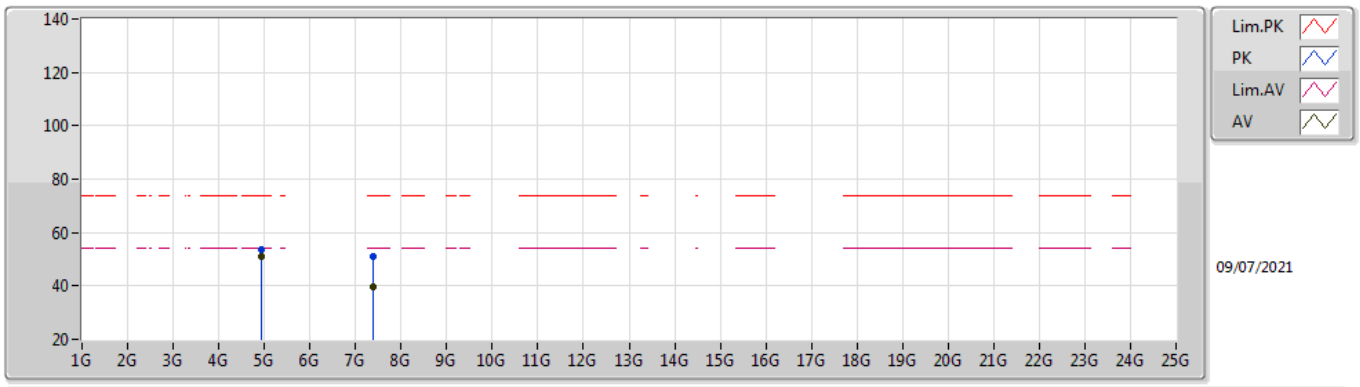

Type	Freq	Level	Limit	Margin	Factor	Dist	Condition	Azimuth	Height	Comment	Raw	AF	CL	PA
	(Hz)	(dBuV/m)	(dBuV/m)	(dB)	(dB)	(m)		(°)	(m)		(dBuV)	(dB)	(dB)	(dB)
AV	4.92396G	51.28	54.00	-2.72	6.04	3	Horizontal	282	1.00	-	45.24	31.30	8.99	34.25
AV	7.38536G	39.85	54.00	-14.15	12.35	3	Horizontal	360	1.03	-	27.50	36.23	10.70	34.58
PK	4.92404G	53.64	74.00	-20.36	6.04	3	Horizontal	282	1.00	-	47.60	31.30	8.99	34.25
PK	7.38712G	50.99	74.00	-23.01	12.35	3	Horizontal	360	1.03	-	38.64	36.23	10.70	34.58

802.11g_Nss1,(6Mbps)_1TX

2412MHz_TX

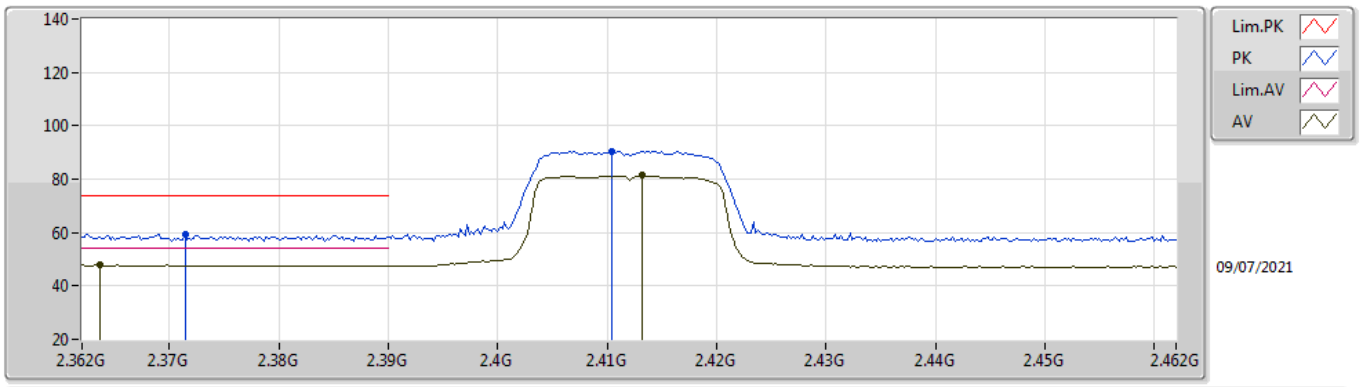

Type	Freq	Level	Limit	Margin	Factor	Dist	Condition	Azimuth	Height	Comment	Raw	AF	CL	PA
	(Hz)	(dBuV/m)	(dBuV/m)	(dB)	(dB)	(m)		(°)	(m)		(dBuV)	(dB)	(dB)	(dB)
AV	2.3636G	47.79	54.00	-6.21	35.01	3	Vertical	170	1.50	-	12.78	27.77	7.24	-
AV	2.4132G	81.40	Inf	-Inf	34.89	3	Vertical	170	1.50	-	46.51	27.62	7.27	-
PK	2.3714G	59.47	74.00	-14.53	35.01	3	Vertical	170	1.50	-	24.46	27.76	7.25	-
PK	2.4104G	90.48	Inf	-Inf	34.91	3	Vertical	170	1.50	-	55.57	27.64	7.27	-

802.11g_Nss1,(6Mbps)_1TX

2412MHz_TX

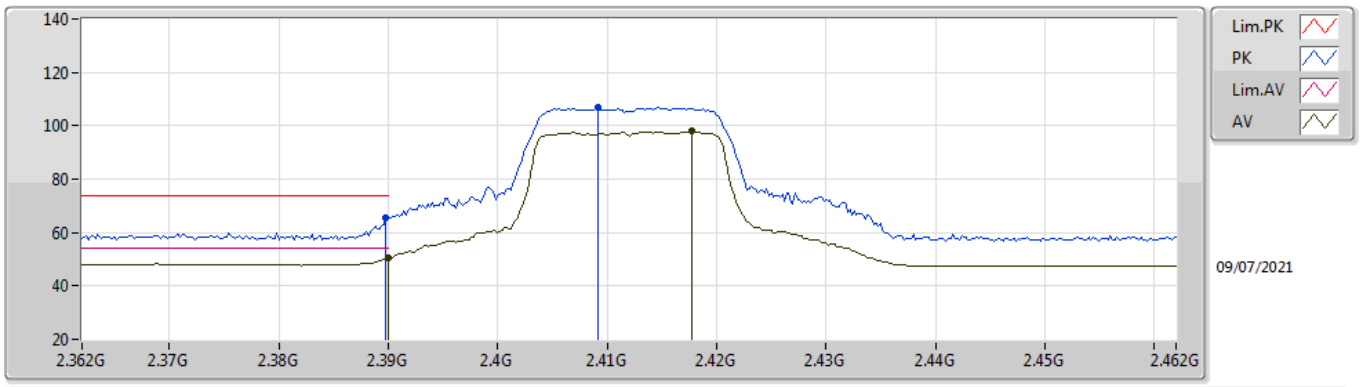

Type	Freq	Level	Limit	Margin	Factor	Dist	Condition	Azimuth	Height	Comment	Raw	AF	CL	PA
	(Hz)	(dBuV/m)	(dBuV/m)	(dB)	(dB)	(m)		(°)	(m)		(dBuV)	(dB)	(dB)	(dB)
AV	2.39G	50.43	54.00	-3.57	34.98	3	Horizontal	168	1.39	-	15.45	27.72	7.26	-
AV	2.4178G	97.93	Inf	-Inf	34.86	3	Horizontal	168	1.39	-	63.07	27.59	7.27	-
PK	2.3898G	65.52	74.00	-8.48	34.98	3	Horizontal	168	1.39	-	30.54	27.72	7.26	-
PK	2.4092G	106.80	Inf	-Inf	34.91	3	Horizontal	168	1.39	-	71.89	27.64	7.27	-

802.11g_Nss1,(6Mbps)_1TX

2412MHz_TX

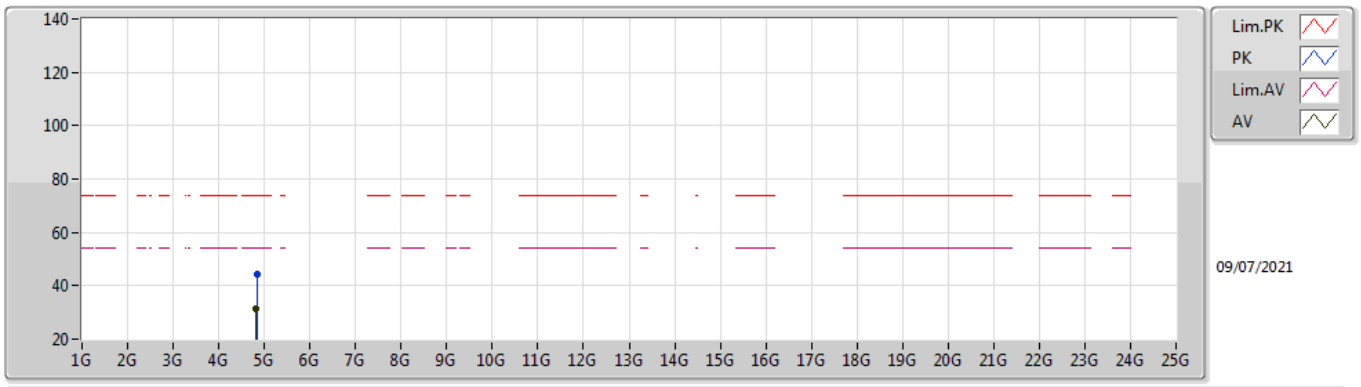

Type	Freq	Level	Limit	Margin	Factor	Dist	Condition	Azimuth	Height	Comment	Raw	AF	CL	PA
	(Hz)	(dBuV/m)	(dBuV/m)	(dB)	(dB)	(m)		(°)	(m)		(dBuV)	(dB)	(dB)	(dB)
AV	4.824G	31.36	54.00	-22.64	5.79	3	Vertical	43.9	1.67	-	25.57	31.15	8.92	34.28
PK	4.82924G	44.30	74.00	-29.70	5.80	3	Vertical	96.6	1.67	-	38.50	31.16	8.92	34.28

802.11g_Nss1,(6Mbps)_1TX

2412MHz_TX

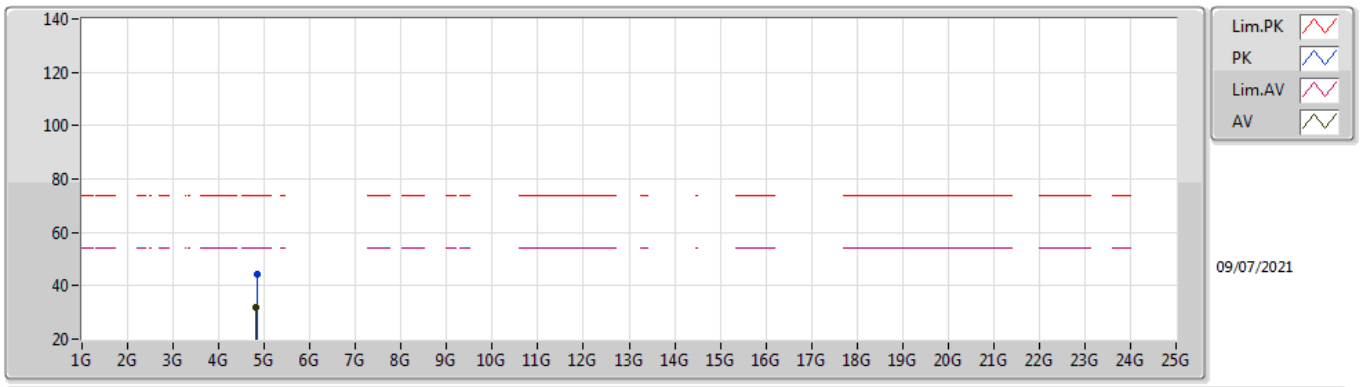

Type	Freq	Level	Limit	Margin	Factor	Dist	Condition	Azimuth	Height	Comment	Raw	AF	CL	PA
	(Hz)	(dBuV/m)	(dBuV/m)	(dB)	(dB)	(m)		(°)	(m)		(dBuV)	(dB)	(dB)	(dB)
AV	4.82408G	31.96	54.00	-22.04	5.79	3	Horizontal	177	1.44	-	26.17	31.15	8.92	34.28
PK	4.82888G	44.51	74.00	-29.49	5.80	3	Horizontal	177	1.44	-	38.71	31.16	8.92	34.28

802.11g_Nss1,(6Mbps)_1TX

2417MHz_TX

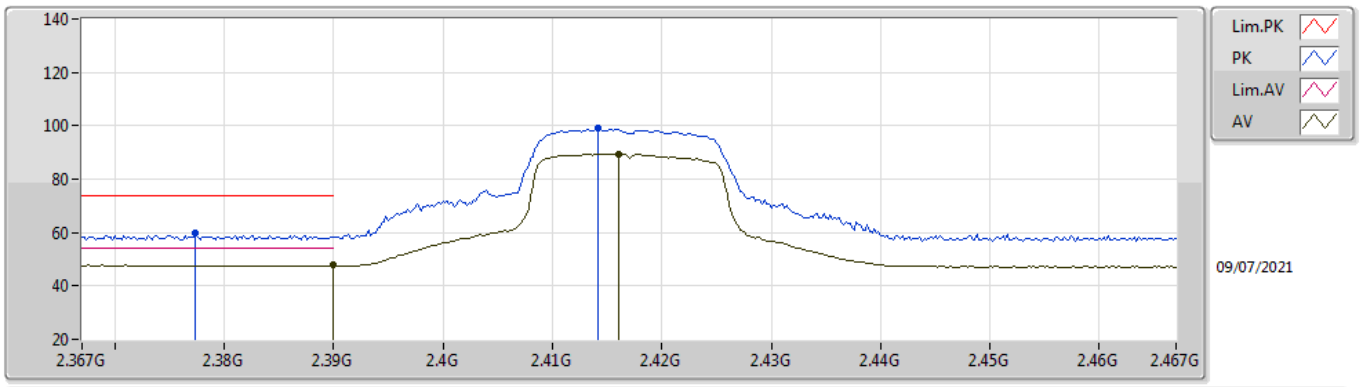

Type	Freq	Level	Limit	Margin	Factor	Dist	Condition	Azimuth	Height	Comment	Raw	AF	CL	PA
	(Hz)	(dBuV/m)	(dBuV/m)	(dB)	(dB)	(m)		(°)	(m)		(dBuV)	(dB)	(dB)	(dB)
AV	2.39G	47.76	54.00	-6.24	34.98	3	Vertical	168	1.52	-	12.78	27.72	7.26	-
AV	2.416G	89.52	Inf	-Inf	34.87	3	Vertical	168	1.52	-	54.65	27.60	7.27	-
PK	2.3774G	59.64	74.00	-14.36	35.00	3	Vertical	168	1.52	-	24.64	27.75	7.25	-
PK	2.4142G	99.11	Inf	-Inf	34.88	3	Vertical	168	1.52	-	64.23	27.61	7.27	-

802.11g_Nss1,(6Mbps)_1TX

2417MHz_TX

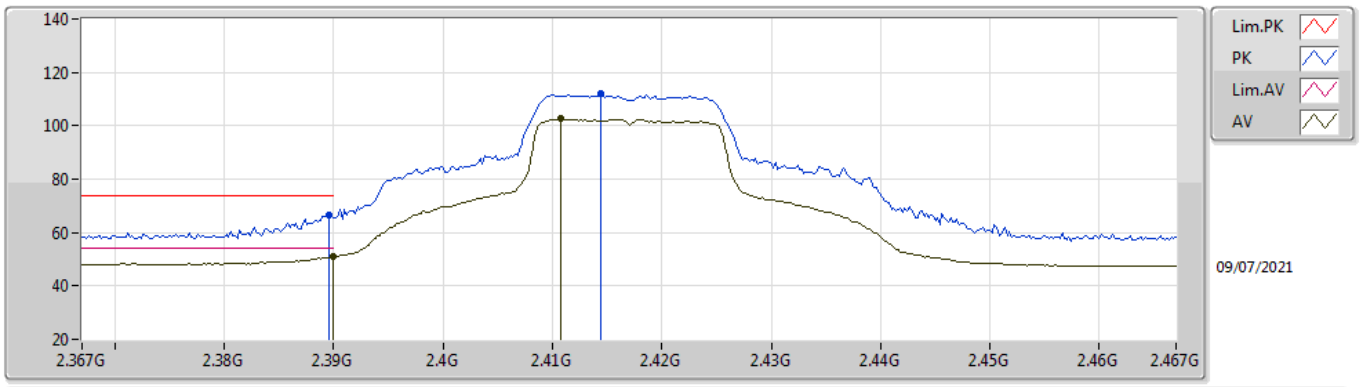

Type	Freq	Level	Limit	Margin	Factor	Dist	Condition	Azimuth	Height	Comment	Raw	AF	CL	PA
	(Hz)	(dBuV/m)	(dBuV/m)	(dB)	(dB)	(m)		(°)	(m)		(dBuV)	(dB)	(dB)	(dB)
AV	2.39G	51.22	54.00	-2.78	34.98	3	Horizontal	168	1.18	-	16.24	27.72	7.26	-
AV	2.4108G	102.59	Inf	-Inf	34.91	3	Horizontal	168	1.18	-	67.68	27.64	7.27	-
PK	2.3896G	66.30	74.00	-7.70	34.98	3	Horizontal	168	1.18	-	31.32	27.72	7.26	-
PK	2.4144G	111.83	Inf	-Inf	34.88	3	Horizontal	168	1.18	-	76.95	27.61	7.27	-

802.11g_Nss1,(6Mbps)_1TX

2422MHz_TX

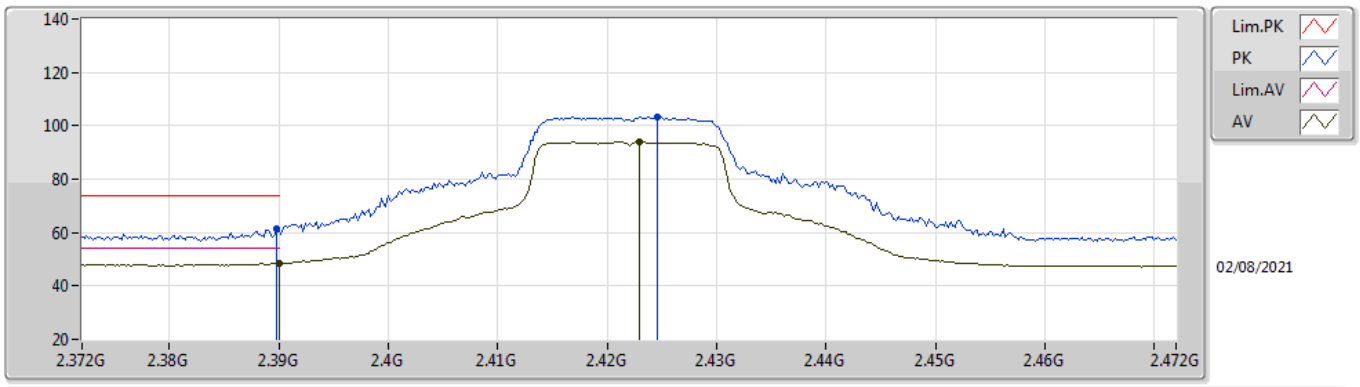

Type	Freq	Level	Limit	Margin	Factor	Dist	Condition	Azimuth	Height	Comment	Raw	AF	CL	PA
	(Hz)	(dBuV/m)	(dBuV/m)	(dB)	(dB)	(m)		(°)	(m)		(dBuV)	(dB)	(dB)	(dB)
AV	2.39G	48.46	54.00	-5.54	34.98	3	Vertical	139	1.26	-	13.48	27.72	7.26	-
AV	2.423G	94.12	Inf	-Inf	34.84	3	Vertical	139	1.26	-	59.28	27.56	7.28	-
PK	2.3898G	61.51	74.00	-12.49	34.98	3	Vertical	139	1.26	-	26.53	27.72	7.26	-
PK	2.4246G	103.48	Inf	-Inf	34.83	3	Vertical	139	1.26	-	68.65	27.55	7.28	-

802.11g_Nss1,(6Mbps)_1TX

2422MHz_TX

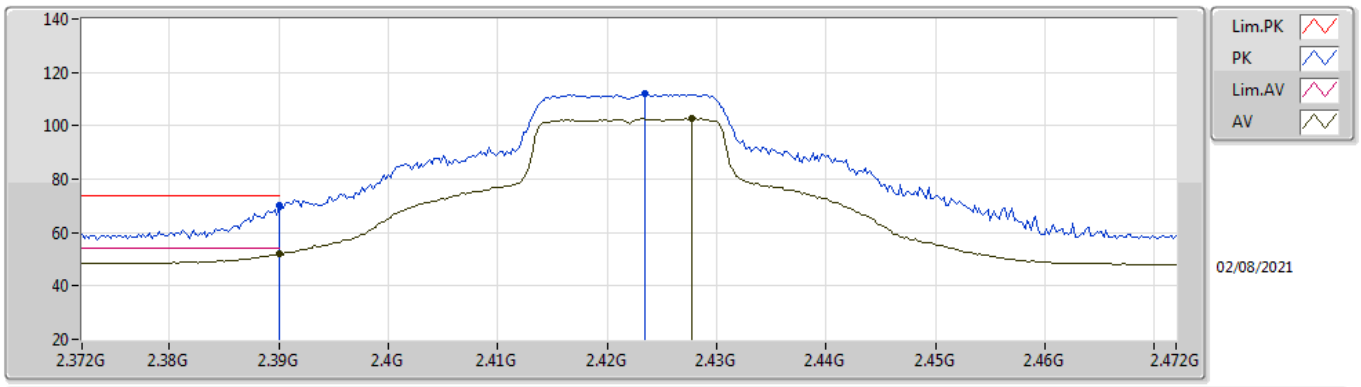

Type	Freq	Level	Limit	Margin	Factor	Dist	Condition	Azimuth	Height	Comment	Raw	AF	CL	PA
	(Hz)	(dBuV/m)	(dBuV/m)	(dB)	(dB)	(m)		(°)	(m)		(dBuV)	(dB)	(dB)	(dB)
AV	2.39G	51.92	54.00	-2.08	34.98	3	Horizontal	162	1.34	-	16.94	27.72	7.26	-
AV	2.4278G	102.89	Inf	-Inf	34.81	3	Horizontal	162	1.34	-	68.08	27.53	7.28	-
PK	2.39G	70.41	74.00	-3.59	34.98	3	Horizontal	162	1.34	-	35.43	27.72	7.26	-
PK	2.4234G	112.03	Inf	-Inf	34.84	3	Horizontal	162	1.34	-	77.19	27.56	7.28	-

802.11g_Nss1,(6Mbps)_1TX

2437MHz_TX

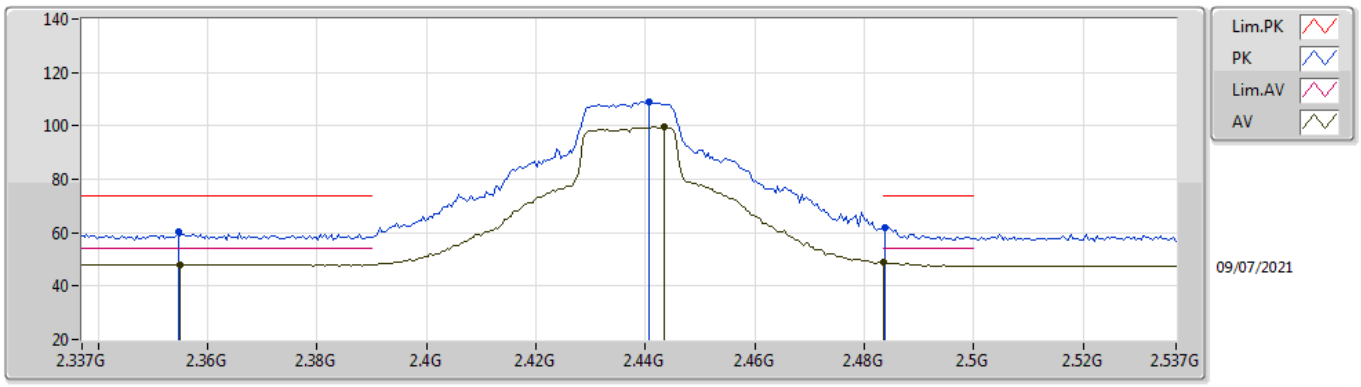

Type	Freq	Level	Limit	Margin	Factor	Dist	Condition	Azimuth	Height	Comment	Raw	AF	CL	PA
	(Hz)	(dBuV/m)	(dBuV/m)	(dB)	(dB)	(m)		(°)	(m)		(dBuV)	(dB)	(dB)	(dB)
AV	2.355G	48.08	54.00	-5.92	35.03	3	Vertical	284	3.00	-	13.05	27.79	7.24	-
AV	2.4434G	99.57	Inf	-Inf	34.73	3	Vertical	284	3.00	-	64.84	27.44	7.29	-
AV	2.4835G	48.82	54.00	-5.18	34.73	3	Vertical	284	3.00	-	14.09	27.40	7.33	-
PK	2.3546G	60.22	74.00	-13.78	35.03	3	Vertical	284	3.00	-	25.19	27.79	7.24	-
PK	2.4406G	109.18	Inf	-Inf	34.75	3	Vertical	284	3.00	-	74.43	27.46	7.29	-
PK	2.4838G	62.06	74.00	-11.94	34.73	3	Vertical	284	3.00	-	27.33	27.40	7.33	-

802.11g_Nss1,(6Mbps)_1TX

2437MHz_TX

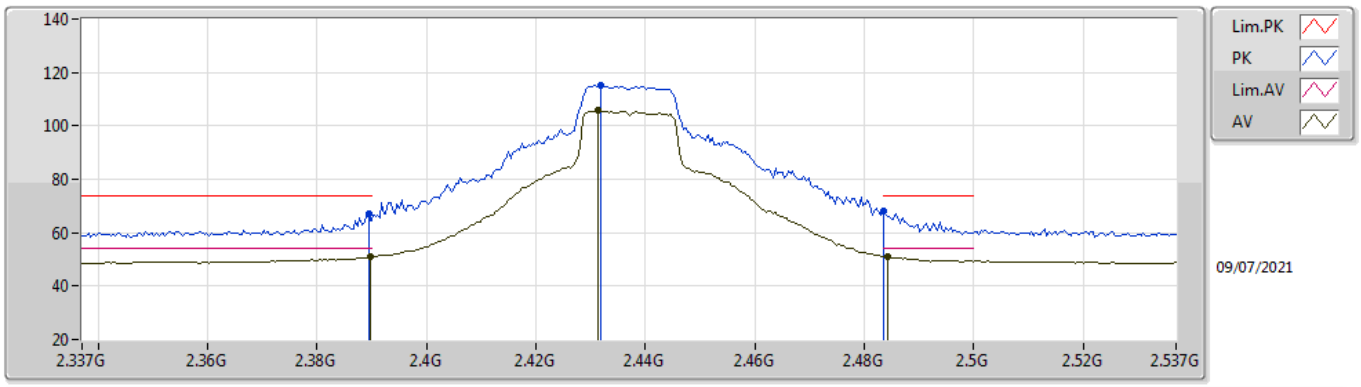

Type	Freq	Level	Limit	Margin	Factor	Dist	Condition	Azimuth	Height	Comment	Raw	AF	CL	PA
	(Hz)	(dBuV/m)	(dBuV/m)	(dB)	(dB)	(m)		(°)	(m)		(dBuV)	(dB)	(dB)	(dB)
AV	2.3898G	50.92	54.00	-3.08	34.98	3	Horizontal	168	2.21	-	15.94	27.72	7.26	-
AV	2.4314G	105.70	Inf	-Inf	34.80	3	Horizontal	168	2.21	-	70.90	27.51	7.29	-
AV	2.4842G	50.95	54.00	-3.05	34.73	3	Horizontal	168	2.21	-	16.22	27.40	7.33	-
PK	2.3894G	66.95	74.00	-7.05	34.98	3	Horizontal	168	2.21	-	31.97	27.72	7.26	-
PK	2.4318G	115.13	Inf	-Inf	34.80	3	Horizontal	168	2.21	-	80.33	27.51	7.29	-
PK	2.4835G	68.33	74.00	-5.67	34.73	3	Horizontal	168	2.21	-	33.60	27.40	7.33	-

802.11g_Nss1,(6Mbps)_1TX

2437MHz_TX

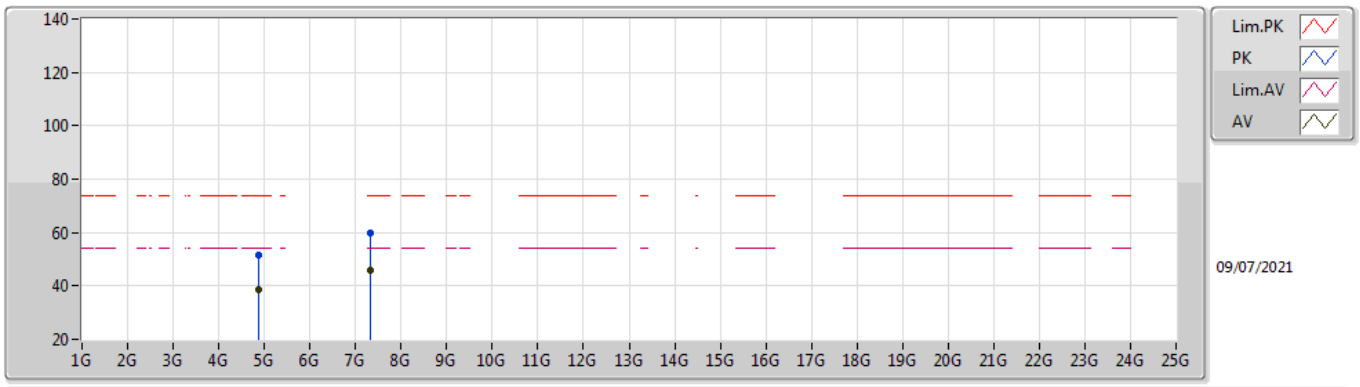

Type	Freq	Level	Limit	Margin	Factor	Dist	Condition	Azimuth	Height	Comment	Raw	AF	CL	PA
	(Hz)	(dBuV/m)	(dBuV/m)	(dB)	(dB)	(m)		(°)	(m)		(dBuV)	(dB)	(dB)	(dB)
AV	4.87436G	38.60	54.00	-15.40	5.90	3	Vertical	14	1.80	-	32.70	31.20	8.96	34.26
AV	7.31052G	46.12	54.00	-7.88	12.43	3	Vertical	287	2.81	-	33.69	36.38	10.62	34.57
PK	4.8743G	51.60	74.00	-22.40	5.90	3	Vertical	14	1.80	-	45.70	31.20	8.96	34.26
PK	7.31226G	59.73	74.00	-14.27	12.43	3	Vertical	287	2.81	-	47.30	36.38	10.62	34.57

802.11g_Nss1,(6Mbps)_1TX

2437MHz_TX

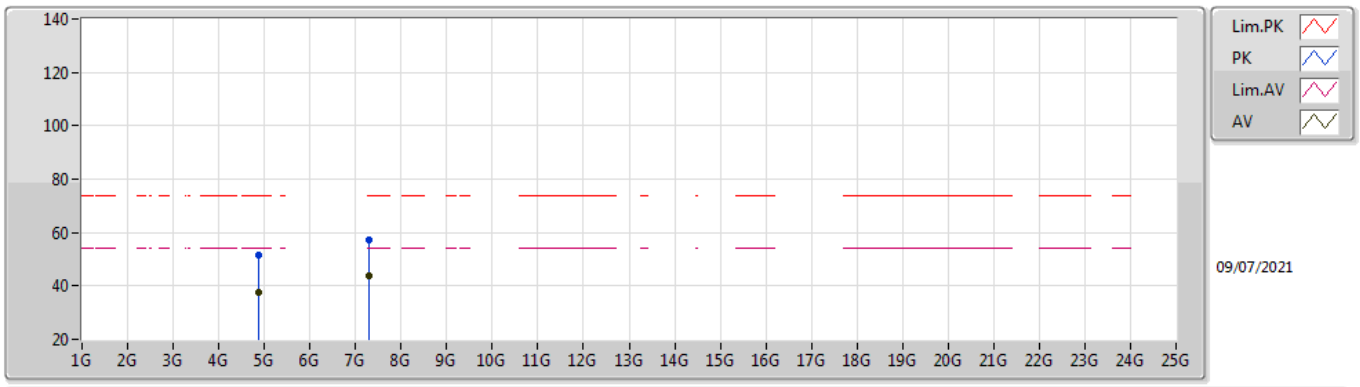

Type	Freq	Level	Limit	Margin	Factor	Dist	Condition	Azimuth	Height	Comment	Raw	AF	CL	PA
	(Hz)	(dBuV/m)	(dBuV/m)	(dB)	(dB)	(m)		(°)	(m)		(dBuV)	(dB)	(dB)	(dB)
AV	4.87436G	37.82	54.00	-16.18	5.90	3	Horizontal	175	1.00	-	31.92	31.20	8.96	34.26
AV	7.3101G	43.65	54.00	-10.35	12.43	3	Horizontal	190	1.00	-	31.22	36.38	10.62	34.57
PK	4.87442G	51.76	74.00	-22.24	5.90	3	Horizontal	175	1.00	-	45.86	31.20	8.96	34.26
PK	7.30722G	57.09	74.00	-16.91	12.44	3	Horizontal	190	1.00	-	44.65	36.39	10.62	34.57

802.11g_Nss1,(6Mbps)_1TX

2452MHz_TX

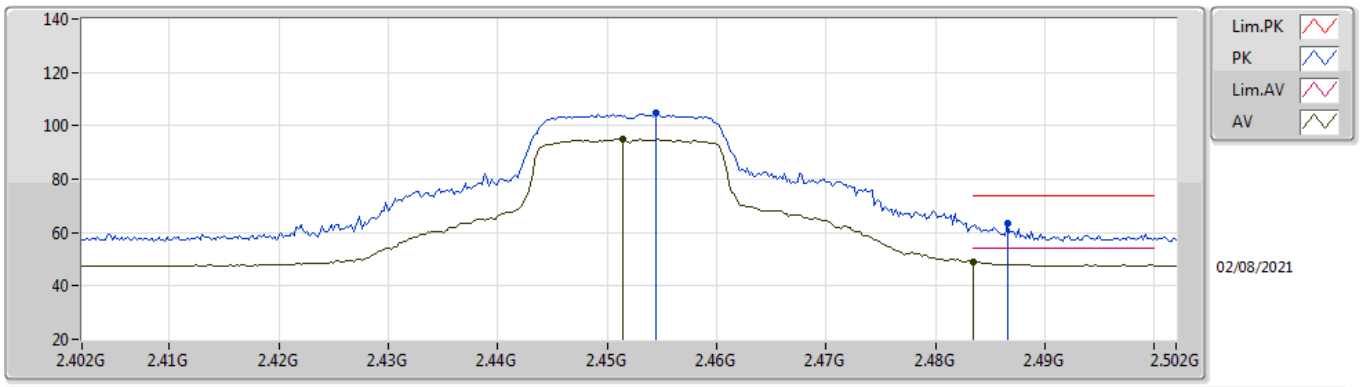

Type	Freq	Level	Limit	Margin	Factor	Dist	Condition	Azimuth	Height	Comment	Raw	AF	CL	PA
	(Hz)	(dBuV/m)	(dBuV/m)	(dB)	(dB)	(m)		(°)	(m)		(dBuV)	(dB)	(dB)	(dB)
AV	2.4514G	95.16	Inf	-Inf	34.70	3	Vertical	124	1.04	-	60.46	27.40	7.30	-
AV	2.4835G	49.21	54.00	-4.79	34.73	3	Vertical	124	1.04	-	14.48	27.40	7.33	-
PK	2.4544G	104.58	Inf	-Inf	34.70	3	Vertical	124	1.04	-	69.88	27.40	7.30	-
PK	2.4866G	63.36	74.00	-10.64	34.73	3	Vertical	124	1.04	-	28.63	27.40	7.33	-

802.11g_Nss1,(6Mbps)_1TX

2452MHz_TX

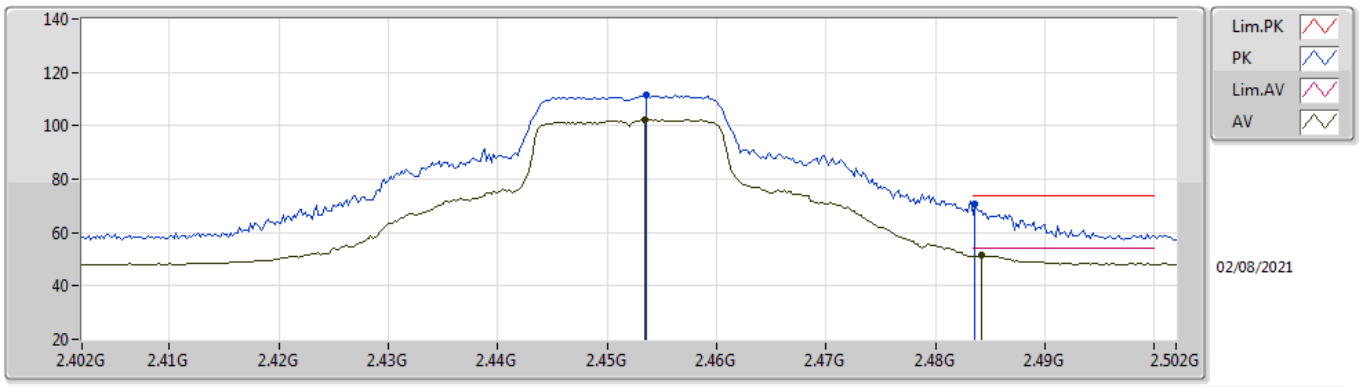

Type	Freq	Level	Limit	Margin	Factor	Dist	Condition	Azimuth	Height	Comment	Raw	AF	CL	PA
	(Hz)	(dBuV/m)	(dBuV/m)	(dB)	(dB)	(m)		(°)	(m)		(dBuV)	(dB)	(dB)	(dB)
AV	2.4534G	102.19	Inf	-Inf	34.70	3	Horizontal	164	1.93	-	67.49	27.40	7.30	-
AV	2.4842G	51.47	54.00	-2.53	34.73	3	Horizontal	164	1.93	-	16.74	27.40	7.33	-
PK	2.4536G	111.75	Inf	-Inf	34.70	3	Horizontal	164	1.93	-	77.05	27.40	7.30	-
PK	2.4836G	70.52	74.00	-3.48	34.73	3	Horizontal	164	1.93	-	35.79	27.40	7.33	-

802.11g_Nss1,(6Mbps)_1TX

2457MHz_TX

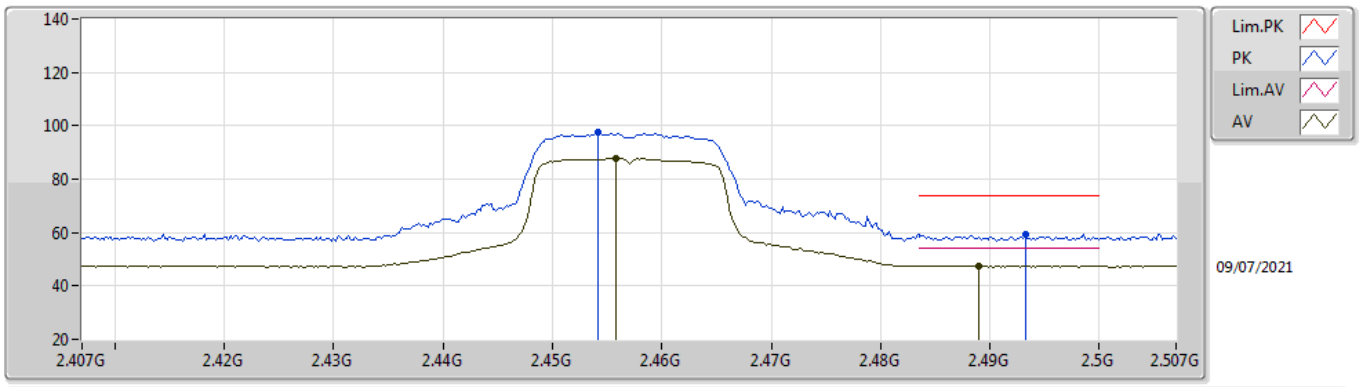

Type	Freq	Level	Limit	Margin	Factor	Dist	Condition	Azimuth	Height	Comment	Raw	AF	CL	PA
	(Hz)	(dBuV/m)	(dBuV/m)	(dB)	(dB)	(m)		(°)	(m)		(dBuV)	(dB)	(dB)	(dB)
AV	2.4558G	87.82	Inf	-Inf	34.70	3	Vertical	172	1.56	-	53.12	27.40	7.30	-
AV	2.489G	47.41	54.00	-6.59	34.73	3	Vertical	172	1.56	-	12.68	27.40	7.33	-
PK	2.4542G	97.39	Inf	-Inf	34.70	3	Vertical	172	1.56	-	62.69	27.40	7.30	-
PK	2.4932G	59.41	74.00	-14.59	34.73	3	Vertical	172	1.56	-	24.68	27.40	7.33	-

802.11g_Nss1,(6Mbps)_1TX

2457MHz_TX

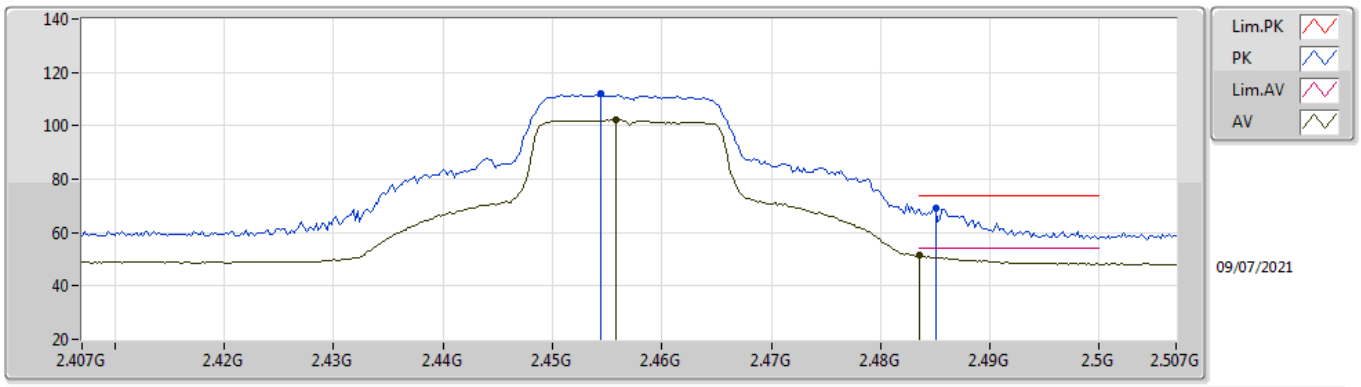

Type	Freq	Level	Limit	Margin	Factor	Dist	Condition	Azimuth	Height	Comment	Raw	AF	CL	PA
	(Hz)	(dBuV/m)	(dBuV/m)	(dB)	(dB)	(m)		(°)	(m)		(dBuV)	(dB)	(dB)	(dB)
AV	2.4558G	102.17	Inf	-Inf	34.70	3	Horizontal	168	1.18	-	67.47	27.40	7.30	-
AV	2.4836G	51.35	54.00	-2.65	34.73	3	Horizontal	168	1.18	-	16.62	27.40	7.33	-
PK	2.4544G	112.20	Inf	-Inf	34.70	3	Horizontal	168	1.18	-	77.50	27.40	7.30	-
PK	2.485G	68.95	74.00	-5.05	34.73	3	Horizontal	168	1.18	-	34.22	27.40	7.33	-

802.11g_Nss1,(6Mbps)_1TX

2462MHz_TX

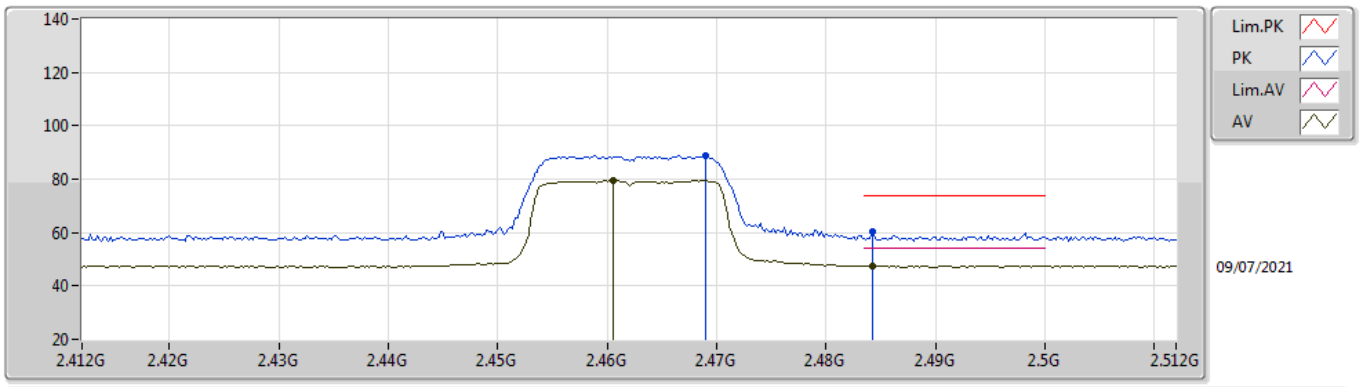

Type	Freq	Level	Limit	Margin	Factor	Dist	Condition	Azimuth	Height	Comment	Raw	AF	CL	PA
	(Hz)	(dBuV/m)	(dBuV/m)	(dB)	(dB)	(m)		(°)	(m)		(dBuV)	(dB)	(dB)	(dB)
AV	2.4606G	79.47	Inf	-Inf	34.71	3	Vertical	189	1.50	-	44.76	27.40	7.31	-
AV	2.4842G	47.37	54.00	-6.63	34.73	3	Vertical	189	1.50	-	12.64	27.40	7.33	-
PK	2.469G	88.74	Inf	-Inf	34.72	3	Vertical	189	1.50	-	54.02	27.40	7.32	-
PK	2.4842G	60.49	74.00	-13.51	34.73	3	Vertical	189	1.50	-	25.76	27.40	7.33	-

802.11g_Nss1,(6Mbps)_1TX

2462MHz_TX

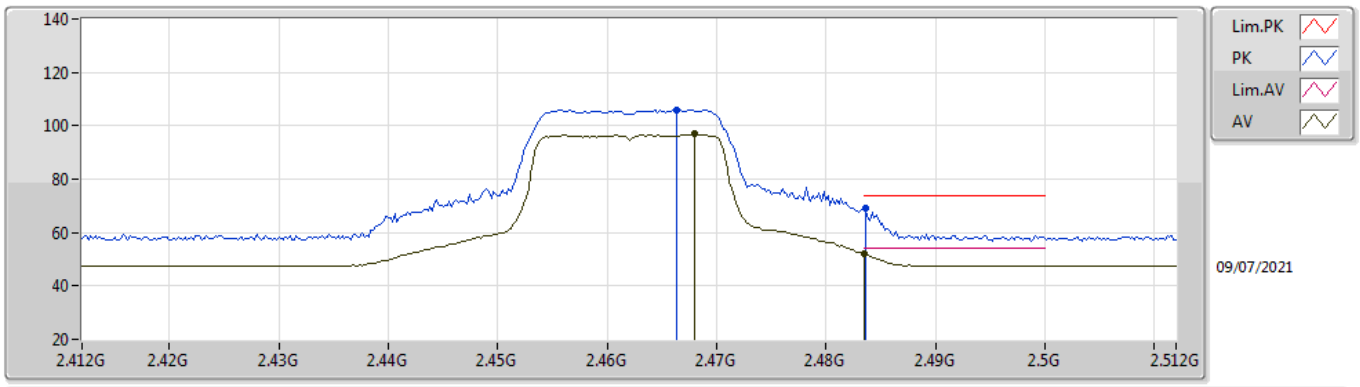

Type	Freq	Level	Limit	Margin	Factor	Dist	Condition	Azimuth	Height	Comment	Raw	AF	CL	PA
	(Hz)	(dBuV/m)	(dBuV/m)	(dB)	(dB)	(m)		(°)	(m)		(dBuV)	(dB)	(dB)	(dB)
AV	2.468G	96.84	Inf	-Inf	34.71	3	Horizontal	168	2.18	-	62.13	27.40	7.31	-
AV	2.4835G	51.95	54.00	-2.05	34.73	3	Horizontal	168	2.18	-	17.22	27.40	7.33	-
PK	2.4664G	106.12	Inf	-Inf	34.71	3	Horizontal	168	2.18	-	71.41	27.40	7.31	-
PK	2.4836G	69.22	74.00	-4.78	34.73	3	Horizontal	168	2.18	-	34.49	27.40	7.33	-

802.11g_Nss1,(6Mbps)_1TX

2462MHz_TX

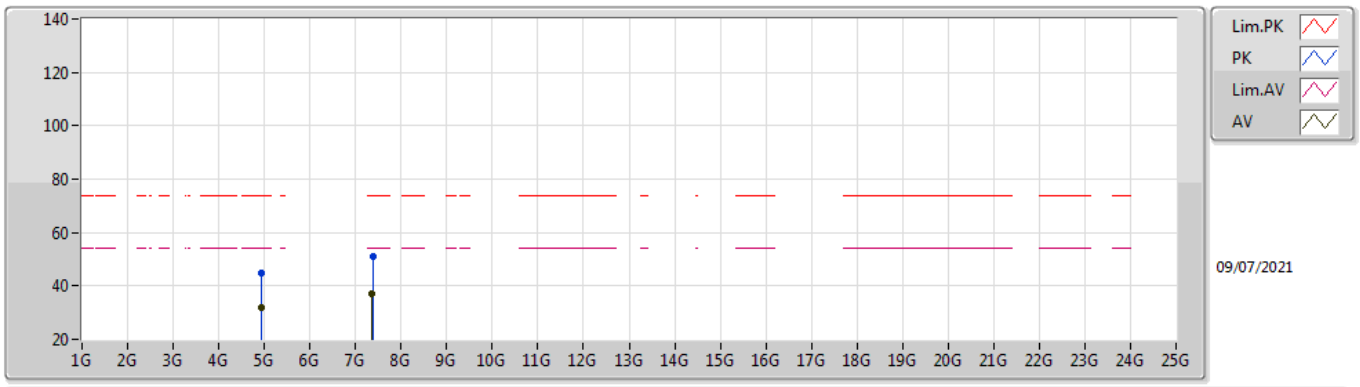

Type	Freq	Level	Limit	Margin	Factor	Dist	Condition	Azimuth	Height	Comment	Raw	AF	CL	PA
	(Hz)	(dBuV/m)	(dBuV/m)	(dB)	(dB)	(m)		(°)	(m)		(dBuV)	(dB)	(dB)	(dB)
AV	4.924G	31.93	54.00	-22.07	6.04	3	Vertical	360	1.50	-	25.89	31.30	8.99	34.25
AV	7.3564G	37.28	54.00	-16.72	12.38	3	Vertical	318	1.50	-	24.90	36.29	10.67	34.58
PK	4.9342G	44.61	74.00	-29.39	6.10	3	Vertical	360	1.50	-	38.51	31.34	9.00	34.24
PK	7.3898G	50.99	74.00	-23.01	12.34	3	Vertical	318	1.50	-	38.65	36.22	10.70	34.58

802.11g_Nss1,(6Mbps)_1TX

2462MHz_TX

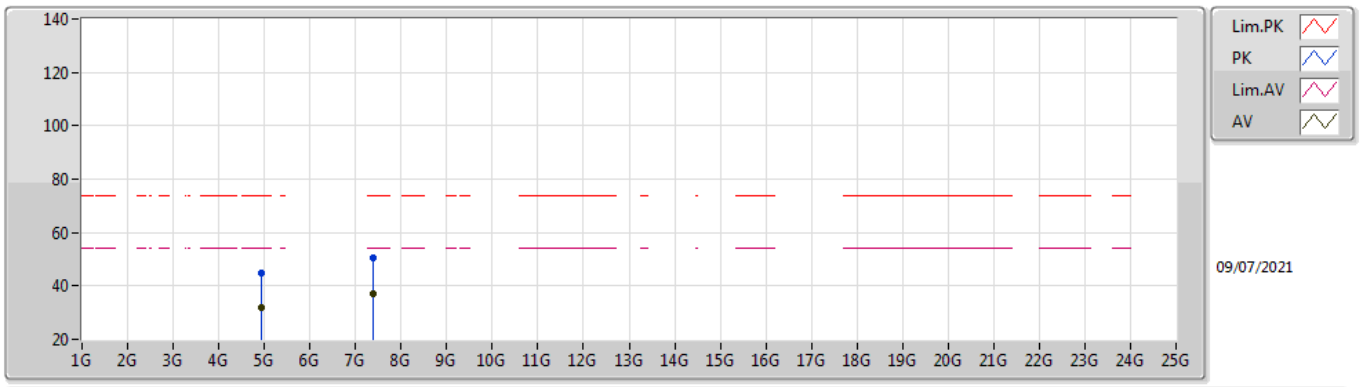

Type	Freq	Level	Limit	Margin	Factor	Dist	Condition	Azimuth	Height	Comment	Raw	AF	CL	PA
	(Hz)	(dBuV/m)	(dBuV/m)	(dB)	(dB)	(m)		(°)	(m)		(dBuV)	(dB)	(dB)	(dB)
AV	4.92388G	32.13	54.00	-21.87	6.04	3	Horizontal	176	2.57	-	26.09	31.30	8.99	34.25
AV	7.40028G	37.24	54.00	-16.76	12.32	3	Horizontal	317	1.02	-	24.92	36.20	10.71	34.59
PK	4.93108G	44.85	74.00	-29.15	6.08	3	Horizontal	176	2.57	-	38.77	31.32	9.00	34.24
PK	7.38198G	50.35	74.00	-23.65	12.35	3	Horizontal	317	1.02	-	38.00	36.24	10.69	34.58

802.11n HT20_Nss1,(MCS0)_1TX

2412MHz_TX

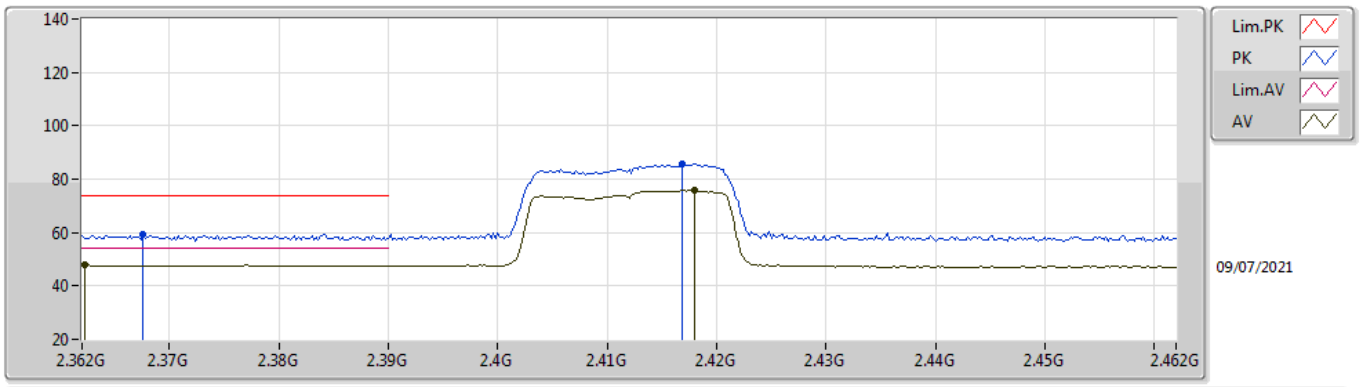

Type	Freq	Level	Limit	Margin	Factor	Dist	Condition	Azimuth	Height	Comment	Raw	AF	CL	PA
	(Hz)	(dBuV/m)	(dBuV/m)	(dB)	(dB)	(m)		(°)	(m)		(dBuV)	(dB)	(dB)	(dB)
AV	2.3622G	47.68	54.00	-6.32	35.02	3	Vertical	153	1.50	-	12.66	27.78	7.24	-
AV	2.418G	75.82	Inf	-Inf	34.86	3	Vertical	153	1.50	-	40.96	27.59	7.27	-
PK	2.3676G	59.29	74.00	-14.71	35.01	3	Vertical	153	1.50	-	24.28	27.76	7.25	-
PK	2.4168G	85.92	Inf	-Inf	34.87	3	Vertical	153	1.50	-	51.05	27.60	7.27	-

802.11n HT20_Nss1,(MCS0)_1TX

2412MHz_TX

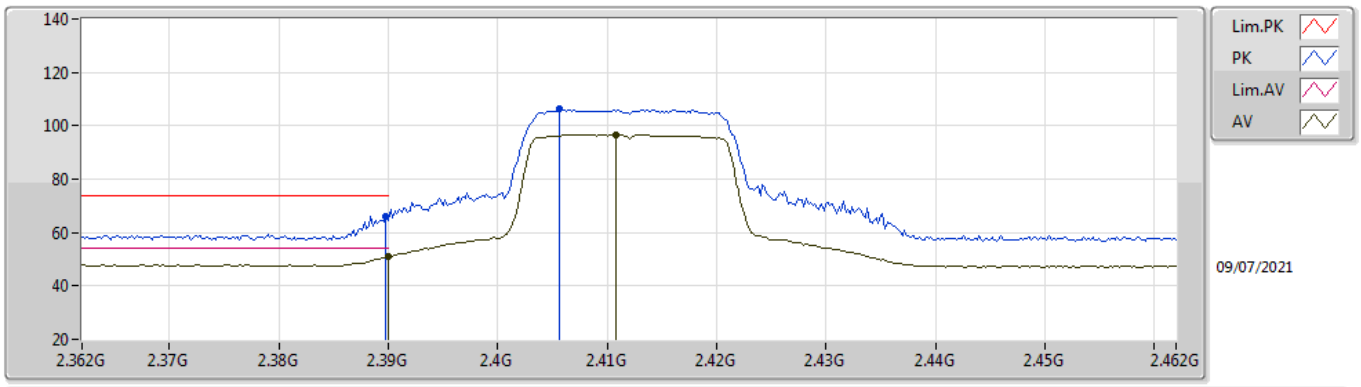

Type	Freq	Level	Limit	Margin	Factor	Dist	Condition	Azimuth	Height	Comment	Raw	AF	CL	PA
	(Hz)	(dBuV/m)	(dBuV/m)	(dB)	(dB)	(m)		(°)	(m)		(dBuV)	(dB)	(dB)	(dB)
AV	2.39G	51.16	54.00	-2.84	34.98	3	Horizontal	170	1.18	-	16.18	27.72	7.26	-
AV	2.4108G	96.66	Inf	-Inf	34.91	3	Horizontal	170	1.18	-	61.75	27.64	7.27	-
PK	2.3898G	66.12	74.00	-7.88	34.98	3	Horizontal	170	1.18	-	31.14	27.72	7.26	-
PK	2.4056G	106.15	Inf	-Inf	34.93	3	Horizontal	170	1.18	-	71.22	27.67	7.26	-

802.11n HT20_Nss1,(MCS0)_1TX

2412MHz_TX

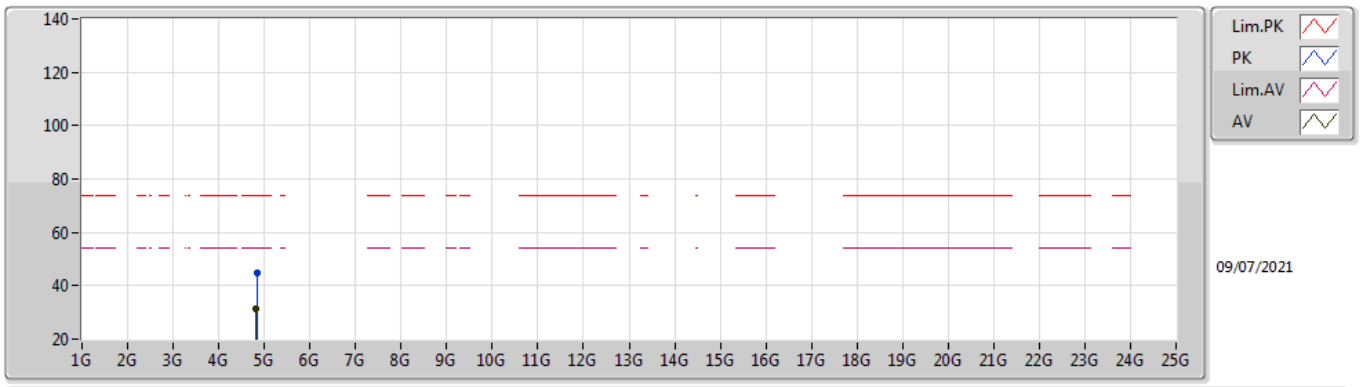

Type	Freq	Level	Limit	Margin	Factor	Dist	Condition	Azimuth	Height	Comment	Raw	AF	CL	PA
	(Hz)	(dBuV/m)	(dBuV/m)	(dB)	(dB)	(m)		(°)	(m)		(dBuV)	(dB)	(dB)	(dB)
AV	4.82412G	31.25	54.00	-22.75	5.79	3	Vertical	15	1.37	-	25.46	31.15	8.92	34.28
PK	4.83888G	44.79	74.00	-29.21	5.84	3	Vertical	15	1.37	-	38.95	31.18	8.93	34.27

802.11n HT20_Nss1,(MCS0)_1TX

2412MHz_TX

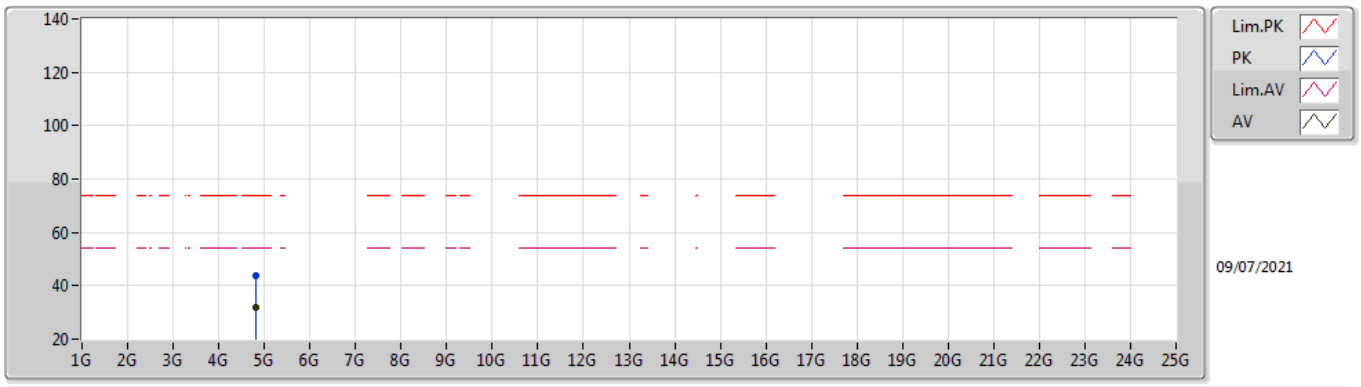

Type	Freq	Level	Limit	Margin	Factor	Dist	Condition	Azimuth	Height	Comment	Raw	AF	CL	PA
	(Hz)	(dBuV/m)	(dBuV/m)	(dB)	(dB)	(m)		(°)	(m)		(dBuV)	(dB)	(dB)	(dB)
AV	4.824G	31.88	54.00	-22.12	5.79	3	Horizontal	54	1.00	-	26.09	31.15	8.92	34.28
PK	4.824G	43.97	74.00	-30.03	5.79	3	Horizontal	54	1.00	-	38.18	31.15	8.92	34.28

802.11n HT20_Nss1,(MCS0)_1TX

2417MHz_TX

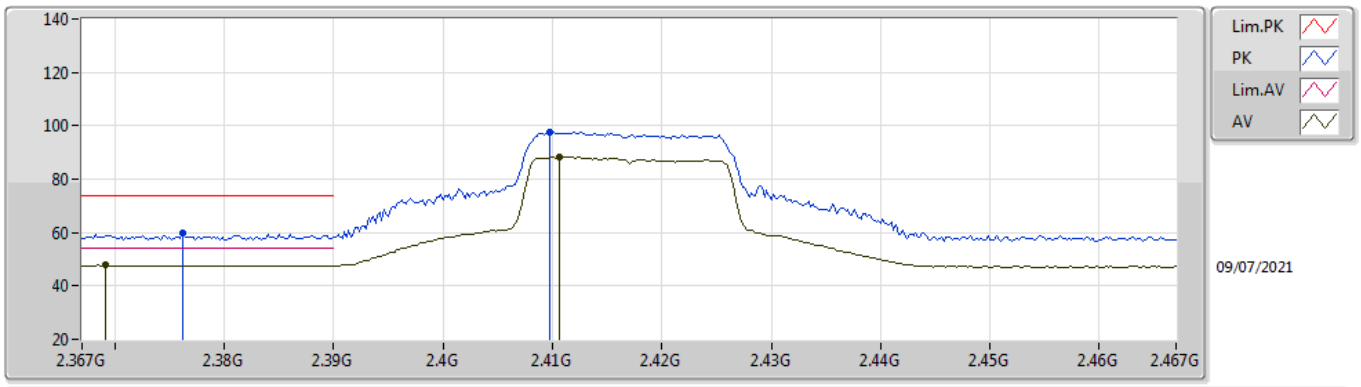

Type	Freq	Level	Limit	Margin	Factor	Dist	Condition	Azimuth	Height	Comment	Raw	AF	CL	PA
	(Hz)	(dBuV/m)	(dBuV/m)	(dB)	(dB)	(m)		(°)	(m)		(dBuV)	(dB)	(dB)	(dB)
AV	2.3692G	47.74	54.00	-6.26	35.01	3	Vertical	169	1.48	-	12.73	27.76	7.25	-
AV	2.4106G	88.26	Inf	-Inf	34.91	3	Vertical	169	1.48	-	53.35	27.64	7.27	-
PK	2.3762G	59.69	74.00	-14.31	35.00	3	Vertical	169	1.48	-	24.69	27.75	7.25	-
PK	2.4098G	97.67	Inf	-Inf	34.91	3	Vertical	169	1.48	-	62.76	27.64	7.27	-

802.11n HT20_Nss1,(MCS0)_1TX

2417MHz_TX

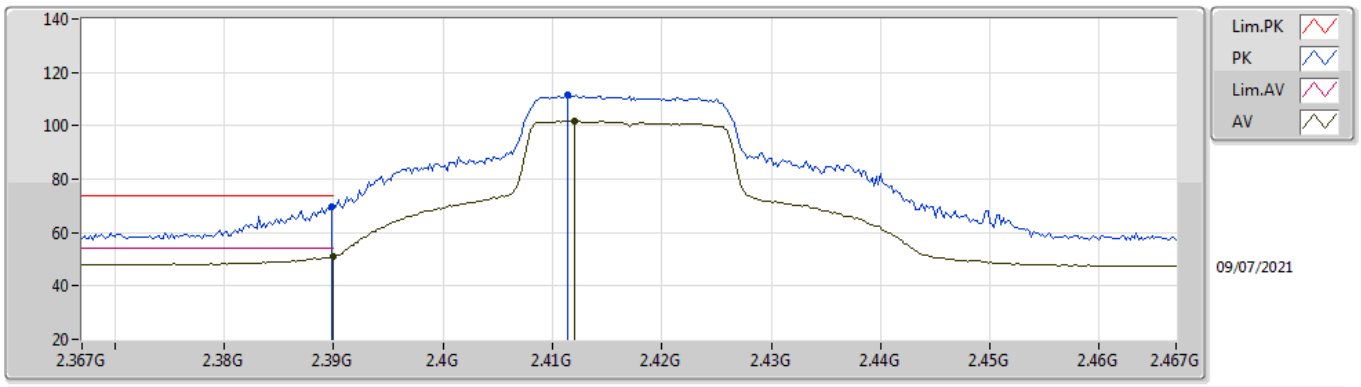

Type	Freq	Level	Limit	Margin	Factor	Dist	Condition	Azimuth	Height	Comment	Raw	AF	CL	PA
	(Hz)	(dBuV/m)	(dBuV/m)	(dB)	(dB)	(m)		(°)	(m)		(dBuV)	(dB)	(dB)	(dB)
AV	2.39G	50.82	54.00	-3.18	34.98	3	Horizontal	170	1.17	-	15.84	27.72	7.26	-
AV	2.412G	101.69	Inf	-Inf	34.90	3	Horizontal	170	1.17	-	66.79	27.63	7.27	-
PK	2.3898G	69.61	74.00	-4.39	34.98	3	Horizontal	170	1.17	-	34.63	27.72	7.26	-
PK	2.4114G	111.70	Inf	-Inf	34.90	3	Horizontal	170	1.17	-	76.80	27.63	7.27	-

802.11n HT20_Nss1,(MCS0)_1TX

2422MHz_TX

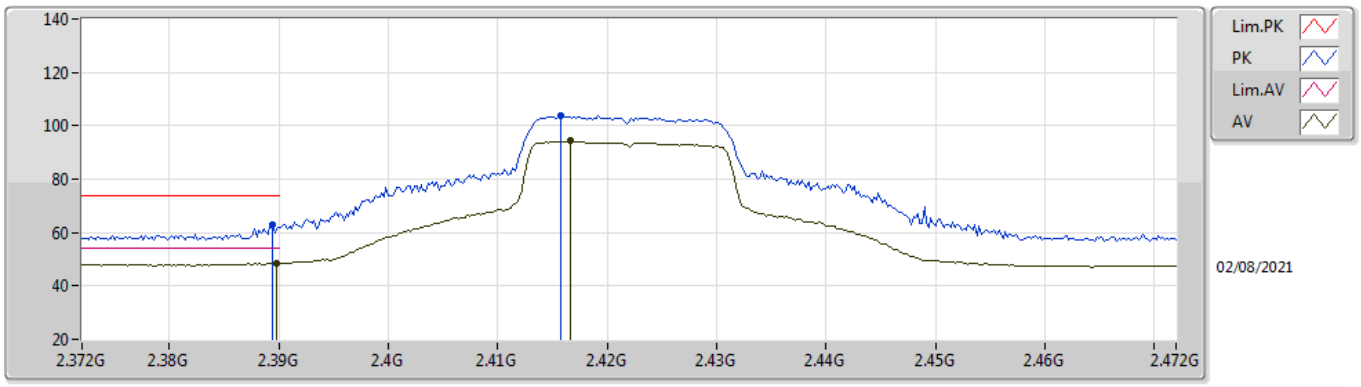

Type	Freq	Level	Limit	Margin	Factor	Dist	Condition	Azimuth	Height	Comment	Raw	AF	CL	PA
	(Hz)	(dBuV/m)	(dBuV/m)	(dB)	(dB)	(m)		(°)	(m)		(dBuV)	(dB)	(dB)	(dB)
AV	2.3898G	48.57	54.00	-5.43	34.98	3	Vertical	138	1.24	-	13.59	27.72	7.26	-
AV	2.4166G	94.25	Inf	-Inf	34.87	3	Vertical	138	1.24	-	59.38	27.60	7.27	-
PK	2.3894G	62.94	74.00	-11.06	34.98	3	Vertical	138	1.24	-	27.96	27.72	7.26	-
PK	2.4158G	103.55	Inf	-Inf	34.88	3	Vertical	138	1.24	-	68.67	27.61	7.27	-

802.11n HT20_Nss1,(MCS0)_1TX

2422MHz_TX

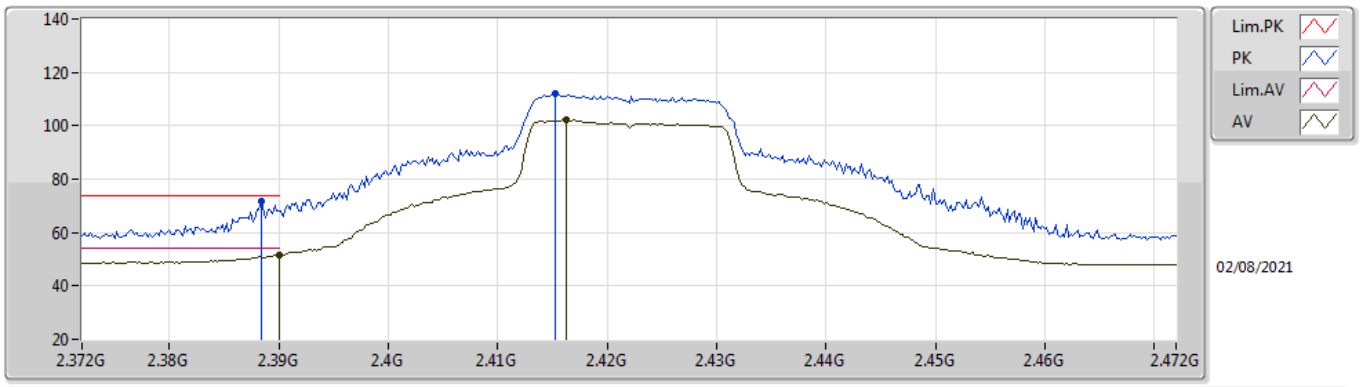

Type	Freq	Level	Limit	Margin	Factor	Dist	Condition	Azimuth	Height	Comment	Raw	AF	CL	PA
	(Hz)	(dBuV/m)	(dBuV/m)	(dB)	(dB)	(m)		(°)	(m)		(dBuV)	(dB)	(dB)	(dB)
AV	2.39G	51.65	54.00	-2.35	34.98	3	Horizontal	162	1.56	-	16.67	27.72	7.26	-
AV	2.4162G	102.05	Inf	-Inf	34.87	3	Horizontal	162	1.56	-	67.18	27.60	7.27	-
PK	2.3884G	71.81	74.00	-2.19	34.97	3	Horizontal	162	1.56	-	36.84	27.72	7.25	-
PK	2.4152G	111.95	Inf	-Inf	34.88	3	Horizontal	162	1.56	-	77.07	27.61	7.27	-

802.11n HT20_Nss1,(MCS0)_1TX

2437MHz_TX

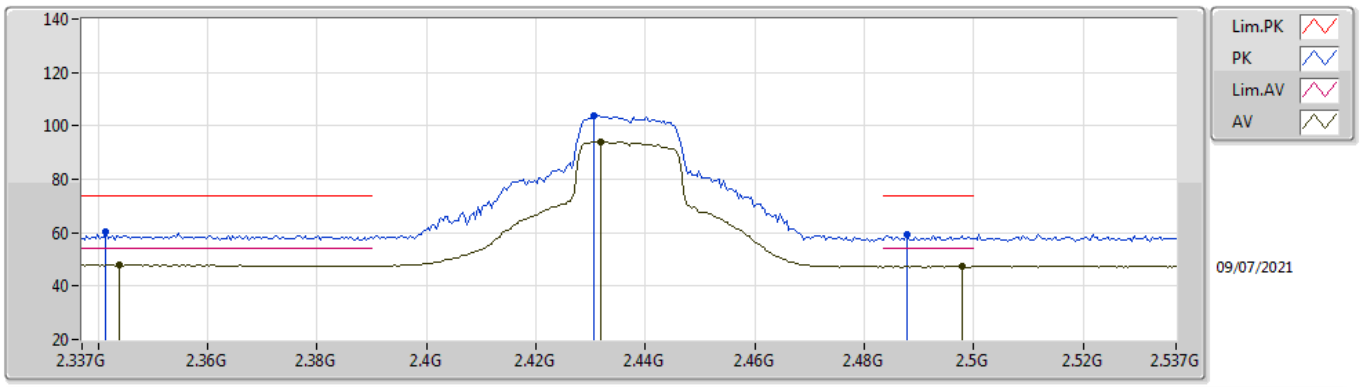

Type	Freq	Level	Limit	Margin	Factor	Dist	Condition	Azimuth	Height	Comment	Raw	AF	CL	PA
	(Hz)	(dBuV/m)	(dBuV/m)	(dB)	(dB)	(m)		(°)	(m)		(dBuV)	(dB)	(dB)	(dB)
AV	2.3438G	47.88	54.00	-6.12	35.04	3	Vertical	248	2.76	-	12.84	27.81	7.23	-
AV	2.4318G	94.09	Inf	-Inf	34.80	3	Vertical	248	2.76	-	59.29	27.51	7.29	-
AV	2.4978G	47.31	54.00	-6.69	34.74	3	Vertical	248	2.76	-	12.57	27.40	7.34	-
PK	2.3414G	60.12	74.00	-13.88	35.05	3	Vertical	248	2.76	-	25.07	27.82	7.23	-
PK	2.4306G	103.63	Inf	-Inf	34.80	3	Vertical	248	2.76	-	68.83	27.52	7.28	-
PK	2.4878G	59.10	74.00	-14.90	34.73	3	Vertical	248	2.76	-	24.37	27.40	7.33	-

802.11n HT20_Nss1,(MCS0)_1TX

2437MHz_TX

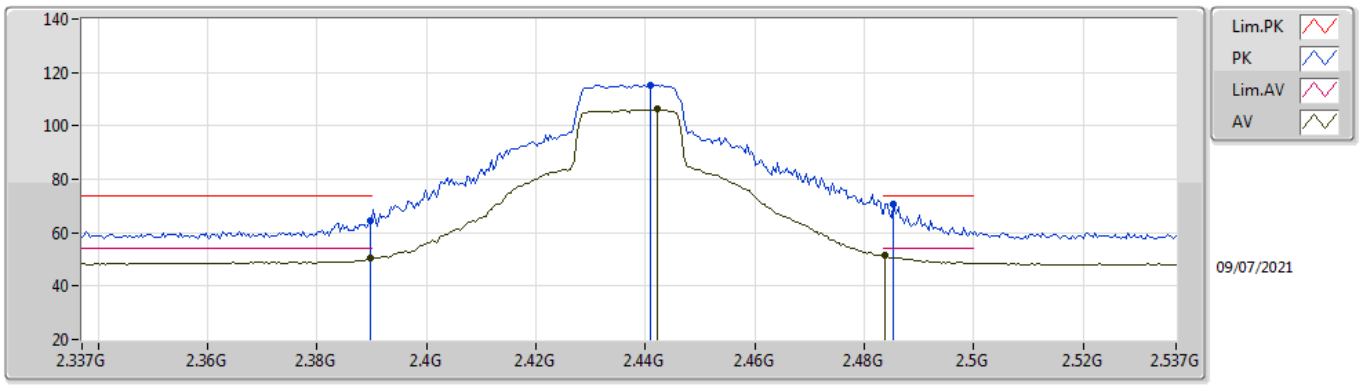

Type	Freq	Level	Limit	Margin	Factor	Dist	Condition	Azimuth	Height	Comment	Raw	AF	CL	PA
	(Hz)	(dBuV/m)	(dBuV/m)	(dB)	(dB)	(m)		(°)	(m)		(dBuV)	(dB)	(dB)	(dB)
AV	2.3898G	50.35	54.00	-3.65	34.98	3	Horizontal	168	1.13	-	15.37	27.72	7.26	-
AV	2.4422G	106.17	Inf	-Inf	34.74	3	Horizontal	168	1.13	-	71.43	27.45	7.29	-
AV	2.4838G	51.37	54.00	-2.63	34.73	3	Horizontal	168	1.13	-	16.64	27.40	7.33	-
PK	2.3898G	64.62	74.00	-9.38	34.98	3	Horizontal	168	1.13	-	29.64	27.72	7.26	-
PK	2.441G	115.34	Inf	-Inf	34.74	3	Horizontal	168	1.13	-	80.60	27.45	7.29	-
PK	2.4854G	70.85	74.00	-3.15	34.73	3	Horizontal	168	1.13	-	36.12	27.40	7.33	-

802.11n HT20_Nss1,(MCS0)_1TX

2437MHz_TX

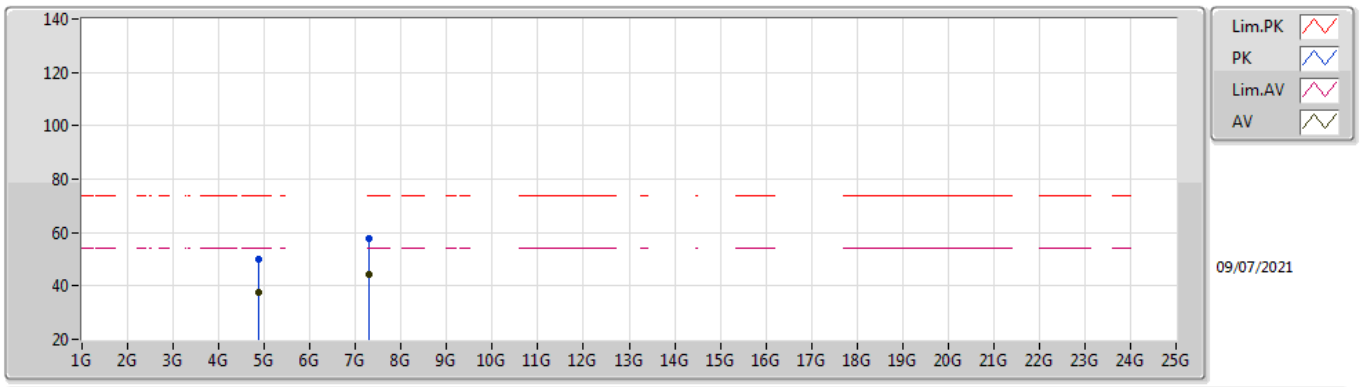

Type	Freq	Level	Limit	Margin	Factor	Dist	Condition	Azimuth	Height	Comment	Raw	AF	CL	PA
	(Hz)	(dBuV/m)	(dBuV/m)	(dB)	(dB)	(m)		(°)	(m)		(dBuV)	(dB)	(dB)	(dB)
AV	4.87454G	37.57	54.00	-16.43	5.90	3	Vertical	14	1.50	-	31.67	31.20	8.96	34.26
AV	7.3086G	44.14	54.00	-9.86	12.43	3	Vertical	287	2.68	-	31.71	36.38	10.62	34.57
PK	4.87568G	50.23	74.00	-23.77	5.90	3	Vertical	14	1.50	-	44.33	31.20	8.96	34.26
PK	7.30782G	57.91	74.00	-16.09	12.43	3	Vertical	287	2.68	-	45.48	36.38	10.62	34.57

802.11n HT20_Nss1,(MCS0)_1TX

2437MHz_TX

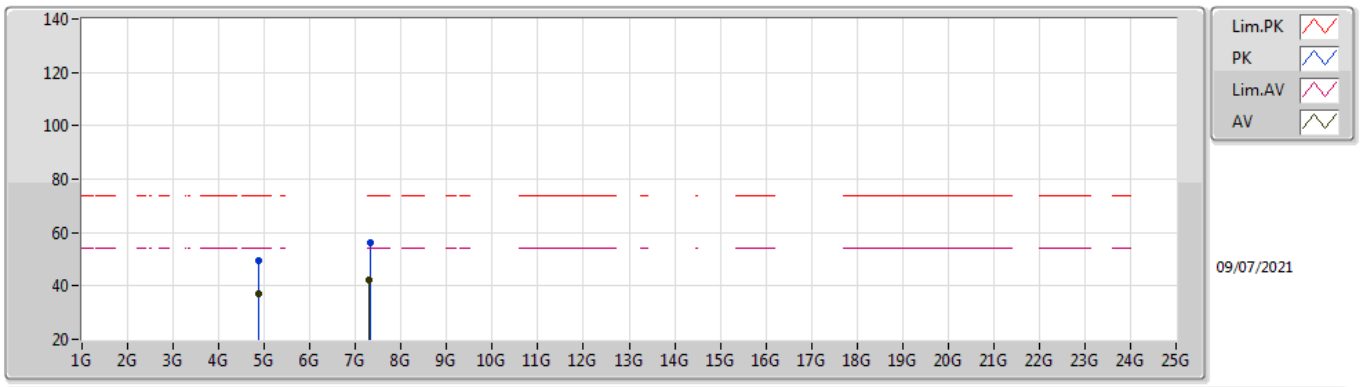

Type	Freq	Level	Limit	Margin	Factor	Dist	Condition	Azimuth	Height	Comment	Raw	AF	CL	PA
	(Hz)	(dBuV/m)	(dBuV/m)	(dB)	(dB)	(m)		(°)	(m)		(dBuV)	(dB)	(dB)	(dB)
AV	4.87424G	37.09	54.00	-16.91	5.90	3	Horizontal	176	1.28	-	31.19	31.20	8.96	34.26
AV	7.30962G	42.06	54.00	-11.94	12.43	3	Horizontal	189	1.00	-	29.63	36.38	10.62	34.57
PK	4.87418G	49.41	74.00	-24.59	5.90	3	Horizontal	176	1.28	-	43.51	31.20	8.96	34.26
PK	7.31082G	56.43	74.00	-17.57	12.43	3	Horizontal	189	1.00	-	44.00	36.38	10.62	34.57

802.11n HT20_Nss1,(MCS0)_1TX

2452MHz_TX

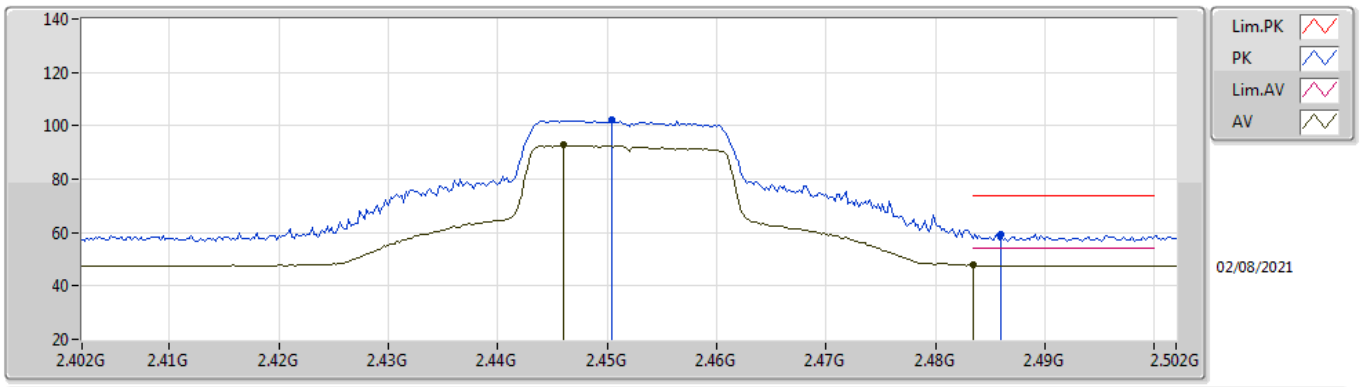

Type	Freq	Level	Limit	Margin	Factor	Dist	Condition	Azimuth	Height	Comment	Raw	AF	CL	PA
	(Hz)	(dBuV/m)	(dBuV/m)	(dB)	(dB)	(m)		(°)	(m)		(dBuV)	(dB)	(dB)	(dB)
AV	2.446G	92.90	Inf	-Inf	34.72	3	Vertical	140	1.21	-	58.18	27.42	7.30	-
AV	2.4835G	47.76	54.00	-6.24	34.73	3	Vertical	140	1.21	-	13.03	27.40	7.33	-
PK	2.4504G	102.01	Inf	-Inf	34.70	3	Vertical	140	1.21	-	67.31	27.40	7.30	-
PK	2.486G	59.56	74.00	-14.44	34.73	3	Vertical	140	1.21	-	24.83	27.40	7.33	-

802.11n HT20_Nss1,(MCS0)_1TX

2452MHz_TX

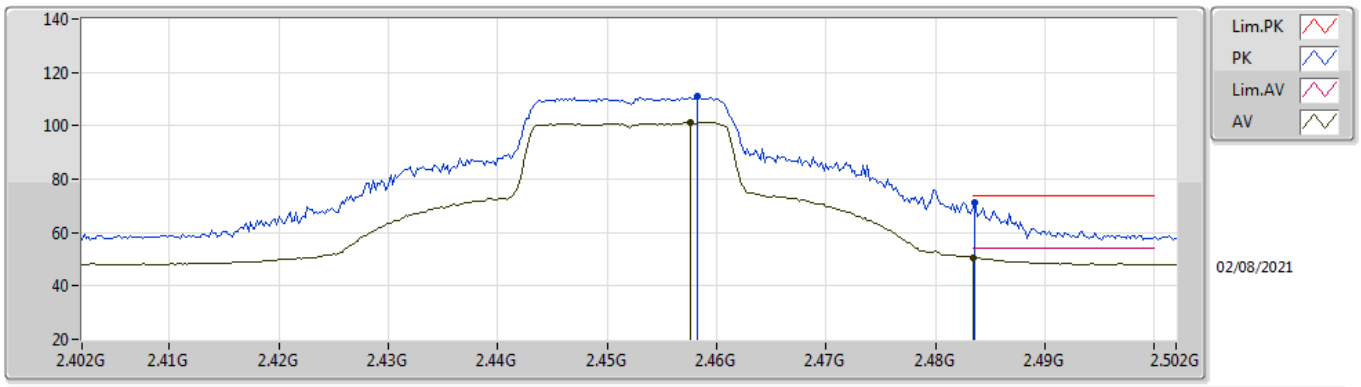

Type	Freq	Level	Limit	Margin	Factor	Dist	Condition	Azimuth	Height	Comment	Raw	AF	CL	PA
	(Hz)	(dBuV/m)	(dBuV/m)	(dB)	(dB)	(m)		(°)	(m)		(dBuV)	(dB)	(dB)	(dB)
AV	2.4576G	101.15	Inf	-Inf	34.71	3	Horizontal	163	1.31	-	66.44	27.40	7.31	-
AV	2.4835G	50.56	54.00	-3.44	34.73	3	Horizontal	163	1.31	-	15.83	27.40	7.33	-
PK	2.4582G	110.83	Inf	-Inf	34.71	3	Horizontal	163	1.31	-	76.12	27.40	7.31	-
PK	2.4836G	70.98	74.00	-3.02	34.73	3	Horizontal	163	1.31	-	36.25	27.40	7.33	-

802.11n HT20_Nss1,(MCS0)_1TX

2457MHz_TX

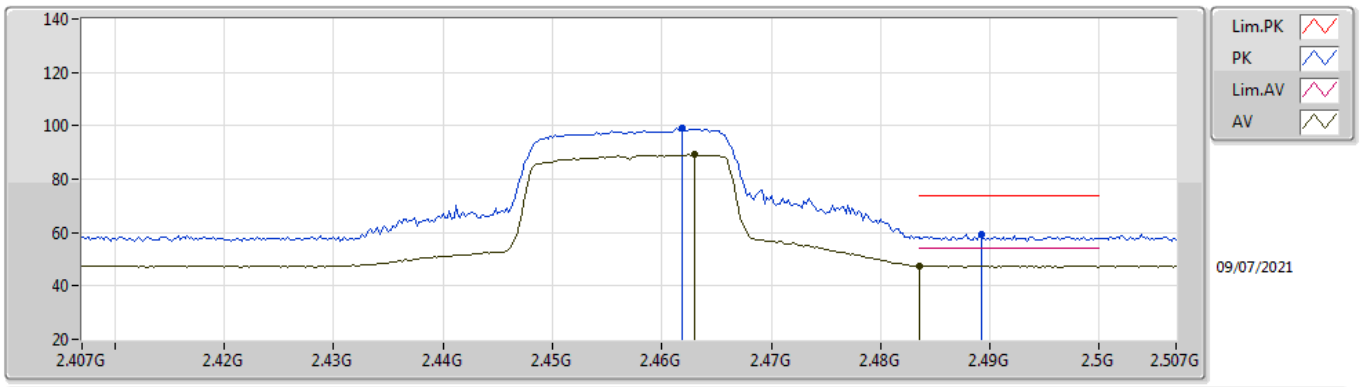

Type	Freq	Level	Limit	Margin	Factor	Dist	Condition	Azimuth	Height	Comment	Raw	AF	CL	PA
	(Hz)	(dBuV/m)	(dBuV/m)	(dB)	(dB)	(m)		(°)	(m)		(dBuV)	(dB)	(dB)	(dB)
AV	2.463G	89.39	Inf	-Inf	34.71	3	Vertical	180	2.87	-	54.68	27.40	7.31	-
AV	2.4835G	47.43	54.00	-6.57	34.73	3	Vertical	180	2.87	-	12.70	27.40	7.33	-
PK	2.4618G	99.03	Inf	-Inf	34.71	3	Vertical	180	2.87	-	64.32	27.40	7.31	-
PK	2.4892G	59.20	74.00	-14.80	34.73	3	Vertical	180	2.87	-	24.47	27.40	7.33	-

802.11n HT20_Nss1,(MCS0)_1TX

2457MHz_TX

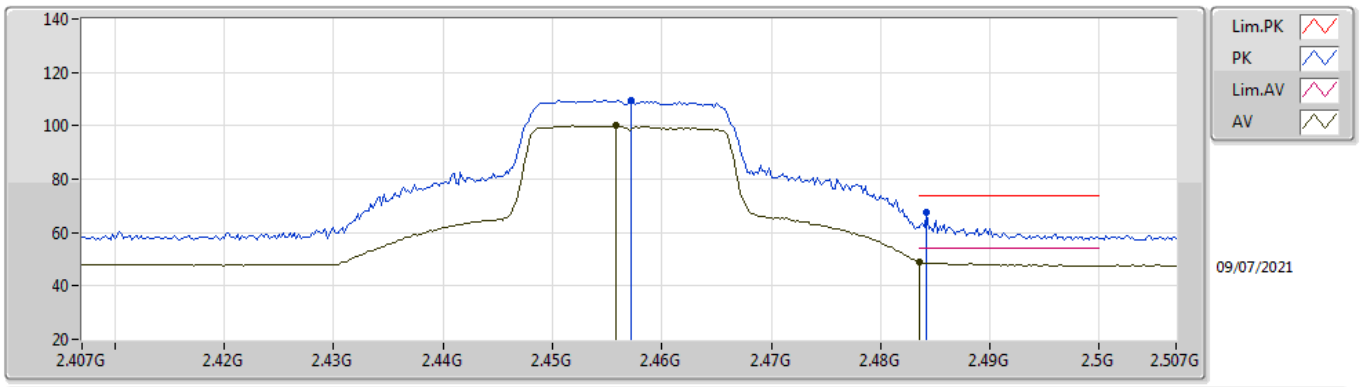

Type	Freq	Level	Limit	Margin	Factor	Dist	Condition	Azimuth	Height	Comment	Raw	AF	CL	PA
	(Hz)	(dBuV/m)	(dBuV/m)	(dB)	(dB)	(m)		(°)	(m)		(dBuV)	(dB)	(dB)	(dB)
AV	2.4558G	100.11	Inf	-Inf	34.70	3	Horizontal	168	1.18	-	65.41	27.40	7.30	-
AV	2.4835G	49.08	54.00	-4.92	34.73	3	Horizontal	168	1.18	-	14.35	27.40	7.33	-
PK	2.4572G	109.64	Inf	-Inf	34.71	3	Horizontal	168	1.18	-	74.93	27.40	7.31	-
PK	2.4842G	67.39	74.00	-6.61	34.73	3	Horizontal	168	1.18	-	32.66	27.40	7.33	-

802.11n HT20_Nss1,(MCS0)_1TX

2462MHz_TX

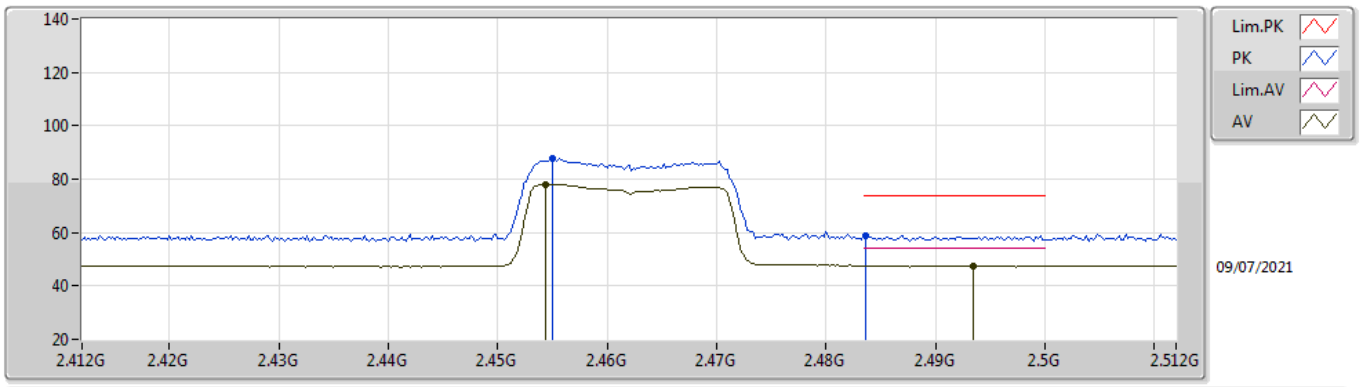

Type	Freq	Level	Limit	Margin	Factor	Dist	Condition	Azimuth	Height	Comment	Raw	AF	CL	PA
	(Hz)	(dBuV/m)	(dBuV/m)	(dB)	(dB)	(m)		(°)	(m)		(dBuV)	(dB)	(dB)	(dB)
AV	2.4544G	78.13	Inf	-Inf	34.70	3	Vertical	174	1.13	-	43.43	27.40	7.30	-
AV	2.4934G	47.51	54.00	-6.49	34.73	3	Vertical	174	1.13	-	12.78	27.40	7.33	-
PK	2.455G	87.85	Inf	-Inf	34.70	3	Vertical	174	1.13	-	53.15	27.40	7.30	-
PK	2.4836G	59.04	74.00	-14.96	34.73	3	Vertical	174	1.13	-	24.31	27.40	7.33	-

802.11n HT20_Nss1,(MCS0)_1TX

2462MHz_TX

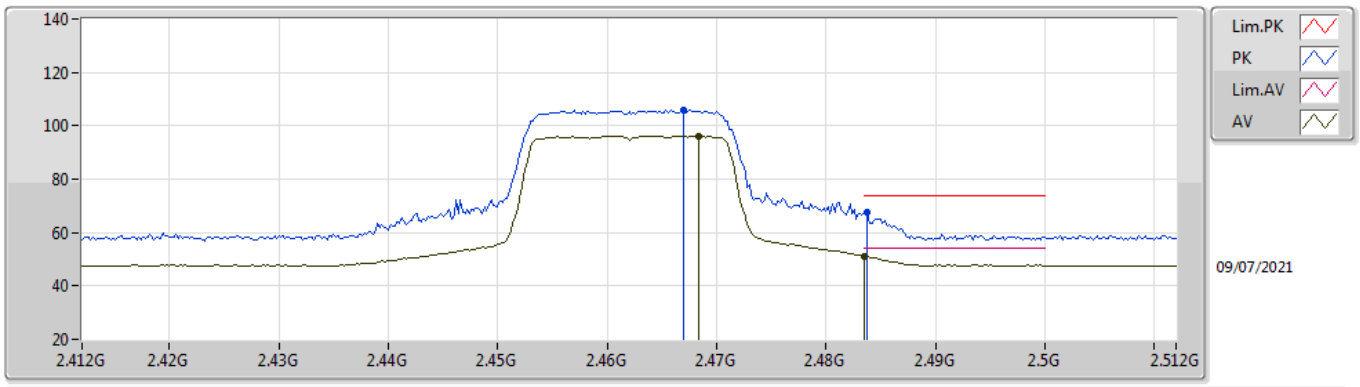

Type	Freq	Level	Limit	Margin	Factor	Dist	Condition	Azimuth	Height	Comment	Raw	AF	CL	PA
	(Hz)	(dBuV/m)	(dBuV/m)	(dB)	(dB)	(m)		(°)	(m)		(dBuV)	(dB)	(dB)	(dB)
AV	2.4684G	96.20	Inf	-Inf	34.71	3	Horizontal	168	1.05	-	61.49	27.40	7.31	-
AV	2.4835G	51.01	54.00	-2.99	34.73	3	Horizontal	168	1.05	-	16.28	27.40	7.33	-
PK	2.467G	105.99	Inf	-Inf	34.71	3	Horizontal	168	1.05	-	71.28	27.40	7.31	-
PK	2.4838G	67.38	74.00	-6.62	34.73	3	Horizontal	168	1.05	-	32.65	27.40	7.33	-

802.11n HT20_Nss1,(MCS0)_1TX

2462MHz_TX

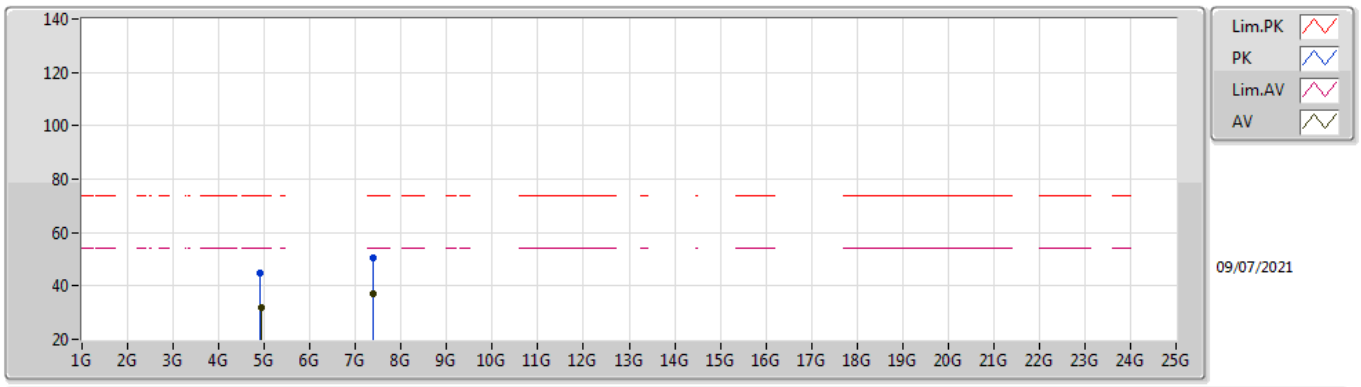

Type	Freq	Level	Limit	Margin	Factor	Dist	Condition	Azimuth	Height	Comment	Raw	AF	CL	PA
	(Hz)	(dBuV/m)	(dBuV/m)	(dB)	(dB)	(m)		(°)	(m)		(dBuV)	(dB)	(dB)	(dB)
AV	4.92412G	31.74	54.00	-22.26	6.04	3	Vertical	360	1.00	-	25.70	31.30	8.99	34.25
AV	7.39218G	37.06	54.00	-16.94	12.34	3	Vertical	18	1.50	-	24.72	36.22	10.70	34.58
PK	4.9126G	44.86	74.00	-29.14	5.98	3	Vertical	360	1.00	-	38.88	31.25	8.98	34.25
PK	7.38972G	50.48	74.00	-23.52	12.34	3	Vertical	18	1.50	-	38.14	36.22	10.70	34.58

802.11n HT20_Nss1,(MCS0)_1TX

2462MHz_TX

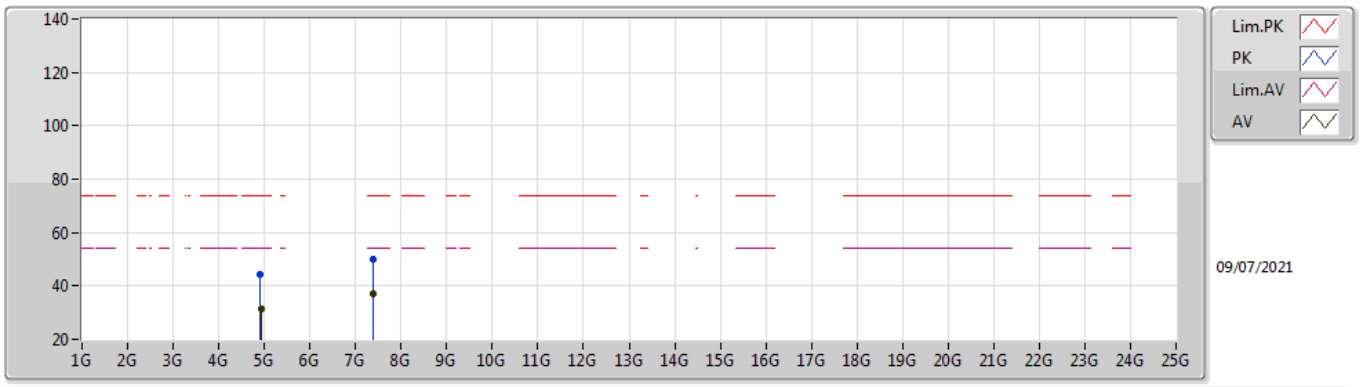

Type	Freq	Level	Limit	Margin	Factor	Dist	Condition	Azimuth	Height	Comment	Raw	AF	CL	PA
	(Hz)	(dBuV/m)	(dBuV/m)	(dB)	(dB)	(m)		(°)	(m)		(dBuV)	(dB)	(dB)	(dB)
AV	4.92412G	31.40	54.00	-22.60	6.04	3	Horizontal	50	1.00	-	25.36	31.30	8.99	34.25
AV	7.40004G	36.92	54.00	-17.08	12.32	3	Horizontal	3	1.50	-	24.60	36.20	10.71	34.59
PK	4.91872G	44.14	74.00	-29.86	6.01	3	Horizontal	50	1.00	-	38.13	31.27	8.99	34.25
PK	7.37808G	50.18	74.00	-23.82	12.35	3	Horizontal	3	1.50	-	37.83	36.24	10.69	34.58