SGS-CSTC Standards Technical Services Co., Ltd.
Guangzhou Branch

198 Kezhu Road, Scientech Park, Guangzhou Economic & Technological
Development District, Guangzhou, China 510663

Telephone: +86 (0) 20 82155555
Fax: +86 (0) 20 82075059
Email: ee.guangzhou@sgs.com

TEST REPORT

Application No.:	GZEM1802000960CR
Applicant:	Guangzhou Taiji Electronic Co., Ltd
Address of Applicant:	Floor 25, Everbright Bank Building, 689 Tianhe North, Guangzhou, Guangdong, China
Manufacturer:	The same as Applicant
Address of Manufacturer:	The same as Applicant
Factory:	The same as Applicant
Address of Factory:	The same as Applicant
Equipment Under Test (EUT):	
FCC ID: 2AIC9-O2NAILS-V11P	
EUT Name:	Mobile Nail Printer
Model No.:	V11
Trade Mark:	O2NAILS
Standard(s) :	47 CFR Part 15, Subpart C 15.247
Date of Receipt:	2018-02-28
Date of Test:	2018-03-06 to 2018-03-20
Date of Issue:	2018-03-29
Test Result:	**Pass***

* In the configuration tested, the EUT complied with the standards specified above.

Kobe Jian
EMC Laboratory Manager

The manufacturer should ensure that all products in series production are in conformity with the product sample detailed in this report. If the product in this report is used in any configuration other than that detailed in the report, the manufacturer must ensure the new system complies with all relevant standards. Any mention of SGS International Electrical Approvals or testing done by SGS International Electrical Approvals in connection with, distribution or use of the product described in this report must be approved by SGS International Electrical Approvals in writing.

This document is issued by the Company subject to its General Conditions of Service printed overleaf, available on request or accessible at http://www.sgs.com/en/Terms-and-Conditions.aspx and, for electronic format documents, subject to Terms and Conditions for Electronic Documents at http://www.sgs.com/en/Terms-and-Conditions/Terms-e-Document.aspx. Attention is drawn to the limitation of liability, indemnification and jurisdiction issues defined therein. Any holder of this document is advised that information contained hereon reflects the Company's findings at the time of its intervention only and within the limits of Client's instructions, if any. The Company's sole responsibility is to its Client and this document does not exonerate parties to a transaction from exercising all their rights and obligations under the transaction documents. This document cannot be reproduced except in full, without prior written approval of the Company. Any unauthorized alteration, forgery or falsification of the content or appearance of this document is unlawful and offenders may be prosecuted to the fullest extent of the law. Unless otherwise stated the results shown in this test report refer only to the sample(s) tested and such sample(s) are retained for 30 days only.

Revision Record				
Version	**Chapter**	**Date**	**Modifier**	**Remark**
01		2018-03-29		Original

Authorized for issue by:				
Tested By		**Curry_Wu /Project Engineer**		2018-03-06 to 2018-03-20 **Date**
Checked By		**Ricky_Liu /Reviewer**		2018-03-29 **Date**

This document is issued by the Company subject to its General Conditions of Service printed overleaf, available on request or accessible at http://www.sgs.com/en/Terms-and-Conditions.aspx and, for electronic format documents, subject to Terms and Conditions for Electronic Documents at http://www.sgs.com/en/Terms-and-Conditions/Terms-e-Document.aspx. Attention is drawn to the limitation of liability, indemnification and jurisdiction issues defined therein. Any holder of this document is advised that information contained hereon reflects the Company's findings at the time of its intervention only and within the limits of Client's instructions, if any. The Company's sole responsibility is to its Client and this document does not exonerate parties to a transaction from exercising all their rights and obligations under the transaction documents. This document cannot be reproduced except in full, without prior written approval of the Company. Any unauthorized alteration, forgery or falsification of the content or appearance of this document is unlawful and offenders may be prosecuted to the fullest extent of the law. Unless otherwise stated the results shown in this test report refer only to the sample(s) tested and such sample(s) are retained for 30 days only.

2 Test Summary

Radio Spectrum Technical Requirement				
Item	**Standard**	**Method**	**Requirement**	**Result**
Antenna Requirement	47 CFR Part 15, Subpart C 15.247	N/A	47 CFR Part 15, Subpart C 15.203 & 15.247(c)	Pass

Radio Spectrum Matter Part				
Item	**Standard**	**Method**	**Requirement**	**Result**
Conducted Emissions at AC Power Line (150kHz-30MHz)	47 CFR Part 15, Subpart C 15.247	ANSI C63.10 (2013) Section 6.2	47 CFR Part 15, Subpart C 15.207	Pass
Minimum 6dB Bandwidth	47 CFR Part 15, Subpart C 15.247	ANSI C63.10 (2013) Section 11.8.1	47 CFR Part 15, Subpart C 15.247a(2)	Pass
Conducted Peak Output Power	47 CFR Part 15, Subpart C 15.247	ANSI C63.10 (2013) Section 11.9	47 CFR Part 15, Subpart C 15.247(b)(3)	Pass
Power Spectrum Density	47 CFR Part 15, Subpart C 15.247	ANSI C63.10 (2013) Section 11.10.2	47 CFR Part 15, Subpart C 15.247(e)	Pass
Conducted Band Edges Measurement	47 CFR Part 15, Subpart C 15.247	ANSI C63.10 (2013) Section 11.13	47 CFR Part 15, Subpart C 15.247(d)	Pass
Conducted Spurious Emissions	47 CFR Part 15, Subpart C 15.247	ANSI C63.10 (2013) Section 11.11	47 CFR Part 15, Subpart C 15.247(d)	Pass
Radiated Emissions which fall in the restricted bands	47 CFR Part 15, Subpart C 15.247	ANSI C63.10 (2013) Section 11.12	47 CFR Part 15, Subpart C 15.209 & 15.247(d)	Pass
Radiated Spurious Emissions	47 CFR Part 15, Subpart C 15.247	ANSI C63.10 (2013) Section 11.11	47 CFR Part 15, Subpart C 15.209 & 15.247(d)	Pass

Remark: According to KDB 484596, The applicant declared that both X11（FCC ID: 2AIC9-FULLMATE-X11） and V11 （2AIC9-O2NAILS-V11P） are identical with electrical circuit design, layout, components used and internal wiring, only different in model name, therefore all the test data is re-use in this report.

This document is issued by the Company subject to its General Conditions of Service printed overleaf, available on request or accessible at http://www.sgs.com/en/Terms-and-Conditions.aspx and, for electronic format documents, subject to Terms and Conditions for Electronic Documents at http://www.sgs.com/en/Terms-and-Conditions/Terms-e-Document.aspx. Attention is drawn to the limitation of liability, indemnification and jurisdiction issues defined therein. Any holder of this document is advised that information contained hereon reflects the Company's findings at the time of its intervention only and within the limits of Client's instructions, if any. The Company's sole responsibility is to its Client and this document does not exonerate parties to a transaction from exercising all their rights and obligations under the transaction documents. This document cannot be reproduced except in full, without prior written approval of the Company. Any unauthorized alteration, forgery or falsification of the content or appearance of this document is unlawful and offenders may be prosecuted to the fullest extent of the law. Unless otherwise stated the results shown in this test report refer only to the sample(s) tested and such sample(s) are retained for 30 days only.

3 Contents

Page

1 Cover Page 1

2 Test Summary 3

3 Contents 4

4 General Information 6

4.1 Details of E.U.T. 6
4.2 Description of Support Units 6
4.3 Measurement Uncertainty 6
4.4 Test Location 7
4.5 Test Facility 8
4.6 Deviation from Standards 9
4.7 Abnormalities from Standard Conditions 9

5 Equipment List 10

6 Radio Spectrum Technical Requirement 13

6.1 Antenna Requirement 13
6.1.1 Test Requirement: 13
6.1.2 Conclusion 13

7 Radio Spectrum Matter Test Results 14

7.1 Conducted Emissions at AC Power Line (150kHz-30MHz) 14
7.1.1 E.U.T. Operation 15
7.1.2 Test Setup Diagram 15
7.1.3 Measurement Procedure and Data 15
7.2 Minimum 6dB Bandwidth 18
7.2.1 E.U.T. Operation 18
7.2.2 Test Setup Diagram 18
7.2.3 Measurement Procedure and Data 18
7.3 Conducted Peak Output Power 19
7.3.1 E.U.T. Operation 20
7.3.2 Test Setup Diagram 20
7.3.3 Measurement Procedure and Data 20
7.4 Power Spectrum Density 21
7.4.1 E.U.T. Operation 21
7.4.2 Test Setup Diagram 21
7.4.3 Measurement Procedure and Data 21
7.5 Conducted Band Edges Measurement 22
7.5.1 E.U.T. Operation 23
7.5.2 Test Setup Diagram 23
7.5.3 Measurement Procedure and Data 23
7.6 Conducted Spurious Emissions 24
7.6.1 E.U.T. Operation 25
7.6.2 Test Setup Diagram 25
7.6.3 Measurement Procedure and Data 25
7.7 Radiated Emissions which fall in the restricted bands 26
7.7.1 E.U.T. Operation 27

This document is issued by the Company subject to its General Conditions of Service printed overleaf, available on request or accessible at http://www.sgs.com/en/Terms-and-Conditions.aspx and, for electronic format documents, subject to Terms and Conditions for Electronic Documents at http://www.sgs.com/en/Terms-and-Conditions/Terms-e-Document.aspx. Attention is drawn to the limitation of liability, indemnification and jurisdiction issues defined therein. Any holder of this document is advised that information contained hereon reflects the Company's findings at the time of its intervention only and within the limits of Client's instructions, if any. The Company's sole responsibility is to its Client and this document does not exonerate parties to a transaction from exercising all their rights and obligations under the transaction documents. This document cannot be reproduced except in full, without prior written approval of the Company. Any unauthorized alteration, forgery or falsification of the content or appearance of this document is unlawful and offenders may be prosecuted to the fullest extent of the law. Unless otherwise stated the results shown in this test report refer only to the sample(s) tested and such sample(s) are retained for 30 days only.

7.7.2 Test Setup Diagram....27
7.7.3 Measurement Procedure and Data....28
7.8 Radiated Spurious Emissions....37
7.8.1 E.U.T. Operation....38
7.8.2 Test Setup Diagram....38
7.8.3 Measurement Procedure and Data....39

8 Appendix....56

8.1 Appendix 15.247....56

This document is issued by the Company subject to its General Conditions of Service printed overleaf, available on request or accessible at http://www.sgs.com/en/Terms-and-Conditions.aspx and, for electronic format documents, subject to Terms and Conditions for Electronic Documents at http://www.sgs.com/en/Terms-and-Conditions/Terms-e-Document.aspx. Attention is drawn to the limitation of liability, indemnification and jurisdiction issues defined therein. Any holder of this document is advised that information contained hereon reflects the Company's findings at the time of its intervention only and within the limits of Client's instructions, if any. The Company's sole responsibility is to its Client and this document does not exonerate parties to a transaction from exercising all their rights and obligations under the transaction documents. This document cannot be reproduced except in full, without prior written approval of the Company. Any unauthorized alteration, forgery or falsification of the content or appearance of this document is unlawful and offenders may be prosecuted to the fullest extent of the law. Unless otherwise stated the results shown in this test report refer only to the sample(s) tested and such sample(s) are retained for 30 days only.

4 General Information

4.1 Details of E.U.T.

Power Supply:	Model:SK03T1-2400100W2 Input:AC100-240V 50/60Hz Output:24V 1A
Test Voltage:	AC 120V
Cable:	about 0.8m unscreened AC power cable about 1.2m unscreened DC power cable
Antenna Gain	0dBi
Antenna Type	Integral Antenna
Channel Spacing	5MHz
Modulation Type	802.11b: DSSS (CCK, DQPSK, DBPSK) 802.11g: OFDM (64QAM, 16QAM, QPSK, BPSK) 802.11n(HT20 and HT40):
Number of Channels	802.11b/g/n(HT20):11;802.11n(HT40):7
Operation Frequency	802.11b/g/n(HT20): 2412MHz to 2462MHz;802.11n(HT40): 2422MHz to 2452MHz

4.2 Description of Support Units

The EUT has been tested as an independent unit.

4.3 Measurement Uncertainty

No.	Item	Measurement Uncertainty
1	Radio Frequency	7.25 x 10-8
2	Timeout	2s
3	Duty cycle	0.37%
4	Occupied Bandwidth	3%
5	RF Conducted power	0.75dB
6	RF Power Density	2.84dB
7	Conducted Spurious Emissions	0.75dB
8	RF Radiated Power	4.5dB (below 1GHz)
		4.8dB (above 1GHz)
9	Radiated Spurious Emission Test	4.5dB (30MHz-1GHz)
		4.8dB (1GHz-18GHz)
10	Temperature	0.4°C
11	Humidity	1.3%
12	Supply Voltages	1.5%
13	Time	3%

This document is issued by the Company subject to its General Conditions of Service printed overleaf, available on request or accessible at http://www.sgs.com/en/Terms-and-Conditions.aspx and, for electronic format documents, subject to Terms and Conditions for Electronic Documents at http://www.sgs.com/en/Terms-and-Conditions/Terms-e-Document.aspx. Attention is drawn to the limitation of liability, indemnification and jurisdiction issues defined therein. Any holder of this document is advised that information contained hereon reflects the Company's findings at the time of its intervention only and within the limits of Client's instructions, if any. The Company's sole responsibility is to its Client and this document does not exonerate parties to a transaction from exercising all their rights and obligations under the transaction documents. This document cannot be reproduced except in full, without prior written approval of the Company. Any unauthorized alteration, forgery or falsification of the content or appearance of this document is unlawful and offenders may be prosecuted to the fullest extent of the law. Unless otherwise stated the results shown in this test report refer only to the sample(s) tested and such sample(s) are retained for 30 days only.

4.4 Test Location

All tests were performed at:

SGS-CSTC Standards Technical Services Co., Ltd., Guangzhou Branch EMC Laboratory,

198 Kezhu Road, Scientech Park, Guangzhou Economic & Technology Development District, Guangzhou, China 510663

Tel: +86 20 82155555 Fax: +86 20 82075059

No tests were sub-contracted.

This document is issued by the Company subject to its General Conditions of Service printed overleaf, available on request or accessible at http://www.sgs.com/en/Terms-and-Conditions.aspx and, for electronic format documents, subject to Terms and Conditions for Electronic Documents at http://www.sgs.com/en/Terms-and-Conditions/Terms-e-Document.aspx. Attention is drawn to the limitation of liability, indemnification and jurisdiction issues defined therein. Any holder of this document is advised that information contained hereon reflects the Company's findings at the time of its intervention only and within the limits of Client's instructions, if any. The Company's sole responsibility is to its Client and this document does not exonerate parties to a transaction from exercising all their rights and obligations under the transaction documents. This document cannot be reproduced except in full, without prior written approval of the Company. Any unauthorized alteration, forgery or falsification of the content or appearance of this document is unlawful and offenders may be prosecuted to the fullest extent of the law. Unless otherwise stated the results shown in this test report refer only to the sample(s) tested and such sample(s) are retained for 30 days only.

4.5 Test Facility

The test facility is recognized, certified, or accredited by the following organizations:

- **NVLAP (Lab Code: 200611-0)**

SGS-CSTC Standards Technical Services Co., Ltd., Guangzhou EMC Laboratory is accredited by the National Voluntary Laboratory Accreditation Program (NVLAP/NIST). NVLAP Code: 200611-0.

The report must not be used by the client to claim product certification, approval, or endorsement by NVLAP, NIST, or any agency of the Federal Government.

- **ACMA**

SGS-CSTC Standards Technical Services Co., Ltd., EMC Laboratory can also perform testing for the Australian C-Tick mark as a result of our NVLAP accreditation.

- **SGS UK(Certificate No.: 32), SGS-TUV SAARLAND and SGS-FIMKO**

Have approved SGS-CSTC Standards Technical Services Co., Ltd., EMC Laboratory as a supplier of EMC TESTING SERVICES and SAFETY TESTING SERVICES.

- **CNAS (Lab Code: L0167)**

SGS-CSTC Standards Technical Services Co., Ltd., EMC Laboratory has been assessed and in compliance with CNAS-CL01:2006 accreditation criteria for testing laboratories (identical to

ISO/IEC 17025:2005 General Requirements) for the Competence of Testing Laboratories.

- **FCC Recognized 2.948 Listed Test Firm(Registration No.: 282399)**

SGS-CSTC Standards Technical Services Co., Ltd., EMC Laboratory has been registered and fully described in a report filed with the (FCC) Federal Communications Commission. The acceptance letter from the FCC is maintained in our files. Registration 282399, May 31, 2002.

- **FCC Recognized Accredited Test Firm(Registration No.: 486818)**

SGS-CSTC Standards Technical Services Co., Ltd., EMC Laboratory has been accredited and fully described in a report filed with the (FCC) Federal Communications Commission. The acceptance letter from the FCC is maintained in our files. Designation Number: CN5016, Test Firm Registration Number: 486818, Jul 13, 2017.

- **Industry Canada (Registration No.: 4620B-1)**

The 3m/10m Alternate Semi-anechoic chamber of SGS-CSTC Standards Technical Services Co., Ltd., has been registered by Certification and Engineering of Industry Canada for radio equipment testing with Registration No. 4620B-1.

- **VCCI (Registration No.: R-2460, C-2584, G-449 and T-1179)**

The 10m Semi-anechoic chamber and Shielded Room of SGS-CSTC Standards Technical Services Co., Ltd. have been registered in accordance with the Regulations for Voluntary Control Measures with Registration No.: R-2460, C-2584，G-449 and T-1179 respectively.

- **CBTL (Lab Code: TL129)**

SGS-CSTC Standards Technical Services Co., Ltd., E&E Laboratory has been assessed and fully comply with the requirements of ISO/IEC 17025:2005, the Basic Rules, IECEE 01 and Rules of procedure IECEE 02, and the relevant IECEE CB-Scheme Operational documents.

This document is issued by the Company subject to its General Conditions of Service printed overleaf, available on request or accessible at http://www.sgs.com/en/Terms-and-Conditions.aspx and, for electronic format documents, subject to Terms and Conditions for Electronic Documents at http://www.sgs.com/en/Terms-and-Conditions/Terms-e-Document.aspx. Attention is drawn to the limitation of liability, indemnification and jurisdiction issues defined therein. Any holder of this document is advised that information contained hereon reflects the Company's findings at the time of its intervention only and within the limits of Client's instructions, if any. The Company's sole responsibility is to its Client and this document does not exonerate parties to a transaction from exercising all their rights and obligations under the transaction documents. This document cannot be reproduced except in full, without prior written approval of the Company. Any unauthorized alteration, forgery or falsification of the content or appearance of this document is unlawful and offenders may be prosecuted to the fullest extent of the law. Unless otherwise stated the results shown in this test report refer only to the sample(s) tested and such sample(s) are retained for 30 days only.

4.6 Deviation from Standards

None

4.7 Abnormalities from Standard Conditions

None

This document is issued by the Company subject to its General Conditions of Service printed overleaf, available on request or accessible at http://www.sgs.com/en/Terms-and-Conditions.aspx and, for electronic format documents, subject to Terms and Conditions for Electronic Documents at http://www.sgs.com/en/Terms-and-Conditions/Terms-e-Document.aspx. Attention is drawn to the limitation of liability, indemnification and jurisdiction issues defined therein. Any holder of this document is advised that information contained hereon reflects the Company's findings at the time of its intervention only and within the limits of Client's instructions, if any. The Company's sole responsibility is to its Client and this document does not exonerate parties to a transaction from exercising all their rights and obligations under the transaction documents. This document cannot be reproduced except in full, without prior written approval of the Company. Any unauthorized alteration, forgery or falsification of the content or appearance of this document is unlawful and offenders may be prosecuted to the fullest extent of the law. Unless otherwise stated the results shown in this test report refer only to the sample(s) tested and such sample(s) are retained for 30 days only.

5 Equipment List

Minimum 6dB Bandwidth					
Equipment	**Manufacturer**	**Model No**	**Inventory No**	**Cal Date**	**Cal Due Date**
EXA Signal Analzer	AgilentTechnologies	N9010A	EMC2138	2017-11-15	2018-11-14

Conducted Peak Output Power					
Equipment	**Manufacturer**	**Model No**	**Inventory No**	**Cal Date**	**Cal Due Date**
EXA Signal Analzer	AgilentTechnologies	N9010A	EMC2138	2017-11-15	2018-11-14

Power Spectrum Density					
Equipment	**Manufacturer**	**Model No**	**Inventory No**	**Cal Date**	**Cal Due Date**
EXA Signal Analzer	AgilentTechnologies	N9010A	EMC2138	2017-11-15	2018-11-14

Conducted Band Edges Measurement					
Equipment	**Manufacturer**	**Model No**	**Inventory No**	**Cal Date**	**Cal Due Date**
MXA Signal Analyzer	AgilentTechnologies	N9020A	SEM004-10	2018-03-10	2019-03-09
ESG Vector Signal Generator	Keysight	E4438C	SEM006-03	2017-04-14	2018-04-13
EXG Analog Signal Generator	AgilentTechnologies	N5171B	SEM006-04	2017-07-26	2020-07-25
Power Meter	AgilentTechnologies	U2021XA_Ch2	SEM009-02	2017-09-19	2018-09-18
Power Meter	AgilentTechnologies	U2021XA_Ch3	SEM009-03	2017-09-19	2018-09-18
EXA Signal Analzer	AgilentTechnologies	N9010A	EMC2138	2017-11-15	2018-11-14

Conducted Spurious Emissions					
Equipment	**Manufacturer**	**Model No**	**Inventory No**	**Cal Date**	**Cal Due Date**
EXA Signal Analzer	AgilentTechnologies	N9010A	EMC2138	2017-11-15	2018-11-14

This document is issued by the Company subject to its General Conditions of Service printed overleaf, available on request or accessible at http://www.sgs.com/en/Terms-and-Conditions.aspx and, for electronic format documents, subject to Terms and Conditions for Electronic Documents at http://www.sgs.com/en/Terms-and-Conditions/Terms-e-Document.aspx. Attention is drawn to the limitation of liability, indemnification and jurisdiction issues defined therein. Any holder of this document is advised that information contained hereon reflects the Company's findings at the time of its intervention only and within the limits of Client's instructions, if any. The Company's sole responsibility is to its Client and this document does not exonerate parties to a transaction from exercising all their rights and obligations under the transaction documents. This document cannot be reproduced except in full, without prior written approval of the Company. Any unauthorized alteration, forgery or falsification of the content or appearance of this document is unlawful and offenders may be prosecuted to the fullest extent of the law. Unless otherwise stated the results shown in this test report refer only to the sample(s) tested and such sample(s) are retained for 30 days only.

Radiated Emissions which fall in the restricted bands					
Equipment	**Manufacturer**	**Model No**	**Inventory No**	**Cal Date**	**Cal Due Date**
EMI Test Receiver	Rohde & Schwarz	ESIB26	EMC0522	2018-01-19	2019-01-18
EMI Test Receiver	Rohde & Schwarz	ESCI	EMC0056	2018-01-19	2019-01-18
RI High Frequency Cable	SGS	20 m	EMC0528	2016-04-19	2018-04-18
Trilog Broadband Antenna 30MHz-1GHz	SCHWARZBECKMESS-ELEKTRONIK	VULB 9160	EMC2025	2016-09-08	2019-09-07
Bi-log Type Antenna	Schaffner -Chase	CBL6112B	EMC0524	2016-09-08	2019-09-07
Bi-log Type Antenna	Schaffner -Chase	CBL6143	EMC0519	2017-05-04	2020-05-03
Horn Antenna 1GHz-18GHz	SCHWARZBECK MESS-ELEKTRONIK	BBHA 9120D	EMC2026	2016-09-09	2019-09-08
1GHz-26.5 GHz Pre-Amplifier	Agilent	8449B	EMC0521	2018-01-08	2019-01-07
Amplifier	HP	8447F	EMC2065	2017-06-19	2018-06-18
Pre-Amplifier MH648A	ANRITSU CORP	MH648A	EMC2086	2017-11-20	2018-11-19
Active Loop Antenna	EMCO	6502	EMC0523	2018-02-24	2019-02-23
High Pass Filter(915MHz)	FSY MICROWAVE	HM1465-9SS	EMC2079	2018-01-19	2019-01-18
2.4GHz Filter	Micro-Tronics	BRM 50702	EMC2069	2018-01-08	2019-01-07
10m Semi-Anechoic Chamber	ETS	N/A	EMC0530	2016-04-30	2018-04-29
966 Anechoic Chamber	C.R.T	9m x 6m x 6m	EMC2142	2017-11-29	2018-11-28
MXE EMI Receiver	Keysight	N9038A	EMC2139	2017-11-15	2018-11-14
EXA Signal Analyzer	Keysight	N9010A	EMC2138	2017-11-15	2018-11-14

This document is issued by the Company subject to its General Conditions of Service printed overleaf, available on request or accessible at http://www.sgs.com/en/Terms-and-Conditions.aspx and, for electronic format documents, subject to Terms and Conditions for Electronic Documents at http://www.sgs.com/en/Terms-and-Conditions/Terms-e-Document.aspx. Attention is drawn to the limitation of liability, indemnification and jurisdiction issues defined therein. Any holder of this document is advised that information contained hereon reflects the Company's findings at the time of its intervention only and within the limits of Client's instructions, if any. The Company's sole responsibility is to its Client and this document does not exonerate parties to a transaction from exercising all their rights and obligations under the transaction documents. This document cannot be reproduced except in full, without prior written approval of the Company. Any unauthorized alteration, forgery or falsification of the content or appearance of this document is unlawful and offenders may be prosecuted to the fullest extent of the law. Unless otherwise stated the results shown in this test report refer only to the sample(s) tested and such sample(s) are retained for 30 days only.

Radiated Spurious Emissions					
Equipment	**Manufacturer**	**Model No**	**Inventory No**	**Cal Date**	**Cal Due Date**
EMI Test Receiver	Rohde & Schwarz	ESIB26	EMC0522	2018-01-19	2019-01-18
EMI Test Receiver	Rohde & Schwarz	ESCI	EMC0056	2018-01-19	2019-01-18
RI High Frequency Cable	SGS	20 m	EMC0528	2016-04-19	2018-04-18
Trilog Broadband Antenna 30MHz-1GHz	SCHWARZBECKMESS-ELEKTRONIK	VULB 9160	EMC2025	2016-09-08	2019-09-07
Bi-log Type Antenna	Schaffner -Chase	CBL6112B	EMC0524	2016-09-08	2019-09-07
Bi-log Type Antenna	Schaffner -Chase	CBL6143	EMC0519	2017-05-04	2020-05-03
Horn Antenna 1GHz-18GHz	SCHWARZBECK MESS-ELEKTRONIK	BBHA 9120D	EMC2026	2016-09-09	2019-09-08
1GHz-26.5 GHz Pre-Amplifier	Agilent	8449B	EMC0521	2018-01-08	2019-01-07
Amplifier	HP	8447F	EMC2065	2017-06-19	2018-06-18
Pre-Amplifier MH648A	ANRITSU CORP	MH648A	EMC2086	2017-11-20	2018-11-19
Active Loop Antenna	EMCO	6502	EMC0523	2018-02-24	2019-02-23
High Pass Filter(915MHz)	FSY MICROWAVE	HM1465-9SS	EMC2079	2018-01-19	2019-01-18
2.4GHz Filter	Micro-Tronics	BRM 50702	EMC2069	2018-01-08	2019-01-07
10m Semi-Anechoic Chamber	ETS	N/A	EMC0530	2016-04-30	2018-04-29
966 Anechoic Chamber	C.R.T	9m x 6m x 6m	EMC2142	2017-11-29	2018-11-28
MXE EMI Receiver	Keysight	N9038A	EMC2139	2017-11-15	2018-11-14
EXA Signal Analyzer	Keysight	N9010A	EMC2138	2017-11-15	2018-11-14

General used equipment					
Equipment	**Manufacturer**	**Model No**	**Inventory No**	**Cal Date**	**Cal Due Date**
DMM	Fluke	73	EMC0006	2017-07-26	2018-07-25
DMM	Fluke	73	EMC0007	2017-07-26	2018-07-25

This document is issued by the Company subject to its General Conditions of Service printed overleaf, available on request or accessible at http://www.sgs.com/en/Terms-and-Conditions.aspx and, for electronic format documents, subject to Terms and Conditions for Electronic Documents at http://www.sgs.com/en/Terms-and-Conditions/Terms-e-Document.aspx. Attention is drawn to the limitation of liability, indemnification and jurisdiction issues defined therein. Any holder of this document is advised that information contained hereon reflects the Company's findings at the time of its intervention only and within the limits of Client's instructions, if any. The Company's sole responsibility is to its Client and this document does not exonerate parties to a transaction from exercising all their rights and obligations under the transaction documents. This document cannot be reproduced except in full, without prior written approval of the Company. Any unauthorized alteration, forgery or falsification of the content or appearance of this document is unlawful and offenders may be prosecuted to the fullest extent of the law. Unless otherwise stated the results shown in this test report refer only to the sample(s) tested and such sample(s) are retained for 30 days only.

6 Radio Spectrum Technical Requirement

6.1 Antenna Requirement

6.1.1 Test Requirement:

47 CFR Part 15, Subpart C 15.203 & 15.247(c)

6.1.2 Conclusion

Standard Requirement:

An intentional radiator shall be designed to ensure that no antenna other than that furnished by the responsible party shall be used with the device. The use of a permanently attached antenna or of an antenna that uses a unique coupling to the intentional radiator, the manufacturer may design the unit so that a broken antenna can be replaced by the user, but the use of a standard antenna jack or electrical connector is prohibited.

15.247(b) (4) requirement:

The conducted output power limit specified in paragraph (b) of this section is based on the use of antennas with directional gains that do not exceed 6 dBi. Except as shown in paragraph (c) of this section, if transmitting antennas of directional gain greater than 6 dBi are used, the conducted output power from the intentional radiator shall be reduced below the stated values in paragraphs (b)(1), (b)(2), and (b)(3) of this section, as appropriate, by the amount in dB that the directional gain of the antenna exceeds 6 dBi.

EUT Antenna:

The antenna is integrated on the main PCB and no consideration of replacement. The best case gain of the antenna is 0dBi.

This document is issued by the Company subject to its General Conditions of Service printed overleaf, available on request or accessible at http://www.sgs.com/en/Terms-and-Conditions.aspx and, for electronic format documents, subject to Terms and Conditions for Electronic Documents at http://www.sgs.com/en/Terms-and-Conditions/Terms-e-Document.aspx. Attention is drawn to the limitation of liability, indemnification and jurisdiction issues defined therein. Any holder of this document is advised that information contained hereon reflects the Company's findings at the time of its intervention only and within the limits of Client's instructions, if any. The Company's sole responsibility is to its Client and this document does not exonerate parties to a transaction from exercising all their rights and obligations under the transaction documents. This document cannot be reproduced except in full, without prior written approval of the Company. Any unauthorized alteration, forgery or falsification of the content or appearance of this document is unlawful and offenders may be prosecuted to the fullest extent of the law. Unless otherwise stated the results shown in this test report refer only to the sample(s) tested and such sample(s) are retained for 30 days only.

7 Radio Spectrum Matter Test Results

7.1 Conducted Emissions at AC Power Line (150kHz-30MHz)

Test Requirement 47 CFR Part 15, Subpart C 15.207
Test Method: ANSI C63.10 (2013) Section 6.2
Limit:

Frequency of emission(MHz)	Conducted limit(dBμV)	
	Quasi-peak	Average
0.15-0.5	66 to 56*	56 to 46*
0.5-5	56	46
5-30	60	50
*Decreases with the logarithm of the frequency.		

This document is issued by the Company subject to its General Conditions of Service printed overleaf, available on request or accessible at http://www.sgs.com/en/Terms-and-Conditions.aspx and, for electronic format documents, subject to Terms and Conditions for Electronic Documents at http://www.sgs.com/en/Terms-and-Conditions/Terms-e-Document.aspx. Attention is drawn to the limitation of liability, indemnification and jurisdiction issues defined therein. Any holder of this document is advised that information contained hereon reflects the Company's findings at the time of its intervention only and within the limits of Client's instructions, if any. The Company's sole responsibility is to its Client and this document does not exonerate parties to a transaction from exercising all their rights and obligations under the transaction documents. This document cannot be reproduced except in full, without prior written approval of the Company. Any unauthorized alteration, forgery or falsification of the content or appearance of this document is unlawful and offenders may be prosecuted to the fullest extent of the law. Unless otherwise stated the results shown in this test report refer only to the sample(s) tested and such sample(s) are retained for 30 days only.

7.1.1 E.U.T. Operation

Operating Environment:

Temperature: 22.5 °C Humidity: 48.7 % RH Atmospheric Pressure: 1020 mbar

Test mode a:TX mode_Keep the EUT in continuously transmitting mode with all modulation types. All data rates for each modulation type have been tested and found the data rate @ 1Mbps is the worst case of IEEE 802.11b; data rate @ 6Mbps is the worst case of IEEE 802.11g; data rate @ 6.5Mbps is the worst case of IEEE 802.11n(HT20); data rate @ 13.5Mbps is the worst case of IEEE 802.11n(HT40). Only the data of worst case is recorded in the report.

7.1.2 Test Setup Diagram

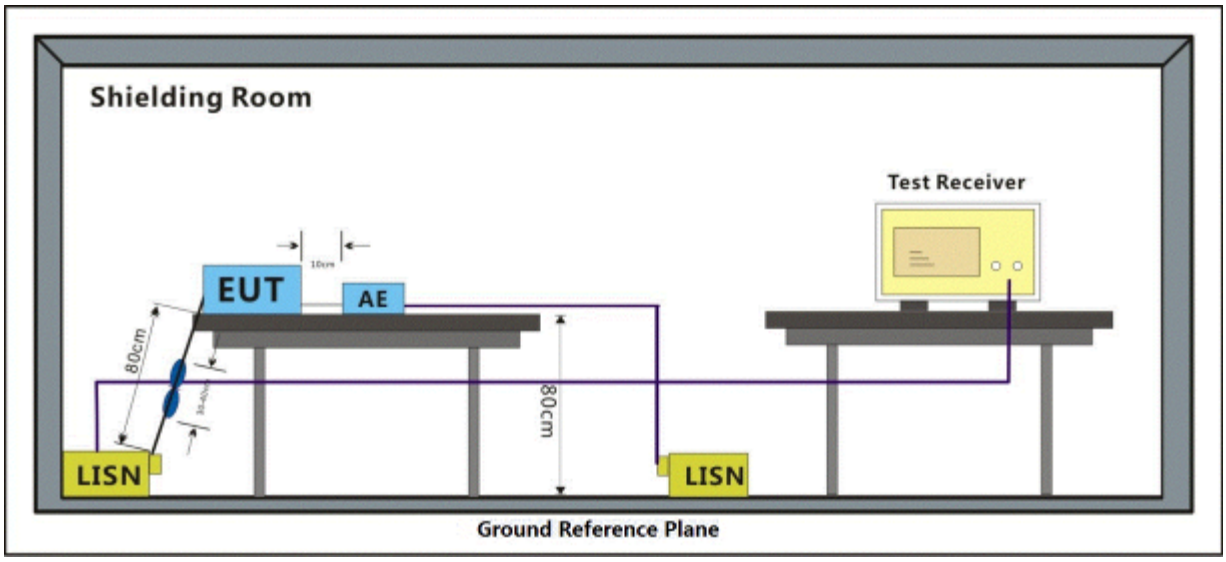

7.1.3 Measurement Procedure and Data

1) The mains terminal disturbance voltage test was conducted in a shielded room.

2) The EUT was connected to AC power source through a LISN 1 (Line Impedance Stabilization Network) which provides a 50ohm/50μH + 5ohm linear impedance. The power cables of all other units of the EUT were connected to a second LISN 2, which was bonded to the ground reference plane in the same way as the LISN 1 for the unit being measured. A multiple socket outlet strip was used to connect multiple power cables to a single LISN provided the rating of the LISN was not exceeded.

3) The tabletop EUT was placed upon a non-metallic table 0.8m above the ground reference plane. And for floor-standing arrangement, the EUT was placed on the horizontal ground reference plane,

4) The test was performed with a vertical ground reference plane. The rear of the EUT shall be 0.4 m from the vertical ground reference plane. The vertical ground reference plane was bonded to the horizontal ground reference plane. The LISN 1 was placed 0.8 m from the boundary of the unit under test and bonded to a ground reference plane for LISNs mounted on top of the ground reference plane. This distance was between the closest points of the LISN 1 and the EUT. All other units of the EUT and associated equipment was at least 0.8 m from the LISN 2.

5) In order to find the maximum emission, the relative positions of equipment and all of the interface cables must be changed according to ANSI C63.10 on conducted measurement.

Remark: LISN=Read Level+ Cable Loss+ LISN Factor

This document is issued by the Company subject to its General Conditions of Service printed overleaf, available on request or accessible at http://www.sgs.com/en/Terms-and-Conditions.aspx and, for electronic format documents, subject to Terms and Conditions for Electronic Documents at http://www.sgs.com/en/Terms-and-Conditions/Terms-e-Document.aspx. Attention is drawn to the limitation of liability, indemnification and jurisdiction issues defined therein. Any holder of this document is advised that information contained hereon reflects the Company's findings at the time of its intervention only and within the limits of Client's instructions, if any. The Company's sole responsibility is to its Client and this document does not exonerate parties to a transaction from exercising all their rights and obligations under the transaction documents. This document cannot be reproduced except in full, without prior written approval of the Company. Any unauthorized alteration, forgery or falsification of the content or appearance of this document is unlawful and offenders may be prosecuted to the fullest extent of the law. Unless otherwise stated the results shown in this test report refer only to the sample(s) tested and such sample(s) are retained for 30 days only.

Mode:a; Line:Live Line

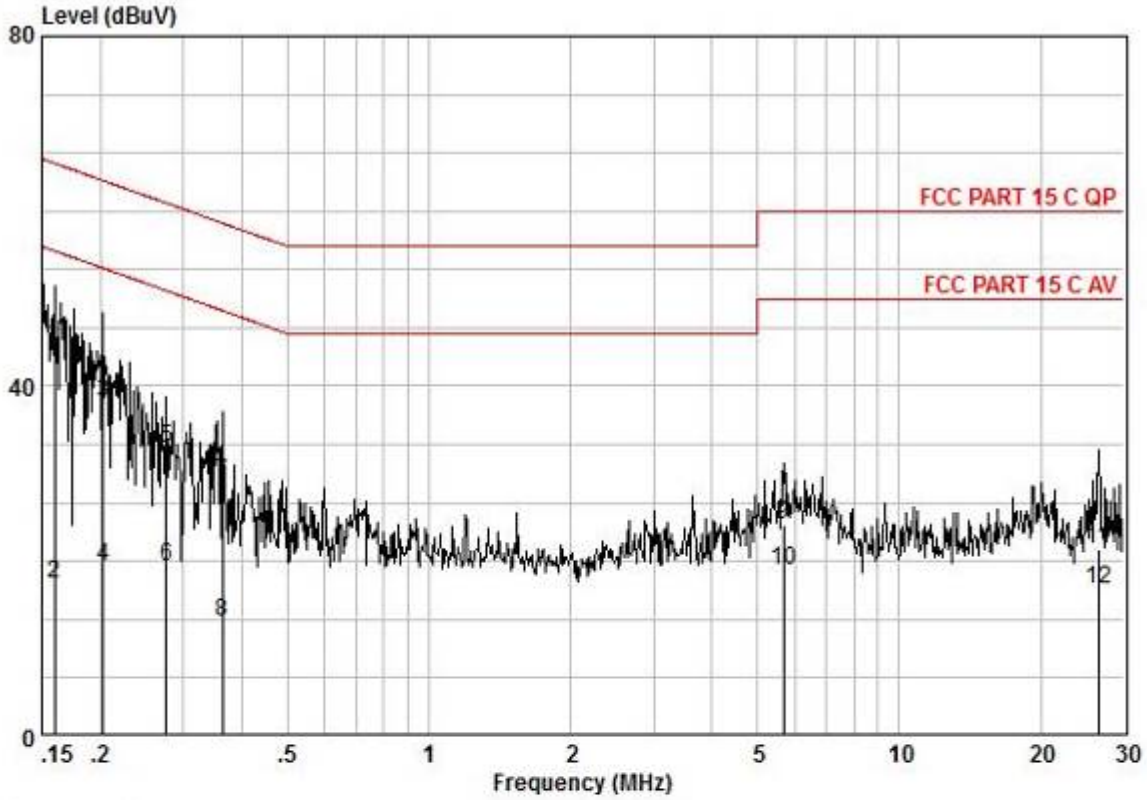

Pol :LIVE
No :
Model :

Frequency MHz	read level dBuV	Cable Loss dB	LISN Factor dB	Measured level dBuV	Limit Line dBuV	Over limit dB	Remark
0.16	34.99	0.10	9.50	44.59	65.47	-20.89	QP
0.16	7.93	0.10	9.50	17.53	55.47	-37.95	AVERAGE
0.20	28.32	0.10	9.62	38.04	63.49	-25.45	QP
0.20	9.78	0.10	9.62	19.50	53.49	-33.99	AVERAGE
0.28	23.12	0.14	9.63	32.89	60.94	-28.05	QP
0.28	9.67	0.14	9.63	19.44	50.94	-31.50	AVERAGE
0.36	19.24	0.17	9.64	29.05	58.65	-29.61	QP
0.36	3.29	0.17	9.64	13.10	48.65	-35.56	AVERAGE
5.68	13.81	0.68	9.63	24.12	60.00	-35.88	QP
5.68	8.56	0.68	9.63	18.87	50.00	-31.13	AVERAGE
26.56	11.04	0.63	9.64	21.31	60.00	-38.69	QP
26.56	6.61	0.63	9.64	16.88	50.00	-33.12	AVERAGE

This document is issued by the Company subject to its General Conditions of Service printed overleaf, available on request or accessible at http://www.sgs.com/en/Terms-and-Conditions.aspx and, for electronic format documents, subject to Terms and Conditions for Electronic Documents at http://www.sgs.com/en/Terms-and-Conditions/Terms-e-Document.aspx. Attention is drawn to the limitation of liability, indemnification and jurisdiction issues defined therein. Any holder of this document is advised that information contained hereon reflects the Company's findings at the time of its intervention only and within the limits of Client's instructions, if any. The Company's sole responsibility is to its Client and this document does not exonerate parties to a transaction from exercising all their rights and obligations under the transaction documents. This document cannot be reproduced except in full, without prior written approval of the Company. Any unauthorized alteration, forgery or falsification of the content or appearance of this document is unlawful and offenders may be prosecuted to the fullest extent of the law. Unless otherwise stated the results shown in this test report refer only to the sample(s) tested and such sample(s) are retained for 30 days only.

Mode:a; Line:Neutral Line

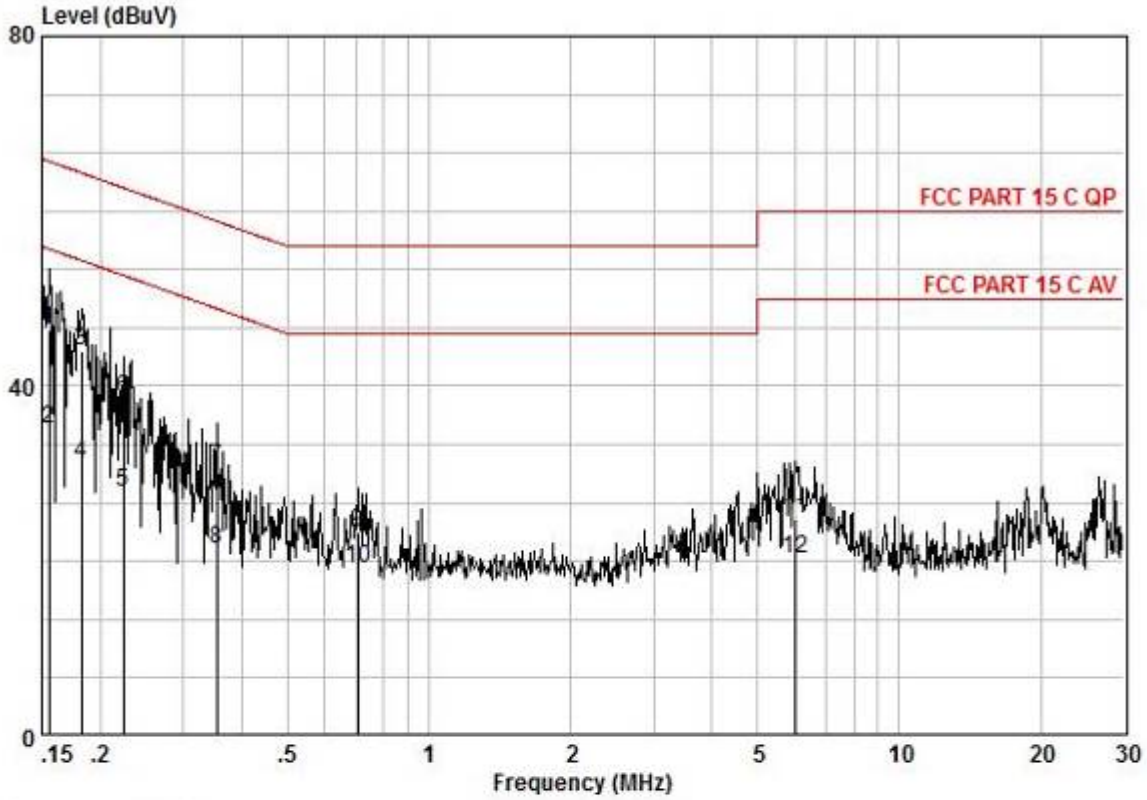

Pol :NEUTRAL
No :
Model :

Frequency MHz	read level dBuV	Cable Loss dB	LISN Factor dB	Measured level dBuV	Limit Line dBuV	Over limit dB	Remark
0.16	37.00	0.10	9.40	46.50	65.69	-19.19	QP
0.16	25.50	0.10	9.40	35.00	55.69	-20.69	AVERAGE
0.18	34.49	0.10	9.52	44.11	64.37	-20.26	QP
0.18	21.45	0.10	9.52	31.07	54.37	-23.30	AVERAGE
0.22	18.30	0.11	9.59	28.00	52.70	-24.70	AVERAGE
0.22	28.82	0.11	9.59	38.52	62.70	-24.18	QP
0.35	21.01	0.16	9.56	30.74	58.87	-28.13	QP
0.35	11.70	0.16	9.56	21.43	48.87	-27.44	AVERAGE
0.70	13.40	0.25	9.59	23.24	56.00	-32.76	QP
0.70	9.34	0.25	9.59	19.18	46.00	-26.82	AVERAGE
6.02	14.49	0.67	9.60	24.76	60.00	-35.24	QP
6.02	10.03	0.67	9.60	20.30	50.00	-29.70	AVERAGE

This document is issued by the Company subject to its General Conditions of Service printed overleaf, available on request or accessible at http://www.sgs.com/en/Terms-and-Conditions.aspx and, for electronic format documents, subject to Terms and Conditions for Electronic Documents at http://www.sgs.com/en/Terms-and-Conditions/Terms-e-Document.aspx. Attention is drawn to the limitation of liability, indemnification and jurisdiction issues defined therein. Any holder of this document is advised that information contained hereon reflects the Company's findings at the time of its intervention only and within the limits of Client's instructions, if any. The Company's sole responsibility is to its Client and this document does not exonerate parties to a transaction from exercising all their rights and obligations under the transaction documents. This document cannot be reproduced except in full, without prior written approval of the Company. Any unauthorized alteration, forgery or falsification of the content or appearance of this document is unlawful and offenders may be prosecuted to the fullest extent of the law. Unless otherwise stated the results shown in this test report refer only to the sample(s) tested and such sample(s) are retained for 30 days only.

7.2 Minimum 6dB Bandwidth

Test Requirement 47 CFR Part 15, Subpart C 15.247a(2)
Test Method: ANSI C63.10 (2013) Section 11.8.1
Limit: ≥500 kHz

7.2.1 E.U.T. Operation

Operating Environment:

Temperature: 23 °C Humidity: 40.2 % RH Atmospheric Pressure: 1020 mbar

Test mode a:TX mode_Keep the EUT in continuously transmitting mode with all modulation types. All data rates for each modulation type have been tested and found the data rate @ 1Mbps is the worst case of IEEE 802.11b; data rate @ 6Mbps is the worst case of IEEE 802.11g; data rate @ 6.5Mbps is the worst case of IEEE 802.11n(HT20); data rate @ 13.5Mbps is the worst case of IEEE 802.11n(HT40). Only the data of worst case is recorded in the report.

7.2.2 Test Setup Diagram

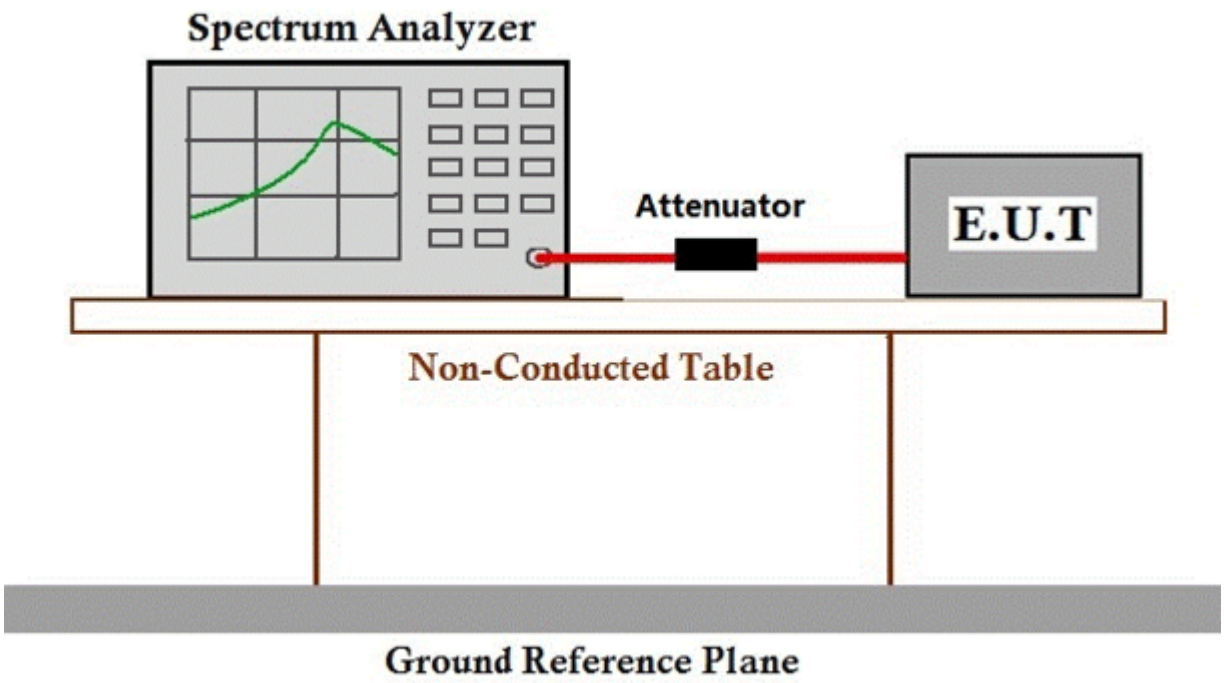

7.2.3 Measurement Procedure and Data

The detailed test data see: Appendix 15.247

This document is issued by the Company subject to its General Conditions of Service printed overleaf, available on request or accessible at http://www.sgs.com/en/Terms-and-Conditions.aspx and, for electronic format documents, subject to Terms and Conditions for Electronic Documents at http://www.sgs.com/en/Terms-and-Conditions/Terms-e-Document.aspx. Attention is drawn to the limitation of liability, indemnification and jurisdiction issues defined therein. Any holder of this document is advised that information contained hereon reflects the Company's findings at the time of its intervention only and within the limits of Client's instructions, if any. The Company's sole responsibility is to its Client and this document does not exonerate parties to a transaction from exercising all their rights and obligations under the transaction documents. This document cannot be reproduced except in full, without prior written approval of the Company. Any unauthorized alteration, forgery or falsification of the content or appearance of this document is unlawful and offenders may be prosecuted to the fullest extent of the law. Unless otherwise stated the results shown in this test report refer only to the sample(s) tested and such sample(s) are retained for 30 days only.

7.3 Conducted Peak Output Power

Test Requirement 47 CFR Part 15, Subpart C 15.247(b)(3)

Test Method: ANSI C63.10 (2013) Section 11.9

Limit:

Frequency range(MHz)	Output power of the intentional radiator(watt)
902-928	1 for ≥50 hopping channels
	0.25 for 25≤ hopping channels <50
	1 for digital modulation
2400-2483.5	1 for ≥75 non-overlapping hopping channels
	0.125 for all other frequency hopping systems
	1 for digital modulation
5725-5850	1 for frequency hopping systems and digital modulation

This document is issued by the Company subject to its General Conditions of Service printed overleaf, available on request or accessible at http://www.sgs.com/en/Terms-and-Conditions.aspx and, for electronic format documents, subject to Terms and Conditions for Electronic Documents at http://www.sgs.com/en/Terms-and-Conditions/Terms-e-Document.aspx. Attention is drawn to the limitation of liability, indemnification and jurisdiction issues defined therein. Any holder of this document is advised that information contained hereon reflects the Company's findings at the time of its intervention only and within the limits of Client's instructions, if any. The Company's sole responsibility is to its Client and this document does not exonerate parties to a transaction from exercising all their rights and obligations under the transaction documents. This document cannot be reproduced except in full, without prior written approval of the Company. Any unauthorized alteration, forgery or falsification of the content or appearance of this document is unlawful and offenders may be prosecuted to the fullest extent of the law. Unless otherwise stated the results shown in this test report refer only to the sample(s) tested and such sample(s) are retained for 30 days only.

7.3.1 E.U.T. Operation

Operating Environment:

Temperature: 23 °C Humidity: 40.1 % RH Atmospheric Pressure: 1020 mbar

Test mode a:TX mode_Keep the EUT in continuously transmitting mode with all modulation types. All data rates for each modulation type have been tested and found the data rate @ 1Mbps is the worst case of IEEE 802.11b; data rate @ 6Mbps is the worst case of IEEE 802.11g; data rate @ 6.5Mbps is the worst case of IEEE 802.11n(HT20); data rate @ 13.5Mbps is the worst case of IEEE 802.11n(HT40). Only the data of worst case is recorded in the report.

7.3.2 Test Setup Diagram

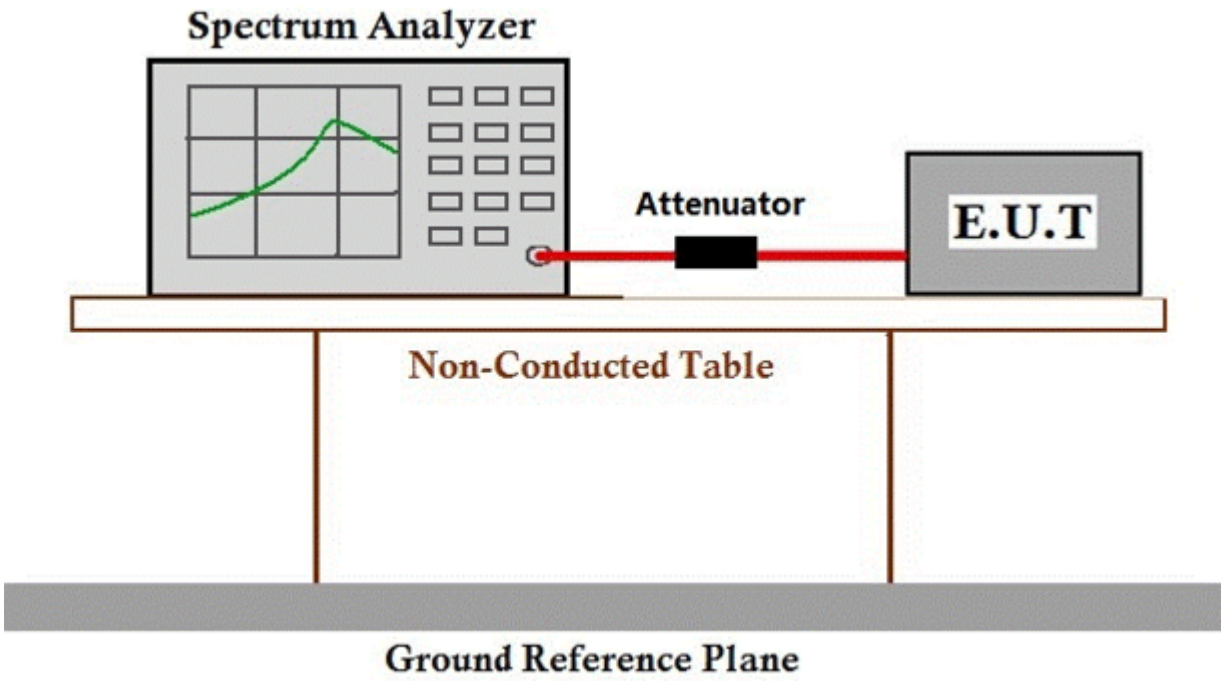

7.3.3 Measurement Procedure and Data

The detailed test data see: Appendix 15.247

This document is issued by the Company subject to its General Conditions of Service printed overleaf, available on request or accessible at http://www.sgs.com/en/Terms-and-Conditions.aspx and, for electronic format documents, subject to Terms and Conditions for Electronic Documents at http://www.sgs.com/en/Terms-and-Conditions/Terms-e-Document.aspx. Attention is drawn to the limitation of liability, indemnification and jurisdiction issues defined therein. Any holder of this document is advised that information contained hereon reflects the Company's findings at the time of its intervention only and within the limits of Client's instructions, if any. The Company's sole responsibility is to its Client and this document does not exonerate parties to a transaction from exercising all their rights and obligations under the transaction documents. This document cannot be reproduced except in full, without prior written approval of the Company. Any unauthorized alteration, forgery or falsification of the content or appearance of this document is unlawful and offenders may be prosecuted to the fullest extent of the law. Unless otherwise stated the results shown in this test report refer only to the sample(s) tested and such sample(s) are retained for 30 days only.

7.4 Power Spectrum Density

Test Requirement 47 CFR Part 15, Subpart C 15.247(e)

Test Method: ANSI C63.10 (2013) Section 11.10.2

Limit: ≤8dBm in any 3 kHz band during any time interval of continuous transmission

7.4.1 E.U.T. Operation

Operating Environment:

Temperature: 23.1 °C Humidity: 40.2 % RH Atmospheric Pressure: 1020 mbar

Test mode a:TX mode_Keep the EUT in continuously transmitting mode with all modulation types. All data rates for each modulation type have been tested and found the data rate @ 1Mbps is the worst case of IEEE 802.11b; data rate @ 6Mbps is the worst case of IEEE 802.11g; data rate @ 6.5Mbps is the worst case of IEEE 802.11n(HT20); data rate @ 13.5Mbps is the worst case of IEEE 802.11n(HT40). Only the data of worst case is recorded in the report.

7.4.2 Test Setup Diagram

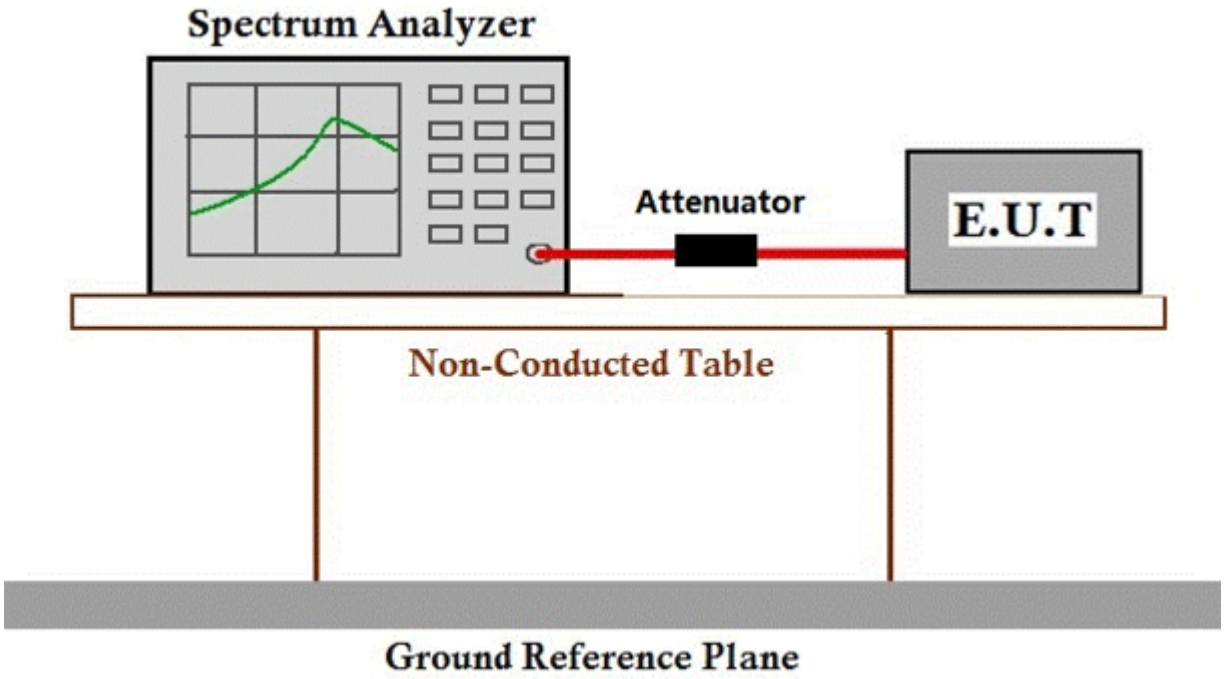

7.4.3 Measurement Procedure and Data

The detailed test data see: Appendix 15.247

This document is issued by the Company subject to its General Conditions of Service printed overleaf, available on request or accessible at http://www.sgs.com/en/Terms-and-Conditions.aspx and, for electronic format documents, subject to Terms and Conditions for Electronic Documents at http://www.sgs.com/en/Terms-and-Conditions/Terms-e-Document.aspx. Attention is drawn to the limitation of liability, indemnification and jurisdiction issues defined therein. Any holder of this document is advised that information contained hereon reflects the Company's findings at the time of its intervention only and within the limits of Client's instructions, if any. The Company's sole responsibility is to its Client and this document does not exonerate parties to a transaction from exercising all their rights and obligations under the transaction documents. This document cannot be reproduced except in full, without prior written approval of the Company. Any unauthorized alteration, forgery or falsification of the content or appearance of this document is unlawful and offenders may be prosecuted to the fullest extent of the law. Unless otherwise stated the results shown in this test report refer only to the sample(s) tested and such sample(s) are retained for 30 days only.

7.5 Conducted Band Edges Measurement

Test Requirement	47 CFR Part 15, Subpart C 15.247(d)
Test Method:	ANSI C63.10 (2013) Section 11.13
Limit:	In any 100 kHz bandwidth outside the frequency band in which the spread spectrum or digitally modulated intentional radiator is operating, the radio frequency power that is produced by the intentional radiator shall be at least 20 dB below that in the 100 kHz bandwidth within the band that contains the highest level of the desired power, based on either an RF conducted or a radiated measurement, provided the transmitter demonstrates compliance with the peak conducted power limits. If the transmitter complies with the conducted power limits based on the use of RMS averaging over a time interval, as permitted under paragraph (b)(3) of this section, the attenuation required under this paragraph shall be 30 dB instead of 20 dB. Attenuation below the general limits specified in §15.209(a) is not required. In addition, radiated emissions which fall in the restricted bands, as defined in §15.205(a), must also comply with the radiated emission limits specified in §15.209(a) (see §15.205(c)

This document is issued by the Company subject to its General Conditions of Service printed overleaf, available on request or accessible at http://www.sgs.com/en/Terms-and-Conditions.aspx and, for electronic format documents, subject to Terms and Conditions for Electronic Documents at http://www.sgs.com/en/Terms-and-Conditions/Terms-e-Document.aspx. Attention is drawn to the limitation of liability, indemnification and jurisdiction issues defined therein. Any holder of this document is advised that information contained hereon reflects the Company's findings at the time of its intervention only and within the limits of Client's instructions, if any. The Company's sole responsibility is to its Client and this document does not exonerate parties to a transaction from exercising all their rights and obligations under the transaction documents. This document cannot be reproduced except in full, without prior written approval of the Company. Any unauthorized alteration, forgery or falsification of the content or appearance of this document is unlawful and offenders may be prosecuted to the fullest extent of the law. Unless otherwise stated the results shown in this test report refer only to the sample(s) tested and such sample(s) are retained for 30 days only.

7.5.1 E.U.T. Operation

Operating Environment:

Temperature: 23 °C Humidity: 40.1 % RH Atmospheric Pressure: 1020 mbar

Test mode a:TX mode_Keep the EUT in continuously transmitting mode with all modulation types. All data rates for each modulation type have been tested and found the data rate @ 1Mbps is the worst case of IEEE 802.11b; data rate @ 6Mbps is the worst case of IEEE 802.11g; data rate @ 6.5Mbps is the worst case of IEEE 802.11n(HT20); data rate @ 13.5Mbps is the worst case of IEEE 802.11n(HT40). Only the data of worst case is recorded in the report.

7.5.2 Test Setup Diagram

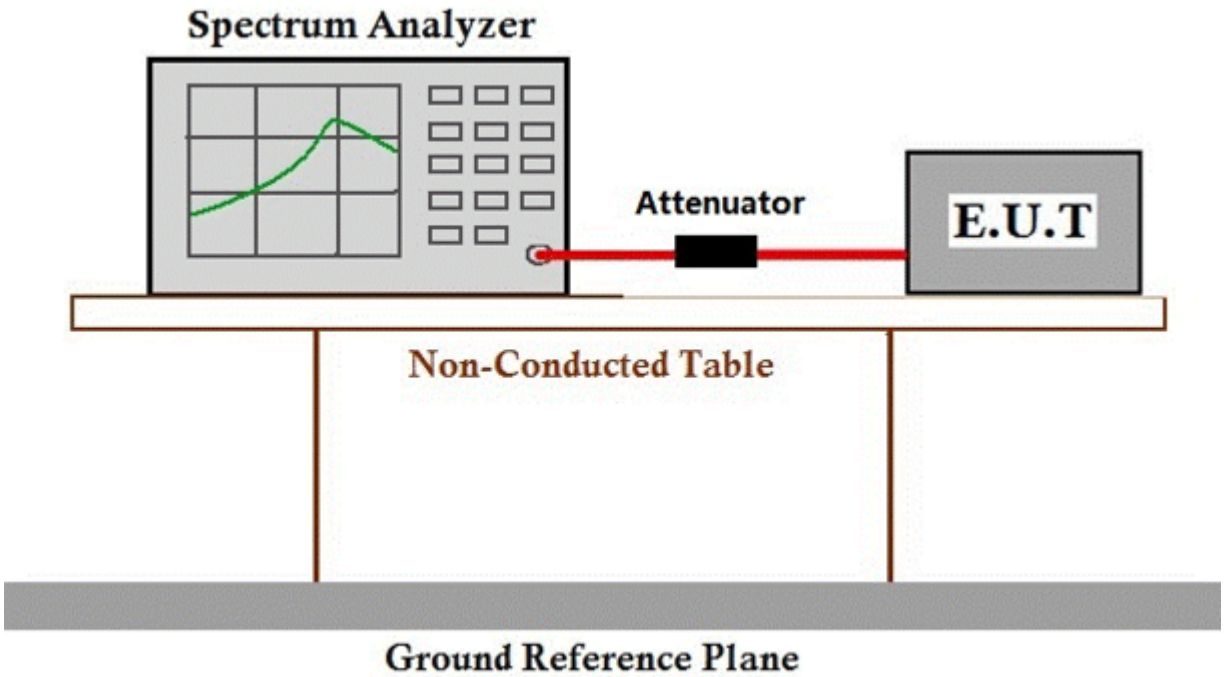

7.5.3 Measurement Procedure and Data

The detailed test data see: Appendix 15.247

This document is issued by the Company subject to its General Conditions of Service printed overleaf, available on request or accessible at http://www.sgs.com/en/Terms-and-Conditions.aspx and, for electronic format documents, subject to Terms and Conditions for Electronic Documents at http://www.sgs.com/en/Terms-and-Conditions/Terms-e-Document.aspx. Attention is drawn to the limitation of liability, indemnification and jurisdiction issues defined therein. Any holder of this document is advised that information contained hereon reflects the Company's findings at the time of its intervention only and within the limits of Client's instructions, if any. The Company's sole responsibility is to its Client and this document does not exonerate parties to a transaction from exercising all their rights and obligations under the transaction documents. This document cannot be reproduced except in full, without prior written approval of the Company. Any unauthorized alteration, forgery or falsification of the content or appearance of this document is unlawful and offenders may be prosecuted to the fullest extent of the law. Unless otherwise stated the results shown in this test report refer only to the sample(s) tested and such sample(s) are retained for 30 days only.

7.6 Conducted Spurious Emissions

Test Requirement	47 CFR Part 15, Subpart C 15.247(d)
Test Method:	ANSI C63.10 (2013) Section 11.11
Limit:	In any 100 kHz bandwidth outside the frequency band in which the spread spectrum or digitally modulated intentional radiator is operating, the radio frequency power that is produced by the intentional radiator shall be at least 20 dB below that in the 100 kHz bandwidth within the band that contains the highest level of the desired power, based on either an RF conducted or a radiated measurement, provided the transmitter demonstrates compliance with the peak conducted power limits. If the transmitter complies with the conducted power limits based on the use of RMS averaging over a time interval, as permitted under paragraph (b)(3) of this section, the attenuation required under this paragraph shall be 30 dB instead of 20 dB. Attenuation below the general limits specified in §15.209(a) is not required. In addition, radiated emissions which fall in the restricted bands, as defined in §15.205(a), must also comply with the radiated emission limits specified in §15.209(a) (see §15.205(c)

This document is issued by the Company subject to its General Conditions of Service printed overleaf, available on request or accessible at http://www.sgs.com/en/Terms-and-Conditions.aspx and, for electronic format documents, subject to Terms and Conditions for Electronic Documents at http://www.sgs.com/en/Terms-and-Conditions/Terms-e-Document.aspx. Attention is drawn to the limitation of liability, indemnification and jurisdiction issues defined therein. Any holder of this document is advised that information contained hereon reflects the Company's findings at the time of its intervention only and within the limits of Client's instructions, if any. The Company's sole responsibility is to its Client and this document does not exonerate parties to a transaction from exercising all their rights and obligations under the transaction documents. This document cannot be reproduced except in full, without prior written approval of the Company. Any unauthorized alteration, forgery or falsification of the content or appearance of this document is unlawful and offenders may be prosecuted to the fullest extent of the law. Unless otherwise stated the results shown in this test report refer only to the sample(s) tested and such sample(s) are retained for 30 days only.

7.6.1 E.U.T. Operation

Operating Environment:

Temperature: 23.5 °C Humidity: 40.5 % RH Atmospheric Pressure: 1020 mbar

Test mode a:TX mode_Keep the EUT in continuously transmitting mode with all modulation types. All data rates for each modulation type have been tested and found the data rate @ 1Mbps is the worst case of IEEE 802.11b; data rate @ 6Mbps is the worst case of IEEE 802.11g; data rate @ 6.5Mbps is the worst case of IEEE 802.11n(HT20); data rate @ 13.5Mbps is the worst case of IEEE 802.11n(HT40). Only the data of worst case is recorded in the report.

7.6.2 Test Setup Diagram

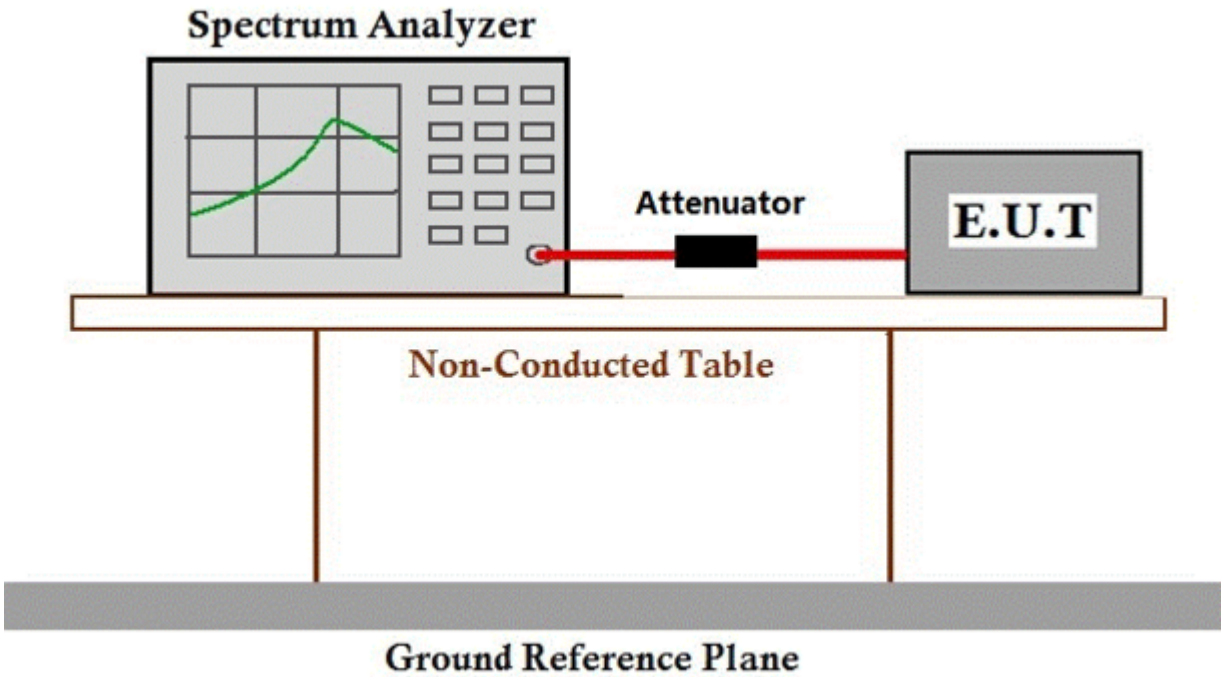

7.6.3 Measurement Procedure and Data

The detailed test data see: Appendix 15.247

This document is issued by the Company subject to its General Conditions of Service printed overleaf, available on request or accessible at http://www.sgs.com/en/Terms-and-Conditions.aspx and, for electronic format documents, subject to Terms and Conditions for Electronic Documents at http://www.sgs.com/en/Terms-and-Conditions/Terms-e-Document.aspx. Attention is drawn to the limitation of liability, indemnification and jurisdiction issues defined therein. Any holder of this document is advised that information contained hereon reflects the Company's findings at the time of its intervention only and within the limits of Client's instructions, if any. The Company's sole responsibility is to its Client and this document does not exonerate parties to a transaction from exercising all their rights and obligations under the transaction documents. This document cannot be reproduced except in full, without prior written approval of the Company. Any unauthorized alteration, forgery or falsification of the content or appearance of this document is unlawful and offenders may be prosecuted to the fullest extent of the law. Unless otherwise stated the results shown in this test report refer only to the sample(s) tested and such sample(s) are retained for 30 days only.

7.7 Radiated Emissions which fall in the restricted bands

Test Requirement 47 CFR Part 15, Subpart C 15.209 & 15.247(d)
Test Method: ANSI C63.10 (2013) Section 11.12
Measurement Distance: 3m
Limit:

Frequency(MHz)	Field strength(microvolts/meter)	Measurement distance(meters)
0.009-0.490	2400/F(kHz)	300
0.490-1.705	24000/F(kHz)	30
1.705-30.0	30	30
30-88	100	3
88-216	150	3
216-960	200	3
Above 960	500	3
Remark: The emission limits shown in the above table are based on measurements employing a CISPR quasi-peak detector except for the frequency bands 9-90kHz, 110-490kHz and above 1000 MHz. Radiated emission limits in these three bands are based on measurements employing an average detector, the peak field strength of any emission shall not exceed the maximum permitted average limits specified above by more than 20 dB under any condition of modulation.		

This document is issued by the Company subject to its General Conditions of Service printed overleaf, available on request or accessible at http://www.sgs.com/en/Terms-and-Conditions.aspx and, for electronic format documents, subject to Terms and Conditions for Electronic Documents at http://www.sgs.com/en/Terms-and-Conditions/Terms-e-Document.aspx. Attention is drawn to the limitation of liability, indemnification and jurisdiction issues defined therein. Any holder of this document is advised that information contained hereon reflects the Company's findings at the time of its intervention only and within the limits of Client's instructions, if any. The Company's sole responsibility is to its Client and this document does not exonerate parties to a transaction from exercising all their rights and obligations under the transaction documents. This document cannot be reproduced except in full, without prior written approval of the Company. Any unauthorized alteration, forgery or falsification of the content or appearance of this document is unlawful and offenders may be prosecuted to the fullest extent of the law. Unless otherwise stated the results shown in this test report refer only to the sample(s) tested and such sample(s) are retained for 30 days only.

7.7.1 E.U.T. Operation

Operating Environment:

Temperature: 23.2 °C Humidity: 57.9 % RH Atmospheric Pressure: 1020 mbar

Test mode a:TX mode_Keep the EUT in continuously transmitting mode with all modulation types. All data rates for each modulation type have been tested and found the data rate @ 1Mbps is the worst case of IEEE 802.11b; data rate @ 6Mbps is the worst case of IEEE 802.11g; data rate @ 6.5Mbps is the worst case of IEEE 802.11n(HT20); data rate @ 13.5Mbps is the worst case of IEEE 802.11n(HT40). Only the data of worst case is recorded in the report.

7.7.2 Test Setup Diagram

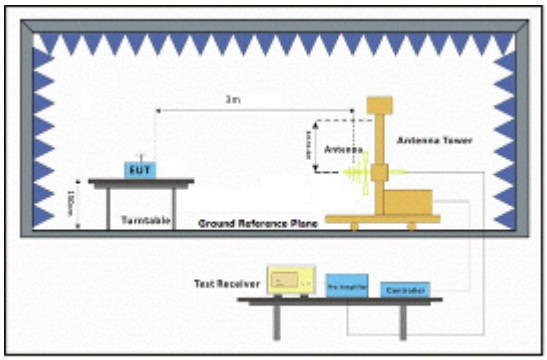

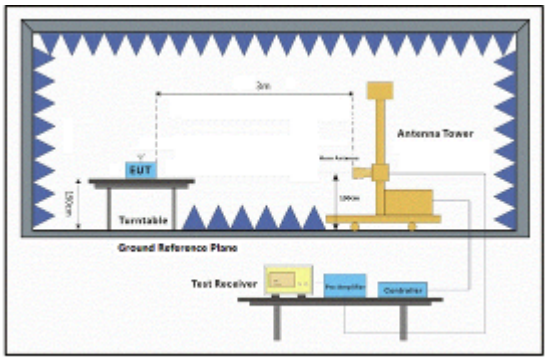

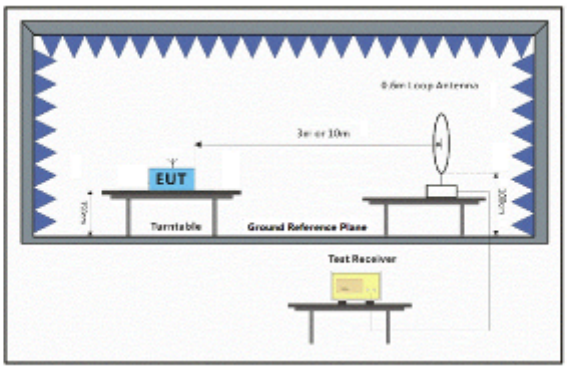

This document is issued by the Company subject to its General Conditions of Service printed overleaf, available on request or accessible at http://www.sgs.com/en/Terms-and-Conditions.aspx and, for electronic format documents, subject to Terms and Conditions for Electronic Documents at http://www.sgs.com/en/Terms-and-Conditions/Terms-e-Document.aspx. Attention is drawn to the limitation of liability, indemnification and jurisdiction issues defined therein. Any holder of this document is advised that information contained hereon reflects the Company's findings at the time of its intervention only and within the limits of Client's instructions, if any. The Company's sole responsibility is to its Client and this document does not exonerate parties to a transaction from exercising all their rights and obligations under the transaction documents. This document cannot be reproduced except in full, without prior written approval of the Company. Any unauthorized alteration, forgery or falsification of the content or appearance of this document is unlawful and offenders may be prosecuted to the fullest extent of the law. Unless otherwise stated the results shown in this test report refer only to the sample(s) tested and such sample(s) are retained for 30 days only.

7.7.3 Measurement Procedure and Data

a. For below 1GHz, the EUT was placed on the top of a rotating table 0.8 meters above the ground at a 3 or 10 meter semi-anechoic chamber. The table was rotated 360 degrees to determine the position of the highest radiation.

b. For above 1GHz, the EUT was placed on the top of a rotating table 1.5 meters above the ground at a 3 meter fully-anechoic chamber. The table was rotated 360 degrees to determine the position of the highest radiation.

c. The EUT was set 3 or 10 meters away from the interference-receiving antenna, which was mounted on the top of a variable-height antenna tower.

d. The antenna height is varied from one meter to four meters above the ground to determine the maximum value of the field strength. Both horizontal and vertical polarizations of the antenna are set to make the measurement.

e. For each suspected emission, the EUT was arranged to its worst case and then the antenna was tuned to heights from 1 meter to 4 meters (for the test frequency of below 30MHz, the antenna was tuned to heights 1 meter) and the rotatable table was turned from 0 degrees to 360 degrees to find the maximum reading.

f. The test-receiver system was set to Peak Detect Function and Specified Bandwidth with Maximum Hold Mode.

g. If the emission level of the EUT in peak mode was 10dB lower than the limit specified, then testing could be stopped and the peak values of the EUT would be reported. Otherwise the emissions that did not have 10dB margin would be re-tested one by one using peak, quasi-peak or average method as specified and then reported in a data sheet.

h. Test the EUT in the lowest channel, the middle channel, the Highest channel.

i. The radiation measurements are performed in X, Y, Z axis positioning for Transmitting mode, and found the X axis positioning which it is the worst case.

j. Repeat above procedures until all frequencies measured was complete.

Remark 1: Level= Read Level+ Cable Loss+ Antenna Factor- Preamp Factor

Remark 2: For frequencies above 1GHz, the field strength limits are based on average limits. However, the peak field strength of any emission shall not exceed the maximum permitted average limits specified above by more than 20 dB under any condition of modulation. For the emissions whose peak level is lower than the average limit, only the peak measurement is shown in the report.

This document is issued by the Company subject to its General Conditions of Service printed overleaf, available on request or accessible at http://www.sgs.com/en/Terms-and-Conditions.aspx and, for electronic format documents, subject to Terms and Conditions for Electronic Documents at http://www.sgs.com/en/Terms-and-Conditions/Terms-e-Document.aspx. Attention is drawn to the limitation of liability, indemnification and jurisdiction issues defined therein. Any holder of this document is advised that information contained hereon reflects the Company's findings at the time of its intervention only and within the limits of Client's instructions, if any. The Company's sole responsibility is to its Client and this document does not exonerate parties to a transaction from exercising all their rights and obligations under the transaction documents. This document cannot be reproduced except in full, without prior written approval of the Company. Any unauthorized alteration, forgery or falsification of the content or appearance of this document is unlawful and offenders may be prosecuted to the fullest extent of the law. Unless otherwise stated the results shown in this test report refer only to the sample(s) tested and such sample(s) are retained for 30 days only.

Mode:a; Polarization:Horizontal; Modulation:b; bandwidth:20MHz; Channel:Low

	Freq	Read Level	Anterna Factor	Cable Loss	Preamp Factor	Level	Limit Line	Over Limit	Pol/Phase
	MHz	dBm	dB/m	dB	dB	dBm	dBm	dB	
1	2310.00	39.78	26.25	5.03	37.44	33.62	54.00	-20.38	HORIZONTAL
2	2310.00	47.71	26.25	5.03	37.44	41.55	74.00	-32.45	HORIZONTAL
3	2390.00	43.32	26.43	4.88	37.42	37.21	54.00	-16.79	HORIZONTAL
4	2390.00	49.48	26.43	4.88	37.42	43.37	74.00	-30.63	HORIZONTAL
5	2483.50	41.33	26.58	5.23	37.40	35.74	54.00	-18.26	HORIZONTAL
6	2483.50	46.04	26.58	5.23	37.40	40.45	74.00	-33.55	HORIZONTAL
7	2500.00	41.90	26.60	4.95	37.39	36.06	54.00	-17.94	HORIZONTAL
8	2500.00	47.09	26.60	4.95	37.39	41.25	74.00	-32.75	HORIZONTAL

Mode:a; Polarization:Vertical; Modulation:b; bandwidth:20MHz; Channel:Low

	Freq	Read Level	Anterna Factor	Cable Loss	Preamp Factor	Level	Limit Line	Over Limit	Pol/Phase
	MHz	dBm	dB/m	dB	dB	dBm	dBm	dB	
1	2310.00	41.00	26.25	5.03	37.44	34.84	54.00	-19.16	VERTICAL
2	2310.00	45.83	26.25	5.03	37.44	39.67	74.00	-34.33	VERTICAL
3	2390.00	43.99	26.43	4.88	37.42	37.88	54.00	-16.12	VERTICAL
4	2390.00	47.99	26.43	4.88	37.42	41.88	74.00	-32.12	VERTICAL
5	2483.50	41.29	26.58	5.23	37.40	35.70	54.00	-18.30	VERTICAL
6	2483.50	46.28	26.58	5.23	37.40	40.69	74.00	-33.31	VERTICAL
7	2500.00	40.73	26.60	4.95	37.39	34.89	54.00	-19.11	VERTICAL
8	2500.00	46.48	26.60	4.95	37.39	40.64	74.00	-33.36	VERTICAL

This document is issued by the Company subject to its General Conditions of Service printed overleaf, available on request or accessible at http://www.sgs.com/en/Terms-and-Conditions.aspx and, for electronic format documents, subject to Terms and Conditions for Electronic Documents at http://www.sgs.com/en/Terms-and-Conditions/Terms-e-Document.aspx. Attention is drawn to the limitation of liability, indemnification and jurisdiction issues defined therein. Any holder of this document is advised that information contained hereon reflects the Company's findings at the time of its intervention only and within the limits of Client's instructions, if any. The Company's sole responsibility is to its Client and this document does not exonerate parties to a transaction from exercising all their rights and obligations under the transaction documents. This document cannot be reproduced except in full, without prior written approval of the Company. Any unauthorized alteration, forgery or falsification of the content or appearance of this document is unlawful and offenders may be prosecuted to the fullest extent of the law. Unless otherwise stated the results shown in this test report refer only to the sample(s) tested and such sample(s) are retained for 30 days only.

Mode:a; Polarization:Horizontal; Modulation:b; bandwidth:20MHz; Channel:High

	Freq	Read Level	Anterna Factor	Cable Loss	Preamp Factor	Level	Limit Line	Over Limit	Pol/Phase
	MHz	dBm	dB/m	dB	dB	dBm	dBm	dB	
1	2310.00	40.13	26.25	5.03	37.44	33.97	54.00	-20.03	HORIZONTAL
2	2310.00	44.51	26.25	5.03	37.44	38.35	74.00	-35.65	HORIZONTAL
3	2390.00	41.70	26.43	4.88	37.42	35.59	54.00	-18.41	HORIZONTAL
4	2390.00	45.47	26.43	4.88	37.42	39.36	74.00	-34.64	HORIZONTAL
5	2483.50	42.95	26.58	5.23	37.40	37.36	54.00	-16.64	HORIZONTAL
6	2483.50	47.60	26.58	5.23	37.40	42.01	74.00	-31.99	HORIZONTAL
7	2500.00	39.74	26.60	4.95	37.39	33.90	54.00	-20.10	HORIZONTAL
8	2500.00	45.28	26.60	4.95	37.39	39.44	74.00	-34.56	HORIZONTAL

Mode:a; Polarization:Vertical; Modulation:b; bandwidth:20MHz; Channel:High

	Freq	Read Level	Anterna Factor	Cable Loss	Preamp Factor	Level	Limit Line	Over Limit	Pol/Phase
	MHz	dBm	dB/m	dB	dB	dBm	dBm	dB	
1	2310.00	39.75	26.25	5.03	37.44	33.59	54.00	-20.41	VERTICAL
2	2310.00	44.26	26.25	5.03	37.44	38.10	74.00	-35.90	VERTICAL
3	2390.00	38.26	26.43	4.88	37.42	32.15	54.00	-21.85	VERTICAL
4	2390.00	43.48	26.43	4.88	37.42	37.37	74.00	-36.63	VERTICAL
5	2483.50	43.94	26.58	5.23	37.40	38.35	54.00	-15.65	VERTICAL
6	2483.50	50.86	26.58	5.23	37.40	45.27	74.00	-28.73	VERTICAL
7	2500.00	40.34	26.60	4.95	37.39	34.50	54.00	-19.50	VERTICAL
8	2500.00	45.11	26.60	4.95	37.39	39.27	74.00	-34.73	VERTICAL

This document is issued by the Company subject to its General Conditions of Service printed overleaf, available on request or accessible at http://www.sgs.com/en/Terms-and-Conditions.aspx and, for electronic format documents, subject to Terms and Conditions for Electronic Documents at http://www.sgs.com/en/Terms-and-Conditions/Terms-e-Document.aspx. Attention is drawn to the limitation of liability, indemnification and jurisdiction issues defined therein. Any holder of this document is advised that information contained hereon reflects the Company's findings at the time of its intervention only and within the limits of Client's instructions, if any. The Company's sole responsibility is to its Client and this document does not exonerate parties to a transaction from exercising all their rights and obligations under the transaction documents. This document cannot be reproduced except in full, without prior written approval of the Company. Any unauthorized alteration, forgery or falsification of the content or appearance of this document is unlawful and offenders may be prosecuted to the fullest extent of the law. Unless otherwise stated the results shown in this test report refer only to the sample(s) tested and such sample(s) are retained for 30 days only.

Mode:a; Polarization:Horizontal; Modulation:g; bandwidth:20MHz; Channel:Low

	Freq	Read Level	Antenna Factor	Cable Loss	Preamp Factor	Level	Limit Line	Over Limit	Pol/Phase
	MHz	dBm	dB/m	dB	dB	dBm	dBm	dB	
1	2310.00	40.42	26.25	5.03	37.44	34.26	54.00	-19.74	HORIZONTAL
2	2310.00	46.11	26.25	5.03	37.44	39.95	74.00	-34.05	HORIZONTAL
3	2390.00	53.07	26.43	4.88	37.42	46.96	54.00	-7.04	HORIZONTAL
4	2390.00	66.40	26.43	4.88	37.42	60.29	74.00	-13.71	HORIZONTAL
5	2483.50	41.55	26.58	5.23	37.40	35.96	54.00	-18.04	HORIZONTAL
6	2483.50	47.04	26.58	5.23	37.40	41.45	74.00	-32.55	HORIZONTAL
7	2500.00	41.05	26.60	4.95	37.39	35.21	54.00	-18.79	HORIZONTAL
8	2500.00	47.22	26.60	4.95	37.39	41.38	74.00	-32.62	HORIZONTAL

Mode:a; Polarization:Vertical; Modulation:g; bandwidth:20MHz; Channel:Low

	Freq	Read Level	Antenna Factor	Cable Loss	Preamp Factor	Level	Limit Line	Over Limit	Pol/Phase
	MHz	dBm	dB/m	dB	dB	dBm	dBm	dB	
1	2310.00	41.76	26.25	5.03	37.44	35.60	54.00	-18.40	VERTICAL
2	2310.00	46.63	26.25	5.03	37.44	40.47	74.00	-33.53	VERTICAL
3	2390.00	55.02	26.43	4.88	37.42	48.91	54.00	-5.09	VERTICAL
4	2390.00	62.69	26.43	4.88	37.42	56.58	74.00	-17.42	VERTICAL
5	2483.50	39.96	26.58	5.23	37.40	34.37	54.00	-19.63	VERTICAL
6	2483.50	45.30	26.58	5.23	37.40	39.71	74.00	-34.29	VERTICAL
7	2500.00	40.78	26.60	4.95	37.39	34.94	54.00	-19.06	VERTICAL
8	2500.00	46.01	26.60	4.95	37.39	40.17	74.00	-33.83	VERTICAL

This document is issued by the Company subject to its General Conditions of Service printed overleaf, available on request or accessible at http://www.sgs.com/en/Terms-and-Conditions.aspx and, for electronic format documents, subject to Terms and Conditions for Electronic Documents at http://www.sgs.com/en/Terms-and-Conditions/Terms-e-Document.aspx. Attention is drawn to the limitation of liability, indemnification and jurisdiction issues defined therein. Any holder of this document is advised that information contained hereon reflects the Company's findings at the time of its intervention only and within the limits of Client's instructions, if any. The Company's sole responsibility is to its Client and this document does not exonerate parties to a transaction from exercising all their rights and obligations under the transaction documents. This document cannot be reproduced except in full, without prior written approval of the Company. Any unauthorized alteration, forgery or falsification of the content or appearance of this document is unlawful and offenders may be prosecuted to the fullest extent of the law. Unless otherwise stated the results shown in this test report refer only to the sample(s) tested and such sample(s) are retained for 30 days only.

Mode:a; Polarization:Horizontal; Modulation:g; bandwidth:20MHz; Channel:High

	Freq	Read Level	Antenna Factor	Cable Loss	Preamp Factor	Level	Limit Line	Over Limit	Pol/Phase
	MHz	dBm	dB/m	dB	dB	dBm	dBm	dB	
1	2310.00	40.47	26.25	5.03	37.44	34.31	54.00	-19.69	HORIZONTAL
2	2310.00	45.75	26.25	5.03	37.44	39.59	74.00	-34.41	HORIZONTAL
3	2390.00	40.02	26.43	4.88	37.42	33.91	54.00	-20.09	HORIZONTAL
4	2390.00	45.66	26.43	4.88	37.42	39.55	74.00	-34.45	HORIZONTAL
5	2483.50	54.26	26.58	5.23	37.40	48.67	54.00	-5.33	HORIZONTAL
6	2483.50	66.53	26.58	5.23	37.40	60.94	74.00	-13.06	HORIZONTAL
7	2500.00	49.51	26.60	4.95	37.39	43.67	54.00	-10.33	HORIZONTAL
8	2500.00	54.54	26.60	4.95	37.39	48.70	74.00	-25.30	HORIZONTAL

Mode:a; Polarization:Vertical; Modulation:g; bandwidth:20MHz; Channel:High

	Freq	Read Level	Antenna Factor	Cable Loss	Preamp Factor	Level	Limit Line	Over Limit	Pol/Phase
	MHz	dBm	dB/m	dB	dB	dBm	dBm	dB	
1	2310.00	41.41	26.25	5.03	37.44	35.25	54.00	-18.75	VERTICAL
2	2310.00	45.16	26.25	5.03	37.44	39.00	74.00	-35.00	VERTICAL
3	2390.00	40.83	26.43	4.88	37.42	34.72	54.00	-19.28	VERTICAL
4	2390.00	45.79	26.43	4.88	37.42	39.68	74.00	-34.32	VERTICAL
5	2483.50	55.94	26.58	5.23	37.40	50.35	54.00	-3.65	VERTICAL
6	2483.50	62.93	26.58	5.23	37.40	57.34	74.00	-16.66	VERTICAL
7	2500.00	40.59	26.60	4.95	37.39	34.75	54.00	-19.25	VERTICAL
8	2500.00	53.60	26.60	4.95	37.39	47.76	74.00	-26.24	VERTICAL

This document is issued by the Company subject to its General Conditions of Service printed overleaf, available on request or accessible at http://www.sgs.com/en/Terms-and-Conditions.aspx and, for electronic format documents, subject to Terms and Conditions for Electronic Documents at http://www.sgs.com/en/Terms-and-Conditions/Terms-e-Document.aspx. Attention is drawn to the limitation of liability, indemnification and jurisdiction issues defined therein. Any holder of this document is advised that information contained hereon reflects the Company's findings at the time of its intervention only and within the limits of Client's instructions, if any. The Company's sole responsibility is to its Client and this document does not exonerate parties to a transaction from exercising all their rights and obligations under the transaction documents. This document cannot be reproduced except in full, without prior written approval of the Company. Any unauthorized alteration, forgery or falsification of the content or appearance of this document is unlawful and offenders may be prosecuted to the fullest extent of the law. Unless otherwise stated the results shown in this test report refer only to the sample(s) tested and such sample(s) are retained for 30 days only.

Mode:a; Polarization:Horizontal; Modulation:n; bandwidth:20MHz; Channel:Low

	Freq	Read Level	Antenna Factor	Cable Loss	Preamp Factor	Level	Limit Line	Over Limit	Pol/Phase
	MHz	dBm	dB/m	dB	dB	dBm	dBm	dB	
1	2310.00	40.08	26.25	5.03	37.44	33.92	54.00	-20.08	HORIZONTAL
2	2310.00	45.50	26.25	5.03	37.44	39.34	74.00	-34.66	HORIZONTAL
3	2390.00	54.07	26.43	4.88	37.42	47.96	54.00	-6.04	HORIZONTAL
4	2390.00	65.81	26.43	4.88	37.42	59.70	74.00	-14.30	HORIZONTAL
5	2483.50	39.71	26.58	5.23	37.40	34.12	54.00	-19.88	HORIZONTAL
6	2483.50	46.77	26.58	5.23	37.40	41.18	74.00	-32.82	HORIZONTAL
7	2500.00	37.37	26.60	4.95	37.39	31.53	54.00	-22.47	HORIZONTAL
8	2500.00	45.43	26.60	4.95	37.39	39.59	74.00	-34.41	HORIZONTAL

Mode:a; Polarization:Vertical; Modulation:n; bandwidth:20MHz; Channel:Low

	Freq	Read Level	Antenna Factor	Cable Loss	Preamp Factor	Level	Limit Line	Over Limit	Pol/Phase
	MHz	dBm	dB/m	dB	dB	dBm	dBm	dB	
1	2310.00	41.83	26.25	5.03	37.44	35.67	54.00	-18.33	VERTICAL
2	2310.00	46.62	26.25	5.03	37.44	40.46	74.00	-33.54	VERTICAL
3	2390.00	52.76	26.43	4.88	37.42	46.65	54.00	-7.35	VERTICAL
4	2390.00	61.97	26.43	4.88	37.42	55.86	74.00	-18.14	VERTICAL
5	2483.50	40.23	26.58	5.23	37.40	34.64	54.00	-19.36	VERTICAL
6	2483.50	47.29	26.58	5.23	37.40	41.70	74.00	-32.30	VERTICAL
7	2500.00	40.23	26.60	4.95	37.39	34.39	54.00	-19.61	VERTICAL
8	2500.00	47.02	26.60	4.95	37.39	41.18	74.00	-32.82	VERTICAL

This document is issued by the Company subject to its General Conditions of Service printed overleaf, available on request or accessible at http://www.sgs.com/en/Terms-and-Conditions.aspx and, for electronic format documents, subject to Terms and Conditions for Electronic Documents at http://www.sgs.com/en/Terms-and-Conditions/Terms-e-Document.aspx. Attention is drawn to the limitation of liability, indemnification and jurisdiction issues defined therein. Any holder of this document is advised that information contained hereon reflects the Company's findings at the time of its intervention only and within the limits of Client's instructions, if any. The Company's sole responsibility is to its Client and this document does not exonerate parties to a transaction from exercising all their rights and obligations under the transaction documents. This document cannot be reproduced except in full, without prior written approval of the Company. Any unauthorized alteration, forgery or falsification of the content or appearance of this document is unlawful and offenders may be prosecuted to the fullest extent of the law. Unless otherwise stated the results shown in this test report refer only to the sample(s) tested and such sample(s) are retained for 30 days only.

Mode:a; Polarization:Horizontal; Modulation:n; bandwidth:20MHz; Channel:High

	Freq	Read Level	Antenna Factor	Cable Loss	Preamp Factor	Level	Limit Line	Over Limit	Pol/Phase
	MHz	dBm	dB/m	dB	dB	dBm	dBm	dB	
1	2310.00	40.06	26.25	5.03	37.44	33.90	54.00	-20.10	HORIZONTAL
2	2310.00	46.27	26.25	5.03	37.44	40.11	74.00	-33.89	HORIZONTAL
3	2390.00	41.63	26.43	4.88	37.42	35.52	54.00	-18.48	HORIZONTAL
4	2390.00	47.09	26.43	4.88	37.42	40.98	74.00	-33.02	HORIZONTAL
5	2483.50	52.27	26.58	5.23	37.40	46.68	54.00	-7.32	HORIZONTAL
6	2483.50	66.57	26.58	5.23	37.40	60.98	74.00	-13.02	HORIZONTAL
7	2500.00	48.30	26.60	4.95	37.39	42.46	54.00	-11.54	HORIZONTAL
8	2500.00	57.33	26.60	4.95	37.39	51.49	74.00	-22.51	HORIZONTAL

Mode:a; Polarization:Vertical; Modulation:n; bandwidth:20MHz; Channel:High

	Freq	Read Level	Antenna Factor	Cable Loss	Preamp Factor	Level	Limit Line	Over Limit	Pol/Phase
	MHz	dBm	dB/m	dB	dB	dBm	dBm	dB	
1	2310.00	38.09	26.25	5.03	37.44	31.93	54.00	-22.07	VERTICAL
2	2310.00	45.19	26.25	5.03	37.44	39.03	74.00	-34.97	VERTICAL
3	2390.00	39.32	26.43	4.88	37.42	33.21	54.00	-20.79	VERTICAL
4	2390.00	45.13	26.43	4.88	37.42	39.02	74.00	-34.98	VERTICAL
5	2483.50	54.28	26.58	5.23	37.40	48.69	54.00	-5.31	VERTICAL
6	2483.50	64.83	26.58	5.23	37.40	59.24	74.00	-14.76	VERTICAL
7	2500.00	41.17	26.60	4.95	37.39	35.33	54.00	-18.67	VERTICAL
8	2500.00	53.49	26.60	4.95	37.39	47.65	74.00	-26.35	VERTICAL

This document is issued by the Company subject to its General Conditions of Service printed overleaf, available on request or accessible at http://www.sgs.com/en/Terms-and-Conditions.aspx and, for electronic format documents, subject to Terms and Conditions for Electronic Documents at http://www.sgs.com/en/Terms-and-Conditions/Terms-e-Document.aspx. Attention is drawn to the limitation of liability, indemnification and jurisdiction issues defined therein. Any holder of this document is advised that information contained hereon reflects the Company's findings at the time of its intervention only and within the limits of Client's instructions, if any. The Company's sole responsibility is to its Client and this document does not exonerate parties to a transaction from exercising all their rights and obligations under the transaction documents. This document cannot be reproduced except in full, without prior written approval of the Company. Any unauthorized alteration, forgery or falsification of the content or appearance of this document is unlawful and offenders may be prosecuted to the fullest extent of the law. Unless otherwise stated the results shown in this test report refer only to the sample(s) tested and such sample(s) are retained for 30 days only.

Mode:a; Polarization:Horizontal; Modulation:n; bandwidth:40MHz; Channel:Low

	Freq	Read Level	Anterna Factor	Cable Loss	Preamp Factor	Level	Limit Line	Over Limit	Pol/Phase
	MHz	dBm	dB/m	dB	dB	dBm	dBm	dB	
1	2310.00	40.42	26.25	5.03	37.44	34.26	54.00	-19.74	HORIZONTAL
2	2310.00	46.97	26.25	5.03	37.44	40.81	74.00	-33.19	HORIZONTAL
3	2390.00	55.21	26.43	4.88	37.42	49.10	54.00	-4.90	HORIZONTAL
4	2390.00	65.37	26.43	4.88	37.42	59.26	74.00	-14.74	HORIZONTAL
5	2483.50	51.25	26.58	5.23	37.40	45.66	54.00	-8.34	HORIZONTAL
6	2483.50	59.15	26.58	5.23	37.40	53.56	74.00	-20.44	HORIZONTAL
7	2500.00	45.69	26.60	4.95	37.39	39.85	54.00	-14.15	HORIZONTAL
8	2500.00	51.67	26.60	4.95	37.39	45.83	74.00	-28.17	HORIZONTAL

Mode:a; Polarization:Vertical; Modulation:n; bandwidth:40MHz; Channel:Low

	Freq	Read Level	Anterna Factor	Cable Loss	Preamp Factor	Level	Limit Line	Over Limit	Pol/Phase
	MHz	dBm	dB/m	dB	dB	dBm	dBm	dB	
1	2310.00	43.33	26.25	5.03	37.44	37.17	54.00	-16.83	VERTICAL
2	2310.00	48.93	26.25	5.03	37.44	42.77	74.00	-31.23	VERTICAL
3	2390.00	49.19	26.43	4.88	37.42	43.08	54.00	-10.92	VERTICAL
4	2390.00	60.15	26.43	4.88	37.42	54.04	74.00	-19.96	VERTICAL
5	2483.50	45.14	26.58	5.23	37.40	39.55	54.00	-14.45	VERTICAL
6	2483.50	50.70	26.58	5.23	37.40	45.11	74.00	-28.89	VERTICAL
7	2500.00	42.07	26.60	4.95	37.39	36.23	54.00	-17.77	VERTICAL
8	2500.00	46.86	26.60	4.95	37.39	41.02	74.00	-32.98	VERTICAL

This document is issued by the Company subject to its General Conditions of Service printed overleaf, available on request or accessible at http://www.sgs.com/en/Terms-and-Conditions.aspx and, for electronic format documents, subject to Terms and Conditions for Electronic Documents at http://www.sgs.com/en/Terms-and-Conditions/Terms-e-Document.aspx. Attention is drawn to the limitation of liability, indemnification and jurisdiction issues defined therein. Any holder of this document is advised that information contained hereon reflects the Company's findings at the time of its intervention only and within the limits of Client's instructions, if any. The Company's sole responsibility is to its Client and this document does not exonerate parties to a transaction from exercising all their rights and obligations under the transaction documents. This document cannot be reproduced except in full, without prior written approval of the Company. Any unauthorized alteration, forgery or falsification of the content or appearance of this document is unlawful and offenders may be prosecuted to the fullest extent of the law. Unless otherwise stated the results shown in this test report refer only to the sample(s) tested and such sample(s) are retained for 30 days only.

Mode:a; Polarization:Horizontal; Modulation:n; bandwidth:40MHz; Channel:High

	Freq	Read Level	Antenna Factor	Cable Loss	Preamp Factor	Level	Limit Line	Over Limit	Pol/Phase
	MHz	dBm	dB/m	dB	dB	dBm	dBm	dB	
1	2310.00	41.30	26.25	5.03	37.44	35.14	54.00	-18.86	HORIZONTAL
2	2310.00	46.60	26.25	5.03	37.44	40.44	74.00	-33.56	HORIZONTAL
3	2390.00	47.34	26.43	4.88	37.42	41.23	54.00	-12.77	HORIZONTAL
4	2390.00	54.92	26.43	4.88	37.42	48.81	74.00	-25.19	HORIZONTAL
5	2483.50	54.89	26.58	5.23	37.40	49.30	54.00	-4.70	HORIZONTAL
6	2483.50	66.57	26.58	5.23	37.40	60.98	74.00	-13.02	HORIZONTAL
7	2500.00	53.49	26.60	4.95	37.39	47.65	54.00	-6.35	HORIZONTAL
8	2500.00	60.48	26.60	4.95	37.39	54.64	74.00	-19.36	HORIZONTAL

Mode:a; Polarization:Vertical; Modulation:n; bandwidth:40MHz; Channel:High

	Freq	Read Level	Antenna Factor	Cable Loss	Preamp Factor	Level	Limit Line	Over Limit	Pol/Phase
	MHz	dBm	dB/m	dB	dB	dBm	dBm	dB	
1	2310.00	40.55	26.25	5.03	37.44	34.39	54.00	-19.61	VERTICAL
2	2310.00	46.51	26.25	5.03	37.44	40.35	74.00	-33.65	VERTICAL
3	2390.00	45.24	26.43	4.88	37.42	39.13	54.00	-14.87	VERTICAL
4	2390.00	51.03	26.43	4.88	37.42	44.92	74.00	-29.08	VERTICAL
5	2483.50	52.11	26.58	5.23	37.40	46.52	54.00	-7.48	VERTICAL
6	2483.50	64.42	26.58	5.23	37.40	58.83	74.00	-15.17	VERTICAL
7	2500.00	50.70	26.60	4.95	37.39	44.86	54.00	-9.14	VERTICAL
8	2500.00	58.15	26.60	4.95	37.39	52.31	74.00	-21.69	VERTICAL

This document is issued by the Company subject to its General Conditions of Service printed overleaf, available on request or accessible at http://www.sgs.com/en/Terms-and-Conditions.aspx and, for electronic format documents, subject to Terms and Conditions for Electronic Documents at http://www.sgs.com/en/Terms-and-Conditions/Terms-e-Document.aspx. Attention is drawn to the limitation of liability, indemnification and jurisdiction issues defined therein. Any holder of this document is advised that information contained hereon reflects the Company's findings at the time of its intervention only and within the limits of Client's instructions, if any. The Company's sole responsibility is to its Client and this document does not exonerate parties to a transaction from exercising all their rights and obligations under the transaction documents. This document cannot be reproduced except in full, without prior written approval of the Company. Any unauthorized alteration, forgery or falsification of the content or appearance of this document is unlawful and offenders may be prosecuted to the fullest extent of the law. Unless otherwise stated the results shown in this test report refer only to the sample(s) tested and such sample(s) are retained for 30 days only.

7.8 Radiated Spurious Emissions

Test Requirement 47 CFR Part 15, Subpart C 15.209 & 15.247(d)
Test Method: ANSI C63.10 (2013) Section 11.11
Measurement Distance: 3m
Limit:

Frequency(MHz)	Field strength(microvolts/meter)	Measurement distance(meters)
0.009-0.490	2400/F(kHz)	300
0.490-1.705	24000/F(kHz)	30
1.705-30.0	30	30
30-88	100	3
88-216	150	3
216-960	200	3
Above 960	500	3
Remark: The emission limits shown in the above table are based on measurements employing a CISPR quasi-peak detector except for the frequency bands 9-90kHz, 110-490kHz and above 1000 MHz.		

This document is issued by the Company subject to its General Conditions of Service printed overleaf, available on request or accessible at http://www.sgs.com/en/Terms-and-Conditions.aspx and, for electronic format documents, subject to Terms and Conditions for Electronic Documents at http://www.sgs.com/en/Terms-and-Conditions/Terms-e-Document.aspx. Attention is drawn to the limitation of liability, indemnification and jurisdiction issues defined therein. Any holder of this document is advised that information contained hereon reflects the Company's findings at the time of its intervention only and within the limits of Client's instructions, if any. The Company's sole responsibility is to its Client and this document does not exonerate parties to a transaction from exercising all their rights and obligations under the transaction documents. This document cannot be reproduced except in full, without prior written approval of the Company. Any unauthorized alteration, forgery or falsification of the content or appearance of this document is unlawful and offenders may be prosecuted to the fullest extent of the law. Unless otherwise stated the results shown in this test report refer only to the sample(s) tested and such sample(s) are retained for 30 days only.

7.8.1 E.U.T. Operation

Operating Environment:

Temperature: 23.2 °C Humidity: 57.9 % RH Atmospheric Pressure: 1020 mbar

Test mode a:TX mode_Keep the EUT in continuously transmitting mode with all modulation types. All data rates for each modulation type have been tested and found the data rate @ 1Mbps is the worst case of IEEE 802.11b; data rate @ 6Mbps is the worst case of IEEE 802.11g; data rate @ 6.5Mbps is the worst case of IEEE 802.11n(HT20); data rate @ 13.5Mbps is the worst case of IEEE 802.11n(HT40). Only the data of worst case is recorded in the report.

7.8.2 Test Setup Diagram

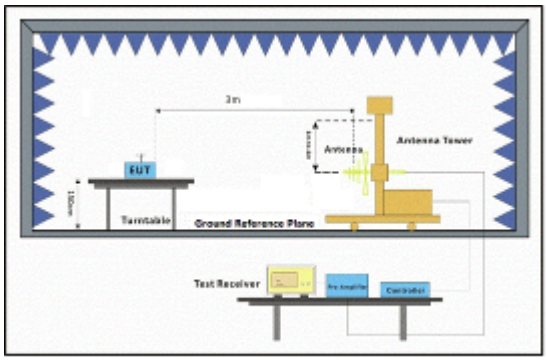

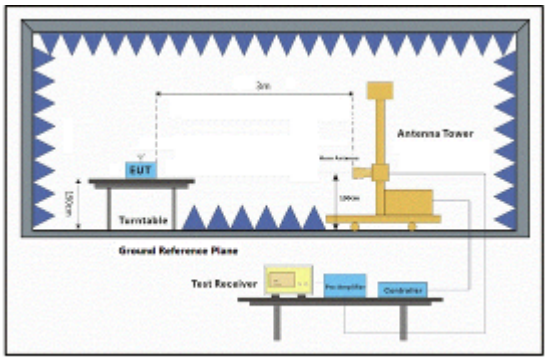

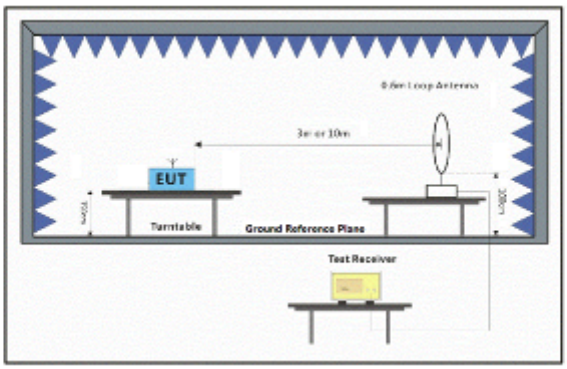

This document is issued by the Company subject to its General Conditions of Service printed overleaf, available on request or accessible at http://www.sgs.com/en/Terms-and-Conditions.aspx and, for electronic format documents, subject to Terms and Conditions for Electronic Documents at http://www.sgs.com/en/Terms-and-Conditions/Terms-e-Document.aspx. Attention is drawn to the limitation of liability, indemnification and jurisdiction issues defined therein. Any holder of this document is advised that information contained hereon reflects the Company's findings at the time of its intervention only and within the limits of Client's instructions, if any. The Company's sole responsibility is to its Client and this document does not exonerate parties to a transaction from exercising all their rights and obligations under the transaction documents. This document cannot be reproduced except in full, without prior written approval of the Company. Any unauthorized alteration, forgery or falsification of the content or appearance of this document is unlawful and offenders may be prosecuted to the fullest extent of the law. Unless otherwise stated the results shown in this test report refer only to the sample(s) tested and such sample(s) are retained for 30 days only.

7.8.3 Measurement Procedure and Data

a. For below 1GHz, the EUT was placed on the top of a rotating table 0.8 meters above the ground at a 3 or 10 meter semi-anechoic chamber. The table was rotated 360 degrees to determine the position of the highest radiation.

b. For above 1GHz, the EUT was placed on the top of a rotating table 1.5 meters above the ground at a 3 meter fully-anechoic chamber. The table was rotated 360 degrees to determine the position of the highest radiation.

c. The EUT was set 3 or 10 meters away from the interference-receiving antenna, which was mounted on the top of a variable-height antenna tower.

d. The antenna height is varied from one meter to four meters above the ground to determine the maximum value of the field strength. Both horizontal and vertical polarizations of the antenna are set to make the measurement.

e. For each suspected emission, the EUT was arranged to its worst case and then the antenna was tuned to heights from 1 meter to 4 meters (for the test frequency of below 30MHz, the antenna was tuned to heights 1 meter) and the rotatable table was turned from 0 degrees to 360 degrees to find the maximum reading.

f. The test-receiver system was set to Peak Detect Function and Specified Bandwidth with Maximum Hold Mode.

g. If the emission level of the EUT in peak mode was 10dB lower than the limit specified, then testing could be stopped and the peak values of the EUT would be reported. Otherwise the emissions that did not have 10dB margin would be re-tested one by one using peak, quasi-peak or average method as specified and then reported in a data sheet.

h. Test the EUT in the lowest channel, the middle channel, the Highest channel.

i. The radiation measurements are performed in X, Y, Z axis positioning for Transmitting mode, and found the X axis positioning which it is the worst case.

j. Repeat above procedures until all frequencies measured was complete.

Remark:

1) For emission below 1GHz, through pre-scan found the worst case is the lowest channel. Only the worst case is recorded in the report.

2) The field strength is calculated by adding the Antenna Factor, Cable Factor & Preamplifier. The basic equation with a sample calculation is as follows:

Final Test Level =Receiver Reading + Antenna Factor + Cable Factor – Preamplifier Factor

3) Scan from 9kHz to 25GHz, the disturbance above 18GHz and below 30MHz was very low. The points marked on above plots are the highest emissions could be found when testing, so only above points had been displayed. The amplitude of spurious emissions from the radiator which are attenuated more than 20dB below the limit need not be reported.

4) For frequencies above 1GHz, the field strength limits are based on average limits. However, the peak field strength of any emission shall not exceed the maximum permitted average limits specified above by more than 20 dB under any condition of modulation. For the emissions whose peak level is lower than the average limit, only the peak measurement is shown

This document is issued by the Company subject to its General Conditions of Service printed overleaf, available on request or accessible at http://www.sgs.com/en/Terms-and-Conditions.aspx and, for electronic format documents, subject to Terms and Conditions for Electronic Documents at http://www.sgs.com/en/Terms-and-Conditions/Terms-e-Document.aspx. Attention is drawn to the limitation of liability, indemnification and jurisdiction issues defined therein. Any holder of this document is advised that information contained hereon reflects the Company's findings at the time of its intervention only and within the limits of Client's instructions, if any. The Company's sole responsibility is to its Client and this document does not exonerate parties to a transaction from exercising all their rights and obligations under the transaction documents. This document cannot be reproduced except in full, without prior written approval of the Company. Any unauthorized alteration, forgery or falsification of the content or appearance of this document is unlawful and offenders may be prosecuted to the fullest extent of the law. Unless otherwise stated the results shown in this test report refer only to the sample(s) tested and such sample(s) are retained for 30 days only.

Mode:a; Polarization:Horizontal; Modulation:b; bandwidth:20MHz; Channel:Low

	Freq	Read Level	Anterna Factor	Cable Loss	Preamp Factor	Level	Limit Line	Over Limit	Pol/Phase
	MHz	dBm	dB/m	dB	dB	dBm	dBm	dB	
1	38.75	43.65	12.58	0.54	23.51	33.26	40.00	-6.74	HORIZONTAL
2	49.71	41.73	12.99	0.61	24.85	30.48	40.00	-9.52	HORIZONTAL
3	101.64	54.11	9.71	0.85	27.19	37.48	43.50	-6.02	HORIZONTAL
4	197.89	54.29	11.30	1.20	28.35	38.44	43.50	-5.06	HORIZONTAL
5	408.95	39.62	16.50	2.14	29.73	28.53	46.00	-17.47	HORIZONTAL
6	580.70	44.74	20.33	1.89	29.19	37.77	46.00	-8.23	HORIZONTAL

Mode:a; Polarization:Horizontal; Modulation:b; bandwidth:20MHz; Channel:Low

	Freq	Read Level	Anterna Factor	Cable Loss	Preamp Factor	Level	Limit Line	Over Limit	Pol/Phase
	MHz	dBm	dB/m	dB	dB	dBm	dBm	dB	
1	2648.66	41.78	26.91	5.00	37.33	36.36	54.00	-17.64	HORIZONTAL
2	2648.66	45.00	26.91	5.00	37.33	39.58	74.00	-34.42	HORIZONTAL
3	3060.49	40.90	27.90	4.98	37.05	36.73	54.00	-17.27	HORIZONTAL
4	3060.49	45.53	27.90	4.98	37.05	41.36	74.00	-32.64	HORIZONTAL
5	4824.81	40.27	30.82	6.01	36.94	40.16	54.00	-13.84	HORIZONTAL
6	4824.81	44.59	30.82	6.01	36.94	44.48	74.00	-29.52	HORIZONTAL
7	7236.30	33.83	35.55	7.35	36.93	39.80	54.00	-14.20	HORIZONTAL
8	7236.30	38.09	35.55	7.35	36.93	44.06	74.00	-29.94	HORIZONTAL
9	9648.52	38.19	37.54	8.18	37.08	46.83	54.00	-7.17	HORIZONTAL
10	9648.52	43.02	37.54	8.18	37.08	51.66	74.00	-22.34	HORIZONTAL
11	12060.65	41.27	39.46	10.71	37.17	54.27	74.00	-19.73	HORIZONTAL
12	12060.65	32.24	39.46	10.71	37.17	45.24	54.00	-8.76	HORIZONTAL

This document is issued by the Company subject to its General Conditions of Service printed overleaf, available on request or accessible at http://www.sgs.com/en/Terms-and-Conditions.aspx and, for electronic format documents, subject to Terms and Conditions for Electronic Documents at http://www.sgs.com/en/Terms-and-Conditions/Terms-e-Document.aspx. Attention is drawn to the limitation of liability, indemnification and jurisdiction issues defined therein. Any holder of this document is advised that information contained hereon reflects the Company's findings at the time of its intervention only and within the limits of Client's instructions, if any. The Company's sole responsibility is to its Client and this document does not exonerate parties to a transaction from exercising all their rights and obligations under the transaction documents. This document cannot be reproduced except in full, without prior written approval of the Company. Any unauthorized alteration, forgery or falsification of the content or appearance of this document is unlawful and offenders may be prosecuted to the fullest extent of the law. Unless otherwise stated the results shown in this test report refer only to the sample(s) tested and such sample(s) are retained for 30 days only.

Mode:a; Polarization:Vertical; Modulation:b; bandwidth:20MHz; Channel:Low

	Freq	Read Level	Anterna Factor	Cable Loss	Preamp Factor	Level	Limit Line	Over Limit	Pol/Phase
	MHz	dBm	dB/m	dB	dB	dBm	dBm	dB	
1	48.50	46.47	12.97	0.63	24.78	35.29	40.00	-4.71	VERTICAL
2	101.64	52.95	9.71	0.85	27.19	36.32	43.50	-7.18	VERTICAL
3	183.20	47.14	12.52	1.32	28.11	32.87	43.50	-10.63	VERTICAL
4	198.59	54.48	11.27	1.19	28.37	38.57	43.50	-4.93	VERTICAL
5	355.43	41.15	15.59	1.99	29.52	29.21	46.00	-16.79	VERTICAL
6	455.91	39.64	17.59	1.96	29.47	29.72	46.00	-16.28	VERTICAL

Mode:a; Polarization:Vertical; Modulation:b; bandwidth:20MHz; Channel:Low

	Freq	Read Level	Anterna Factor	Cable Loss	Preamp Factor	Level	Limit Line	Over Limit	Pol/Phase
	MHz	dBm	dB/m	dB	dB	dBm	dBm	dB	
1	2734.23	41.70	27.25	4.79	37.28	36.46	54.00	-17.54	VERTICAL
2	2734.23	44.95	27.25	4.79	37.28	39.71	74.00	-34.29	VERTICAL
3	3567.14	41.13	28.06	6.28	36.94	38.53	54.00	-15.47	VERTICAL
4	3567.14	45.74	28.06	6.28	36.94	43.14	74.00	-30.86	VERTICAL
5	4824.11	41.96	30.82	6.01	36.94	41.85	54.00	-12.15	VERTICAL
6	4824.11	47.60	30.82	6.01	36.94	47.49	74.00	-26.51	VERTICAL
7	7236.21	36.48	35.55	7.35	36.93	42.45	54.00	-11.55	VERTICAL
8	7236.21	41.76	35.55	7.35	36.93	47.73	74.00	-26.27	VERTICAL
9	9648.85	37.50	37.54	8.18	37.08	46.14	54.00	-7.86	VERTICAL
10	9648.85	42.37	37.54	8.18	37.08	51.01	74.00	-22.99	VERTICAL
11	12060.35	33.61	39.46	10.71	37.17	46.61	54.00	-7.39	VERTICAL
12	12060.35	42.96	39.46	10.71	37.17	55.96	74.00	-18.04	VERTICAL

This document is issued by the Company subject to its General Conditions of Service printed overleaf, available on request or accessible at http://www.sgs.com/en/Terms-and-Conditions.aspx and, for electronic format documents, subject to Terms and Conditions for Electronic Documents at http://www.sgs.com/en/Terms-and-Conditions/Terms-e-Document.aspx. Attention is drawn to the limitation of liability, indemnification and jurisdiction issues defined therein. Any holder of this document is advised that information contained hereon reflects the Company's findings at the time of its intervention only and within the limits of Client's instructions, if any. The Company's sole responsibility is to its Client and this document does not exonerate parties to a transaction from exercising all their rights and obligations under the transaction documents. This document cannot be reproduced except in full, without prior written approval of the Company. Any unauthorized alteration, forgery or falsification of the content or appearance of this document is unlawful and offenders may be prosecuted to the fullest extent of the law. Unless otherwise stated the results shown in this test report refer only to the sample(s) tested and such sample(s) are retained for 30 days only.

Mode:a; Polarization:Horizontal; Modulation:b; bandwidth:20MHz; Channel:middle

	Freq	Read Level	Anterna Factor	Cable Loss	Preamp Factor	Level	Limit Line	Over Limit	Pol/Phase
	MHz	dBm	dB/m	dB	dB	dBm	dBm	dB	
1	2664.02	40.83	26.95	4.95	37.33	35.40	54.00	-18.60	HORIZONTAL
2	2664.02	44.38	26.95	4.95	37.33	38.95	74.00	-35.05	HORIZONTAL
3	3233.26	41.23	27.90	5.87	37.00	38.00	54.00	-16.00	HORIZONTAL
4	3233.26	45.15	27.90	5.87	37.00	41.92	74.00	-32.08	HORIZONTAL
5	4884.19	39.09	30.95	6.86	36.95	39.95	54.00	-14.05	HORIZONTAL
6	4884.19	43.83	30.95	6.86	36.95	44.69	74.00	-29.31	HORIZONTAL
7	7326.63	36.62	35.74	7.39	36.92	42.83	54.00	-11.17	HORIZONTAL
8	7326.63	40.31	35.74	7.39	36.92	46.52	74.00	-27.48	HORIZONTAL
9	9768.27	38.49	37.74	8.37	37.09	47.51	54.00	-6.49	HORIZONTAL
10	9768.27	43.35	37.74	8.37	37.09	52.37	74.00	-21.63	HORIZONTAL
11	12210.93	35.40	39.21	10.98	37.06	48.53	54.00	-5.47	HORIZONTAL
12	12210.93	42.44	39.21	10.98	37.06	55.57	74.00	-18.43	HORIZONTAL

Mode:a; Polarization:Vertical; Modulation:b; bandwidth:20MHz; Channel:middle

	Freq	Read Level	Anterna Factor	Cable Loss	Preamp Factor	Level	Limit Line	Over Limit	Pol/Phase
	MHz	dBm	dB/m	dB	dB	dBm	dBm	dB	
1	2758.04	37.80	27.37	4.75	37.27	32.65	54.00	-21.35	VERTICAL
2	2758.04	43.43	27.37	4.75	37.27	38.28	74.00	-35.72	VERTICAL
3	4145.66	38.64	29.64	6.76	36.90	38.14	54.00	-15.86	VERTICAL
4	4145.66	44.12	29.64	6.76	36.90	43.62	74.00	-30.38	VERTICAL
5	4884.98	37.49	30.95	6.86	36.95	38.35	54.00	-15.65	VERTICAL
6	4884.98	44.19	30.95	6.86	36.95	45.05	74.00	-28.95	VERTICAL
7	7326.46	35.89	35.74	7.39	36.92	42.10	54.00	-11.90	VERTICAL
8	7326.46	43.93	35.74	7.39	36.92	50.14	74.00	-23.86	VERTICAL
9	9768.35	35.57	37.74	8.37	37.09	44.59	54.00	-9.41	VERTICAL
10	9768.35	43.36	37.74	8.37	37.09	52.38	74.00	-21.62	VERTICAL
11	12210.97	33.58	39.21	10.98	37.06	46.71	54.00	-7.29	VERTICAL
12	12210.97	41.10	39.21	10.98	37.06	54.23	74.00	-19.77	VERTICAL

This document is issued by the Company subject to its General Conditions of Service printed overleaf, available on request or accessible at http://www.sgs.com/en/Terms-and-Conditions.aspx and, for electronic format documents, subject to Terms and Conditions for Electronic Documents at http://www.sgs.com/en/Terms-and-Conditions/Terms-e-Document.aspx. Attention is drawn to the limitation of liability, indemnification and jurisdiction issues defined therein. Any holder of this document is advised that information contained hereon reflects the Company's findings at the time of its intervention only and within the limits of Client's instructions, if any. The Company's sole responsibility is to its Client and this document does not exonerate parties to a transaction from exercising all their rights and obligations under the transaction documents. This document cannot be reproduced except in full, without prior written approval of the Company. Any unauthorized alteration, forgery or falsification of the content or appearance of this document is unlawful and offenders may be prosecuted to the fullest extent of the law. Unless otherwise stated the results shown in this test report refer only to the sample(s) tested and such sample(s) are retained for 30 days only.

Mode:a; Polarization:Horizontal; Modulation:b; bandwidth:20MHz; Channel:High

	Freq	Read Level	Anterna Factor	Cable Loss	Preamp Factor	Level	Limit Line	Over Limit	Pol/Phase
	MHz	dBm	dB/m	dB	dB	dBm	dBm	dB	
1	2798.19	40.29	27.52	4.69	37.23	35.27	54.00	-18.73	HORIZONTAL
2	2798.19	45.37	27.52	4.69	37.23	40.35	74.00	-33.65	HORIZONTAL
3	3347.37	40.27	27.90	5.57	36.98	36.76	54.00	-17.24	HORIZONTAL
4	3347.37	46.23	27.90	5.57	36.98	42.72	74.00	-31.28	HORIZONTAL
5	4924.98	39.23	31.01	7.49	36.95	40.78	54.00	-13.22	HORIZONTAL
6	4924.98	45.45	31.01	7.49	36.95	47.00	74.00	-27.00	HORIZONTAL
7	7386.44	36.67	35.85	7.42	36.92	43.02	54.00	-10.98	HORIZONTAL
8	7386.44	40.54	35.85	7.42	36.92	46.89	74.00	-27.11	HORIZONTAL
9	9848.98	37.85	37.82	8.46	37.09	47.04	54.00	-6.96	HORIZONTAL
10	9848.98	44.30	37.82	8.46	37.09	53.49	74.00	-20.51	HORIZONTAL
11	12310.27	34.87	39.03	11.10	36.97	48.03	54.00	-5.97	HORIZONTAL
12	12310.27	42.82	39.03	11.10	36.97	55.98	74.00	-18.02	HORIZONTAL

Mode:a; Polarization:Vertical; Modulation:b; bandwidth:20MHz; Channel:High

	Freq	Read Level	Anterna Factor	Cable Loss	Preamp Factor	Level	Limit Line	Over Limit	Pol/Phase
	MHz	dBm	dB/m	dB	dB	dBm	dBm	dB	
1	2742.14	41.02	27.29	4.78	37.28	35.81	54.00	-18.19	VERTICAL
2	2742.14	45.09	27.29	4.78	37.28	39.88	74.00	-34.12	VERTICAL
3	3526.13	39.09	27.96	6.11	36.95	36.21	54.00	-17.79	VERTICAL
4	3526.13	44.69	27.96	6.11	36.95	41.81	74.00	-32.19	VERTICAL
5	4924.15	36.88	31.01	7.49	36.95	38.43	54.00	-15.57	VERTICAL
6	4924.15	41.59	31.01	7.49	36.95	43.14	74.00	-30.86	VERTICAL
7	7386.03	37.83	35.85	7.42	36.92	44.18	54.00	-9.82	VERTICAL
8	7386.03	41.22	35.85	7.42	36.92	47.57	74.00	-26.43	VERTICAL
9	9848.58	36.76	37.82	8.46	37.09	45.95	54.00	-8.05	VERTICAL
10	9848.58	42.15	37.82	8.46	37.09	51.34	74.00	-22.66	VERTICAL
11	12310.20	37.12	39.03	11.10	36.97	50.28	54.00	-3.72	VERTICAL
12	12310.20	42.41	39.03	11.10	36.97	55.57	74.00	-18.43	VERTICAL

This document is issued by the Company subject to its General Conditions of Service printed overleaf, available on request or accessible at http://www.sgs.com/en/Terms-and-Conditions.aspx and, for electronic format documents, subject to Terms and Conditions for Electronic Documents at http://www.sgs.com/en/Terms-and-Conditions/Terms-e-Document.aspx. Attention is drawn to the limitation of liability, indemnification and jurisdiction issues defined therein. Any holder of this document is advised that information contained hereon reflects the Company's findings at the time of its intervention only and within the limits of Client's instructions, if any. The Company's sole responsibility is to its Client and this document does not exonerate parties to a transaction from exercising all their rights and obligations under the transaction documents. This document cannot be reproduced except in full, without prior written approval of the Company. Any unauthorized alteration, forgery or falsification of the content or appearance of this document is unlawful and offenders may be prosecuted to the fullest extent of the law. Unless otherwise stated the results shown in this test report refer only to the sample(s) tested and such sample(s) are retained for 30 days only.

Mode:a; Polarization:Horizontal; Modulation:g; bandwidth:20MHz; Channel:Low

	Freq	Read Level	Anterna Factor	Cable Loss	Preamp Factor	Level	Limit Line	Over Limit	Pol/Phase
	MHz	dBm	dB/m	dB	dB	dBm	dBm	dB	
1	42.60	31.88	12.68	0.66	24.12	21.10	40.00	-18.90	HORIZONTAL
2	74.66	32.77	9.75	0.77	25.74	17.55	40.00	-22.45	HORIZONTAL
3	104.54	49.56	9.93	0.86	27.32	33.03	43.50	-10.47	HORIZONTAL
4	151.07	38.07	13.29	1.19	28.12	24.43	43.50	-19.07	HORIZONTAL
5	206.40	50.88	11.29	1.09	28.56	34.70	43.50	-8.80	HORIZONTAL
6	292.06	34.23	13.85	1.76	29.03	20.81	46.00	-25.19	HORIZONTAL

Mode:a; Polarization:Horizontal; Modulation:g; bandwidth:20MHz; Channel:Low

	Freq	Read Level	Anterna Factor	Cable Loss	Preamp Factor	Level	Limit Line	Over Limit	Pol/Phase
	MHz	dBm	dB/m	dB	dB	dBm	dBm	dB	
1	2905.33	43.88	27.76	4.85	37.13	39.36	54.00	-14.64	HORIZONTAL
2	2905.33	49.89	27.76	4.85	37.13	45.37	74.00	-28.63	HORIZONTAL
3	3682.37	39.39	28.43	7.03	36.93	37.92	54.00	-16.08	HORIZONTAL
4	3682.37	44.70	28.43	7.03	36.93	43.23	74.00	-30.77	HORIZONTAL
5	4824.28	39.44	30.82	6.01	36.94	39.33	54.00	-14.67	HORIZONTAL
6	4824.28	44.64	30.82	6.01	36.94	44.53	74.00	-29.47	HORIZONTAL
7	7236.27	37.48	35.55	7.35	36.93	43.45	54.00	-10.55	HORIZONTAL
8	7236.27	43.62	35.55	7.35	36.93	49.59	74.00	-24.41	HORIZONTAL
9	9648.66	38.92	37.54	8.18	37.08	47.56	54.00	-6.44	HORIZONTAL
10	9648.66	43.39	37.54	8.18	37.08	52.03	74.00	-21.97	HORIZONTAL
11	12060.13	34.49	39.46	10.71	37.17	47.49	54.00	-6.51	HORIZONTAL
12	12060.13	43.96	39.46	10.71	37.17	56.96	74.00	-17.04	HORIZONTAL

This document is issued by the Company subject to its General Conditions of Service printed overleaf, available on request or accessible at http://www.sgs.com/en/Terms-and-Conditions.aspx and, for electronic format documents, subject to Terms and Conditions for Electronic Documents at http://www.sgs.com/en/Terms-and-Conditions/Terms-e-Document.aspx. Attention is drawn to the limitation of liability, indemnification and jurisdiction issues defined therein. Any holder of this document is advised that information contained hereon reflects the Company's findings at the time of its intervention only and within the limits of Client's instructions, if any. The Company's sole responsibility is to its Client and this document does not exonerate parties to a transaction from exercising all their rights and obligations under the transaction documents. This document cannot be reproduced except in full, without prior written approval of the Company. Any unauthorized alteration, forgery or falsification of the content or appearance of this document is unlawful and offenders may be prosecuted to the fullest extent of the law. Unless otherwise stated the results shown in this test report refer only to the sample(s) tested and such sample(s) are retained for 30 days only.

Mode:a; Polarization:Vertical; Modulation:g; bandwidth:20MHz; Channel:Low

	Freq	Read Level	Anterna Factor	Cable Loss	Preamp Factor	Level	Limit Line	Over Limit	Pol/Phase
	MHz	dBm	dB/m	dB	dB	dBm	dBm	dB	
1	49.36	43.81	12.99	0.61	24.83	32.58	40.00	-7.42	VERTICAL
2	79.52	40.16	8.58	0.83	25.99	23.58	40.00	-16.42	VERTICAL
3	104.54	42.73	9.93	0.86	27.32	26.20	43.50	-17.30	VERTICAL
4	143.33	32.34	13.14	1.07	28.15	18.40	43.50	-25.10	VERTICAL
5	225.31	50.64	11.72	1.15	28.83	34.68	46.00	-11.32	VERTICAL
6	351.71	36.98	15.45	1.97	29.51	24.89	46.00	-21.11	VERTICAL

Mode:a; Polarization:Vertical; Modulation:g; bandwidth:20MHz; Channel:Low

	Freq	Read Level	Anterna Factor	Cable Loss	Preamp Factor	Level	Limit Line	Over Limit	Pol/Phase
	MHz	dBm	dB/m	dB	dB	dBm	dBm	dB	
1	2528.96	40.27	26.65	4.99	37.38	34.53	54.00	-19.47	VERTICAL
2	2528.96	46.84	26.65	4.99	37.38	41.10	74.00	-32.90	VERTICAL
3	3233.26	41.15	27.90	5.87	37.00	37.92	54.00	-16.08	VERTICAL
4	3233.26	46.54	27.90	5.87	37.00	43.31	74.00	-30.69	VERTICAL
5	4828.40	37.23	30.85	6.15	36.94	37.29	54.00	-16.71	VERTICAL
6	4828.40	43.86	30.85	6.15	36.94	43.92	74.00	-30.08	VERTICAL
7	7236.52	33.60	35.55	7.35	36.93	39.57	54.00	-14.43	VERTICAL
8	7236.52	39.67	35.55	7.35	36.93	45.64	74.00	-28.36	VERTICAL
9	9648.38	34.34	37.54	8.18	37.08	42.98	54.00	-11.02	VERTICAL
10	9648.38	41.99	37.54	8.18	37.08	50.63	74.00	-23.37	VERTICAL
11	12060.35	34.49	39.46	10.71	37.17	47.49	54.00	-6.51	VERTICAL
12	12060.35	42.80	39.46	10.71	37.17	55.80	74.00	-18.20	VERTICAL

This document is issued by the Company subject to its General Conditions of Service printed overleaf, available on request or accessible at http://www.sgs.com/en/Terms-and-Conditions.aspx and, for electronic format documents, subject to Terms and Conditions for Electronic Documents at http://www.sgs.com/en/Terms-and-Conditions/Terms-e-Document.aspx. Attention is drawn to the limitation of liability, indemnification and jurisdiction issues defined therein. Any holder of this document is advised that information contained hereon reflects the Company's findings at the time of its intervention only and within the limits of Client's instructions, if any. The Company's sole responsibility is to its Client and this document does not exonerate parties to a transaction from exercising all their rights and obligations under the transaction documents. This document cannot be reproduced except in full, without prior written approval of the Company. Any unauthorized alteration, forgery or falsification of the content or appearance of this document is unlawful and offenders may be prosecuted to the fullest extent of the law. Unless otherwise stated the results shown in this test report refer only to the sample(s) tested and such sample(s) are retained for 30 days only.

Mode:a; Polarization:Horizontal; Modulation:g; bandwidth:20MHz; Channel:middle

	Freq	Read Level	Anterna Factor	Cable Loss	Preamp Factor	Level	Limit Line	Over Limit	Pol/Phase
	MHz	dBm	dB/m	dB	dB	dBm	dBm	dB	
1	2905.33	42.18	27.76	4.85	37.13	37.66	54.00	-16.34	HORIZONTAL
2	2905.33	47.57	27.76	4.85	37.13	43.05	74.00	-30.95	HORIZONTAL
3	3790.36	40.38	28.97	7.83	36.92	40.26	54.00	-13.74	HORIZONTAL
4	3790.36	45.32	28.97	7.83	36.92	45.20	74.00	-28.80	HORIZONTAL
5	4844.04	39.20	30.88	6.31	36.94	39.45	54.00	-14.55	HORIZONTAL
6	4844.04	46.80	30.88	6.31	36.94	47.05	74.00	-26.95	HORIZONTAL
7	7266.17	38.03	35.60	7.36	36.92	44.07	54.00	-9.93	HORIZONTAL
8	7266.17	44.12	35.60	7.36	36.92	50.16	74.00	-23.84	HORIZONTAL
9	9688.12	38.13	37.61	8.25	37.08	46.91	54.00	-7.09	HORIZONTAL
10	9688.12	44.11	37.61	8.25	37.08	52.89	74.00	-21.11	HORIZONTAL
11	12110.13	34.94	39.37	10.82	37.15	47.98	54.00	-6.02	HORIZONTAL
12	12110.13	44.60	39.37	10.82	37.15	57.64	74.00	-16.36	HORIZONTAL

Mode:a; Polarization:Vertical; Modulation:g; bandwidth:20MHz; Channel:middle

	Freq	Read Level	Anterna Factor	Cable Loss	Preamp Factor	Level	Limit Line	Over Limit	Pol/Phase
	MHz	dBm	dB/m	dB	dB	dBm	dBm	dB	
1	2822.56	41.45	27.59	4.73	37.21	36.56	54.00	-17.44	VERTICAL
2	2822.56	46.04	27.59	4.73	37.21	41.15	74.00	-32.85	VERTICAL
3	3757.64	38.71	28.82	7.65	36.92	38.26	54.00	-15.74	VERTICAL
4	3757.64	44.57	28.82	7.65	36.92	44.12	74.00	-29.88	VERTICAL
5	4844.04	42.50	30.88	6.31	36.94	42.75	54.00	-11.25	VERTICAL
6	4844.04	48.86	30.88	6.31	36.94	49.11	74.00	-24.89	VERTICAL
7	7266.31	38.64	35.60	7.36	36.92	44.68	54.00	-9.32	VERTICAL
8	7266.31	43.82	35.60	7.36	36.92	49.86	74.00	-24.14	VERTICAL
9	9688.54	36.38	37.61	8.25	37.08	45.16	54.00	-8.84	VERTICAL
10	9688.54	47.42	37.61	8.25	37.08	56.20	74.00	-17.80	VERTICAL
11	12110.39	34.01	39.37	10.82	37.15	47.05	54.00	-6.95	VERTICAL
12	12110.39	44.04	39.37	10.82	37.15	57.08	74.00	-16.92	VERTICAL

This document is issued by the Company subject to its General Conditions of Service printed overleaf, available on request or accessible at http://www.sgs.com/en/Terms-and-Conditions.aspx and, for electronic format documents, subject to Terms and Conditions for Electronic Documents at http://www.sgs.com/en/Terms-and-Conditions/Terms-e-Document.aspx. Attention is drawn to the limitation of liability, indemnification and jurisdiction issues defined therein. Any holder of this document is advised that information contained hereon reflects the Company's findings at the time of its intervention only and within the limits of Client's instructions, if any. The Company's sole responsibility is to its Client and this document does not exonerate parties to a transaction from exercising all their rights and obligations under the transaction documents. This document cannot be reproduced except in full, without prior written approval of the Company. Any unauthorized alteration, forgery or falsification of the content or appearance of this document is unlawful and offenders may be prosecuted to the fullest extent of the law. Unless otherwise stated the results shown in this test report refer only to the sample(s) tested and such sample(s) are retained for 30 days only.

Mode:a; Polarization:Horizontal; Modulation:g; bandwidth:20MHz; Channel:High

	Freq	Read Level	Anterna Factor	Cable Loss	Preamp Factor	Level	Limit Line	Over Limit	Pol/Phase
	MHz	dBm	dB/m	dB	dB	dBm	dBm	dB	
1	2702.80	42.17	27.09	4.84	37.31	36.79	54.00	-17.21	HORIZONTAL
2	2702.80	46.70	27.09	4.84	37.31	41.32	74.00	-32.68	HORIZONTAL
3	3214.62	41.23	27.90	5.91	37.01	38.03	54.00	-15.97	HORIZONTAL
4	3214.62	46.08	27.90	5.91	37.01	42.88	74.00	-31.12	HORIZONTAL
5	4924.28	39.17	31.01	7.49	36.95	40.72	54.00	-13.28	HORIZONTAL
6	4924.28	44.03	31.01	7.49	36.95	45.58	74.00	-28.42	HORIZONTAL
7	7386.27	38.85	35.85	7.42	36.92	45.20	54.00	-8.80	HORIZONTAL
8	7386.27	43.12	35.85	7.42	36.92	49.47	74.00	-24.53	HORIZONTAL
9	9848.07	38.10	37.82	8.46	37.09	47.29	54.00	-6.71	HORIZONTAL
10	9848.07	42.91	37.82	8.46	37.09	52.10	74.00	-21.90	HORIZONTAL
11	12310.54	36.78	39.03	11.10	36.97	49.94	54.00	-4.06	HORIZONTAL
12	12310.54	44.58	39.03	11.10	36.97	57.74	74.00	-16.26	HORIZONTAL

Mode:a; Polarization:Vertical; Modulation:g; bandwidth:20MHz; Channel:High

	Freq	Read Level	Anterna Factor	Cable Loss	Preamp Factor	Level	Limit Line	Over Limit	Pol/Phase
	MHz	dBm	dB/m	dB	dB	dBm	dBm	dB	
1	2990.53	46.77	27.89	4.63	37.08	42.21	54.00	-11.79	VERTICAL
2	2990.53	51.09	27.89	4.63	37.08	46.53	74.00	-27.47	VERTICAL
3	3328.08	48.19	27.90	5.61	36.98	44.72	54.00	-9.28	VERTICAL
4	3328.08	48.92	27.90	5.61	36.98	45.45	74.00	-28.55	VERTICAL
5	4924.72	42.32	31.01	7.49	36.95	43.87	54.00	-10.13	VERTICAL
6	4924.72	49.45	31.01	7.49	36.95	51.00	74.00	-23.00	VERTICAL
7	7386.21	38.65	35.85	7.42	36.92	45.00	54.00	-9.00	VERTICAL
8	7386.21	43.69	35.85	7.42	36.92	50.04	74.00	-23.96	VERTICAL
9	9848.80	37.44	37.82	8.46	37.09	46.63	54.00	-7.37	VERTICAL
10	9848.80	44.49	37.82	8.46	37.09	53.68	74.00	-20.32	VERTICAL
11	12310.13	35.70	39.03	11.10	36.97	48.86	54.00	-5.14	VERTICAL
12	12310.13	44.16	39.03	11.10	36.97	57.32	74.00	-16.68	VERTICAL

This document is issued by the Company subject to its General Conditions of Service printed overleaf, available on request or accessible at http://www.sgs.com/en/Terms-and-Conditions.aspx and, for electronic format documents, subject to Terms and Conditions for Electronic Documents at http://www.sgs.com/en/Terms-and-Conditions/Terms-e-Document.aspx. Attention is drawn to the limitation of liability, indemnification and jurisdiction issues defined therein. Any holder of this document is advised that information contained hereon reflects the Company's findings at the time of its intervention only and within the limits of Client's instructions, if any. The Company's sole responsibility is to its Client and this document does not exonerate parties to a transaction from exercising all their rights and obligations under the transaction documents. This document cannot be reproduced except in full, without prior written approval of the Company. Any unauthorized alteration, forgery or falsification of the content or appearance of this document is unlawful and offenders may be prosecuted to the fullest extent of the law. Unless otherwise stated the results shown in this test report refer only to the sample(s) tested and such sample(s) are retained for 30 days only.

Mode:a; Polarization:Horizontal; Modulation:n; bandwidth:20MHz; Channel:Low

	Freq	Read Level	Anterna Factor	Cable Loss	Preamp Factor	Level	Limit Line	Over Limit	Pol/Phase
	MHz	dBm	dB/m	dB	dB	dBm	dBm	dB	
1	52.21	36.38	12.87	0.60	24.93	24.92	40.00	-15.08	HORIZONTAL
2	70.09	33.58	10.80	0.72	25.52	19.58	40.00	-20.42	HORIZONTAL
3	120.28	41.52	11.52	0.92	28.19	25.77	43.50	-17.73	HORIZONTAL
4	151.07	39.07	13.29	1.19	28.12	25.43	43.50	-18.07	HORIZONTAL
5	230.91	45.72	12.05	1.35	29.01	30.11	46.00	-15.89	HORIZONTAL
6	359.19	38.07	15.71	2.01	29.54	26.25	46.00	-19.75	HORIZONTAL

Mode:a; Polarization:Horizontal; Modulation:n; bandwidth:20MHz; Channel:Low

	Freq	Read Level	Anterna Factor	Cable Loss	Preamp Factor	Level	Limit Line	Over Limit	Pol/Phase
	MHz	dBm	dB/m	dB	dB	dBm	dBm	dB	
1	2880.25	40.17	27.72	4.84	37.14	35.59	54.00	-18.41	HORIZONTAL
2	2880.25	45.94	27.72	4.84	37.14	41.36	74.00	-32.64	HORIZONTAL
3	3347.37	40.14	27.90	5.57	36.98	36.63	54.00	-17.37	HORIZONTAL
4	3347.37	47.10	27.90	5.57	36.98	43.59	74.00	-30.41	HORIZONTAL
5	4824.65	38.52	30.82	6.01	36.94	38.41	54.00	-15.59	HORIZONTAL
6	4824.65	47.56	30.82	6.01	36.94	47.45	74.00	-26.55	HORIZONTAL
7	7236.47	36.76	35.55	7.35	36.93	42.73	54.00	-11.27	HORIZONTAL
8	7236.47	44.53	35.55	7.35	36.93	50.50	74.00	-23.50	HORIZONTAL
9	9648.54	36.93	37.54	8.18	37.08	45.57	54.00	-8.43	HORIZONTAL
10	9648.54	44.60	37.54	8.18	37.08	53.24	74.00	-20.76	HORIZONTAL
11	12060.19	35.21	39.46	10.71	37.17	48.21	54.00	-5.79	HORIZONTAL
12	12060.19	43.76	39.46	10.71	37.17	56.76	74.00	-17.24	HORIZONTAL

This document is issued by the Company subject to its General Conditions of Service printed overleaf, available on request or accessible at http://www.sgs.com/en/Terms-and-Conditions.aspx and, for electronic format documents, subject to Terms and Conditions for Electronic Documents at http://www.sgs.com/en/Terms-and-Conditions/Terms-e-Document.aspx. Attention is drawn to the limitation of liability, indemnification and jurisdiction issues defined therein. Any holder of this document is advised that information contained hereon reflects the Company's findings at the time of its intervention only and within the limits of Client's instructions, if any. The Company's sole responsibility is to its Client and this document does not exonerate parties to a transaction from exercising all their rights and obligations under the transaction documents. This document cannot be reproduced except in full, without prior written approval of the Company. Any unauthorized alteration, forgery or falsification of the content or appearance of this document is unlawful and offenders may be prosecuted to the fullest extent of the law. Unless otherwise stated the results shown in this test report refer only to the sample(s) tested and such sample(s) are retained for 30 days only.

Mode:a; Polarization:Vertical; Modulation:n; bandwidth:20MHz; Channel:Low

	Freq	Read Level	Anterna Factor	Cable Loss	Preamp Factor	Level	Limit Line	Over Limit	Pol/Phase
	MHz	dBm	dB/m	dB	dB	dBm	dBm	dB	
1	73.62	44.83	10.09	0.75	25.67	30.00	40.00	-10.00	VERTICAL
2	120.28	43.04	11.52	0.92	28.19	27.29	43.50	-16.21	VERTICAL
3	151.07	33.35	13.29	1.19	28.12	19.71	43.50	-23.79	VERTICAL
4	205.68	54.12	11.28	1.10	28.55	37.95	43.50	-5.55	VERTICAL
5	285.98	36.14	13.70	1.76	28.94	22.66	46.00	-23.34	VERTICAL
6	478.85	37.44	17.99	2.08	29.48	28.03	46.00	-17.97	VERTICAL

Mode:a; Polarization:Vertical; Modulation:n; bandwidth:20MHz; Channel:Low

	Freq	Read Level	Anterna Factor	Cable Loss	Preamp Factor	Level	Limit Line	Over Limit	Pol/Phase
	MHz	dBm	dB/m	dB	dB	dBm	dBm	dB	
1	2990.53	41.91	27.89	4.63	37.08	37.35	54.00	-16.65	VERTICAL
2	2990.53	50.91	27.89	4.63	37.08	46.35	74.00	-27.65	VERTICAL
3	4039.21	37.57	29.53	7.13	36.90	37.33	54.00	-16.67	VERTICAL
4	4039.21	45.66	29.53	7.13	36.90	45.42	74.00	-28.58	VERTICAL
5	4824.62	42.60	30.82	6.01	36.94	42.49	54.00	-11.51	VERTICAL
6	4824.62	51.46	30.82	6.01	36.94	51.35	74.00	-22.65	VERTICAL
7	7236.02	36.12	35.55	7.35	36.93	42.09	54.00	-11.91	VERTICAL
8	7236.02	43.82	35.55	7.35	36.93	49.79	74.00	-24.21	VERTICAL
9	9648.24	38.15	37.54	8.18	37.08	46.79	54.00	-7.21	VERTICAL
10	9648.24	45.98	37.54	8.18	37.08	54.62	74.00	-19.38	VERTICAL
11	12060.58	34.50	39.46	10.71	37.17	47.50	54.00	-6.50	VERTICAL
12	12060.58	43.69	39.46	10.71	37.17	56.69	74.00	-17.31	VERTICAL

This document is issued by the Company subject to its General Conditions of Service printed overleaf, available on request or accessible at http://www.sgs.com/en/Terms-and-Conditions.aspx and, for electronic format documents, subject to Terms and Conditions for Electronic Documents at http://www.sgs.com/en/Terms-and-Conditions/Terms-e-Document.aspx. Attention is drawn to the limitation of liability, indemnification and jurisdiction issues defined therein. Any holder of this document is advised that information contained hereon reflects the Company's findings at the time of its intervention only and within the limits of Client's instructions, if any. The Company's sole responsibility is to its Client and this document does not exonerate parties to a transaction from exercising all their rights and obligations under the transaction documents. This document cannot be reproduced except in full, without prior written approval of the Company. Any unauthorized alteration, forgery or falsification of the content or appearance of this document is unlawful and offenders may be prosecuted to the fullest extent of the law. Unless otherwise stated the results shown in this test report refer only to the sample(s) tested and such sample(s) are retained for 30 days only.

Mode:a; Polarization:Horizontal; Modulation:n; bandwidth:20MHz; Channel:middle

	Freq	Read Level	Anterna Factor	Cable Loss	Preamp Factor	Level	Limit Line	Over Limit	Pol/Phase
	MHz	dBm	dB/m	dB	dB	dBm	dBm	dB	
1	2905.33	45.79	27.76	4.85	37.13	41.27	54.00	-12.73	HORIZONTAL
2	2905.33	49.33	27.76	4.85	37.13	44.81	74.00	-29.19	HORIZONTAL
3	3598.20	40.63	28.14	6.39	36.94	38.22	54.00	-15.78	HORIZONTAL
4	3598.20	45.66	28.14	6.39	36.94	43.25	74.00	-30.75	HORIZONTAL
5	4884.19	36.58	30.95	6.86	36.95	37.44	54.00	-16.56	HORIZONTAL
6	4884.19	44.77	30.95	6.86	36.95	45.63	74.00	-28.37	HORIZONTAL
7	7326.71	37.53	35.74	7.39	36.92	43.74	54.00	-10.26	HORIZONTAL
8	7326.71	42.55	35.74	7.39	36.92	48.76	74.00	-25.24	HORIZONTAL
9	9768.48	37.87	37.74	8.37	37.09	46.89	54.00	-7.11	HORIZONTAL
10	9768.48	43.43	37.74	8.37	37.09	52.45	74.00	-21.55	HORIZONTAL
11	12210.76	35.86	39.21	10.98	37.06	48.99	54.00	-5.01	HORIZONTAL
12	12210.76	44.45	39.21	10.98	37.06	57.58	74.00	-16.42	HORIZONTAL

Mode:a; Polarization:Vertical; Modulation:n; bandwidth:20MHz; Channel:middle

	Freq	Read Level	Anterna Factor	Cable Loss	Preamp Factor	Level	Limit Line	Over Limit	Pol/Phase
	MHz	dBm	dB/m	dB	dB	dBm	dBm	dB	
1	2990.53	40.89	27.89	4.63	37.08	36.33	54.00	-17.67	VERTICAL
2	2990.53	46.69	27.89	4.63	37.08	42.13	74.00	-31.87	VERTICAL
3	3867.83	38.94	29.22	7.69	36.91	38.94	54.00	-15.06	VERTICAL
4	3867.83	44.90	29.22	7.69	36.91	44.90	74.00	-29.10	VERTICAL
5	4844.05	44.19	30.88	6.31	36.94	44.44	54.00	-9.56	VERTICAL
6	4844.05	54.21	30.88	6.31	36.94	54.46	74.00	-19.54	VERTICAL
7	7266.91	38.00	35.60	7.36	36.92	44.04	54.00	-9.96	VERTICAL
8	7266.91	44.98	35.60	7.36	36.92	51.02	74.00	-22.98	VERTICAL
9	9688.48	36.67	37.61	8.25	37.08	45.45	54.00	-8.55	VERTICAL
10	9688.48	43.20	37.61	8.25	37.08	51.98	74.00	-22.02	VERTICAL
11	12110.07	34.75	39.37	10.82	37.15	47.79	54.00	-6.21	VERTICAL
12	12110.07	44.08	39.37	10.82	37.15	57.12	74.00	-16.88	VERTICAL

This document is issued by the Company subject to its General Conditions of Service printed overleaf, available on request or accessible at http://www.sgs.com/en/Terms-and-Conditions.aspx and, for electronic format documents, subject to Terms and Conditions for Electronic Documents at http://www.sgs.com/en/Terms-and-Conditions/Terms-e-Document.aspx. Attention is drawn to the limitation of liability, indemnification and jurisdiction issues defined therein. Any holder of this document is advised that information contained hereon reflects the Company's findings at the time of its intervention only and within the limits of Client's instructions, if any. The Company's sole responsibility is to its Client and this document does not exonerate parties to a transaction from exercising all their rights and obligations under the transaction documents. This document cannot be reproduced except in full, without prior written approval of the Company. Any unauthorized alteration, forgery or falsification of the content or appearance of this document is unlawful and offenders may be prosecuted to the fullest extent of the law. Unless otherwise stated the results shown in this test report refer only to the sample(s) tested and such sample(s) are retained for 30 days only.