Multilayer Chip Antenna – SLDA Series

Operating Temp. : -40℃~+85℃



FEATURES

- Light weight, compact
- Wide bandwidth, low cost
- Built-in antenna with high gain

APPLICATIONS

- Bluetooth, Wireless LAN, Mobile TV
- Home RF system, etc.

PRODUCT IDENTIFICATION

SLDA	31	-2R800G	-S1	T	F
①	②	③	④	⑤	⑥

①

Type	
SLDA	Multilayer Chip Antenna

②

External Dimensions (L×W) (mm)	
31	3.2×1.6
52	5.2×2.1
62	6.0×2.0
72	7.0×2.0
81	8.0×1.0
92	9.0×2.0

③

Center Frequency	
Example	Nominal Value
2R800G	2800.0MHz
2R450G	2450.0MHz

④

Series Code
S1, 01, etc.

⑤

Packing	
T	Tape & Reel

⑥

Hazardous Substance Free Products
F

SHAPE AND LAND PATTERN

Type:	Dimensions (mm)
	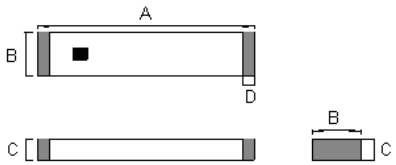
Type: SLDA21-2R450G-S1TF	Land Pattern (mm)
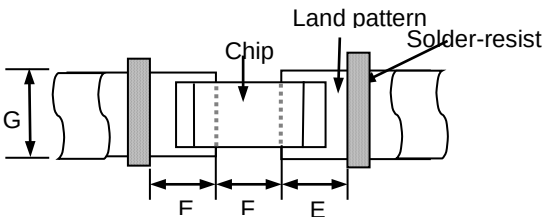	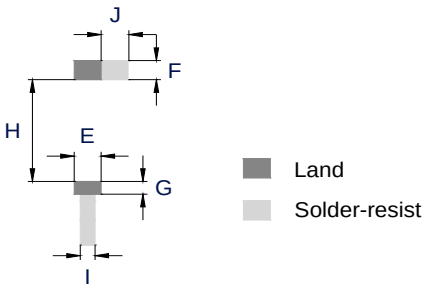

Sunlord Industrial Park, Dafuyuan Industrial Zone, Guanlan, Shenzhen, China 518110 **Tel**: 0086-755-29832333 **Fax**: 0086-755-82269029 **E-Mail**: sunlord@sunlordinc.com

SHAPE AND DIMENSIONS

Series	A	B	C	D	E	F	G	H	I	J
SLDA31	3.2±0.2	1.6±0.2	1.2±0.2	0.5±0.2	1.6±0.2	0.8±0.2	0.8±0.2	2.2±0.2	1.4	1.6±0.2
SLDA52	5.2±0.2	2.1±0.2	1.0±0.2	0.5±0.2	2.3±0.2	1.5±0.2	1.0±0.2	4.0±0.2	1.4	2.3±0.2
SLDA62	6.0±0.2	2.0±0.2	1.0±0.2	0.5±0.2	2.2±0.2	1.5±0.2	1.0±0.2	5.0±0.2	1.4	2.2±0.2
SLDA72	7.0±0.2	2.0±0.2	1.0±0.2	0.5±0.2	2.2±0.2	1.5±0.2	1.0±0.2	6.0±0.2	1.4	2.2±0.2
SLDA81	8.0±0.2	1.0±0.2	1.0±0.2	0.5±0.2	1.5±0.2	1.5±0.2	1.0±0.2	7.0±0.2	1.4	1.5±0.2
SLDA92	9.0±0.2	2.0±0.2	1.0±0.2	0.5±0.2	2.2±0.2	1.5±0.2	1.0±0.2	8.0±0.2	1.4	2.2±0.2

TERINAL-CONFIGURATION

(1) (2)

No.	Terminal Name	No.	Terminal Name
(1)	Feeding Point	(2)	NC

EVALUATION BOARD

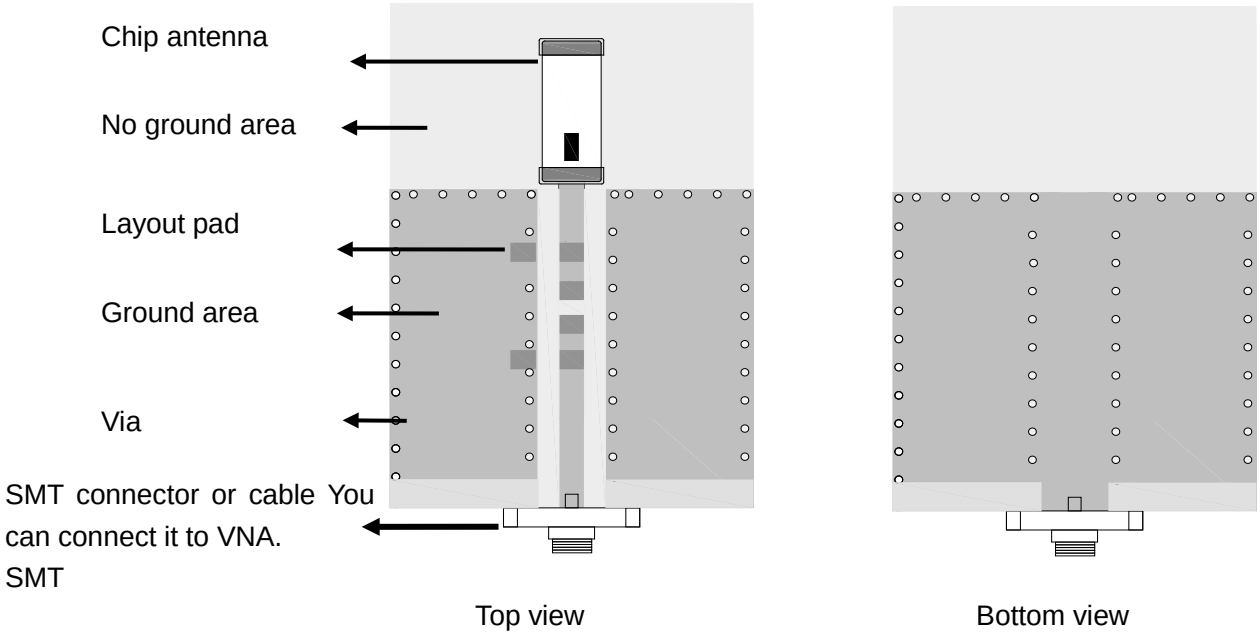

APPLICATION GUIDE

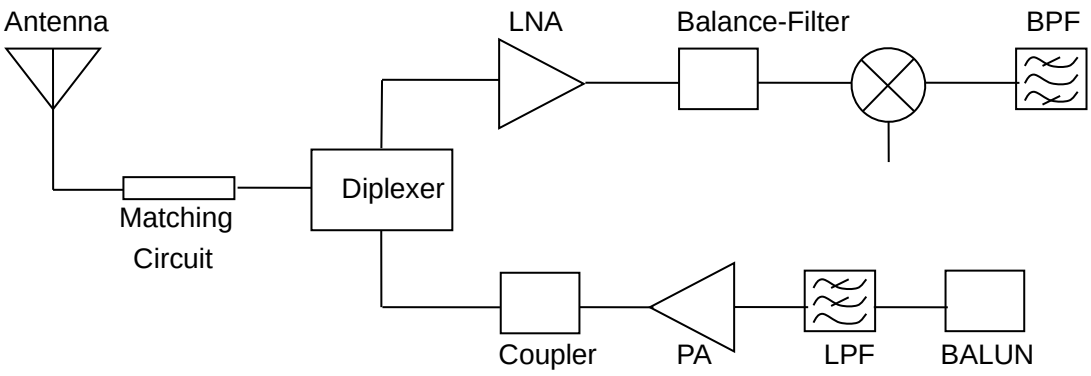

Sunlord Industrial Park, Dafuyuan Industrial Zone, Guanlan, Shenzhen, China 518110 **Tel**: 0086-755-29832333 **Fax**: 0086-755-82269029 **E-Mail**: sunlord@sunlordinc.com

SPECIFICATIONS

SLDA31 TYPE

Part Number	Band Width	Peak Gain	Average Gain	VSWR	Impedance	Power Capacity
	MHz	V-XZ	V-XZ	In BW	Ω	W
SLDA31-2R800G-S1TF	≥100	0.5dBi Typ.	-1dBi Typ.	<2	50	3
SLDA31-2R400G-S1TF	≥100	2.5dB @(XZ-total)	-1.5dB @(XZ-total)	<2	50	2
SLDA31-2R450G-S2TF	≥100	2.5dBi @(XZ-total)	0.5dBi @(XZ-total)	<2	50	2

SLDA52 TYPE

Part Number	Band Width	Peak Gain	Average Gain	VSWR	Impedance	Power Capacity
	MHz	V-XZ	V-XZ	In BW	Ω	W
SLDA52-2R510G-S1TF	≥200	2.5dBi Typ.	0.5dBi Typ.	<2	50	
SLDA52-2R540G-S1TF	≥200	2.5dBi Typ.	0.5dBi Typ.	<2	50	

SLDA62 TYPE

Part Number	Band Width	Peak Gain	Average Gain	VSWR	Impedance	Power Capacity
	MHz	V-XZ	V-XZ	In BW	Ω	W
SLDA62-2R640G-01TF	≥200	2.6dBi Typ.	0.7dBi Typ.	<2	50	3

SLDA72 TYPE

Part Number	Band Width	Peak Gain	Average Gain	VSWR	Impedance	Power Capacity
	MHz	V-XZ	V-XZ	In BW	Ω	W
SLDA72-2R470G-S1TF	≥200	2.7dBi Typ.	1.0dBi Typ.	<2	50	3

SLDA81 TYPE

Part Number	Band Width	Peak Gain	Average Gain	VSWR	Impedance	Power Capacity
	MHz	V-XZ	V-XZ	In BW	Ω	W
SLDA81-3R010G-S1TF	≥200	2.0dBi Typ.	0.5dBi Typ.	<2	50	3

SLDA92 TYPE

Part Number	Band Width	Peak Gain	Average Gain	VSWR	Impedance	Power Capacity
	MHz	V-XZ	V-XZ	In BW	Ω	W
SLDA92-2R660G-S1TF	≥200	3.0dBi Typ.	1.0dBi Typ.	<2	50	3

※Frequency will be changed with layout of PCB. Please contact us for appropriate design.

RETURN LOSS

SLDA31-2R800G-S1TF

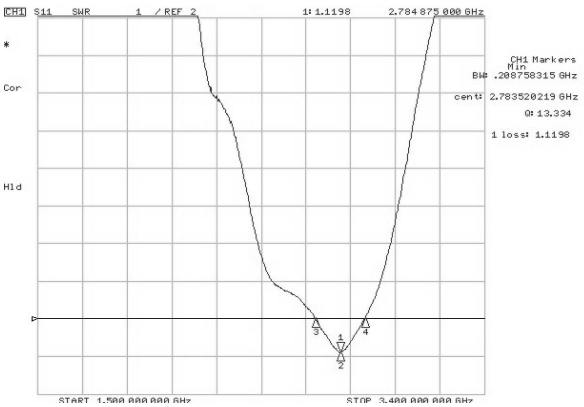

SLDA31-2R400G-S1TF

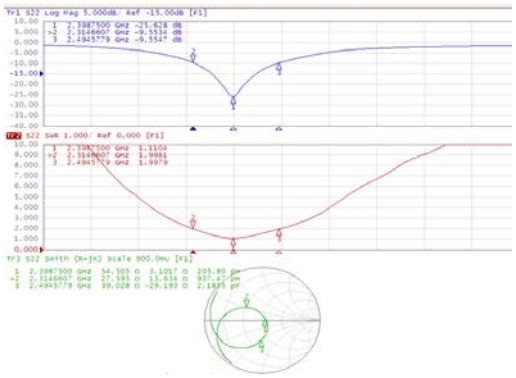

RETURN LOSS

SLDA31-2R450G-S2TF

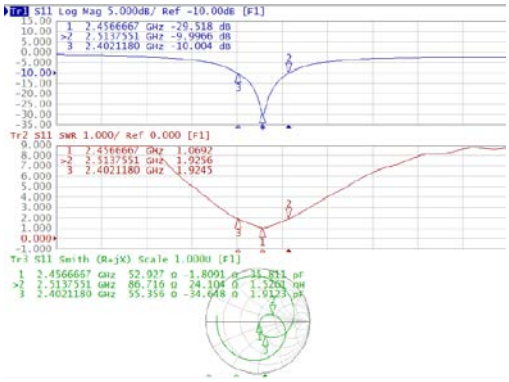

SLDA52-2R510G-S1TF

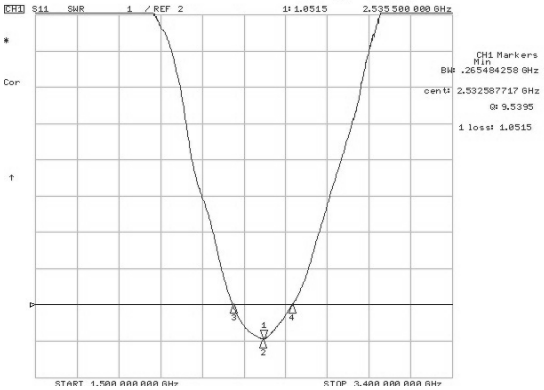

SLDA52-2R540G-S1TF

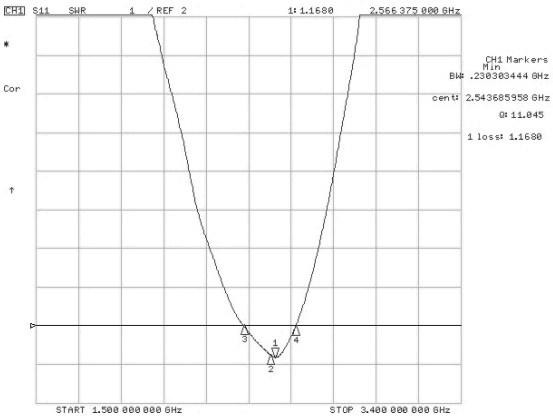

SLDA62-2R640G-01TF

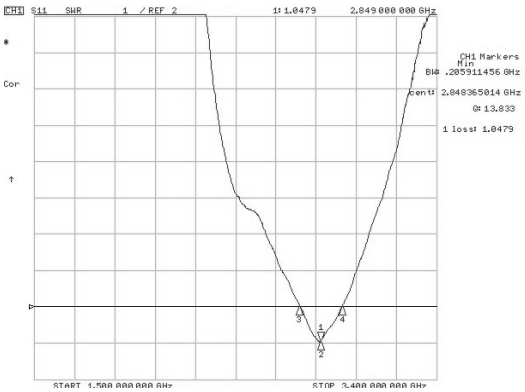

SLDA72-2R470G-S1TF

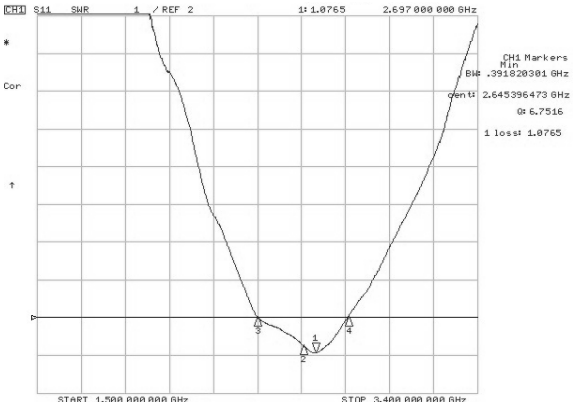

SLDA81-3R010G-S1TF

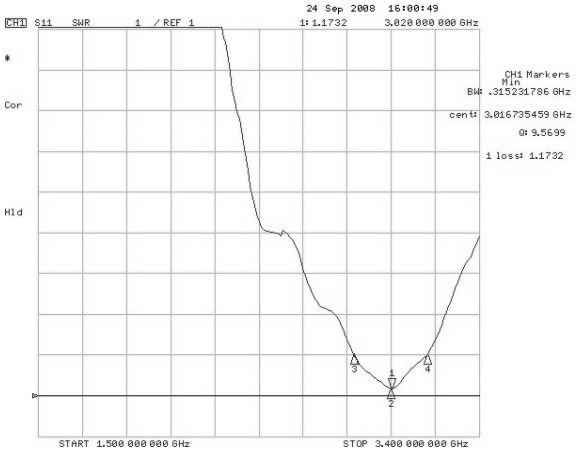
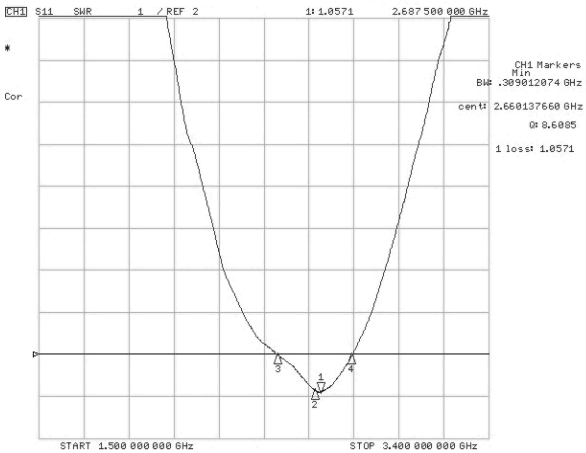
SLDA92-2R660G-S1TF