Set vibration grade:

there are ten level of intensity of vibration, increase from level 0 to level 9 , and customers can set different class as per their demands. Only when the vibration strength reaches the certain set value, can the emitter be triggered and then emit signal to withdraw the roller blinds. The emitter will emit signalthree times after it detects the vibration, thus can make sure to withdraw the roller blinds.level 1 is the most sensitive one,level 9 is the least.level 0 sense nothing.

place the cover after operation,it will enter the normal working statue.

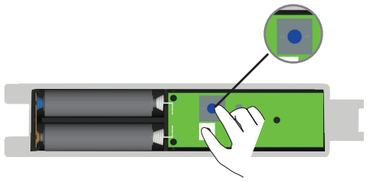

open the outer shell,transmitters have 0 ~ 9 grades switch which used for dial the code for your choose

Working principle

If vabration continues,the sensor will stand by after motor closed;If vabrate happens randomly,the motor will standby directly.

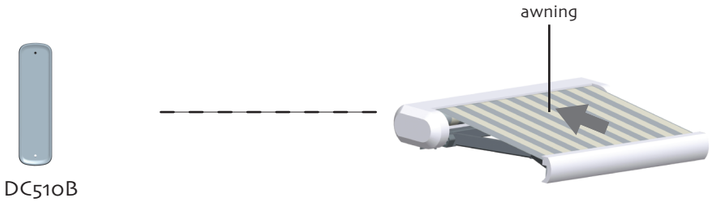

When there is a vibration,reaching setting point,DC510B launch three times code.(30s quit the sense statue after one order is transmitted)

pack up awning

Installation location

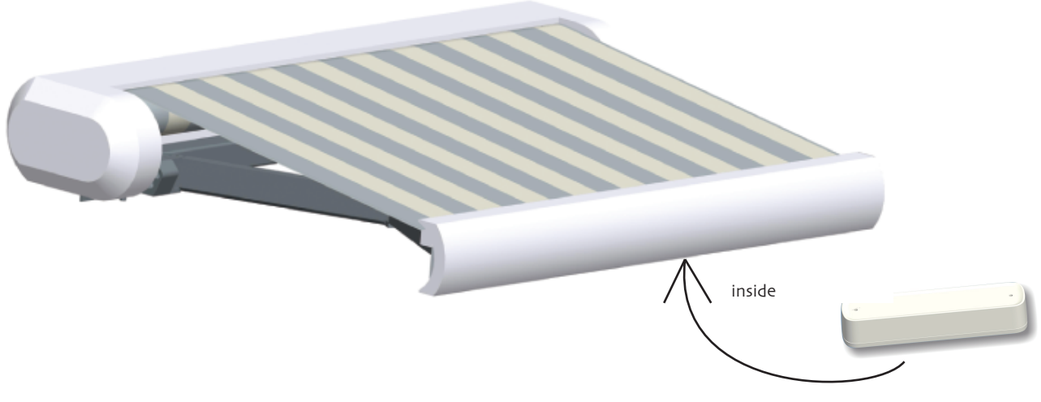

433MHz

CE

All controls support 433MHz
All controls support 3V
All the parameters to the nameplate shall prevail

Electronic D
control awning open and close through vibration sensor

DC510B shake sensor
Specification

Version No : A/00

Technical Support

when coltage is below 2.2V,it will beep every 5s to remind the battery changing.

DC510B

power supply voltage: DC 3 V (two batteries of number seven)
Working temperature: -20℃~55℃
Emission power: 10 milliwatt

Button specification

muti-function button:
0 level--set button,
5 level--up button,
9 level--down button.

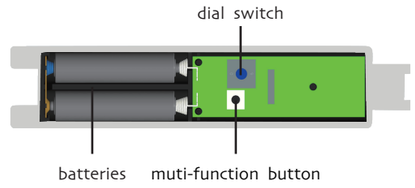

Method of use

after the vabration reaches the set level,the awning will open,then press muti-function button with a beep hint,but do not release,then a beep again as a hint of direction changed.

Match with E and R motors:

ⓐ emitter should be already programmed.If emitter ⓐ is delete,then the wind-sun sensor is invalid

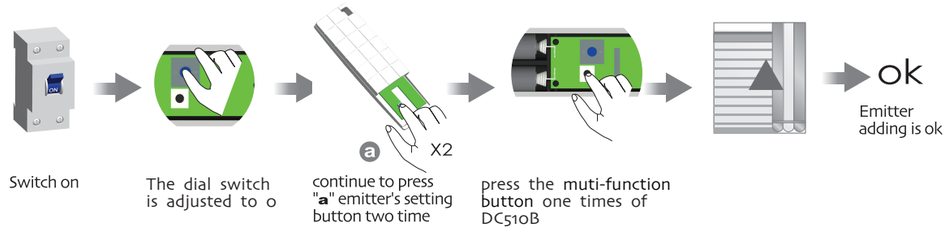

Match with DC136:

The interval of different button must within 10 seconds for all setting, otherwise the system will restore the original state.

One receiver store 20 emitters channels at most, and one channel of emitter can control 20 receivers at most.

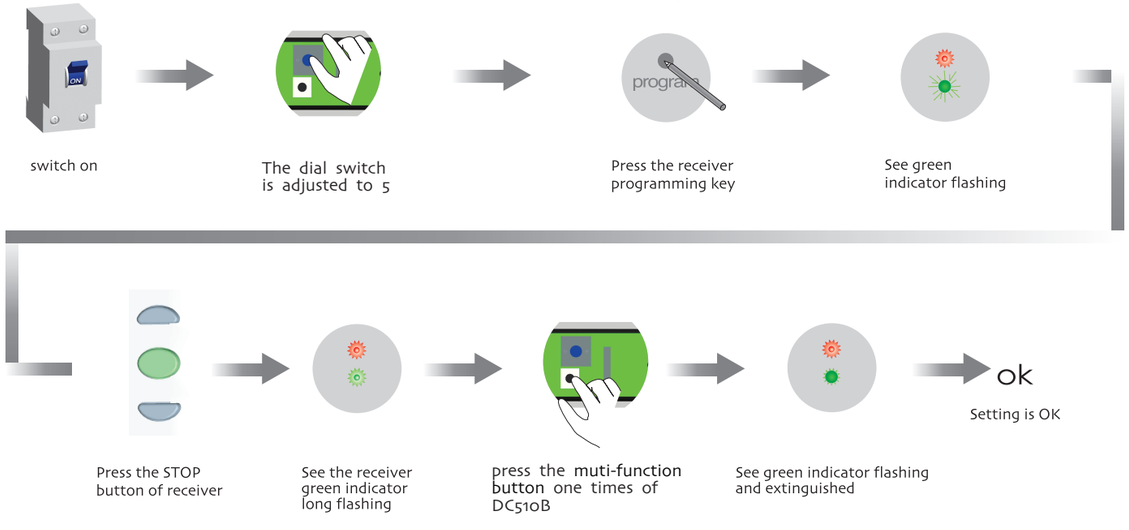

FCC STATEMENT

1. This device complies with Part 15 of the FCC Rules. Operation is subject to the following two conditions:

(1) This device may not cause harmful interference.

(2) This device must accept any interference received, including interference that may cause undesired operation.

2. Changes or modifications not expressly approved by the party responsible for compliance could void the user's authority to operate the equipment.

NOTE: This equipment has been tested and found to comply with the limits for a Class B digital device, pursuant to Part 15 of the FCC Rules. These limits are designed to provide reasonable protection against harmful interference in a residential installation.

This equipment generates uses and can radiate radio frequency energy and, if not installed and used in accordance with the instructions, may cause harmful interference to radio communications. However, there is no guarantee that interference will not occur in a particular installation. If this equipment does cause harmful interference to radio or television reception, which can be determined by turning the equipment off and on, the user is encouraged to try to correct the interference by one or more of the following measures:

Reorient or relocate the receiving antenna.

Increase the separation between the equipment and receiver.

Connect the equipment into an outlet on a circuit different from that to which the receiver is connected.

Consult the dealer or an experienced radio/TV technician for help.