RETLIF TESTING LABORATORIES | Put Us To The Test℠
101 New Boston Road
Goffstown, NH 03045 USA
Tel: (603) 497-4600 • Fax: (603) 497-5281 • www.retlif.com

FCC Part 15, Subpart C, Section 15.247

Test Report

On

Kuvee Smart Bottle
FCC ID: 2AIDY-SBK-07

Customer Name:	Kuvee, Inc.
Customer P.O:	Trans ID# 32D218963W764582D
Date of Report Revision:	June 15, 2016
Test Report No:	R-6096N-2, Rev. A
Test Start Date:	May 9, 2016
Test Finish Date:	May 13, 2016
Test Technicians:	M. Seamans, T. Hannemann
Report Revision Approved By:	T. Hannemann
Report Revision Prepared By:	J. Ramsey

Our letters, procedures and reports are for the exclusive use of the customer to whom they are addressed and their communication or the use of the name of Retlif Testing Laboratories must receive our prior written approval. Our letters, procedures and reports apply only to the sample tested and are not necessarily indicative of the qualities of apparently identical or similar products. The letters, procedures and reports and the name of Retlif Testing Laboratories or insignia are not to be used under any circumstances in advertising to the general public. This test report shall not be reproduced, except in full, without the written approval of Retlif Testing Laboratories.

Technical Information

Report Number:	R-6096N-2, Rev. A
Customer:	Kuvee, Inc.
Address:	125 Kingston, St.
	Boston, MA 02111
Manufacturer:	Plexus Manufacturing Solutions
Manufacturer Address:	Paseo del Norte 4640 Technology Park
	45010 Zapopan, JAL, Mexico
Test Sample:	Kuvee Smart Bottle
Model Number:	SBK-07
Serial Number:	KV16050003
FCC ID:	2AIDY-SBK-07
Type:	Digital Transmission – Direct Sequence Spread Spectrum Transmitter
Power Requirements:	120 VAC, 60 Hz
Power Supply:	AC Adapter, Motorolla, SSW-2222US
Frequency of Operation:	2402.0 to 2480.0 MHz
Equipment Class:	DTS
Antenna Type:	Internal Antenna, No External Antenna Port
Equipment Use:	Internet Connected Smart Bottle

Test Specification:
FCC Rules and Regulations Part 15, Subpart C, Section 15.247

Test Procedure:
ANSI C63.4:2009

Test Facility:
Retlif Testing Laboratories
101 New Boston Road
Goffstown, NH 03045

FCC Registered Test Site Number: 90899

Table 1 – Tests Performed

FCC Part 15, Subpart C	Test Method
15.207(a)	Conducted Emissions, Power Leads, 150 kHz to 30 MHz
15.247(b)(3)	Power Output
15.247(a)(2)	Occupied Bandwidth
15.247(d)	Antenna Terminal Out of Band/Band Edge Conducted Emissions (30 MHz – 25 GHz)
15.247(d)	Spurious Emissions, 30 MHz to 10 GHz
15.247(e)	Power Density

Table 2 – Support Equipment

Description	Manufacturer	Part Number	Model Number	Serial Number
Laptop PC	Lenovo	20ED-001HUS	11e	LR-04EB2V 15110

EUT Operation:
The EUT was evaluated in all possible data rates. The highest output power and worst case emissions are reported, OFDM modulation was utilized at 54 Mbps for 802.11g (20 MHz Channels), and 65 Mbps was utilized for 802.11n (40 MHz channels).

Certification and Signatures

We certify that this report is a true representation of the results obtained from the tests of the equipment stated. We further certify that the measurements shown in this report were made in accordance with the procedures indicated and vouch for the qualifications of all Retlif Testing Laboratories personnel taking them.

Todd Hannemann
EMC Test Engineer
iNARTE Certified Technician ATL-0255-T

Non-Warranty Provision
The testing services have been performed, findings obtained and reports prepared in accordance with generally accepted laboratory principles and practices. This warranty is in lieu of all others, either expressed or implied.

Non-Endorsement
This test report contains only findings and results arrived at after employing the specific test procedures and standards listed herein. It is not intended to constitute a recommendation, endorsement or certification of the product or material tested. This test report must not be used by the client to claim product endorsement by NVLAP or any agency of the U.S. Government.

Revision History

Revisions to this document are listed below; the latest revised document supersedes all previous issues of this document:

Revision	Date	Pages Affected
-	May 25, 2016	Original Release
A	June 15, 2016	Global Changes: • Document Changed from: R-6092N-2 to R-6092N-2, Rev A 3: • Revised EUT operation with WIFI protocol and data rate, Per TCB Comments 12: • Added Equipment List for 40 MHz WIFI channel RF Power Output 32: • Revised the 40 MHz RF Power Output test setup photograph 40: • Revised the test data with retest data 89, 90, 98 & 107: • Added a note showing compliance with the peak emission limit, Per TCB Comments

Requirements and Test Results

FCC Section 15.247 (a)(2) – Bandwidth
For systems using digital modulation techniques operating in the 902-928 MHz, 2400-2483.5 MHz, and 5725 – 5850 MHz bands the minimum 6 dB bandwidth shall be at least 500 kHz.

- **Results**: The minimum 6dB bandwidth measured while transmitting a Bluetooth signal was 733.47 kHz. The minimum 6 dB Bandwidth measured while transmitting a 20 MHz Wifi signal was 15.43 MHz. The minimum 6 dB Bandwidth measured while transmitting a 40 MHz Wifi signal was 35.27 MHz. The device was found to meet the requirement of 15.247 (a)(2).

FCC Section 15.247 (b)(3) - Power Output
For systems using digital modulation in the 902-928 MHz, 2400-2483.5 MHz, and 5725-5850 MHz bands: 1 Watt. As an alternative to a peak power measurement, compliance with the one Watt limit can be based on a measurement of the maximum conducted output power. Maximum Conducted Output Power is defined as the total transmit power delivered to all antennas and antenna elements averaged across all symbols in the signaling alphabet when the transmitter is operating at its maximum power control level. Power must be summed across all antennas and antenna elements. The average must not include any time intervals during which the transmitter is off or is transmitting at a reduced power level. If multiple modes of operation are possible (e.g.: alternative modulation methods), the maximum conducted output power is the highest total transmit power occurring in any mode.

- **Results**: The maximum measured peak conducted output power when transmitting a Bluetooth signal was 0.0054 mW. The maximum measured peak conducted output power when transmitting a Wifi signal was 95.41 mW. The maximum antenna gain of the antenna is 2.8 dB. The device was found to meet the power output requirements of 15.247 (b)(3) including de facto EIRP.

Requirements and Test Results (con't)

FCC Section 15.247(d) – Unwanted Emissions

Antenna Terminal Out of Band/Band Edge Conducted Emissions
In any 100 kHz bandwidth outside the frequency band in which the spread spectrum or digitally modulated intentional radiator is operating, the radio frequency power that is produced by the intentional radiator shall be at least 20 dB below that in the 100 kHz bandwidth within the band that contains the highest level of the desired power, based on either an RF conducted or a radiated measurement, provided the transmitter demonstrates compliance with the peak conducted power limits. If the transmitter complies with the conducted power limits based on the use of RMS averaging over a time interval, as permitted under Paragraph (b)(3) of Section 15.247, the attenuation required under this paragraph shall be 30 dB instead of 20 dB. Attenuation below the general limits specified in Section 15.209(a) is not required. In addition, radiated emissions which fall in the restricted bands, as defined in Section 15.205(a) must also comply with the radiated emission limits specified in Section 15.209(a) (see Section 15.205(c)).

- **Results**: All measured out of band/band edge conducted emissions were below the specified limits and the device was found to meet the requirements of 15.247 (d).

FCC Section 15.247(d) – Unwanted Emissions

Radiated Spurious Emissions/Restricted Bands/Band Edge
Emissions which fall into restricted bands, as defined in 15.205(a) must comply with the radiated emissions limits specified in 15.209(a) and shown below in Table 1. Emissions emanating from the EUT cabinet and cables must also comply with the radiated emissions limits. Radiated emissions measurements were also performed at the band edges to ensure band edge compliance.

Table 3 - Radiated Emission Limits

Frequency of Emission (MHz)	Field Strength (microvolts/meter)	Measurement Distance (meters)
30 to 88	100	3
88 to 216	150	3
216 to 960	200	3
Above 960	500	3

- **Results**:
  All spurious emissions were measured and found to be in compliance with the limits specified in 15.209(a). Band edge emissions were also found to be in compliance with the limits specified in 15.209(a).

Requirements and Test Results (con't)

FCC Section 15.247(e) – Power Spectral Density

For digitally modulated systems, the power spectral density conducted from the intentional radiator to the antenna shall not be greater than 8 dBm in any 3 kHz band during any time interval of continuous transmission. This power spectral density shall be determined in accordance with the provisions of paragraph (b) of this section. The same method of determining the conducted output power shall be used to determine the power spectral density.

- **Results**: The measured peak conducted output power complied with the power spectral density limit and actual power spectral density measurements were not required. The device was found to meet the requirements of 15.247 (e).

FCC Section 15.207(a) - Conducted Limits

For an intentional radiator that is designed to be connected to the public utility (AC) power line, the radio frequency voltage that is conducted back onto the AC power line on any frequency or frequencies within the band 150 kHz to 30 MHz shall not exceed the limits shown in Table 4, as measured using a 50 µH/50 ohms line impedance stabilization network (LISN). Compliance with the provisions of the paragraph shall be based on the measurement of the radio frequency voltage between each power line and ground at the power terminal. The lower limit applies at the boundary between the frequency ranges.

Table 4 - Conducted Emission Limits

Frequency of Emission (MHz)	**Conducted Limit (dBµV)**	
	Quasi-Peak	Average
0.15 to 0.5	66 to 56*	56 to 46*
0.5 to 5	56	46
5 to 30	60	50
*Decreases due to logarithm of the frequency		

- **Results:**
  The conducted emissions observed did not exceed the limits specified in Table 4.

Field Strength Calculation/Conversion:

The maximized field strength of the emission was obtained as follows:

$C_R = M_R + C_F$

Where:
C_R = Corrected Reading in dBµV/m
M_R = Uncorrected Meter Reading in dBµV
C_F = Correction Factor in dB (Antenna Factor, Pre-amp + Cable Loss)

Example:

M_R = 15.35 dBµV
C_F = 16.85 dB
C_R = 15.35 dBuV + 16.85 = 32.2 dBµV/m

dBµV/M is converted to uV/M for comparison to the specified limit using the formula:

invLog dBµV/M/20

32.2 dBuV/m = 40.74 uV/m

RF Power Conversion:

Power readings in dBm may be converted to mW using the formula:

InvLog dBm/10

Example: 20dBm = 100mW

FCC Section 15.247 (i)
RF Exposure Limits

Spread Spectrum Transmitters operating under 15.247 must be operated in a manner that ensures the public is not exposed to RF energy levels in access of the commission's guidelines. Based on the transmitter power and maximum antenna gain (see calculation below) the minimum separation distance was calculated to determine the distance for acceptable MPE power density levels to meet both the Occupational/Controlled Exposure and the General Population/Uncontrolled Exposure requirements of FCC Part 1.1310. The calculation below uses the more stringent General Population MPE Limits.

$$S = \frac{PG}{4\prod Dsq}$$

D = Minimum Separation Distance in cm

S = Max allowed Power Density in mW/cmsq

Per 1.1310 For the Frequency of 2400 MHz S = 1 mW/cmsq

Power = Max Power Input to Antenna = 95.41 mW

Gain = Max Power Gain of Antenna = 2.8 dBi = 1.905 numeric

$$1.0 \text{ mW/cmsq} = \frac{95.41x1.905}{4x(3.14)xD\text{^}2} = \frac{181.75}{12.56xD\text{^}2}$$

$$D\text{^}2 = \frac{181.75}{12.56x1.0}$$

$$D = \sqrt{14.47} = 3.8 \text{ cm}$$

The calculation above uses the highest power level for the device in this band.

Equipment List

FCC Section 15.247(a)(2)
Occupied Bandwidth

EN	Manufacturer	Description	Range	Model No.	Cal Date	Due Date
5026A	NARDA MICROWAVE	ATTENUATOR, COAXIAL	20 dB, DC - 11 GHz, 20W	768-20	1/14/2016	1/31/2017
5070	ROHDE & SCHWARZ	RECEIVER, EMI	20 Hz - 40 GHz	ESIB40	10/29/2014	10/31/2016

FCC Section 15.247 (d)
Band Edge Conducted Emissions, 30 MHz to 25 GHz

EN	Manufacturer	Description	Range	Model No.	Cal Date	Due Date
5026A	NARDA MICROWAVE	ATTENUATOR, COAXIAL	20 dB, DC - 11 GHz, 20W	768-20	1/14/2016	1/31/2017
5070	ROHDE & SCHWARZ	RECEIVER, EMI	20 Hz - 40 GHz	ESIB40	10/29/2014	10/31/2016

FCC Section 15.247(b)(3)
Power Output

EN	Manufacturer	Description	Range	Model No.	Cal Date	Due Date
5026A	NARDA MICROWAVE	ATTENUATOR, COAXIAL	20 dB, DC - 11 GHz, 20W	768-20	1/14/2016	1/31/2017
5070	ROHDE & SCHWARZ	RECEIVER, EMI	20 Hz - 40 GHz	ESIB40	10/29/2014	10/31/2016
5127	BOONTON ELECTRONICS	METER, RF POWER	10 KHz - 100 GHz	4532	3/7/2016	3/31/2017

FCC Section 15.247 (d)
Spurious Radiated Emissions, 30 MHz to 25 GHz

EN	Manufacturer	Description	Range	Model No.	Cal Date	Due Date
1232	AGILENT / HP	PRE-AMPLIFIER	1 - 26.5 GHz	8449B	6/17/2015	6/30/2016
3258	ETS / EMCO	ANTENNA, DOUBLE RIDGED GUIDE	1 - 18 GHz	3115	3/24/2015	9/30/2016
3430	MCS	ANTENNA, HORN	18 - 26.5 GHz	K-5039	No Calibration Required	
4029	RETLIF	OPEN AREA TEST SITE, FILING	3 / 10 Meters	RNH	5/15/2013	5/31/2016
4984G	MICROLAB / FXR	ANTENNA, HIGH GAIN HORN	12.4 - 18 GHz	Y638A	No Calibration Required	
5053	ETS / EMCO	ANTENNA, BICONILOG	26 MHz - 3 GHz	3142C	2/24/2015	8/31/2016
5133	NARDA MICROWAVE	ATTENUATOR, COAXIAL	10 dB, DC - 12.4 GHz	757C-10	10/28/2015	10/31/2016
R469	AGILENT / HP	ANALYZER, SPECTRUM	100 Hz - 26.5 GHz	E7405A;A	11/17/2015	11/30/2016

FCC Section 15.247(e)
Power Density

EN	Manufacturer	Description	Range	Model No.	Cal Date	Due Date
5026A	NARDA MICROWAVE	ATTENUATOR, COAXIAL	20 dB, DC - 11 GHz, 20W	768-20	1/14/2016	1/31/2017
5070	ROHDE & SCHWARZ	RECEIVER, EMI	20 Hz - 40 GHz	ESIB40	10/29/2014	10/31/2016

FCC Section 15.207 (a)
AC Line Conducted Emissions, 150 kHz to 30 MHz

EN	Manufacturer	Description	Range	Model No.	Cal Date	Due Date
4027	SOLAR ELECTRONICS	LISN	50 uH, 10 kHz - 50 MHz	9252-50-R-24-BNC	2/29/2016	2/28/2017
4028	ACME	TRANSFORMER, ISOLATION		120X240	No Calibration Required	
5070	ROHDE & SCHWARZ	RECEIVER, EMI	20 Hz - 40 GHz	ESIB40	10/29/2014	10/31/2016
5133	NARDA MICROWAVE	ATTENUATOR, COAXIAL	10 dB, DC - 12.4 GHz	757C-10	10/28/2015	10/31/2016
5151	DELL	COMPUTER, CONTROL	N/A	OPTIPLEX 755	No Calibration Required	

FCC Section 15.247(b)(3)
40 MHz WIFI Power Output

EN	Manufacturer	Description	Range	Model No.	Cal Date	Due Date
3128B	LUCAS WEINSCHEL	ATTENUATOR, COAXIAL	22 dB, DC - 18 GHz	2	11/24/2015	11/30/2016
R471	AGILENT / HP	SENSOR, WIDEBAND PEAK POWER	50 MHz - 18 GHz	N1923A	8/13/2015	8/13/2016
R472	AGILENT / HP	ANALYZER, PEAK POWER	50 MHz - 40 GHz	8990B	8/17/2015	8/17/2016

Test Photographs
AC Line Conducted Emissions

EUT Configuration

Test Setup

FCC Section 15.207(a)
AC Line Conducted Emissions
Test Data

RETLIF TESTING LABORATORIES

Test Method	Conducted Emissions 150 kHz to 30 MHz		
Customer	Kuvee, Inc.	**Job No.**	R-6096N-2
Test Sample	Kuvee Smart Bottle		
Model No.	SBK-07	**Serial No.**	KV16050003
Operating Mode	Transmitting modulated signal, charging		
Test Specification	FCC Part 15. 207(a)		
Technician	M. Seamans	**Date**	May 13th, 2016
Climatic Conditions	Temp: 19.5 °C Relative Humidity: 30.0 %		
Lead Tested	120 VAC 60 Hz Hot Peak Readings to Average Limits.		

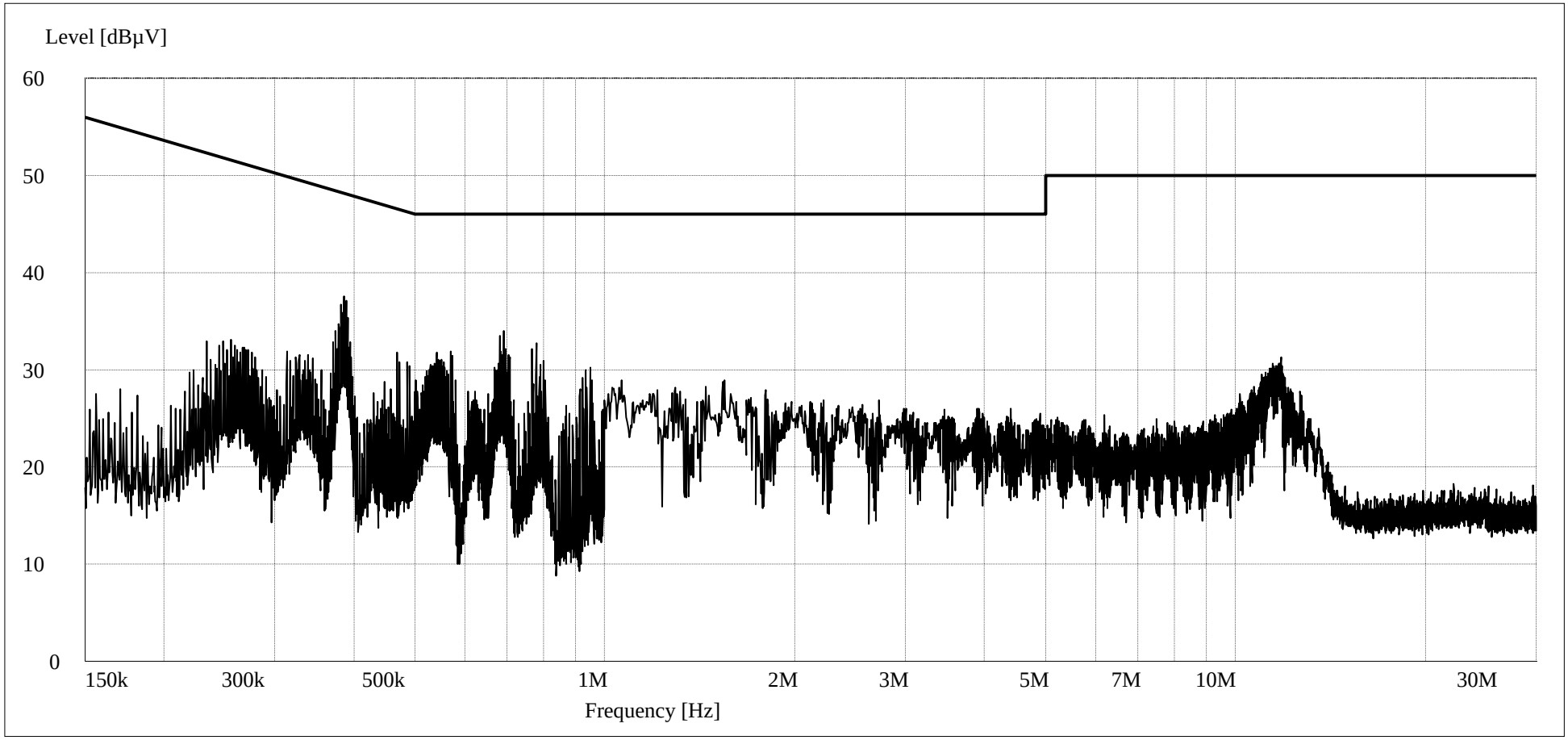

Page 1 of 2

RETLIF TESTING LABORATORIES

Test Method	Conducted Emissions 150 kHz to 30 MHz		
Customer	Kuvee, Inc.	**Job No.**	R-6096N-2
Test Sample	Kuvee Smart Bottle		
Model No.	SBK-07	**Serial No.**	KV16050003
Operating Mode	Transmitting modulated signal, charging		
Test Specification	FCC Part 15. 207(a)		
Technician	M. Seamans	**Date**	May 13th, 2016
Climatic Conditions	Temp: 19.5 °C Relative Humidity: 30.0 %		
Lead Tested	120 VAC 60 Hz Neutral Peak Readings to Average Limits.		

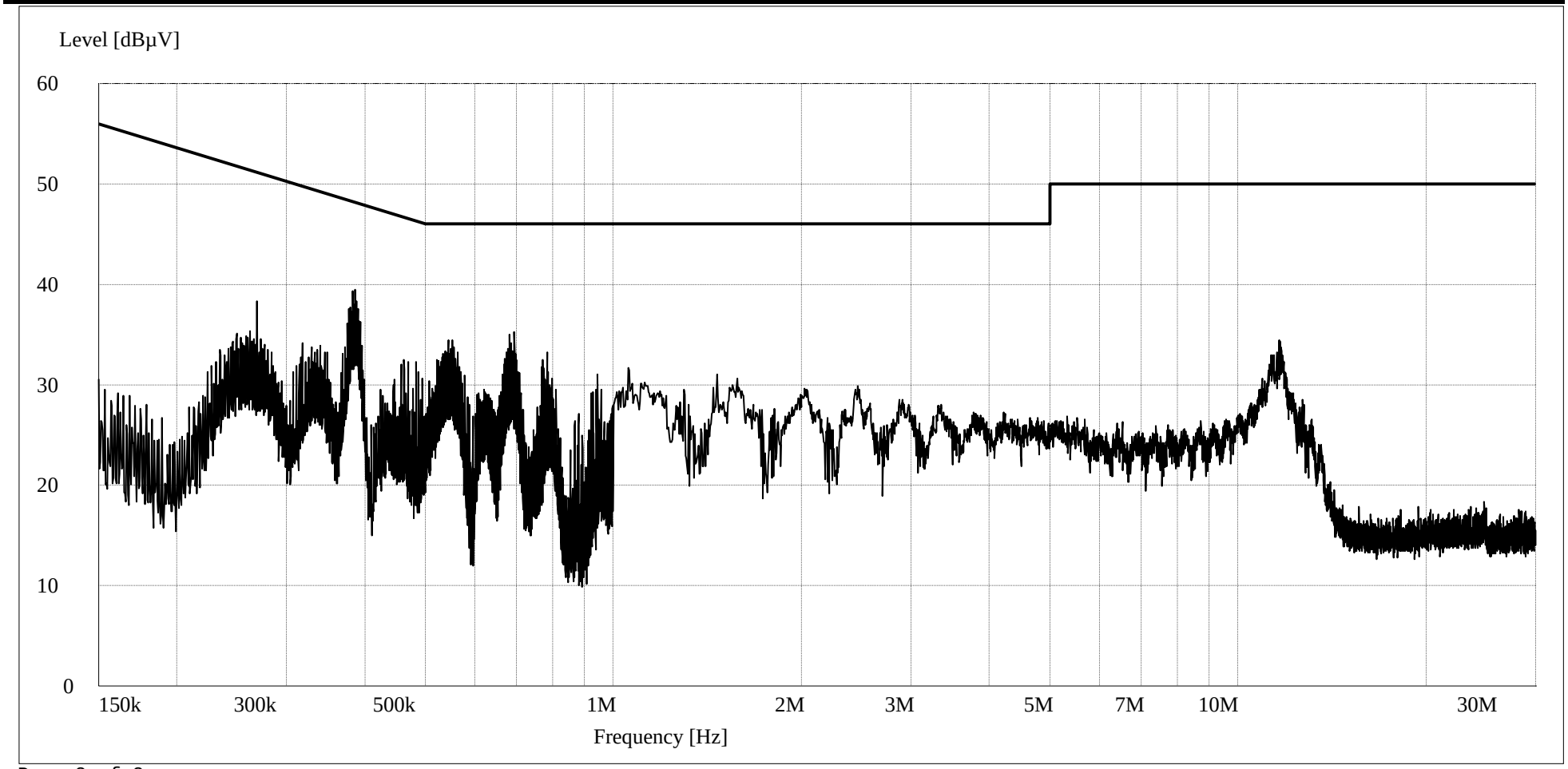

Page 2 of 2

Test Photographs
Occupied Bandwidth

Test Setup, Bluetooth Bandwidth

Test Setup, Wifi Bandwidth, 20 MHz

Test Photographs
Occupied Bandwidth

Test Setup, Wifi Bandwidth, 40 MHz

FCC Section 15.247(a)(2)
Occupied Bandwidth
Test Data

RETLIF TESTING LABORATORIES

Test Method:	6dB Bandwidth		
Customer	Kuvee, Inc.	**Job No.**	R-6096N-2
Test Sample	Kuvee Smart Bottle		
Model Number	SBK-07	**Serial No.**	KV16050003
Operating Mode	Transmitting Bluetooth signal at 2.402 GHz		
Test Specification	FCC Part 15, Subpart C Paragraph: 15.247 (a)(2)		
Technician	M. Seamans	**Date**	May 9th, 2016
Climatic Conditions	Temp: 18.3 °C Relative Humidity: 30.6 %		
Notes	Occupied Bandwidth: 733.47 kHz		

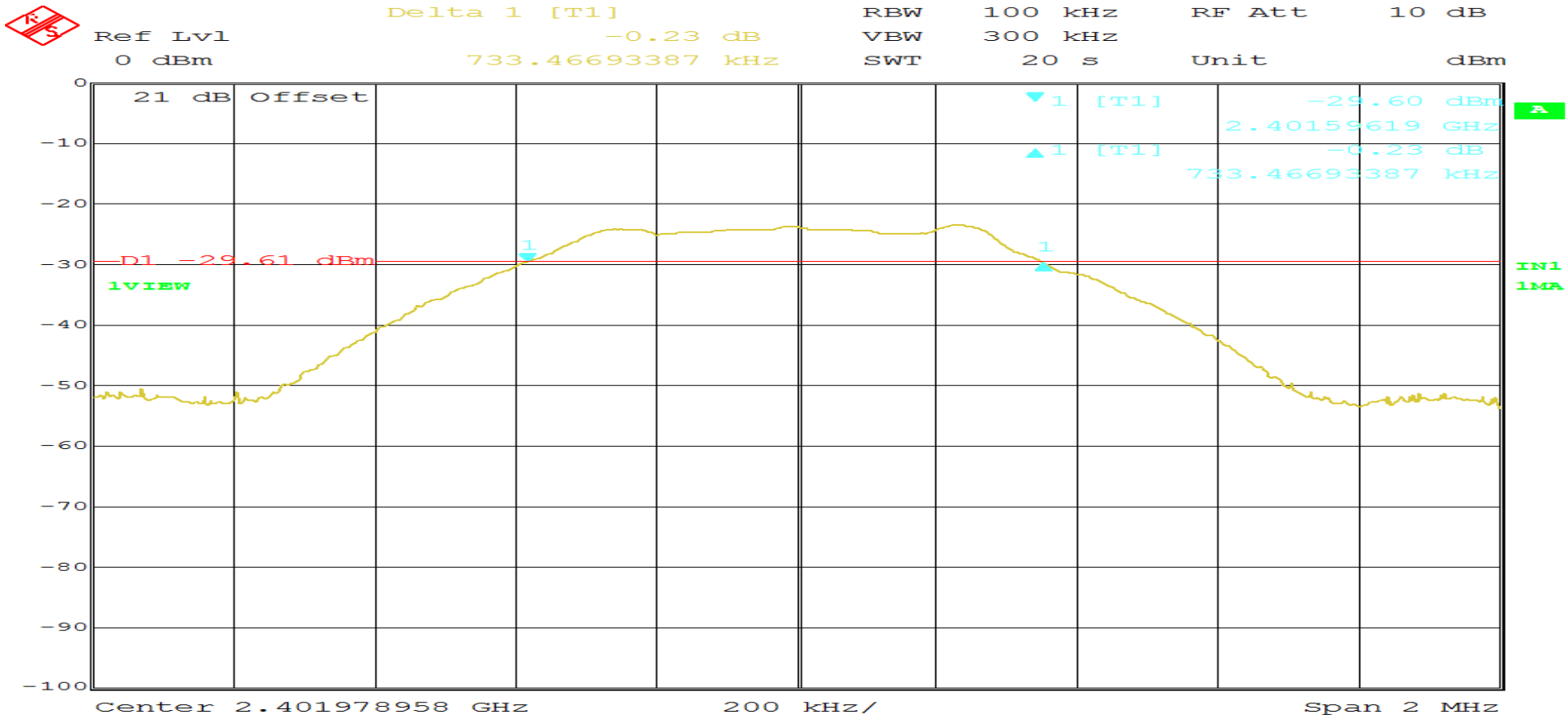

Page 1 of 3

RETLIF TESTING LABORATORIES

Test Method:	6dB Bandwidth		
Customer	Kuvee, Inc.	**Job No.**	R-6096N-2
Test Sample	Kuvee Smart Bottle		
Model Number	SBK-07	**Serial No.**	KV16050003
Operating Mode	Transmitting Bluetooth signal at 2.440 GHz		
Test Specification	FCC Part 15, Subpart C Paragraph: 15.247 (a)(2)		
Technician	M. Seamans	**Date**	May 9th, 2016
Climatic Conditions	Temp: 18.3 °C Relative Humidity: 30.6 %		
Notes	Occupied Bandwidth: 741.48 kHz		

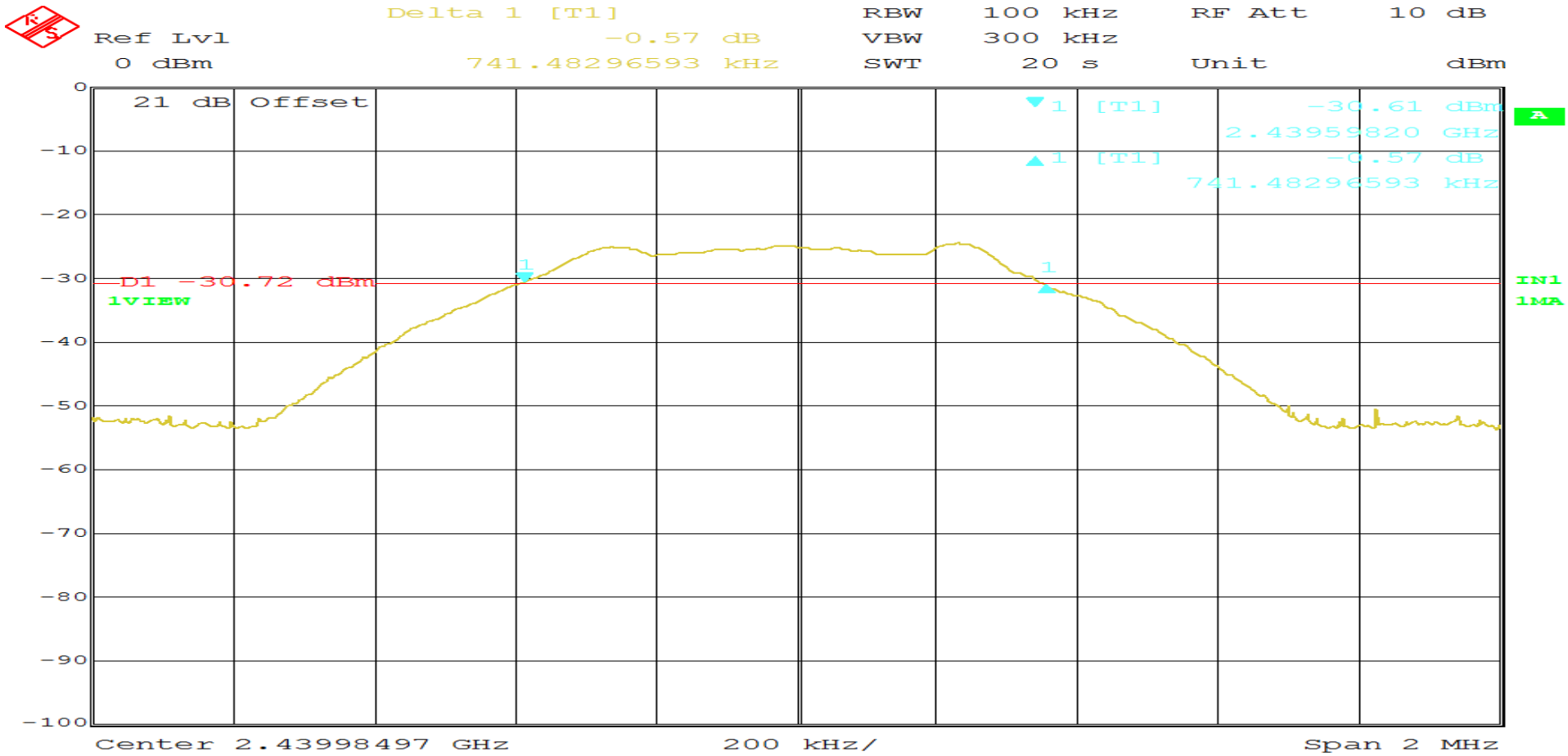

Page 2 of 3

RETLIF TESTING LABORATORIES

Test Method:	6dB Bandwidth		
Customer	Kuvee, Inc.	**Job No.**	R-6096N-2
Test Sample	Kuvee Smart Bottle		
Model Number	SBK-07	**Serial No.**	KV16050003
Operating Mode	Transmitting Bluetooth signal at 2.480 GHz		
Test Specification	FCC Part 15, Subpart C Paragraph: 15.247 (a)(2)		
Technician	M. Seamans	**Date**	May 9th, 2016
Climatic Conditions	Temp: 18.3 °C Relative Humidity: 30.6 %		
Notes	Occupied Bandwidth: 741.48 kHz		

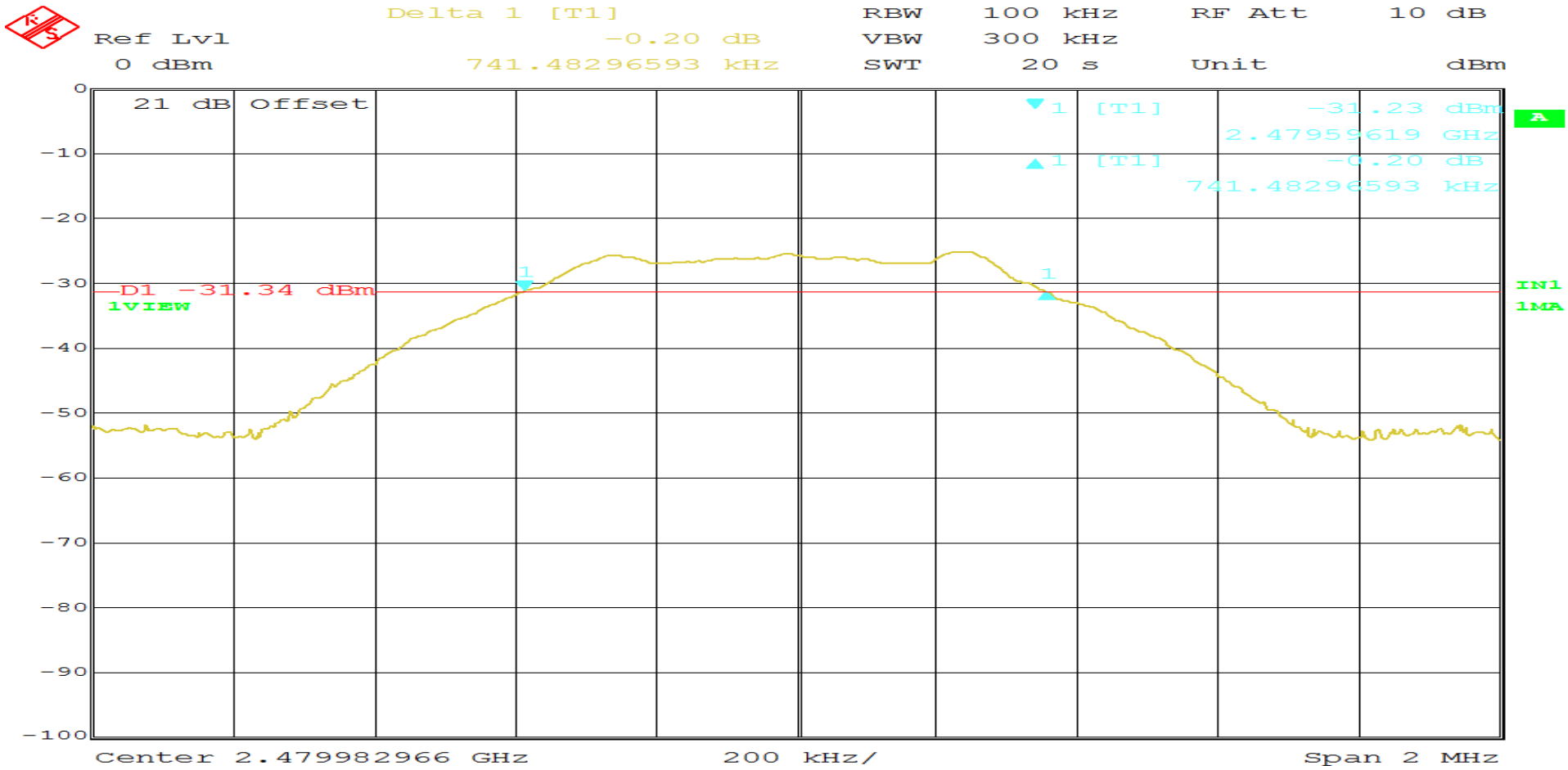

Page 3 of 3

Occupied Bandwidth
20 MHz Wifi Test Data

RETLIF TESTING LABORATORIES

Test Method:	6dB Bandwidth		
Customer	Kuvee, Inc.	**Job No.**	R-6096N-2
Test Sample	Kuvee Smart Bottle		
Model Number	SBK-07	**Serial No.**	KV16050003
Operating Mode	Transmitting 20 MHz WiFi signal at 2.412 GHz		
Test Specification	FCC Part 15, Subpart C Paragraph: 15.247 (a)(2)		
Technician	M. Seamans	**Date**	May 9th, 2016
Climatic Conditions	Temp: 18.3 °C Relative Humidity: 30.6 %		
Notes	Occupied Bandwidth: 15.63 MHz		

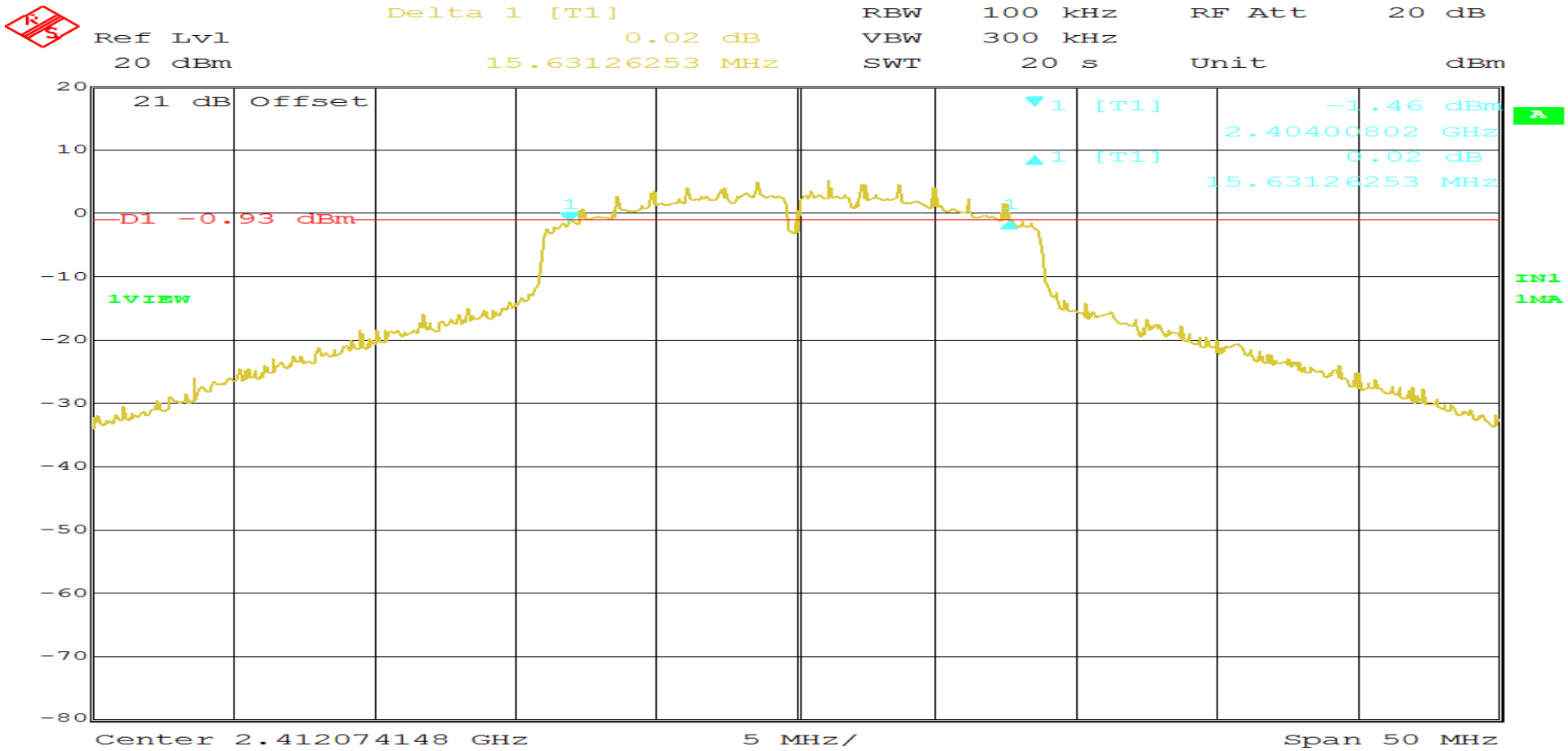

Page 1 of 3

RETLIF TESTING LABORATORIES

Test Method:	6dB Bandwidth		
Customer	Kuvee, Inc.	**Job No.**	R-6096N-2
Test Sample	Kuvee Smart Bottle		
Model Number	SBK-07	**Serial No.**	KV16050003
Operating Mode	Transmitting 20 MHz WiFi signal at 2.440 GHz		
Test Specification	FCC Part 15, Subpart C Paragraph: 15.247 (a)(2)		
Technician	M. Seamans	**Date**	May 9th, 2016
Climatic Conditions	Temp: 18.3 °C Relative Humidity: 30.6 %		
Notes	Occupied Bandwidth: 15.53 MHz		

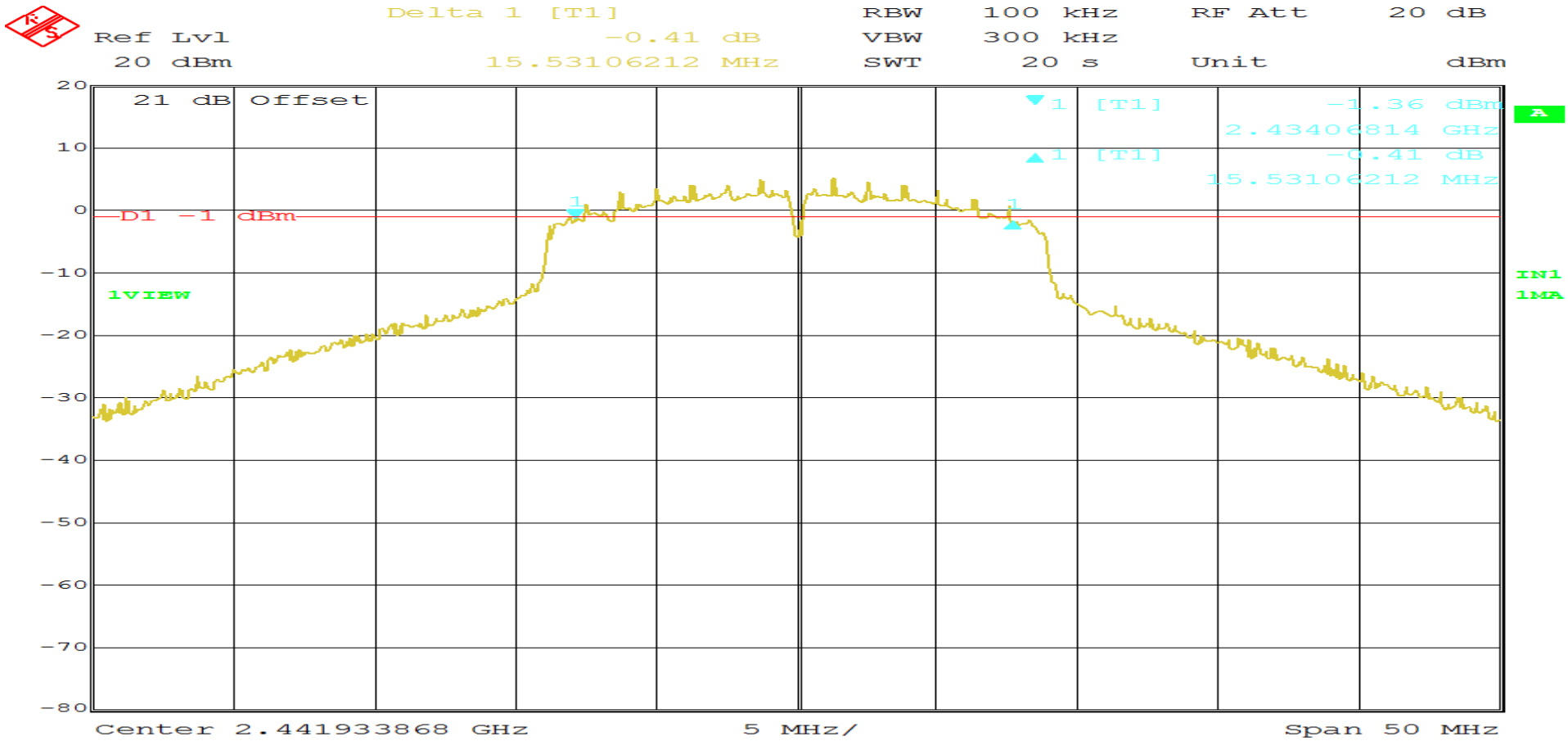

Page 2 of 3

RETLIF TESTING LABORATORIES

Test Method:	6dB Bandwidth		
Customer	Kuvee, Inc.	**Job No.**	R-6096N-2
Test Sample	Kuvee Smart Bottle		
Model Number	SBK-07	**Serial No.**	KV16050003
Operating Mode	Transmitting 20 MHz WiFi signal at 2.462 GHz		
Test Specification	FCC Part 15, Subpart C Paragraph: 15.247 (a)(2)		
Technician	M. Seamans	**Date**	May 9th, 2016
Climatic Conditions	Temp: 18.3 °C Relative Humidity: 30.6 %		
Notes	Occupied Bandwidth: 15.43 MHz		

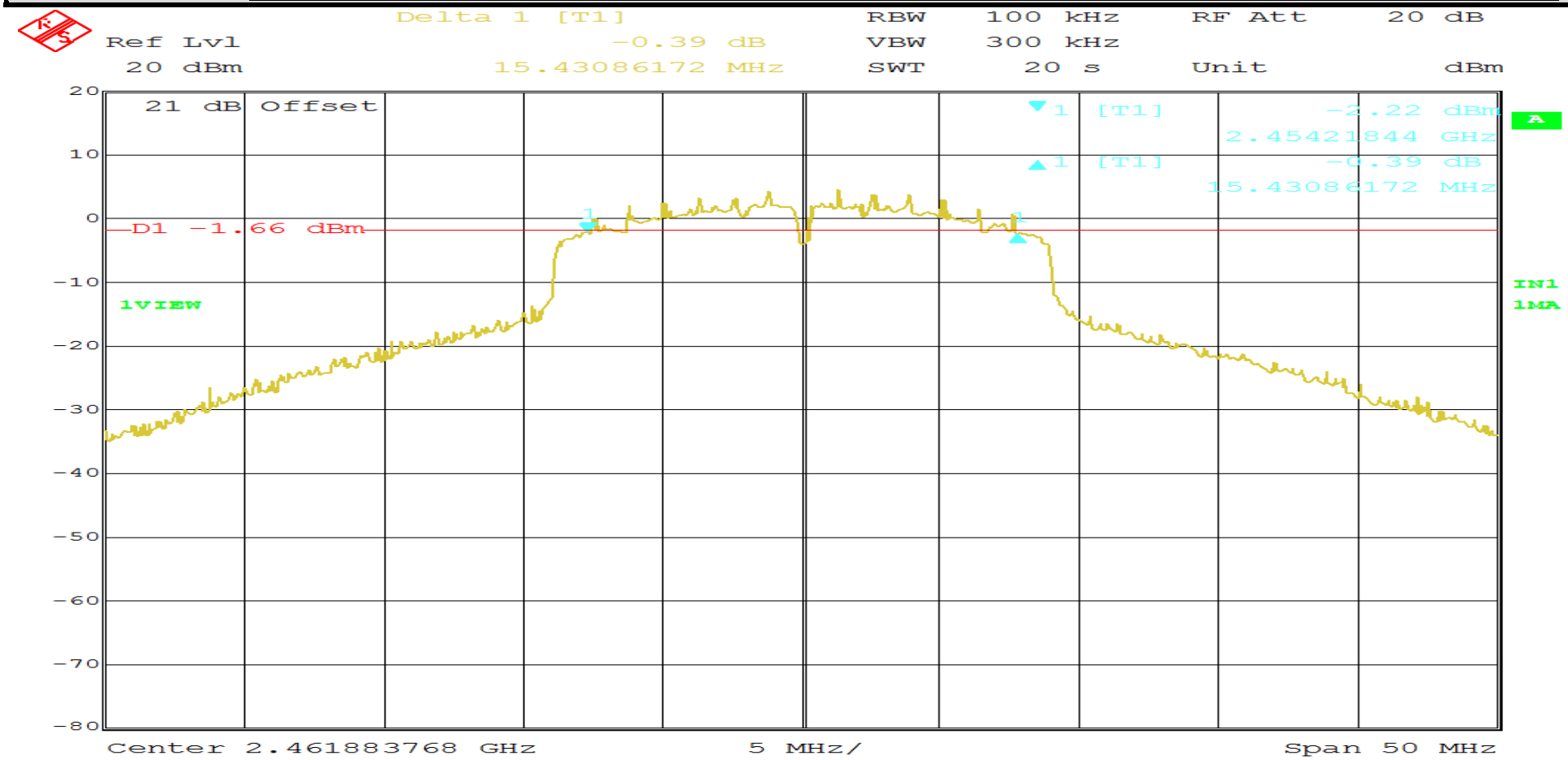

Page 3 of 3

Occupied Bandwidth
40 MHz Wifi Test Data

RETLIF TESTING LABORATORIES

Test Method:	6dB Bandwidth		
Customer	Kuvee, Inc.	**Job No.**	R-6096N-2
Test Sample	Kuvee Smart Bottle		
Model Number	SBK-07	**Serial No.**	KV16050003
Operating Mode	Transmitting 40 MHz WiFi signal at 2.422 GHz		
Test Specification	FCC Part 15, Subpart C Paragraph: 15.247 (a)(2)		
Technician	M. Seamans	**Date**	May 9th, 2016
Climatic Conditions	Temp: 18.3 °C Relative Humidity: 30.6 %		
Notes	Occupied Bandwidth: 35.43 MHz		

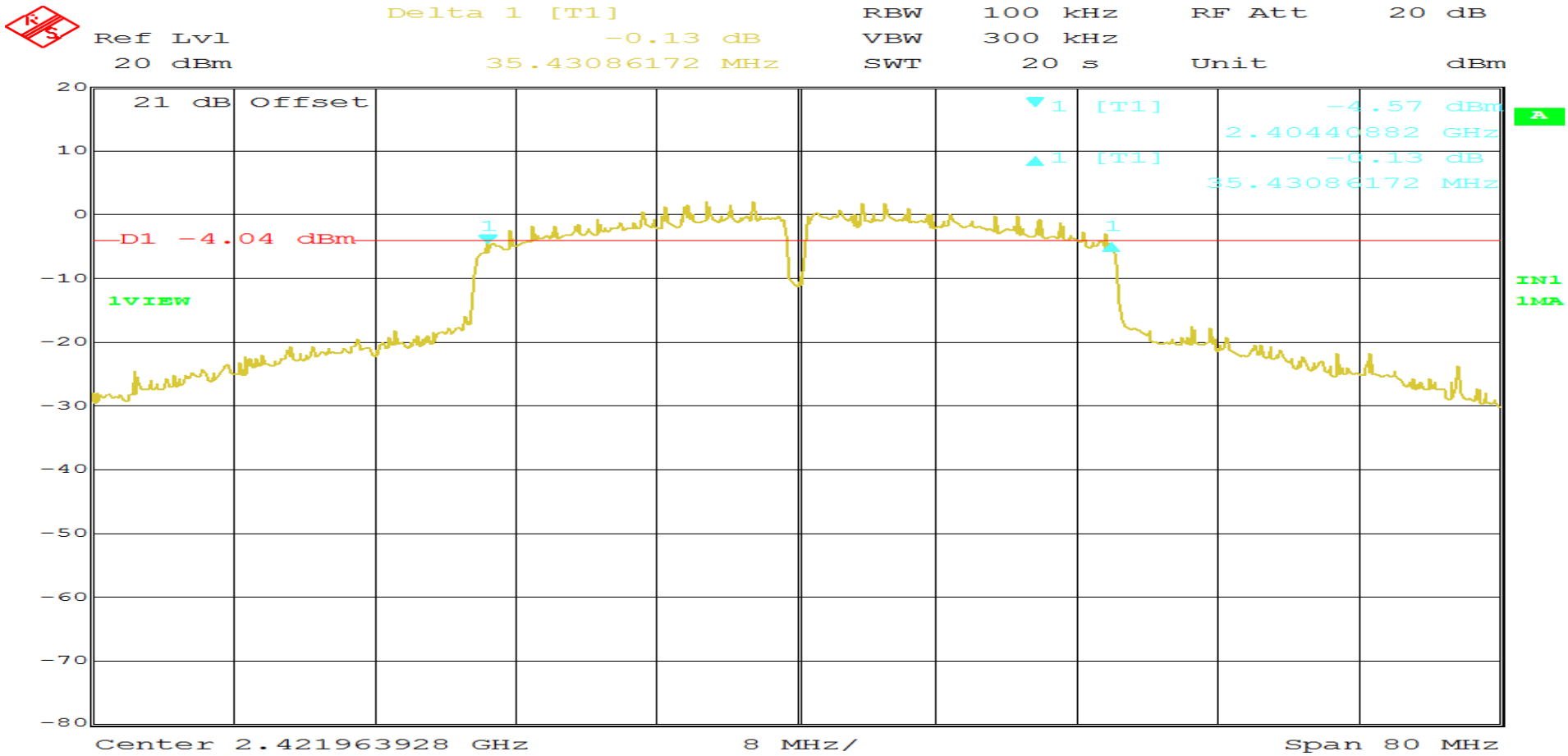

Page 1 of 3

RETLIF TESTING LABORATORIES

Test Method:	6dB Bandwidth		
Customer	Kuvee, Inc.	**Job No.**	R-6096N-2
Test Sample	Kuvee Smart Bottle		
Model Number	SBK-07	**Serial No.**	KV16050003
Operating Mode	Transmitting 40 MHz WiFi signal at 2.432 GHz		
Test Specification	FCC Part 15, Subpart C Paragraph: 15.247 (a)(2)		
Technician	M. Seamans	**Date**	May 9th, 2016
Climatic Conditions	Temp: 18.3 °C Relative Humidity: 30.6 %		
Notes	Occupied Bandwidth: 35.27 MHz		

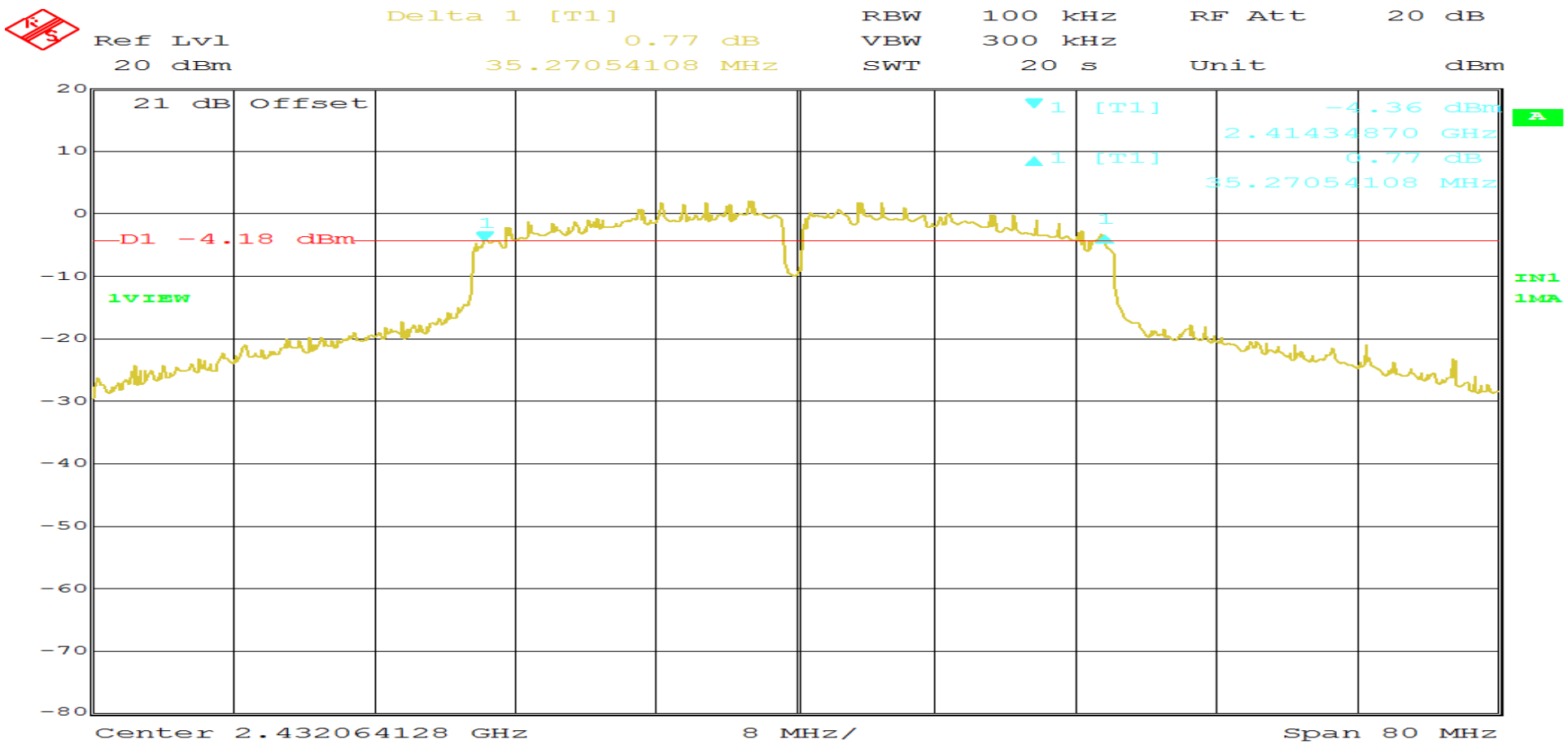

Page 2 of 3

RETLIF TESTING LABORATORIES

Test Method:	6dB Bandwidth		
Customer	Kuvee, Inc.	**Job No.**	R-6096N-2
Test Sample	Kuvee Smart Bottle		
Model Number	SBK-07	**Serial No.**	KV16050003
Operating Mode	Transmitting 40 MHz WiFi signal at 2.452 GHz		
Test Specification	FCC Part 15, Subpart C Paragraph: 15.247 (a)(2)		
Technician	M. Seamans	**Date**	May 9th, 2016
Climatic Conditions	Temp: 18.3 °C Relative Humidity: 30.6 %		
Notes	Occupied Bandwidth: 35.27 MHz		

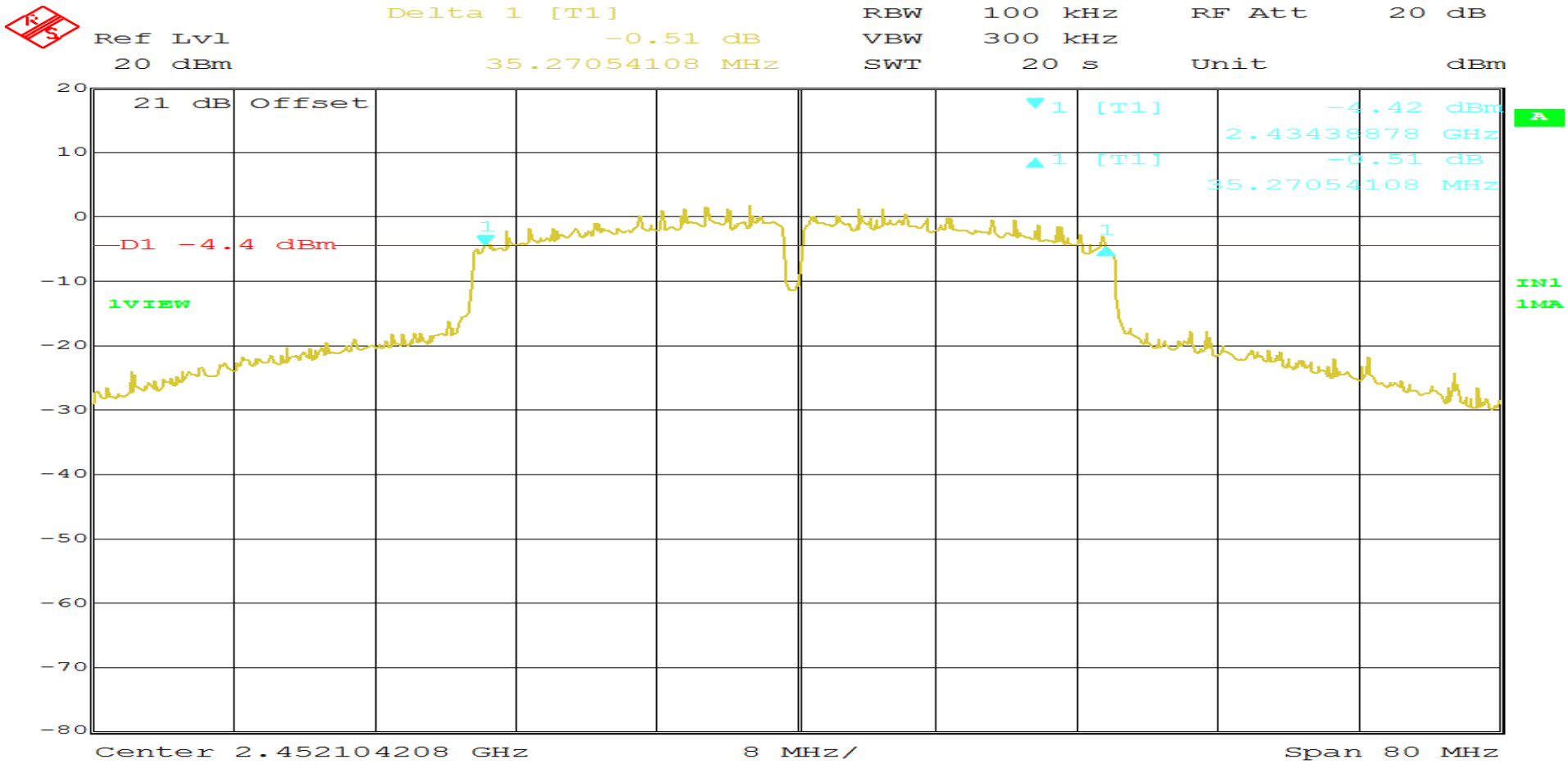

Page 3 of 3

Test Photographs
Power Output

Test Setup, Bluetooth

Test Setup, Wifi, 20 MHz

Test Photographs
Power Output



Test Setup, Wifi, 40 MHz

FCC Section 15.247 (b)(3)
Power Output
Test Data

RETLIF TESTING LABORATORIES

Test Method:	Conducted Peak Power Output		
Customer	Kuvee, Inc.	**Job No.**	R-6096N-2
Test Sample	Kuvee Smart Bottle		
Model Number	SBK-07	**Serial No.**	KV16050003
Operating Mode	Transmitting Bluetooth signal at 2.402 GHz		
Test Specification	FCC Part 15, Subpart C Paragraph: 15.247 (b)(3)		
Technician	M. Seamans	**Date**	May 9th, 2016
Climatic Conditions	Temp: 18.3 °C Relative Humidity: 30.6 %		
Notes	Peak Power Output: -22.67 dBm		

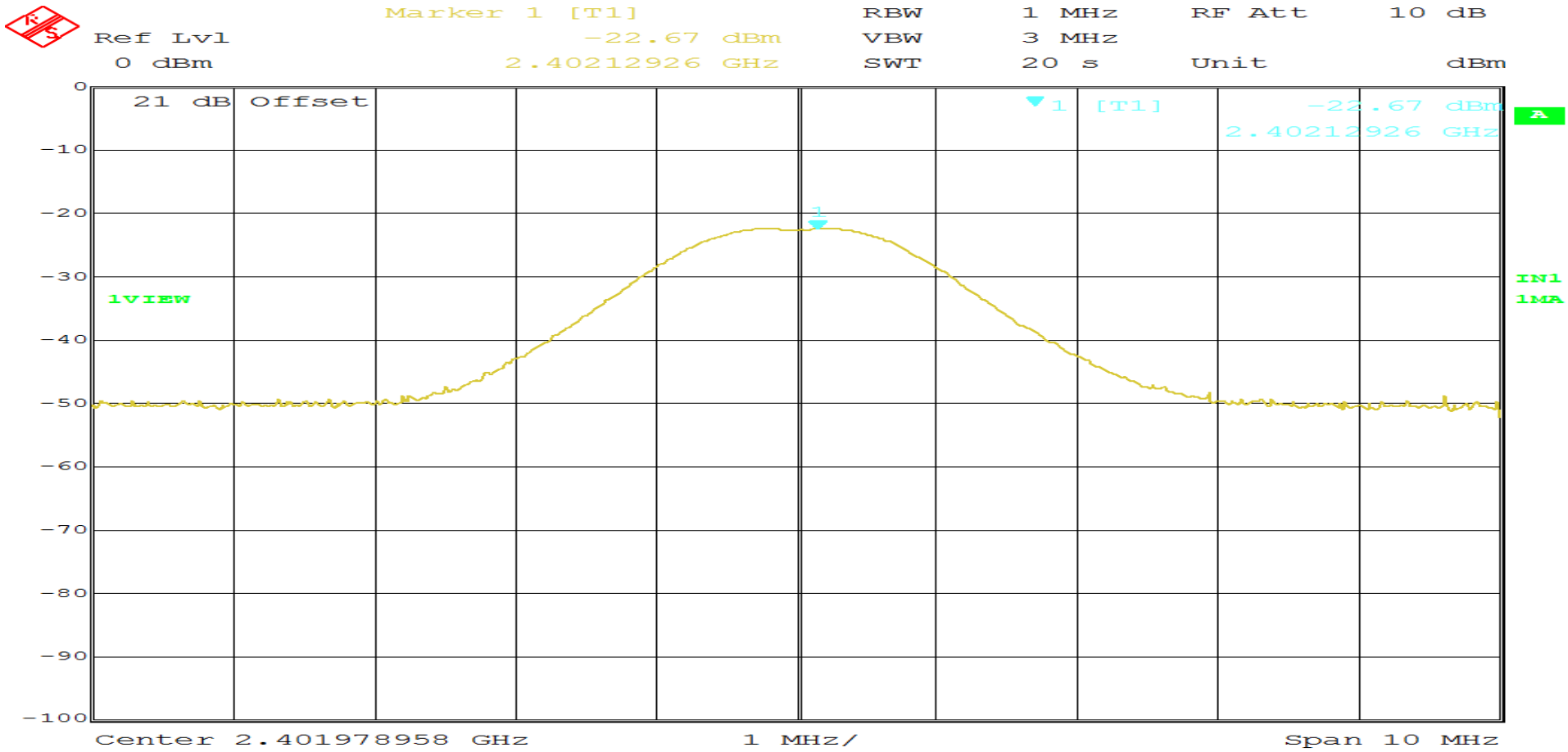

Page 1 of 3

RETLIF TESTING LABORATORIES

Test Method:	Conducted Peak Power Output		
Customer	Kuvee, Inc.	**Job No.**	R-6096N-2
Test Sample	Kuvee Smart Bottle		
Model Number	SBK-07	**Serial No.**	KV16050003
Operating Mode	Transmitting Bluetooth signal at 2.440 GHz		
Test Specification	FCC Part 15, Subpart C Paragraph: 15.247 (b)(3)		
Technician	M. Seamans	**Date**	May 9th, 2016
Climatic Conditions	Temp: 18.3 °C Relative Humidity: 30.6 %		
Notes	Peak Power Output: -23.82 dBm		

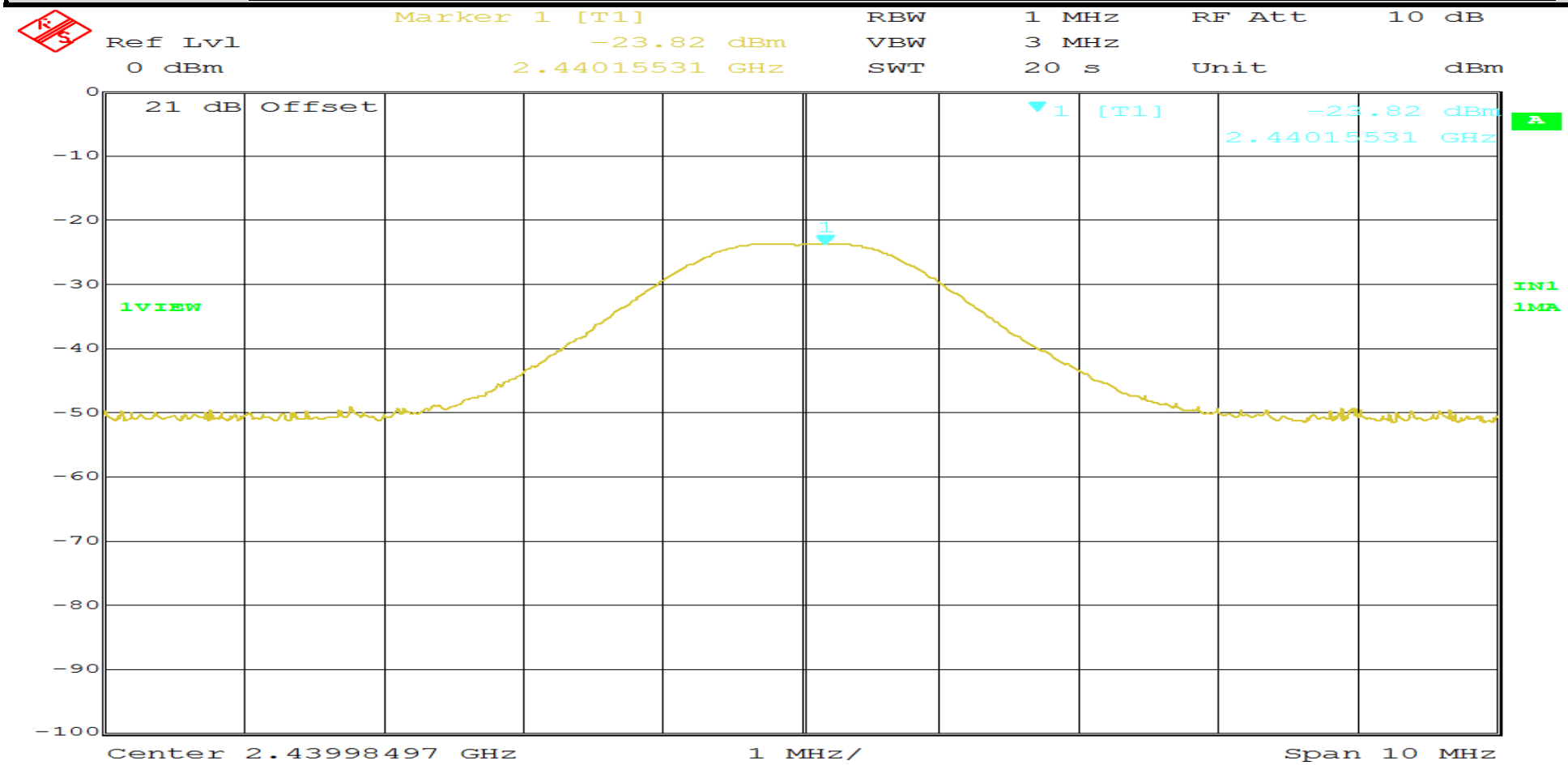

Page 2 of 3

RETLIF TESTING LABORATORIES

Test Method:	Conducted Peak Power Output		
Customer	Kuvee, Inc.	**Job No.**	R-6096N-2
Test Sample	Kuvee Smart Bottle		
Model Number	SBK-07	**Serial No.**	KV16050003
Operating Mode	Transmitting Bluetooth signal at 2.480 GHz		
Test Specification	FCC Part 15, Subpart C Paragraph: 15.247 (b)(3)		
Technician	M. Seamans	**Date**	May 9th, 2016
Climatic Conditions	Temp: 18.3 °C Relative Humidity: 30.6 %		
Notes	Peak Power Output: -24.36 dBm		

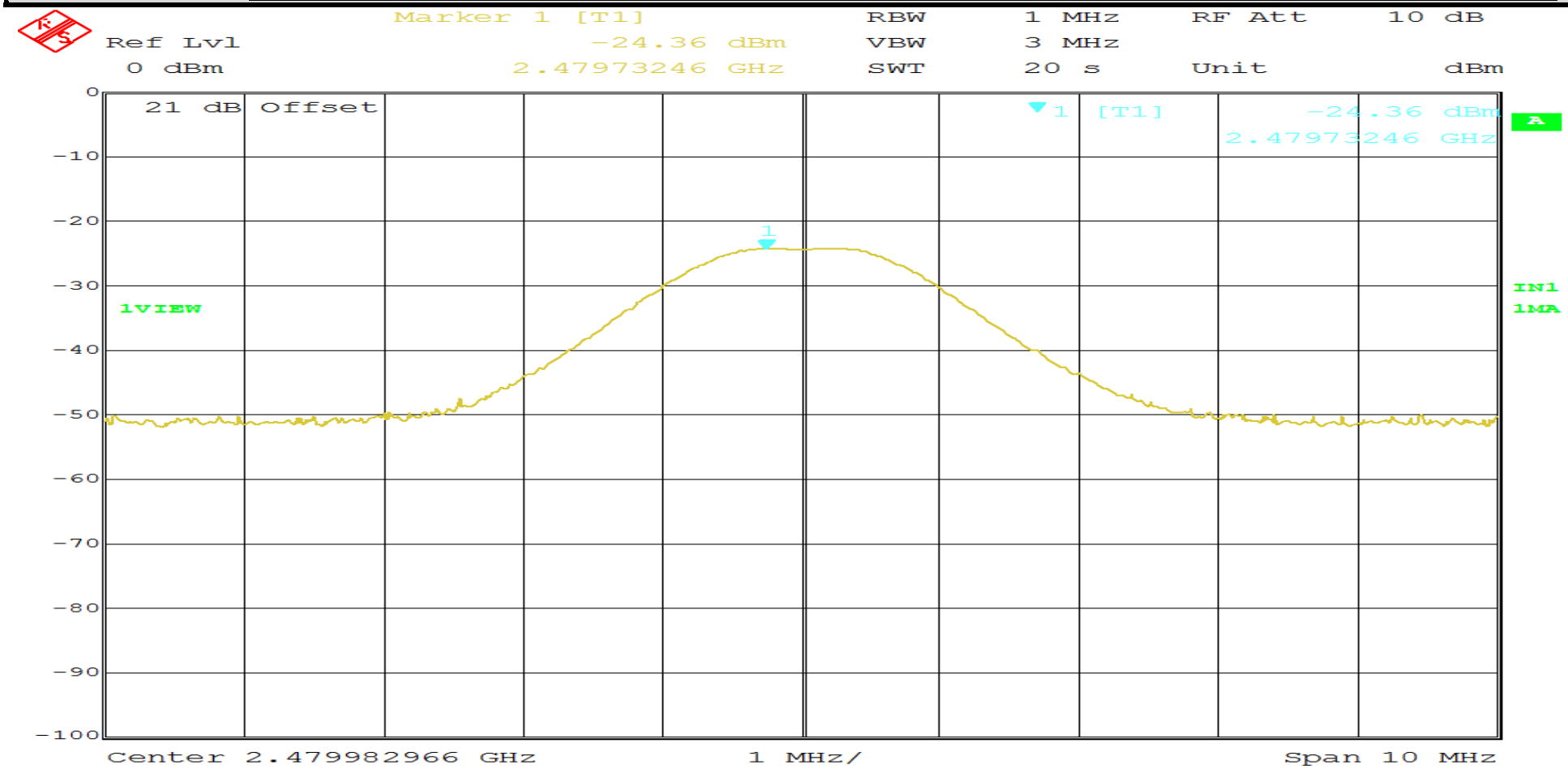

Page 3 of 3

Peak Power Output
20 MHz Wifi Test Data

RETLIF TESTING LABORATORIES

EMISSIONS TEST DATA SHEET

Test Method	**Peak Power Output**
Customer	Kuvee, Inc.
Job Number	R-6096N-2
Test Sample	Kuvee Smart Bottle
Model Number	SBK-07
Serial Number	KV16050003
Test Specification	FCC Part 15, Subpart C Paragraph 15.247 (b)(3)
Operating Mode	Transmitting 20 MHz WiFi signal
Technician	M. Seamans
Date	May 9th, 2016

Notes: Measurement method: 9.1.2, PKPM1 Broadband RF Peak Power Meter

Transmit Frequency	Power Meter Reading	Cable Loss	Corrected Reading	Converted Reading	Limit
MHz	**dBm**	**dB**	**dBM**	**mW**	**mW**
2412	18.71	1.00	19.71	93.541	1000.00
2440	18.55	1.00	19.55	90.157	1000.00
2462	18.28	1.00	19.28	84.723	1000.00

Data Sheet 1 of 1

Peak Power Output
40 MHz Wifi Test Data

RETLIF TESTING LABORATORIES

EMISSIONS TEST DATA SHEET

Test Method	**Peak Power Output**
Customer	Kuvee, Inc.
Job Number	R-6096N-2
Test Sample	Kuvee Smart Bottle
Model Number	SBK-07
Serial Number	KV16050003
Test Specification	FCC Part 15, Subpart C Paragraph 15.247 (b)(3)
Operating Mode	Transmitting 40 MHz WiFi signal
Technician	T. Hannemann
Date	June 15, 2016

Notes: Measurement method: 9.1.2, PKPM1 Broadband RF Peak Power Meter

Transmit Frequency	Power Meter Reading	Correction Factor	Corrected Reading	Converted Reading	Limit
MHz	**dBm**	**dB**	**dBM**	**mW**	**mW**
2422	-3.88	23	19.12	81.66	1000.00
2432	-3.9	23	19.1	81.28	1000.00
2452	-3.95	23	19.05	80.35	1000.00

Data Sheet 1 of 1

Test Photographs
Antenna Terminal Out of Band/Band Edge Conducted Emissions (30 MHz to 25 GHz)

Test Setup, Bluetooth

Test Setup, Wifi, 20 MHz

Test Photographs
Antenna Terminal Out of Band/Band Edge Conducted Emissions (30 MHz to 25 GHz)

Test Setup, Wifi, 40 MHz

FCC Section 15.247 (d)
Antenna Terminal Out of Band/Band Edge Conducted Emissions (30 MHz to 25 GHz)
Test Data

RETLIF TESTING LABORATORIES

Test Method:	Out of Band Conducted Emissions 25 MHz to 25 GHz		
Customer	Kuvee, Inc.	**Job No.**	R-6096N-2
Test Sample	Kuvee Smart Bottle		
Model Number	SBK-07	**Serial No.**	KV16050003
Operating Mode	Transmitting Bluetooth signal at 2.402 GHz		
Test Specification	FCC Part 15, Subpart C Paragraph: 15.247 (d)		
Technician	M. Seamans	**Date**	May 9th, 2016
Climatic Conditions	Temp: 18.3 °C Relative Humidity: 30.6 %		
Notes	Limit:-43.70 dBm Limit based off the PSD Level of -23.70 dBm		

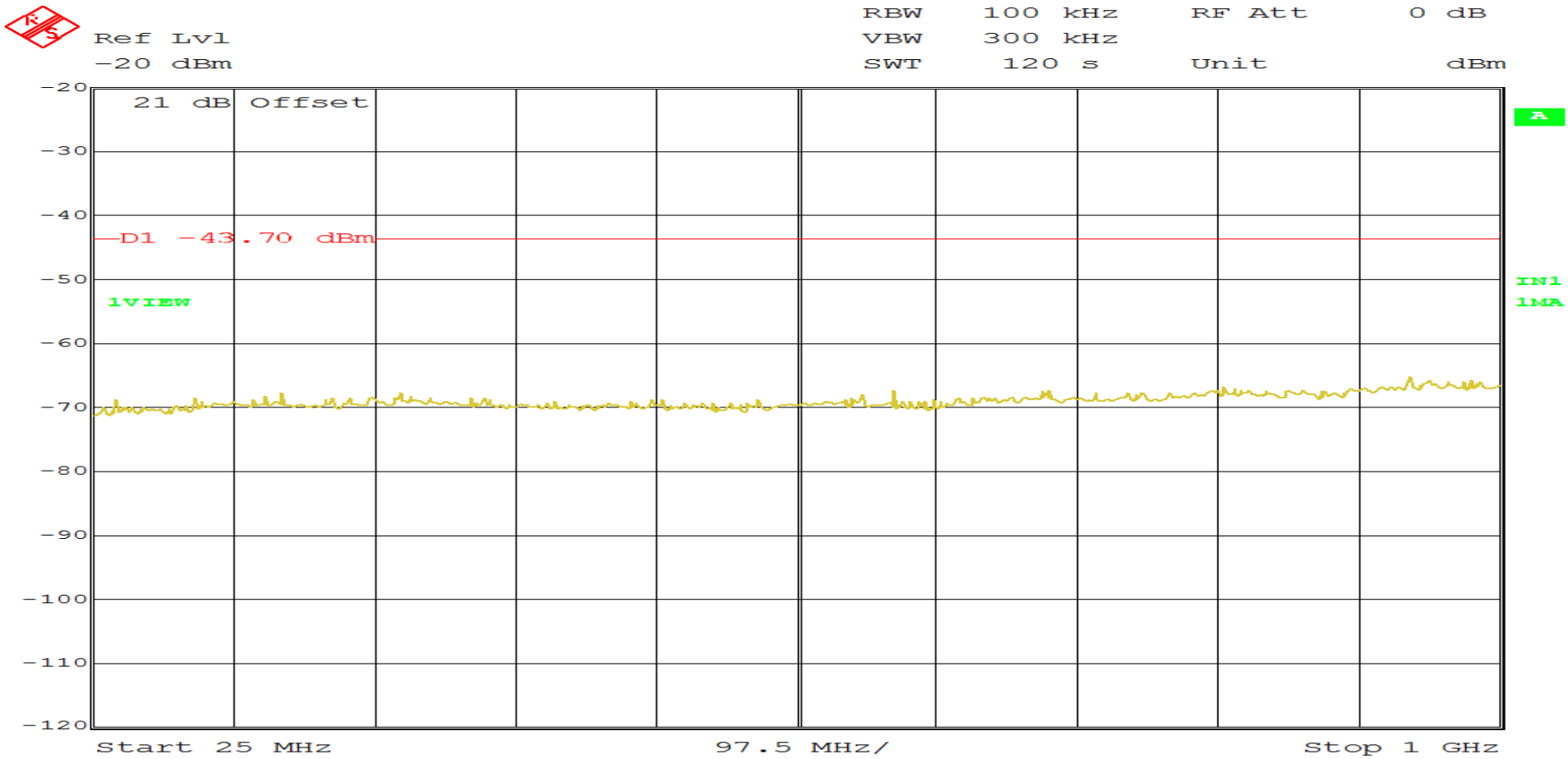

Page 1 of 6

RETLIF TESTING LABORATORIES

Test Method:	Out of Band Conducted Emissions 25 MHz to 25 GHz		
Customer	Kuvee, Inc.	**Job No.**	R-6096N-2
Test Sample	Kuvee Smart Bottle		
Model Number	SBK-07	**Serial No.**	KV16050003
Operating Mode	Transmitting Bluetooth signal at 2.402 GHz		
Test Specification	FCC Part 15, Subpart C Paragraph: 15.247 (d)		
Technician	M. Seamans	**Date**	May 9th, 2016
Climatic Conditions	Temp: 18.3 °C Relative Humidity: 30.6 %		
Notes	Limit:-43.70 dBm Limit based off the PSD Level of -23.70 dBm		

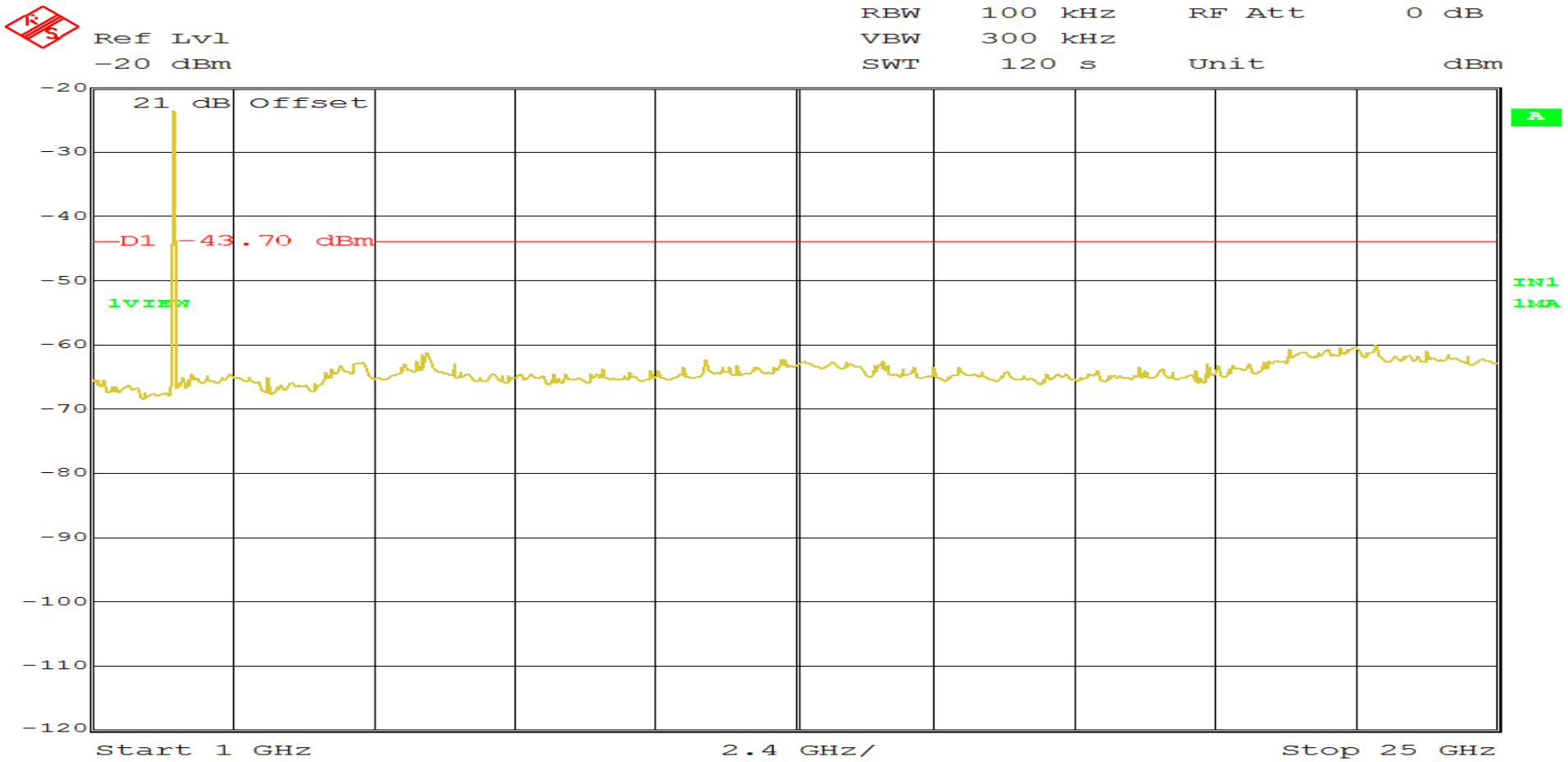

RETLIF TESTING LABORATORIES

Test Method:	Out of Band Conducted Emissions 25 MHz to 25 GHz		
Customer	Kuvee, Inc.	**Job No.**	R-6096N-2
Test Sample	Kuvee Smart Bottle		
Model Number	SBK-07	**Serial No.**	KV16050003
Operating Mode	Transmitting Bluetooth signal at 2.440 GHz		
Test Specification	FCC Part 15, Subpart C Paragraph: 15.247 (d)		
Technician	M. Seamans	**Date**	May 9th, 2016
Climatic Conditions	Temp: 18.3 °C Relative Humidity: 30.6 %		
Notes	Limit:-44.32 dBm Limit based off the PSD Level of -24.32 dBm		

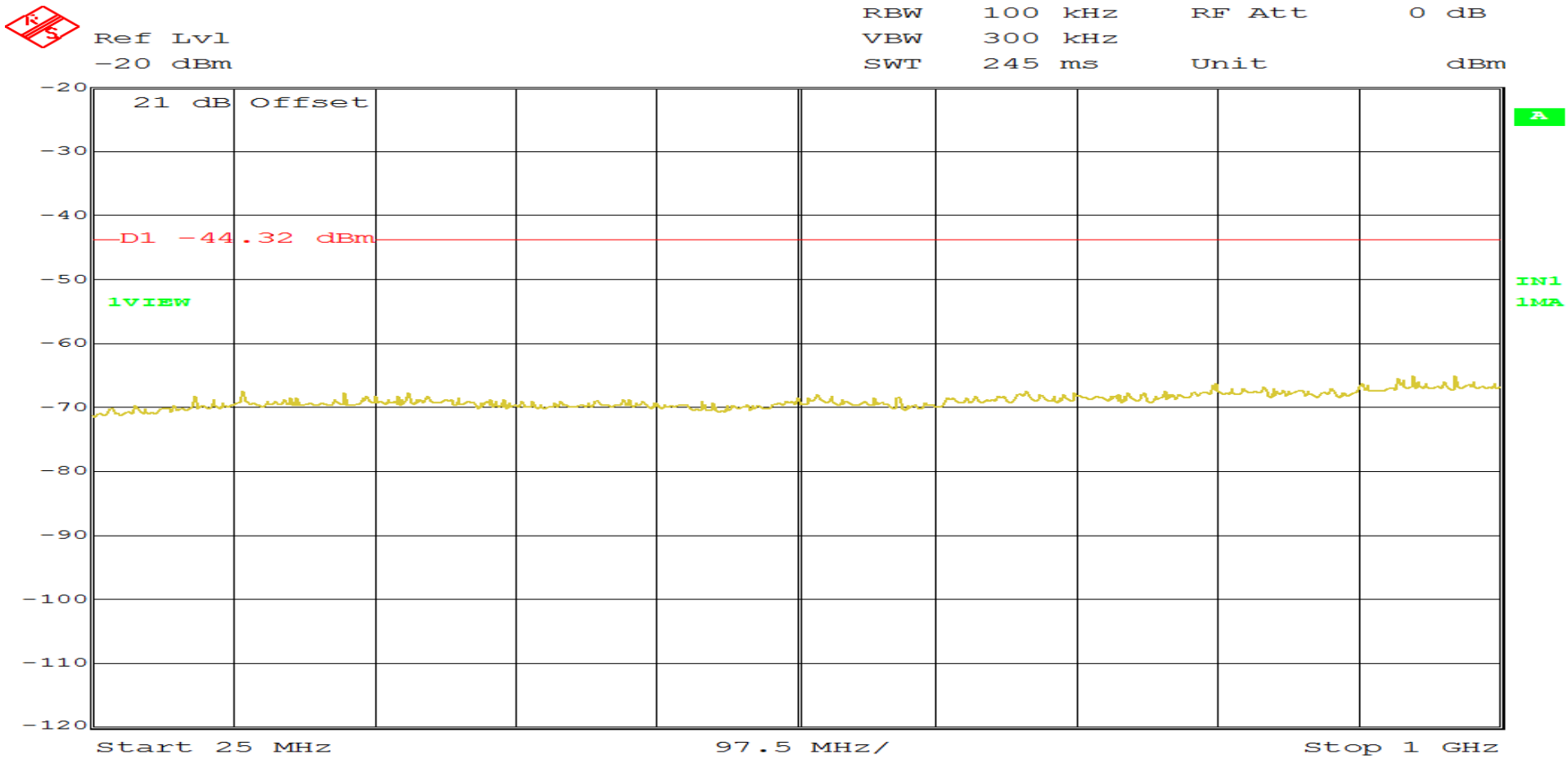

RETLIF TESTING LABORATORIES

Test Method:	Out of Band Conducted Emissions 25 MHz to 25 GHz		
Customer	Kuvee, Inc.	**Job No.**	R-6096N-2
Test Sample	Kuvee Smart Bottle		
Model Number	SBK-07	**Serial No.**	KV16050003
Operating Mode	Transmitting Bluetooth signal at 2.440 GHz		
Test Specification	FCC Part 15, Subpart C Paragraph: 15.247 (d)		
Technician	M. Seamans	**Date**	May 9th, 2016
Climatic Conditions	Temp: 18.3 °C Relative Humidity: 30.6 %		
Notes	Limit:-44.32 dBm Limit based off the PSD Level of -24.32 dBm		

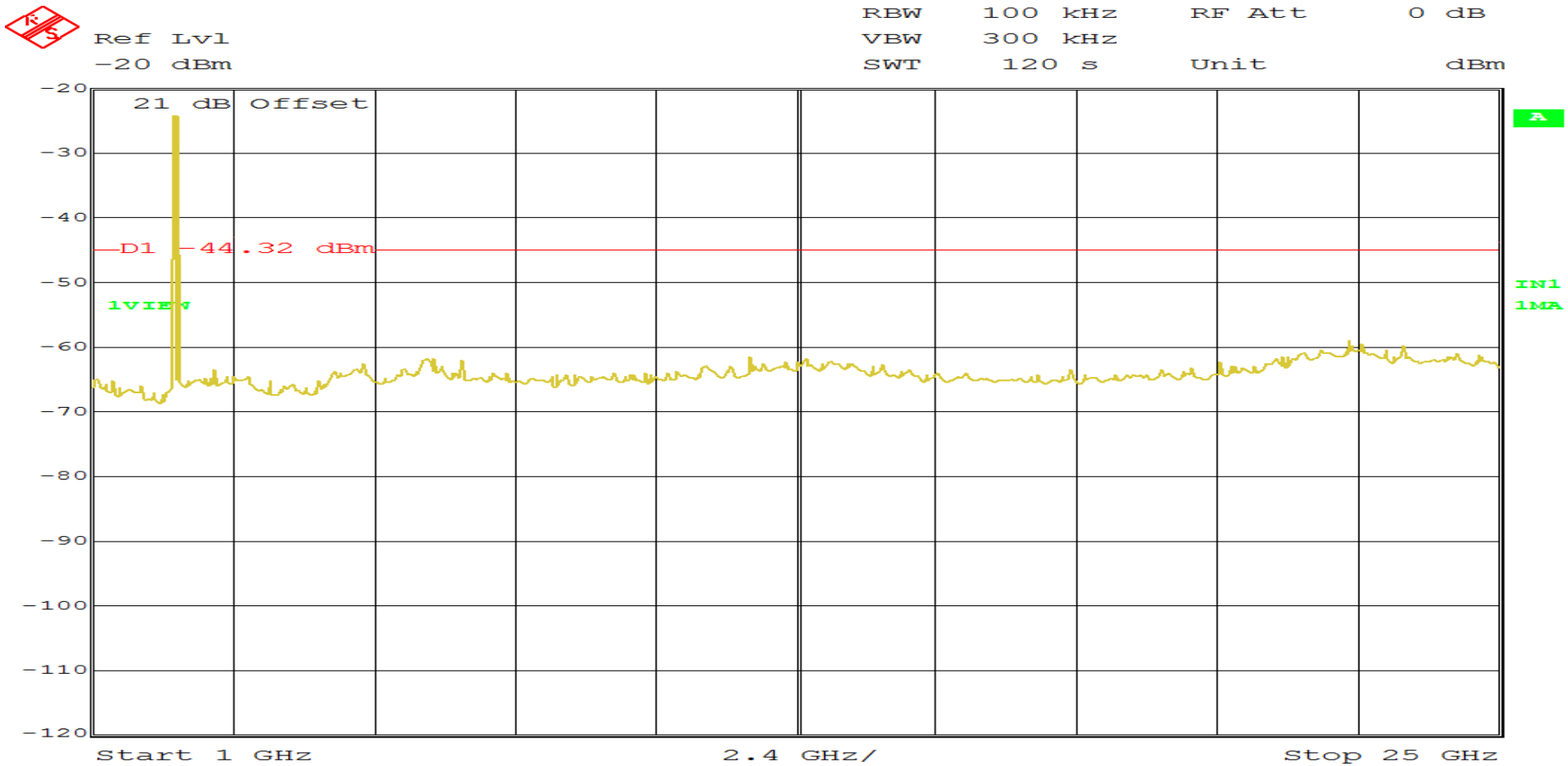

RETLIF TESTING LABORATORIES

Test Method:	Out of Band Conducted Emissions 25 MHz to 25 GHz		
Customer	Kuvee, Inc.	**Job No.**	R-6096N-2
Test Sample	Kuvee Smart Bottle		
Model Number	SBK-07	**Serial No.**	KV16050003
Operating Mode	Transmitting Bluetooth signal at 2.480 GHz		
Test Specification	FCC Part 15, Subpart C Paragraph: 15.247 (d)		
Technician	M. Seamans	**Date**	May 9th, 2016
Climatic Conditions	Temp: 18.3 °C Relative Humidity: 30.6 %		
Notes	Limit:-45.52 dBm Limit based off the PSD Level of -45.52 dBm		

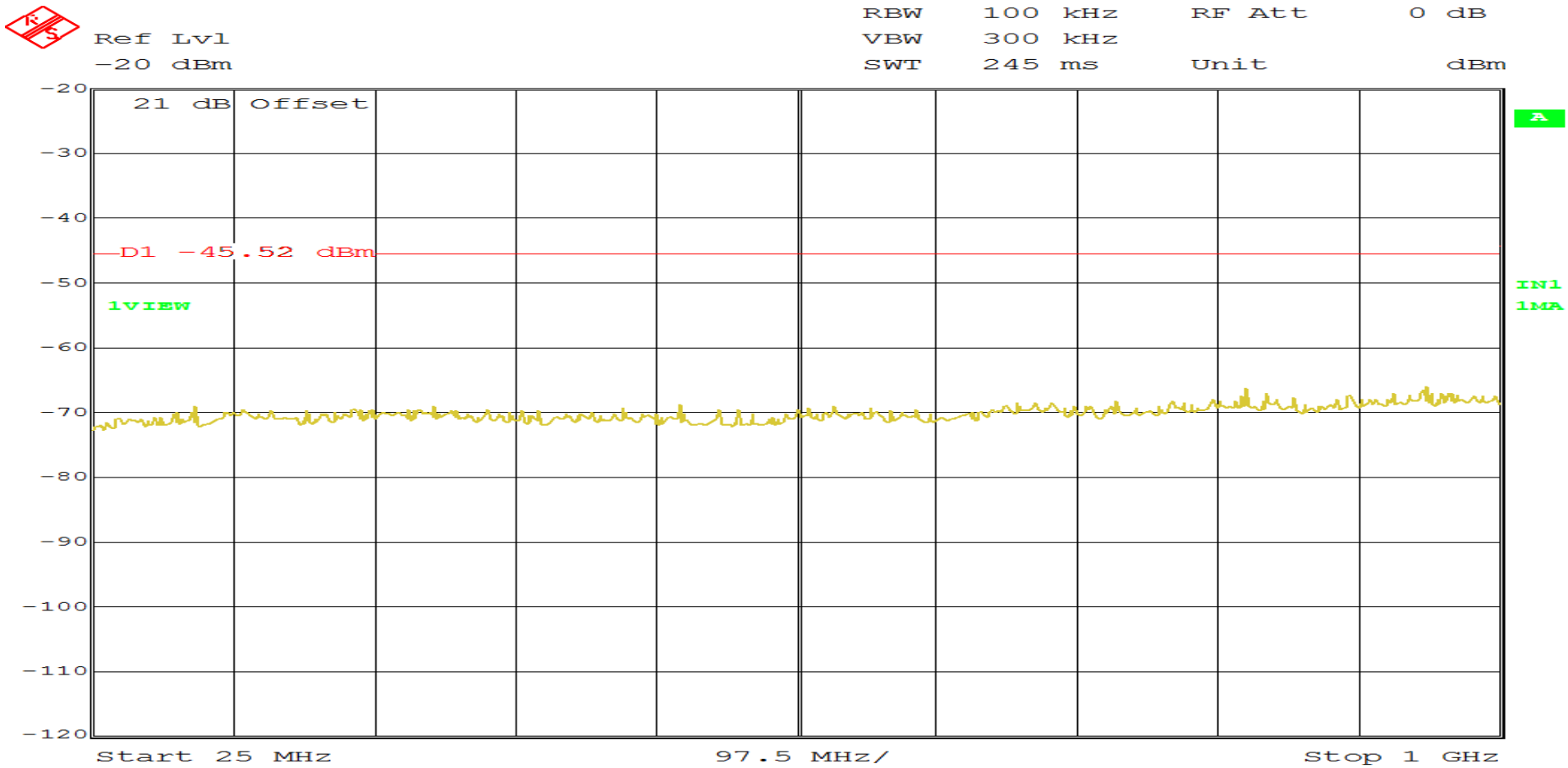

RETLIF TESTING LABORATORIES

Test Method:	Out of Band Conducted Emissions 25 MHz to 25 GHz		
Customer	Kuvee, Inc.	**Job No.**	R-6096N-2
Test Sample	Kuvee Smart Bottle		
Model Number	SBK-07	**Serial No.**	KV16050003
Operating Mode	Transmitting Bluetooth signal at 2.480 GHz		
Test Specification	FCC Part 15, Subpart C Paragraph: 15.247 (d)		
Technician	M. Seamans	**Date**	May 9th, 2016
Climatic Conditions	Temp: 18.3 °C Relative Humidity: 30.6 %		
Notes	Limit:-45.52 dBm Limit based off the PSD Level of -45.52 dBm		

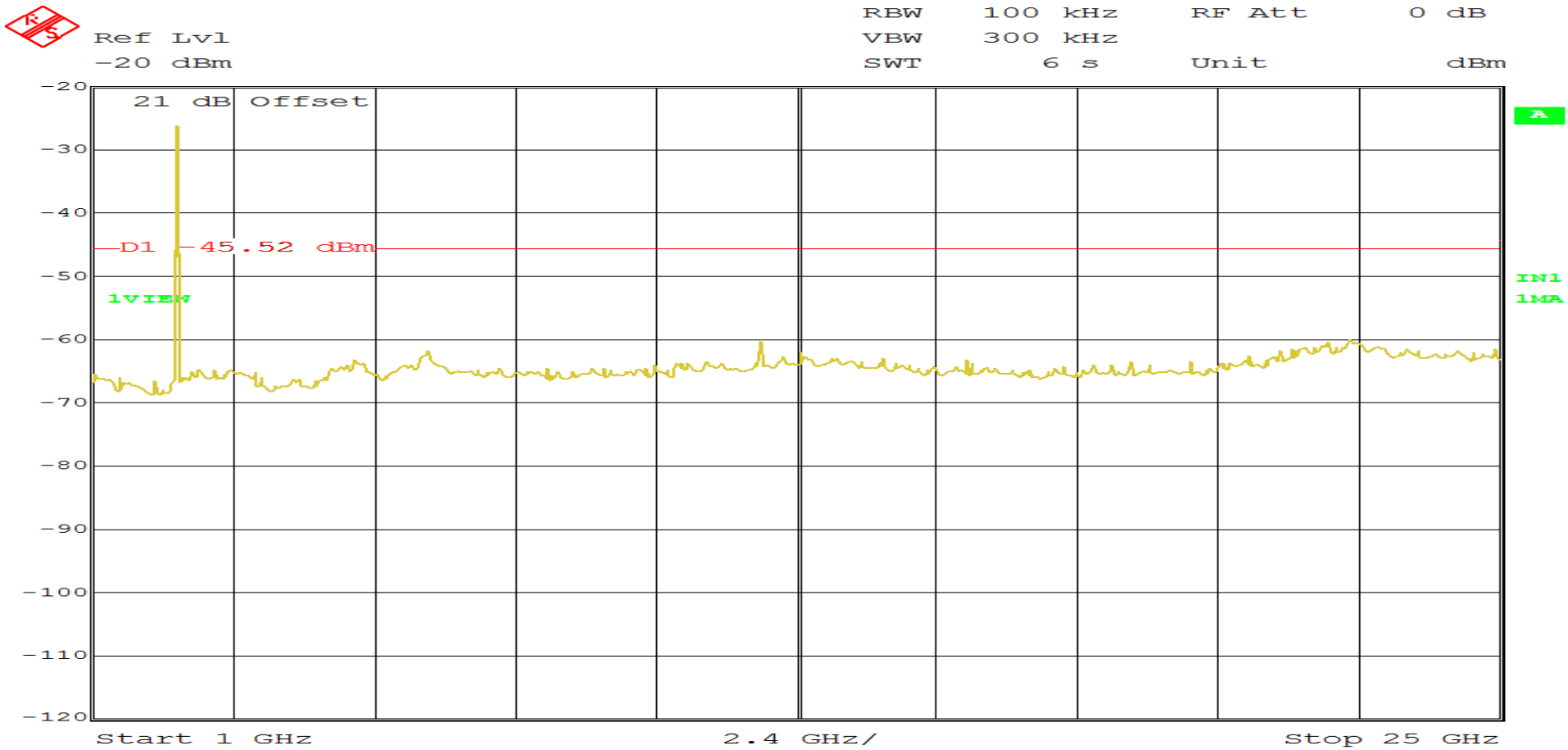

Page 6 of 6

Band Edge Conducted
Test Data

RETLIF TESTING LABORATORIES

Test Method:	Band Edge Conducted		
Customer	Kuvee, Inc.	**Job No.**	R-6096N-2
Test Sample	Kuvee Smart Bottle		
Model Number	SBK-07	**Serial No.**	KV16050003
Operating Mode	Transmitting Bluetooth signal at 2.402 GHz		
Test Specification	FCC Part 15, Subpart C Paragraph: 15.247 (d)		
Technician	M. Seamans	**Date**	May 9th, 2016
Climatic Conditions	Temp: 18.3 °C Relative Humidity: 30.6 %		
Notes	Limit: -43.70 dBm Limit based off the PSD Level of -23.70 dBm		

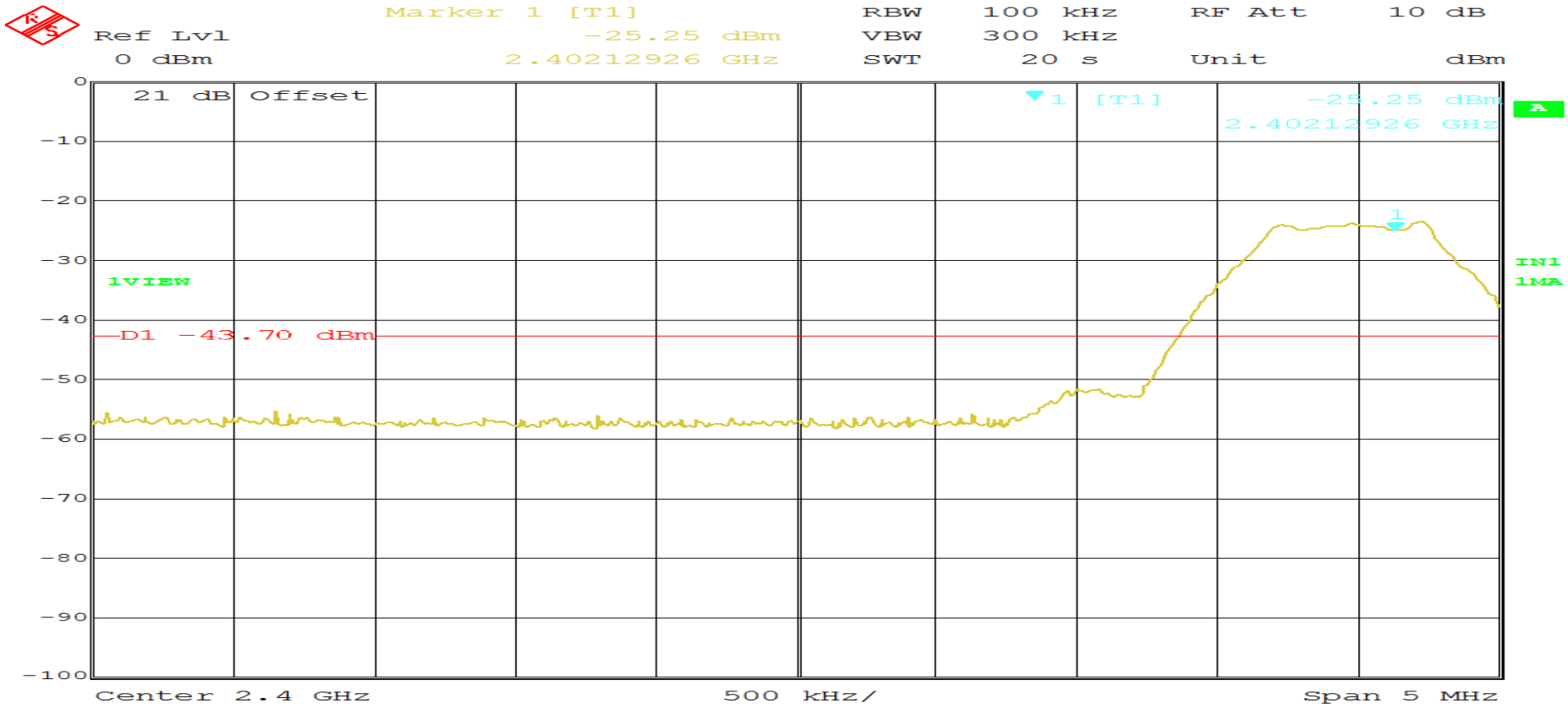

Page 1 of 2

RETLIF TESTING LABORATORIES

Test Method:	Band Edge Conducted		
Customer	Kuvee, Inc.	**Job No.**	R-6096N-2
Test Sample	Kuvee Smart Bottle		
Model Number	SBK-07	**Serial No.**	KV16050003
Operating Mode	Transmitting Bluetooth signal at 2.480 GHz		
Test Specification	FCC Part 15, Subpart C Paragraph: 15.247 (d)		
Technician	M. Seamans	**Date**	May 9th, 2016
Climatic Conditions	Temp: 18.3 °C Relative Humidity: 30.6 %		
Notes	Limit: -45.52 dBm Limit based off the PSD Level of -25.52 dBm		

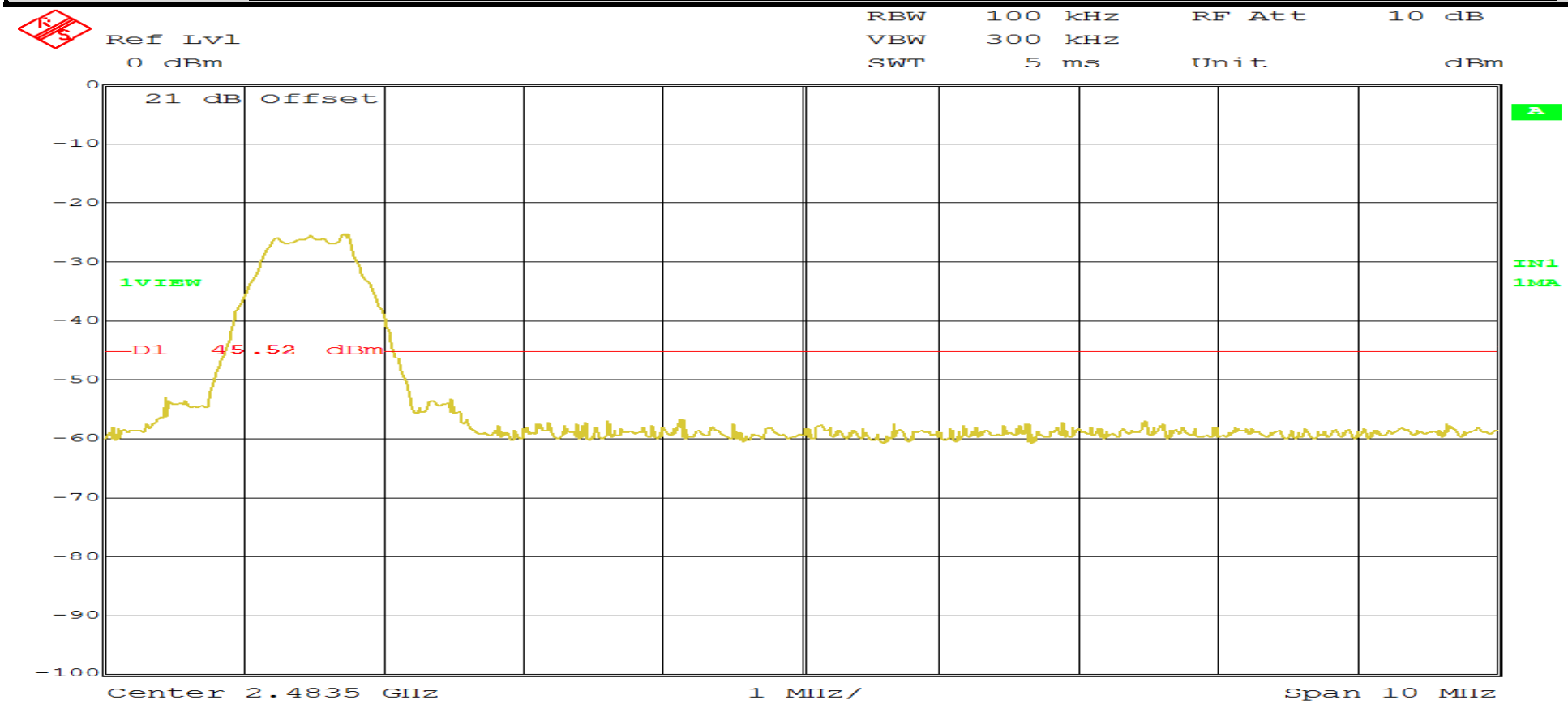

Page 2 of 2

Out of Band Conducted Emissions
20 MHz Wifi Test Data

RETLIF TESTING LABORATORIES

Test Method:	Out of Band Conducted Emissions 25 MHz to 25 GHz		
Customer	Kuvee, Inc.	**Job No.**	R-6096N-2
Test Sample	Kuvee Smart Bottle		
Model Number	SBK-07	**Serial No.**	KV16050003
Operating Mode	Transmitting 20 MHz WiFi signal at 2.412 GHz		
Test Specification	FCC Part 15, Subpart C Paragraph: 15.247 (d)		
Technician	M. Seamans	**Date**	May 9th, 2016
Climatic Conditions	Temp: 18.3 °C Relative Humidity: 30.6 %		
Notes	Limit: -14.93 dBm Limit based off the PSD Level of 5.07 dBm		

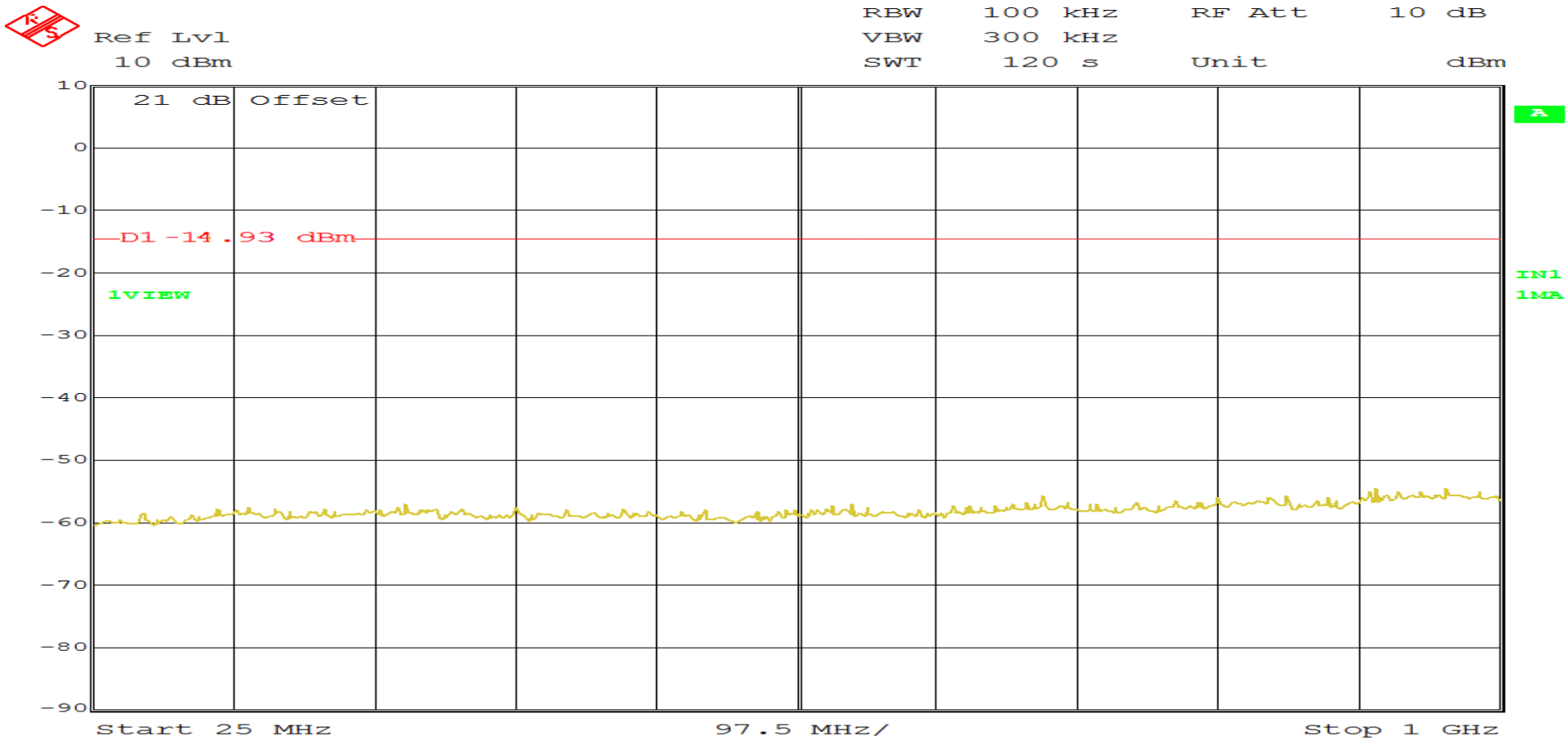

Page 1 of 6

RETLIF TESTING LABORATORIES

Test Method:	Out of Band Conducted Emissions 25 MHz to 25 GHz		
Customer	Kuvee, Inc.	**Job No.**	R-6096N-2
Test Sample	Kuvee Smart Bottle		
Model Number	SBK-07	**Serial No.**	KV16050003
Operating Mode	Transmitting 20 MHz WiFi signal at 2.412 GHz		
Test Specification	FCC Part 15, Subpart C Paragraph: 15.247 (d)		
Technician	M. Seamans	**Date**	May 9th, 2016
Climatic Conditions	Temp: 18.3 °C Relative Humidity: 30.6 %		
Notes	Limit: -14.93 dBm Limit based off the PSD Level of 5.07 dBm		

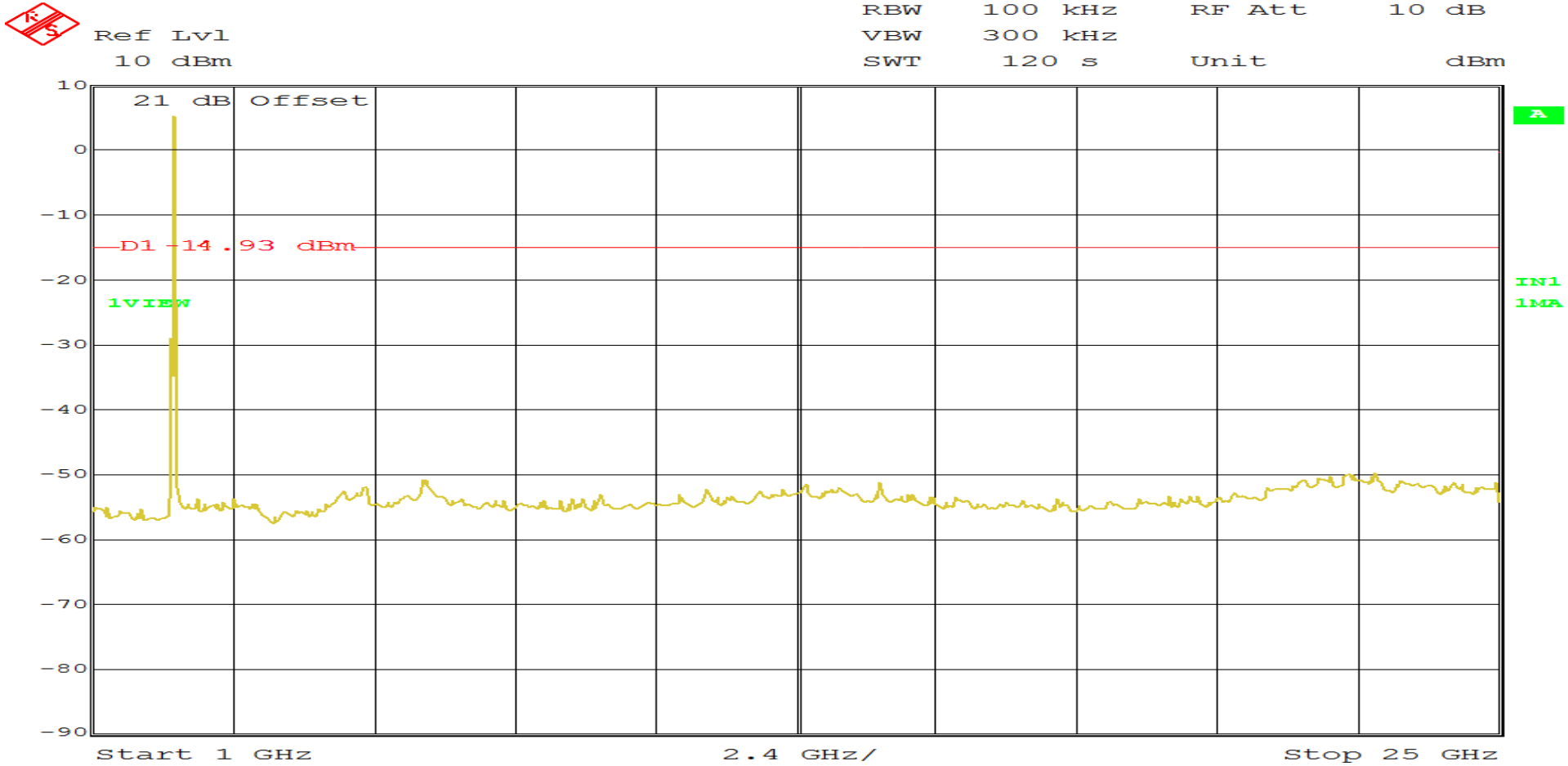

RETLIF TESTING LABORATORIES

Test Method:	Out of Band Conducted Emissions 25 MHz to 25 GHz		
Customer	Kuvee, Inc.	**Job No.**	R-6096N-2
Test Sample	Kuvee Smart Bottle		
Model Number	SBK-07	**Serial No.**	KV16050003
Operating Mode	Transmitting 20 MHz WiFi signal at 2.440 GHz		
Test Specification	FCC Part 15, Subpart C Paragraph: 15.247 (d)		
Technician	M. Seamans	**Date**	May 9th, 2016
Climatic Conditions	Temp: 18.3 °C Relative Humidity: 30.6 %		
Notes	Limit: -15.00 dBm Limit based off the PSD Level of 5.00 dBm		

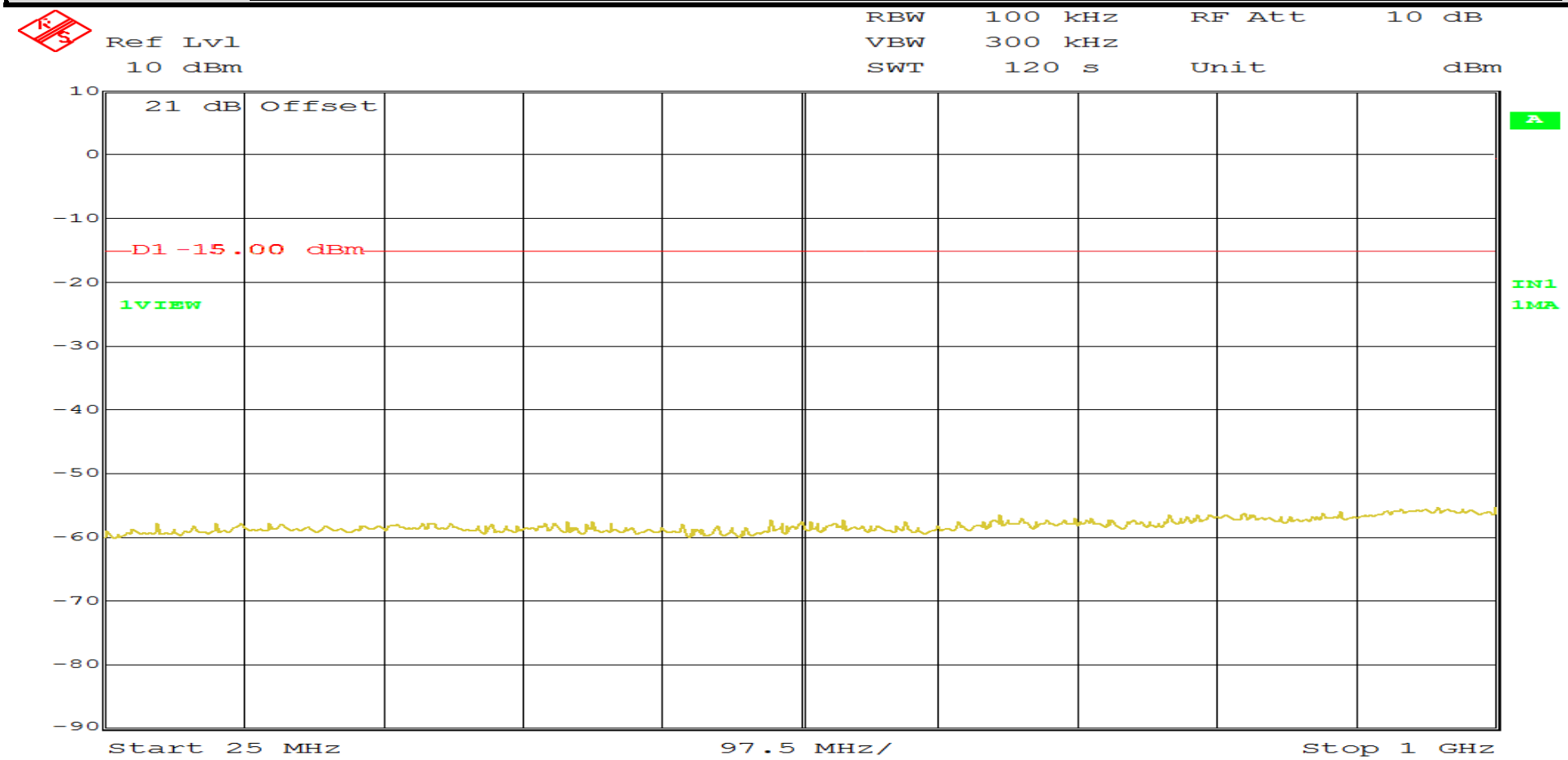

RETLIF TESTING LABORATORIES

Test Method:	Out of Band Conducted Emissions 25 MHz to 25 GHz		
Customer	Kuvee, Inc.	**Job No.**	R-6096N-2
Test Sample	Kuvee Smart Bottle		
Model Number	SBK-07	**Serial No.**	KV16050003
Operating Mode	Transmitting 20 MHz WiFi signal at 2.440 GHz		
Test Specification	FCC Part 15, Subpart C Paragraph: 15.247 (d)		
Technician	M. Seamans	**Date**	May 9th, 2016
Climatic Conditions	Temp: 18.3 °C Relative Humidity: 30.6 %		
Notes	Limit: -15.00 dBm Limit based off the PSD Level of 5.00 dBm		

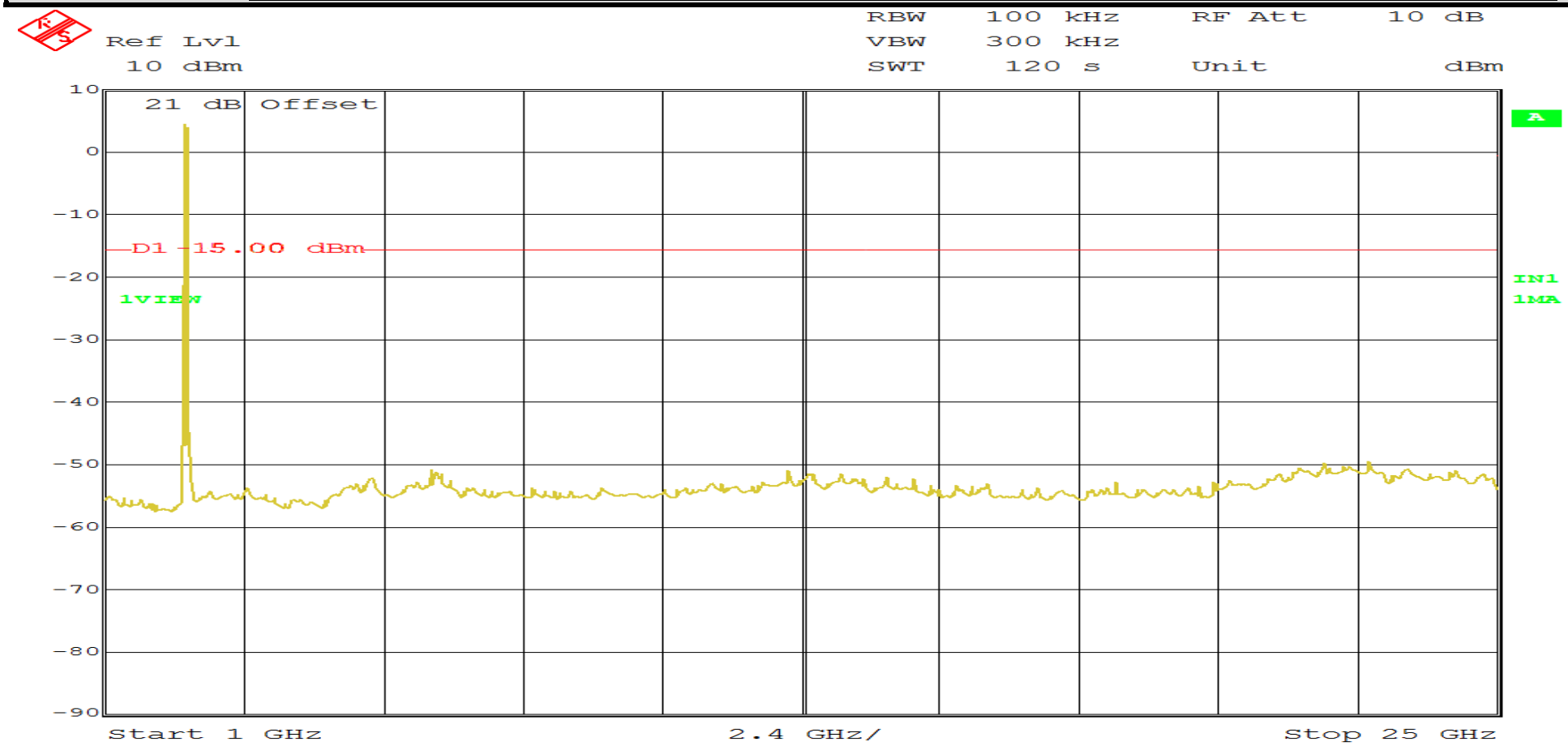

Page 4 of 6

RETLIF TESTING LABORATORIES

Test Method:	Out of Band Conducted Emissions 25 MHz to 25 GHz		
Customer	Kuvee, Inc.	**Job No.**	R-6096N-2
Test Sample	Kuvee Smart Bottle		
Model Number	SBK-07	**Serial No.**	KV16050003
Operating Mode	Transmitting 20 MHz WiFi signal at 2.462 GHz		
Test Specification	FCC Part 15, Subpart C Paragraph: 15.247 (d)		
Technician	M. Seamans	**Date**	May 9th, 2016
Climatic Conditions	Temp: 18.3 °C Relative Humidity: 30.6 %		
Notes	Limit: -15.66 dBm Limit based off the PSD Level of 4.34 dBm		

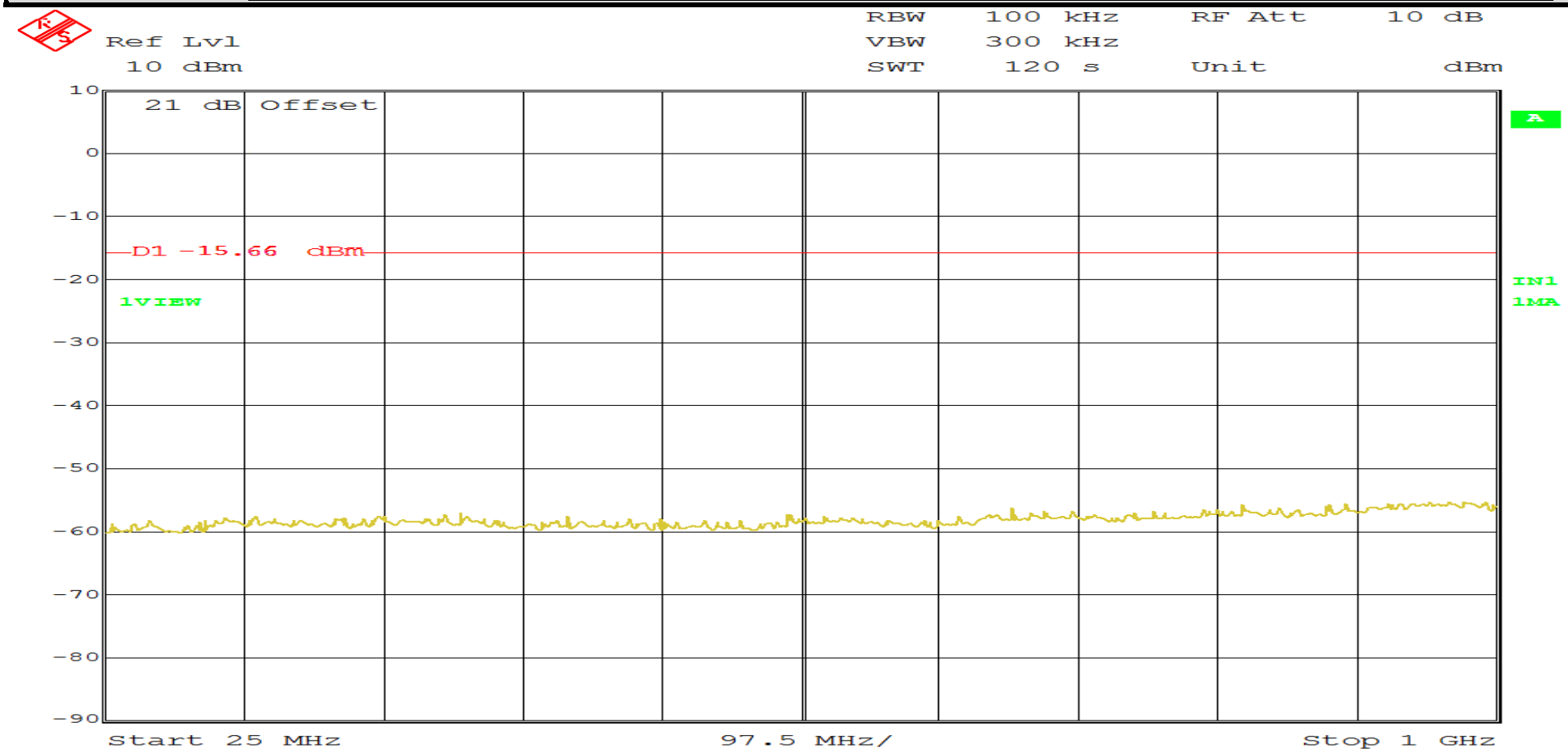

Page 5 of 6

RETLIF TESTING LABORATORIES

Test Method:	Out of Band Conducted Emissions 25 MHz to 25 GHz		
Customer	Kuvee, Inc.	**Job No.**	R-6096N-2
Test Sample	Kuvee Smart Bottle		
Model Number	SBK-07	**Serial No.**	KV16050003
Operating Mode	Transmitting 20 MHz WiFi signal at 2.462 GHz		
Test Specification	FCC Part 15, Subpart C Paragraph: 15.247 (d)		
Technician	M. Seamans	**Date**	May 9th, 2016
Climatic Conditions	Temp: 18.3 °C Relative Humidity: 30.6 %		
Notes	Limit: -15.66 dBm Limit based off the PSD Level of 4.34 dBm		

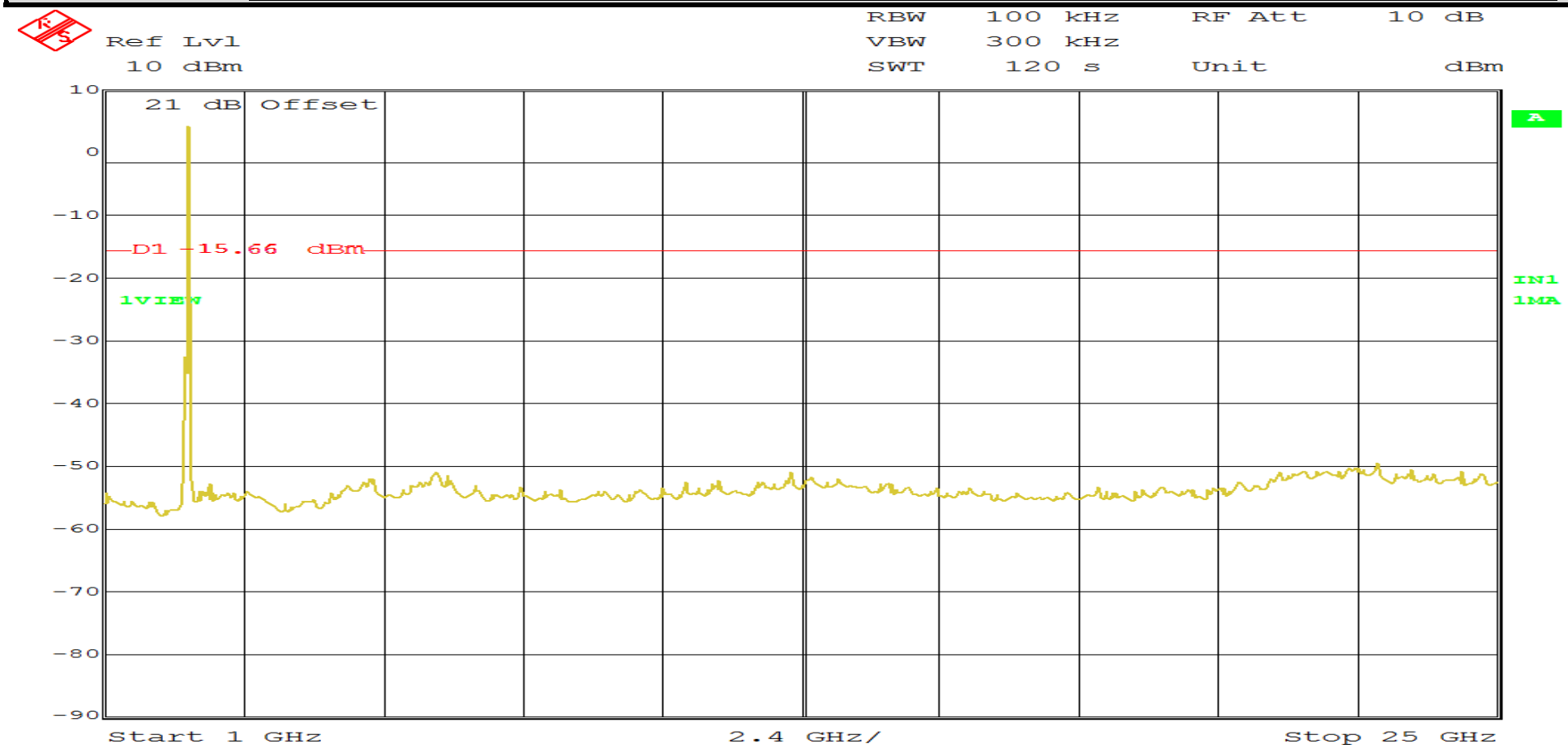

Page 6 of 6

Band Edge Conducted
20 MHz Wifi Test Data

RETLIF TESTING LABORATORIES

Test Method:	Band Edge Conducted		
Customer	Kuvee, Inc.	**Job No.**	R-6096N-2
Test Sample	Kuvee Smart Bottle		
Model Number	SBK-07	**Serial No.**	KV16050003
Operating Mode	Transmitting 20 MHz WiFi signal at 2.412 GHz		
Test Specification	FCC Part 15, Subpart C Paragraph: 15.247 (d)		
Technician	M. Seamans	**Date**	May 9th, 2016
Climatic Conditions	Temp: 18.3 °C Relative Humidity: 30.6 %		
Notes	Limit: -14.93 dBm Limit based off the PSD Level of 5.07 dBm		

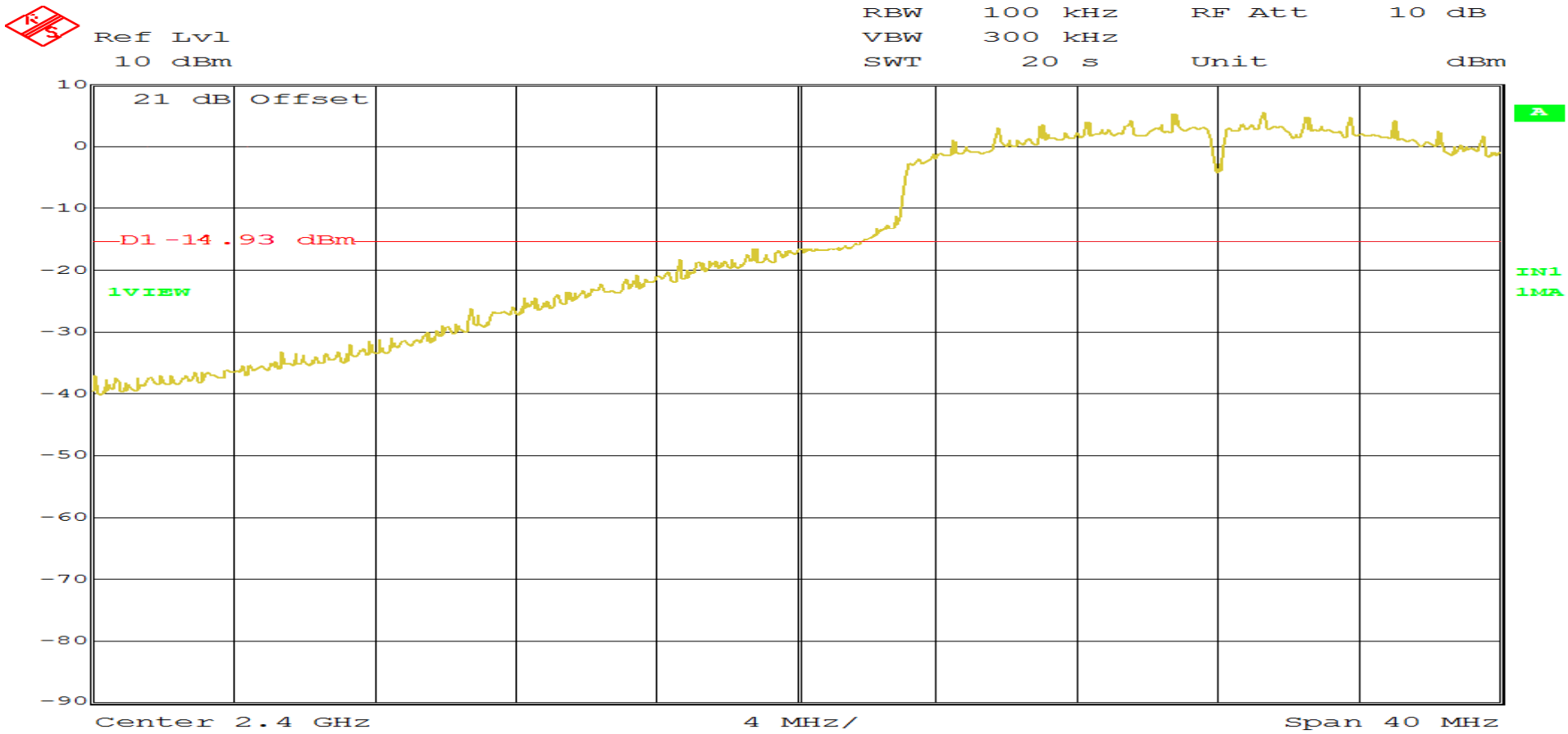

Page 1 of 2

RETLIF TESTING LABORATORIES

Test Method:	Band Edge Conducted		
Customer	Kuvee, Inc.	**Job No.**	R-6096N-2
Test Sample	Kuvee Smart Bottle		
Model Number	SBK-07	**Serial No.**	KV16050003
Operating Mode	Transmitting 20 MHz WiFi signal at 2.462 GHz		
Test Specification	FCC Part 15, Subpart C Paragraph: 15.247 (d)		
Technician	M. Seamans	**Date**	May 9th, 2016
Climatic Conditions	Temp: 18.3 °C Relative Humidity: 30.6 %		
Notes	Limit: -15.66 dBm Limit based off the PSD Level of 4.34 dBm		

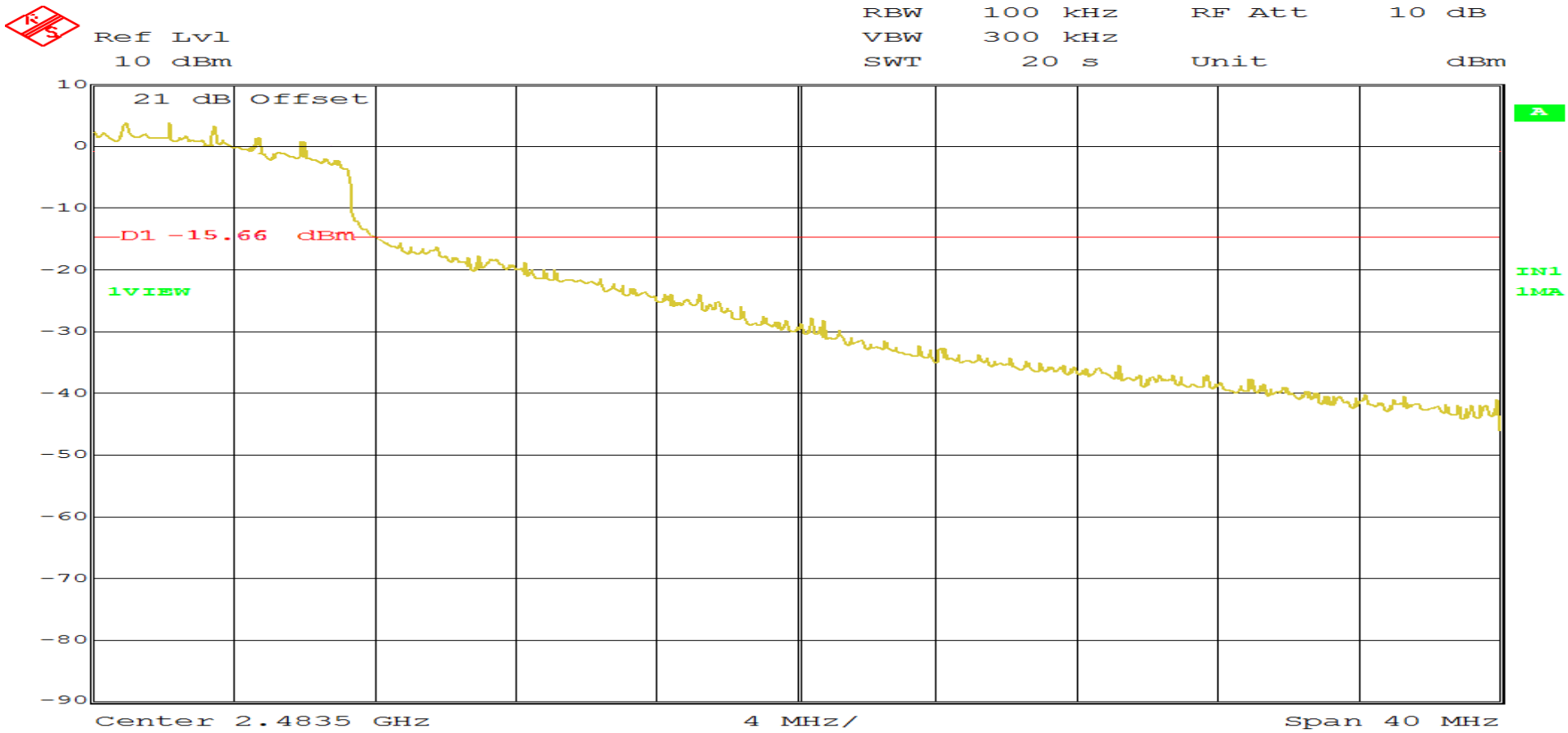

Page 2 of 2

Out of Band Conducted Emissions
40 MHz Wifi Test Data

RETLIF TESTING LABORATORIES

Test Method:	Out of Band Conducted Emissions 25 MHz to 25 GHz		
Customer	Kuvee, Inc.	**Job No.**	R-6096N-2
Test Sample	Kuvee Smart Bottle		
Model Number	SBK-07	**Serial No.**	KV16050003
Operating Mode	Transmitting 40 MHz WiFi signal at 2.422 GHz		
Test Specification	FCC Part 15, Subpart C Paragraph: 15.247 (d)		
Technician	M. Seamans	**Date**	May 9th, 2016
Climatic Conditions	Temp: 18.3 °C Relative Humidity: 30.6 %		
Notes	Limit: -18.04 dBm Limit based off the PSD Level of 1.96 dBm		

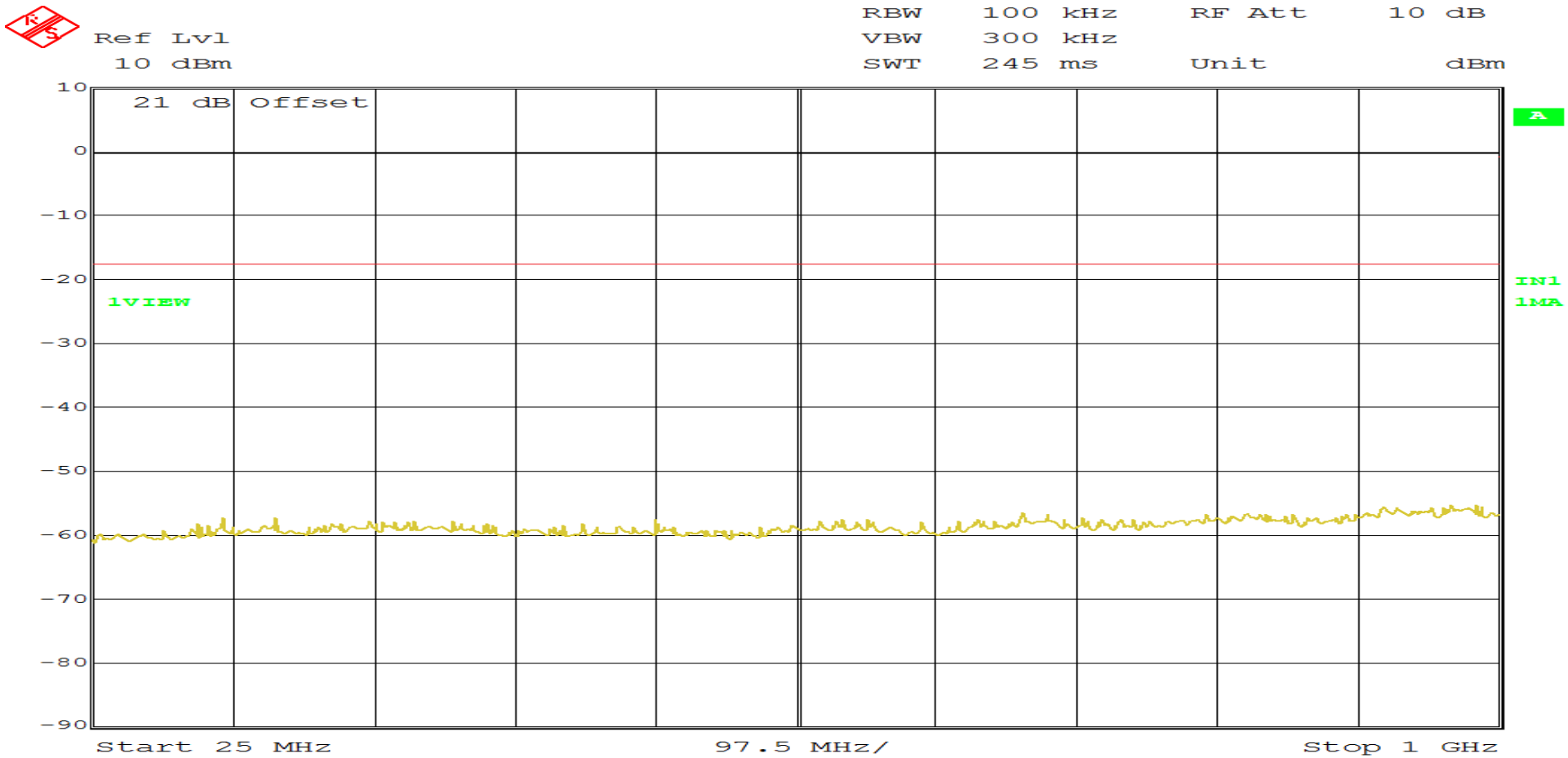

RETLIF TESTING LABORATORIES

Test Method:	Out of Band Conducted Emissions 25 MHz to 25 GHz		
Customer	Kuvee, Inc.	**Job No.**	R-6096N-2
Test Sample	Kuvee Smart Bottle		
Model Number	SBK-07	**Serial No.**	KV16050003
Operating Mode	Transmitting 40 MHz WiFi signal at 2.422 GHz		
Test Specification	FCC Part 15, Subpart C Paragraph: 15.247 (d)		
Technician	M. Seamans	**Date**	May 9th, 2016
Climatic Conditions	Temp: 18.3 °C Relative Humidity: 30.6 %		
Notes	Limit: -18.04 dBm Limit based off the PSD Level of 1.96 dBm		

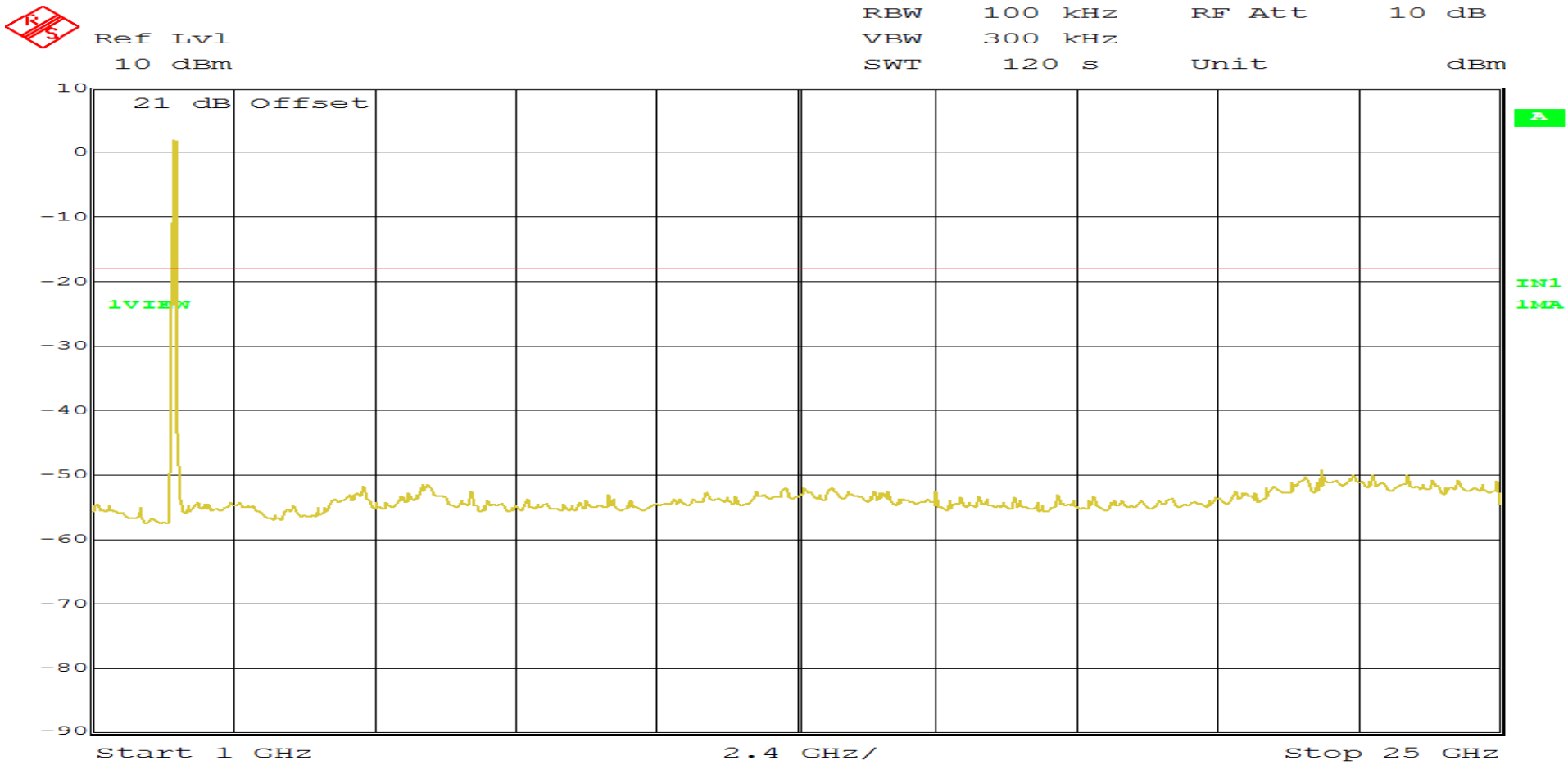

RETLIF TESTING LABORATORIES

Test Method:	Out of Band Conducted Emissions 25 MHz to 25 GHz		
Customer	Kuvee, Inc.	**Job No.**	R-6096N-2
Test Sample	Kuvee Smart Bottle		
Model Number	SBK-07	**Serial No.**	KV16050003
Operating Mode	Transmitting 40 MHz WiFi signal at 2.432 GHz		
Test Specification	FCC Part 15, Subpart C Paragraph: 15.247 (d)		
Technician	M. Seamans	**Date**	May 9th, 2016
Climatic Conditions	Temp: 18.3 °C Relative Humidity: 30.6 %		
Notes	Limit: -18.18 dBm Limit based off the PSD Level of 1.82 dBm		

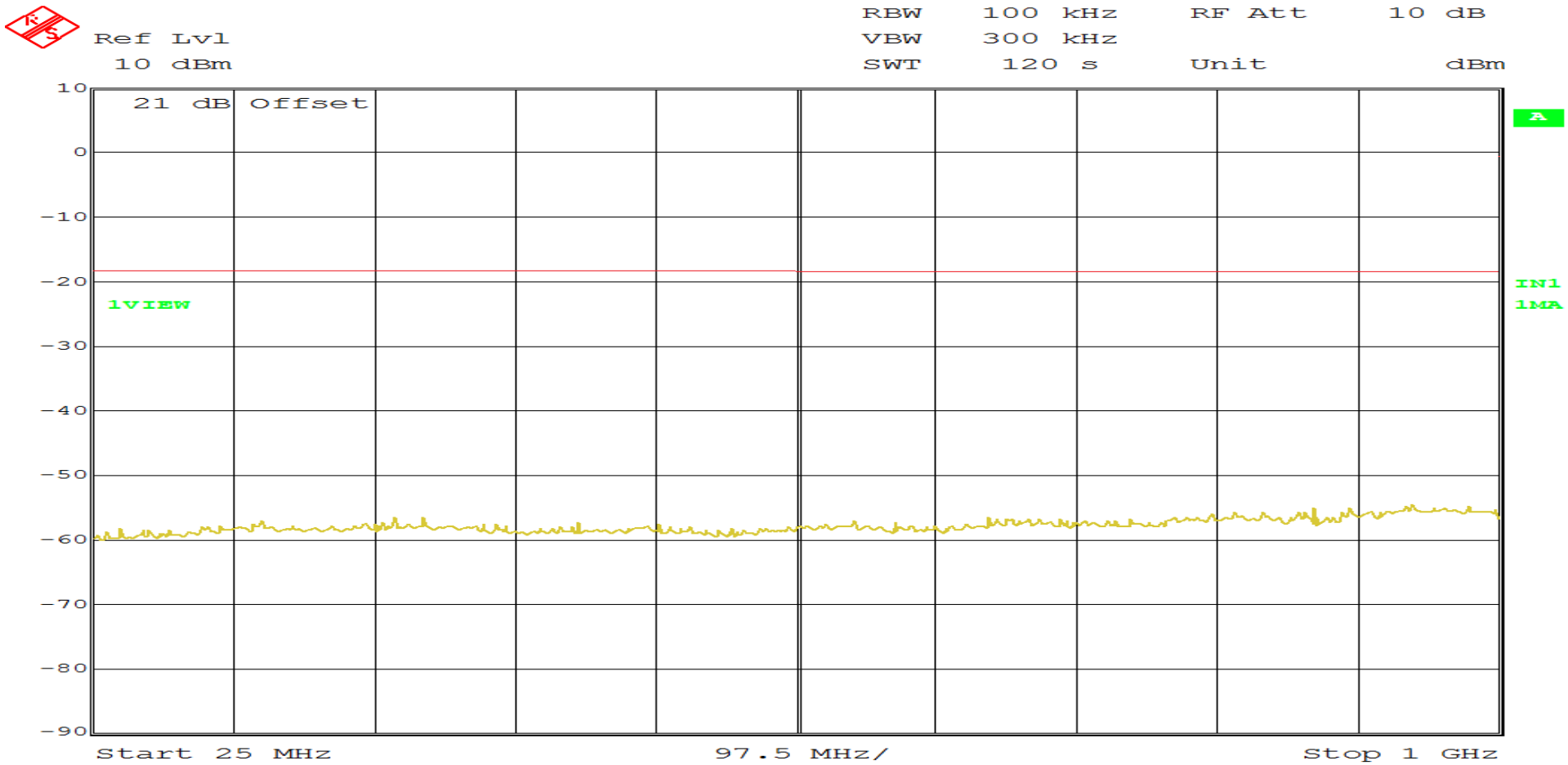

RETLIF TESTING LABORATORIES

Test Method:	Out of Band Conducted Emissions 25 MHz to 25 GHz		
Customer	Kuvee, Inc.	**Job No.**	R-6096N-2
Test Sample	Kuvee Smart Bottle		
Model Number	SBK-07	**Serial No.**	KV16050003
Operating Mode	Transmitting 40 MHz WiFi signal at 2.432 GHz		
Test Specification	FCC Part 15, Subpart C Paragraph: 15.247 (d)		
Technician	M. Seamans	**Date**	May 9th, 2016
Climatic Conditions	Temp: 18.3 °C Relative Humidity: 30.6 %		
Notes	Limit: -18.18 dBm Limit based off the PSD Level of 1.82 dBm		

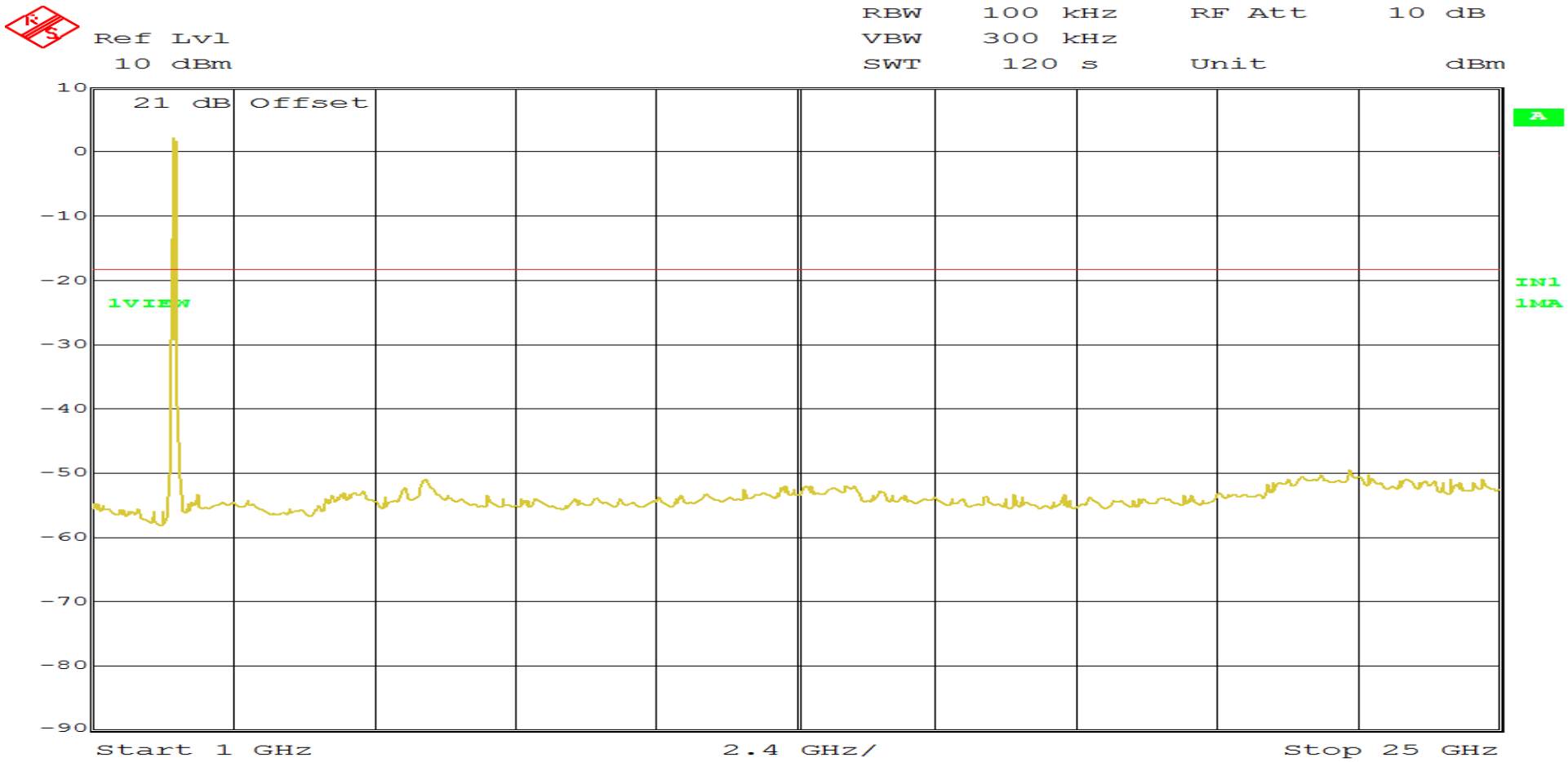

RETLIF TESTING LABORATORIES

Test Method:	Out of Band Conducted Emissions 25 MHz to 25 GHz		
Customer	Kuvee, Inc.	**Job No.**	R-6096N-2
Test Sample	Kuvee Smart Bottle		
Model Number	SBK-07	**Serial No.**	KV16050003
Operating Mode	Transmitting 40 MHz WiFi signal at 2.452 GHz		
Test Specification	FCC Part 15, Subpart C Paragraph: 15.247 (d)		
Technician	M. Seamans	**Date**	May 9th, 2016
Climatic Conditions	Temp: 18.3 °C Relative Humidity: 30.6 %		
Notes	Limit: -18.40 dBm Limit based off the PSD Level of 1.60 dBm		

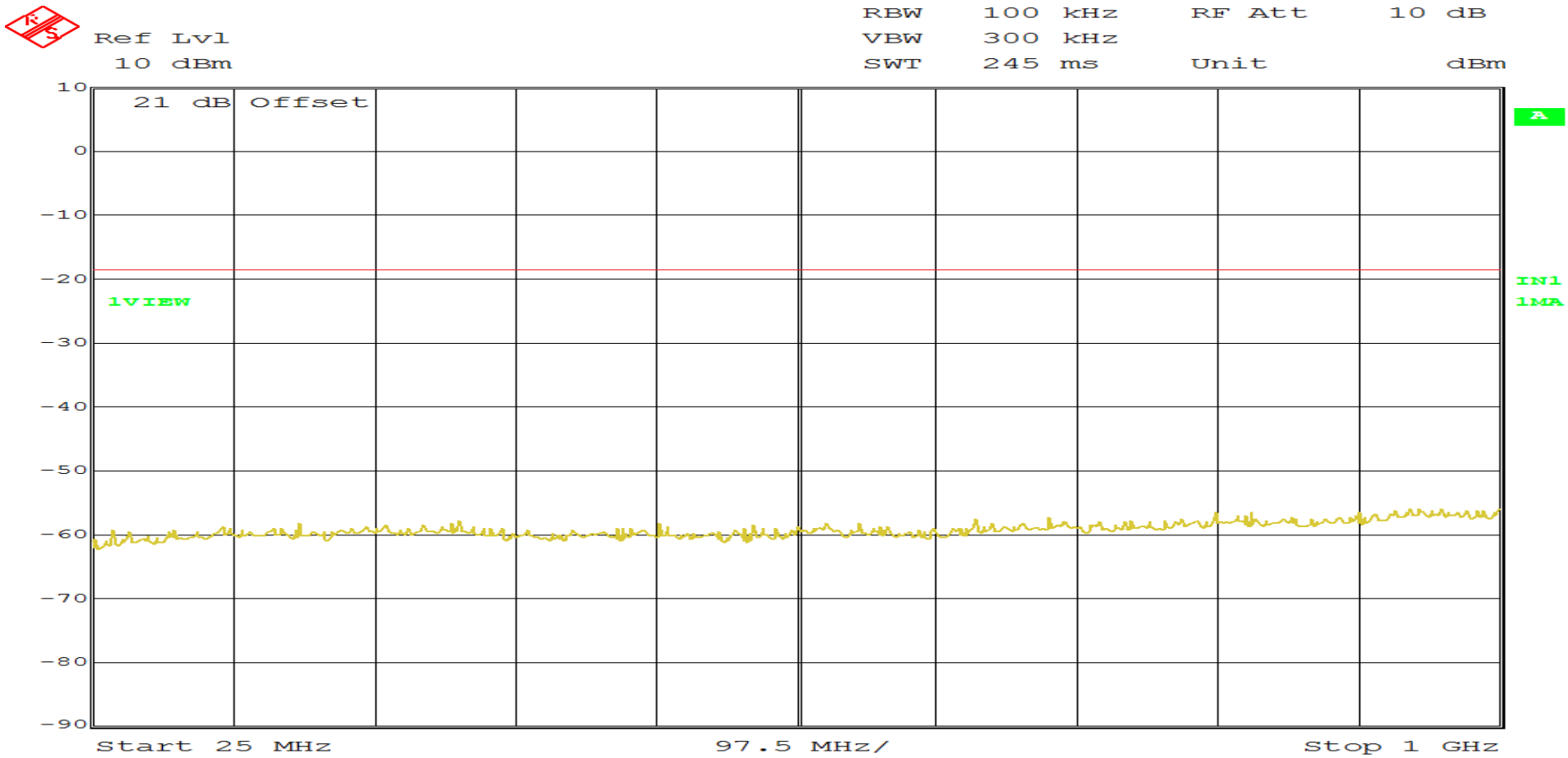

RETLIF TESTING LABORATORIES

Test Method:	Out of Band Conducted Emissions 25 MHz to 25 GHz		
Customer	Kuvee, Inc.	**Job No.**	R-6096N-2
Test Sample	Kuvee Smart Bottle		
Model Number	SBK-07	**Serial No.**	KV16050003
Operating Mode	Transmitting 40 MHz WiFi signal at 2.452 GHz		
Test Specification	FCC Part 15, Subpart C Paragraph: 15.247 (d)		
Technician	M. Seamans	**Date**	May 9th, 2016
Climatic Conditions	Temp: 18.3 °C Relative Humidity: 30.6 %		
Notes	Limit: -18.40 dBm Limit based off the PSD Level of 1.60 dBm		

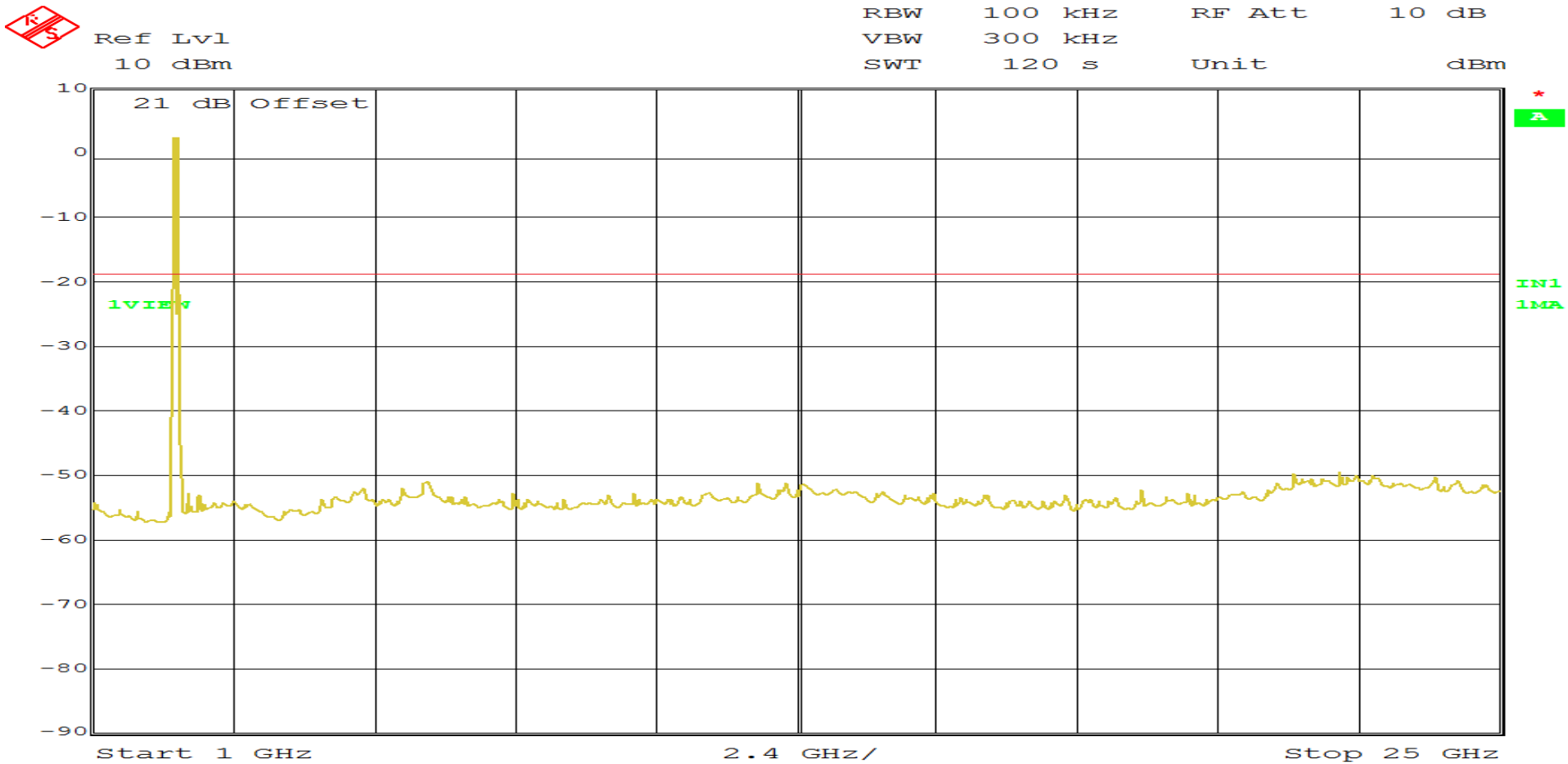

Band Edge Conducted
40 MHz Wifi Test Data

RETLIF TESTING LABORATORIES

Test Method:	Band Edge Conducted		
Customer	Kuvee, Inc.	**Job No.**	R-6096N-2
Test Sample	Kuvee Smart Bottle		
Model Number	SBK-07	**Serial No.**	KV16050003
Operating Mode	Transmitting 40 MHz WiFi signal at 2.422 GHz		
Test Specification	FCC Part 15, Subpart C Paragraph: 15.247 (d)		
Technician	M. Seamans	**Date**	May 9th, 2016
Climatic Conditions	Temp: 18.3 °C Relative Humidity: 30.6 %		
Notes	Limit: -18.04 dBm Limit based off the PSD Level of 1.96 dBm		

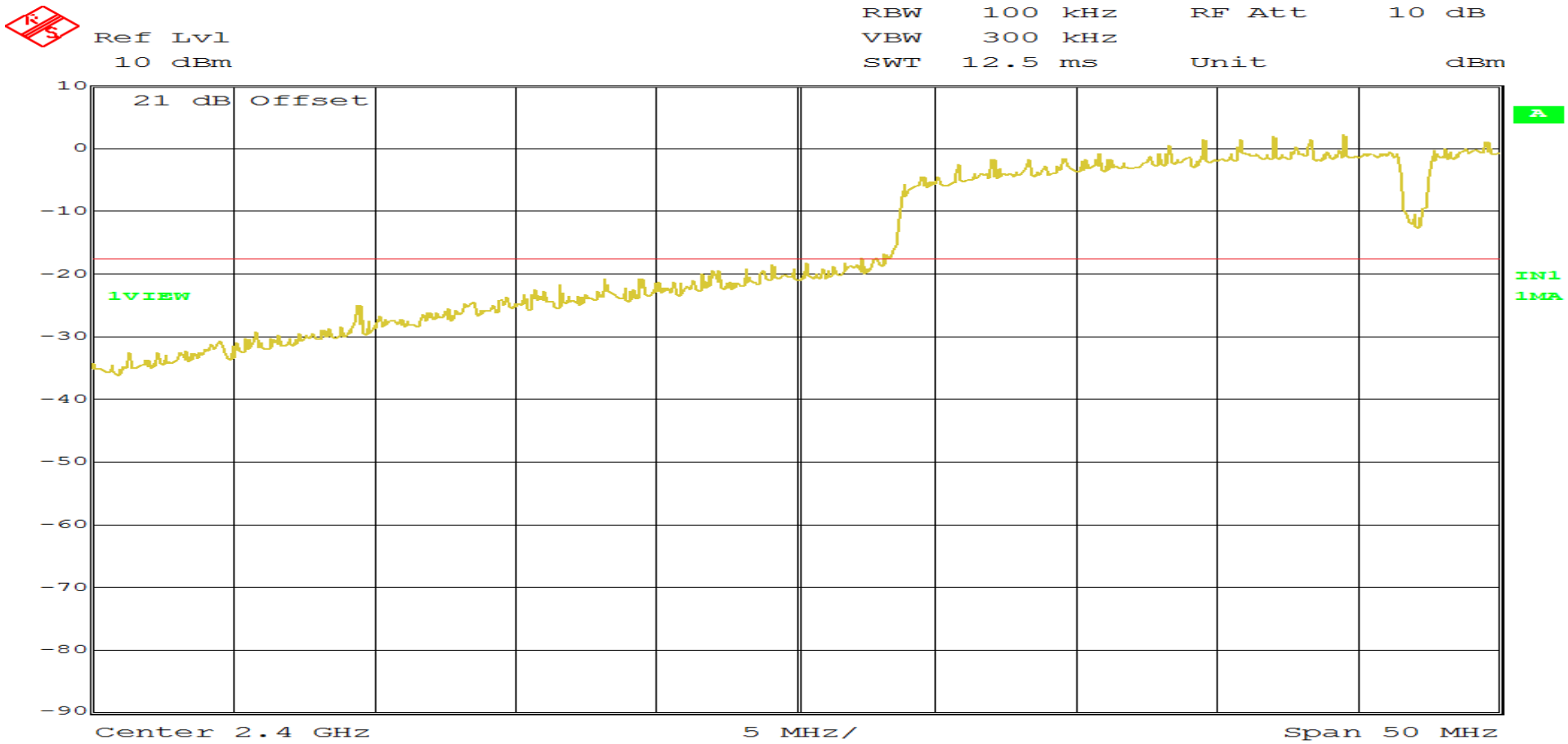

Page 1 of 2

RETLIF TESTING LABORATORIES

Test Method:	Band Edge Conducted		
Customer	Kuvee, Inc.	**Job No.**	R-6096N-2
Test Sample	Kuvee Smart Bottle		
Model Number	SBK-07	**Serial No.**	KV16050003
Operating Mode	Transmitting 40 MHz WiFi signal at 2.452 GHz		
Test Specification	FCC Part 15, Subpart C Paragraph: 15.247 (d)		
Technician	M. Seamans	**Date**	May 9th, 2016
Climatic Conditions	Temp: 18.3 °C Relative Humidity: 30.6 %		
Notes	Limit: -18.40 dBm Limit based off the PSD Level of 1.60 dBm		

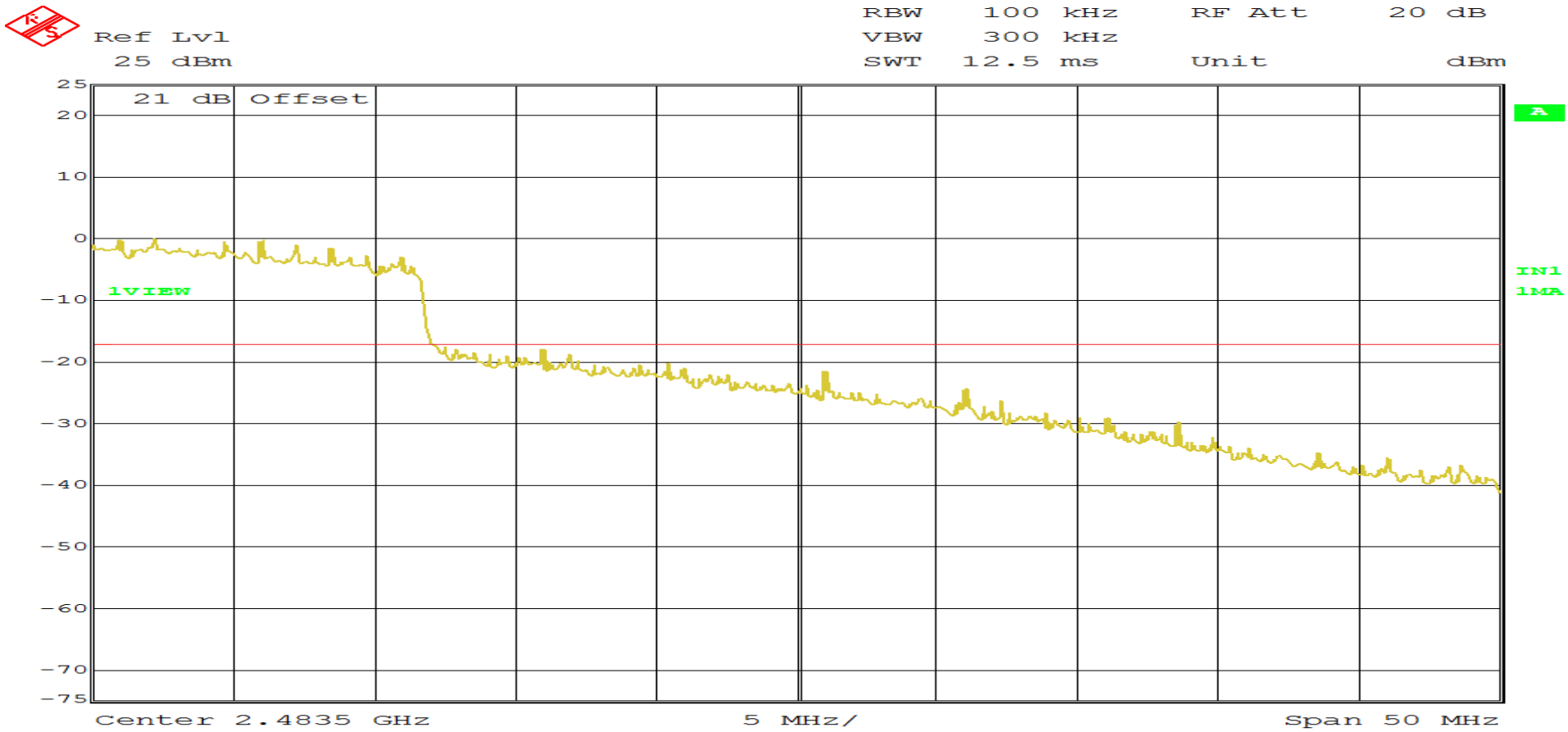

Page 2 of 2

Test Photographs
Spurious Radiated Emissions (30 MHz to 25 GHz)

Test Setup, Bluetooth

Test Photographs
Spurious Radiated Emissions (30 MHz to 25 GHz)

Bluetooth, Horizontal Antenna Polarization, 30 MHz to 1 GHz

Bluetooth, Vertical Antenna Polarization, 30 MHz to 1 GHz

Test Photographs
Spurious Radiated Emissions (30 MHz to 25 GHz)

Bluetooth, Horizontal Antenna Polarization, 1 GHz to 12 GHz

Bluetooth, Vertical Antenna Polarization, 1 GHz to 12 GHz

Test Photographs
Spurious Radiated Emissions (30 MHz to 25 GHz)

Bluetooth, Horizontal Antenna Polarization, 12 GHz to 18 GHz

Bluetooth, Vertical Antenna Polarization, 12 GHz to 18 GHz

Test Photographs
Spurious Radiated Emissions (30 MHz to 25 GHz)

Bluetooth, Horizontal Antenna Polarization, 18 GHz to 25 GHz



Bluetooth, Vertical Antenna Polarization, 18 GHz to 25 GHz

Test Photographs
Spurious Radiated Emissions (30 MHz to 25 GHz)

Test Setup, Wifi

Test Photographs
Spurious Radiated Emissions (30 MHz to 25 GHz)

Wifi, Horizontal Antenna Polarization, 30 MHz to 1 GHz

Wifi, Vertical Antenna Polarization, 30 MHz to 1 GHz

Test Photographs
Spurious Radiated Emissions (30 MHz to 25 GHz)

Wifi, Horizontal Antenna Polarization, 1 GHz to 12 GHz

Wifi, Vertical Antenna Polarization, 1 GHz to 12 GHz

Test Photographs
Spurious Radiated Emissions (30 MHz to 25 GHz)

Wifi, Horizontal Antenna Polarization, 12 GHz to 18 GHz

Wifi, Vertical Antenna Polarization, 12 GHz to 18 GHz

Test Photographs
Spurious Radiated Emissions (30 MHz to 25 GHz)

Wifi, Horizontal Antenna Polarization, 18 GHz to 25 GHz



Wifi, Vertical Antenna Polarization, 18 GHz to 25 GHz

FCC Section 15.247 (d)
Spurious Radiated Emissions, 30 MHz to 25 GHz
Test Data

RETLIF TESTING LABORATORIES

EMISSIONS TEST DATA SHEET

Test Method	Unwanted Emissions into Restricted Frequency Bands	
Customer	Kuvee, Inc.	
Job Number	R-6096N-2	
Test Sample	Kuvee Smart Bottle	
Model Number	SBK-07	
Serial Number	KV16050003	
Test Specification	FCC Part 15 Subpart C	Paragraph: 15.247(d)
Operating Mode	Transmitting Bluetooth signal	
Technician	M. Seamans	
Date	May 12th, 2016	

Notes: Antenna Test Distance: 3 meters Detector: Quasi-Peak <1GHz, Average >1GHz

TEST PARAMETERS

Restricted Band	Measured Frequency	Meter Reading	Correction Factor	Corrected Reading			Converted Reading	Limit at 3M
MHz	MHz	dBuV	dB	dBuV/m			uV/m	uV/m
37.50	-	-	-	-			-	100.00
|	38.00	13.60	14..20	27.80	*		24.55	I
38.25	-	-	-	-			-	100.00
73.00	-	-	-	-			-	100.00
|	73.50	14.80	8.36	23.16	*		14.39	I
74.60	-	-	-	-			-	100.00
74.80	-	-	-	-			-	100.00
|	-	-	-	-			-	I
|	75.00	7.83	7.73	15.56	*		6.00	|
|	-	-	-	-			-	|
75.20	-	-	-	-			-	100.00
108.00	-	-	-	-			-	150.00
|	116.30	22.45	9.60	32.05			40.04	|
121.94	-	-	-	-			-	150.00
123.00	-	-	-	-			-	150.00
|	-	-	-	-			-	|
|	137.80	24.37	9.08	33.45			47.04	|

EUT emissions observed throughout the given frequency spectrum were recorded and evaluated. Emission levels closest to the limit are listed on this data sheet. * This emission is not from the EUT. It is a measurement of minimum measurement system sensitivity (Noise Floor).

Data Sheet 1 of 8

RETLIF TESTING LABORATORIES

EMISSIONS TEST DATA SHEET

Test Method	Unwanted Emissions into Restricted Frequency Bands	
Customer	Kuvee, Inc.	
Job Number	R-6096N-2	
Test Sample	Kuvee Smart Bottle	
Model Number	SBK-07	
Serial Number	KV16050003	
Test Specification	FCC Part 15 Subpart C	Paragraph: 15.247(d)
Operating Mode	Transmitting Bluetooth signal	
Technician	M. Seamans	
Date	May 12th, 2016	

Notes: Antenna Test Distance: 3 meters Detector: Quasi-Peak <1GHz, Average >1GHz

TEST PARAMETERS

Restricted Band	Measured Frequency	Meter Reading	Correction Factor	Corrected Reading			Converted Reading	Limit at 3M
MHz	MHz	dBuV	dB	dBuV/m			uV/m	uV/m
|	-	-	-	-			-	|
138.00	-	-	-	-			-	150.00
149.90	-	-	-	-			-	150.00
|	150.00	10.82	11.17	21.99	*		12.57	|
150.05	-	-	-	-			-	150.00
156.52	-	-	-	-			-	150.00
|	156.525	2.18	12.08	14.26	*		5.16	|
156.52	-	-	-	-			-	150.00
156.70	-	-	-	-			-	150.00
|	156.80	2.16	12.12	14.28	*		5.18	|
156.90	-	-	-	-			-	150.00
162.01	-	-	-	-			-	150.00
|	164.00	2.35	12.66	15.01	*		5.63	|
167.17	-	-	-	-			-	150.00
167.72	-	-	-	-			-	150.00
|	170.00	21.60	10.69	32.29			41.16	|

EUT emissions observed throughout the given frequency spectrum were recorded and evaluated. Emission levels closest to the limit are listed on this data sheet. * This emission is not from the EUT. It is a measurement of minimum measurement system sensitivity (Noise Floor).

Data Sheet 2 of 8

RETLIF TESTING LABORATORIES

EMISSIONS TEST DATA SHEET

Test Method	Unwanted Emissions into Restricted Frequency Bands	
Customer	Kuvee, Inc.	
Job Number	R-6096N-2	
Test Sample	Kuvee Smart Bottle	
Model Number	SBK-07	
Serial Number	KV16050003	
Test Specification	FCC Part 15 Subpart C	Paragraph: 15.247(d)
Operating Mode	Transmitting Bluetooth signal	
Technician	M. Seamans	
Date	May 12th, 2016	

Notes: Antenna Test Distance: 3 meters Detector: Quasi-Peak <1GHz, Average >1GHz

TEST PARAMETERS

Restricted Band	Measured Frequency	Meter Reading	Correction Factor	Corrected Reading			Converted Reading	Limit at 3M
MHz	MHz	dBuV	dB	dBuV/m			uV/m	uV/m
173.20	-	-	-	-			-	150.00
240.00	-	-	-	-			-	200.00
|	249.25	23.93	16.59	40.52			106.17	|
285.00	-	-	-	-			-	200.00
322.80	-	-	-	-			-	200.00
|	330.00	1.34	17.65	18.99	*		8.90	|
335.40	-	-	-	-			-	200.00
399.90	-	-	-	-			-	200.00
|	409.00	0.05	21.60	21.65	*		12.09	|
410.00	-	-	-	-			-	200.00
608.00	-	-	-	-			-	200.00
|	611.00	0.47	27.34	27.81	*		24.58	|
614.00	-	-	-	-			-	200.00
960.00	-	-	-	-			-	500.00
|	980.00	4.55	28.96	33.51	*		47.37	|
1240.00	-	-	-	-			-	500.00

EUT emissions observed throughout the given frequency spectrum were recorded and evaluated. Emission levels closest to the limit are listed on this data sheet. * This emission is not from the EUT. It is a measurement of minimum measurement system sensitivity (Noise Floor).

Data Sheet 3 of 8

RETLIF TESTING LABORATORIES

EMISSIONS TEST DATA SHEET

Test Method	Unwanted Emissions into Restricted Frequency Bands	
Customer	Kuvee, Inc.	
Job Number	R-6096N-2	
Test Sample	Kuvee Smart Bottle	
Model Number	SBK-07	
Serial Number	KV16050003	
Test Specification	FCC Part 15 Subpart C	Paragraph: 15.247(d)
Operating Mode	Transmitting Bluetooth signal	
Technician	M. Seamans	
Date	May 12th, 2016	

Notes: Antenna Test Distance: 3 meters Detector: Quasi-Peak <1GHz, Average >1GHz

TEST PARAMETERS

Restricted Band	Measured Frequency	Meter Reading	Correction Factor	Corrected Reading			Converted Reading	Limit at 3M
MHz	MHz	dBuV	dB	dBuV/m			uV/m	uV/m
1300.00	-	-	-	-			-	500.00
|	1350.00	31.10	-9.50	21.60	*		12.02	|
1427.00	-	-	-	-			-	500.00
1435.00	-	-	-	-			-	500.00
|	1500.00	30.52	-7.50	23.02	*		14.16	|
1646.50	-	-	-	-			-	500.00
1660.00	-	-	-	-			-	500.00
|	1680.00	30.34	-7.00	23.34	*		14.69	|
1710.00	-	-	-	-			-	500.00
1718.80	-	-	-	-			-	500.00
|	1720.00	30.35	-6.50	23.85	*		15.58	|
1722.20	-	-	-	-			-	500.00
2200.00	-	-	-	-			-	500.00
|	2250.00	30.05	-5.20	24.85	*		17.48	|
2300.00	-	-	-	-			-	500.00
2310.00	-	-	-	-			-	500.00

No EUT emissions within 10 dB of the specified test limit were observed at the specified test distance throughout the given frequency spectrum. * This emission is not from the EUT. It is a measurement of minimum measurement system sensitivity (Noise Floor).

Data Sheet 4 of 8

RETLIF TESTING LABORATORIES

EMISSIONS TEST DATA SHEET

Test Method	Unwanted Emissions into Restricted Frequency Bands	
Customer	Kuvee, Inc.	
Job Number	R-6096N-2	
Test Sample	Kuvee Smart Bottle	
Model Number	SBK-07	
Serial Number	KV16050003	
Test Specification	FCC Part 15 Subpart C	Paragraph: 15.247(d)
Operating Mode	Transmitting Bluetooth signal	
Technician	M. Seamans	
Date	May 12th, 2016	

Notes: Antenna Test Distance: 3 meters Detector: Quasi-Peak <1GHz, Average >1GHz

TEST PARAMETERS

Restricted Band	Measured Frequency	Meter Reading	Correction Factor	Corrected Reading			Converted Reading	Limit at 3M
MHz	MHz	dBuV	dB	dBuV/m			uV/m	uV/m
|	2360.00	29.88	-5.00	24.88	*		17.54	|
2390.00	-	-	-	-			-	500.00
2483.50	-	-	-	-			-	500.00
|	2490.00	29.93	-4.60	25.33	*		18.47	|
2500.00	-	-	-	-			-	500.00
2690.00	-	-	-	-			-	500.00
|	-	-	-	-			-	|
2900.00	-	-	-	-			-	500.00
3260.00	-	-	-	-			-	500.00
|	3263.00	29.41	-2.00	27.41	*		23.47	|
3267.00	-	-	-	-			-	500.00
3332.00	-	-	-	-			-	500.00
|	3336.00	29.42	-1.60	27.82	*		24.60	|
3339.00	-	-	-	-			-	500.00
3345.00	-	-	-	-			-	500.00
|	-	-	-	-			-	|

No EUT emissions within 10 dB of the specified test limit were observed at the specified test distance throughout the given frequency spectrum. * This emission is not from the EUT. It is a measurement of minimum measurement system sensitivity (Noise Floor).

Data Sheet 5 of 8

RETLIF TESTING LABORATORIES

EMISSIONS TEST DATA SHEET

Test Method	Unwanted Emissions into Restricted Frequency Bands	
Customer	Kuvee, Inc.	
Job Number	R-6096N-2	
Test Sample	Kuvee Smart Bottle	
Model Number	SBK-07	
Serial Number	KV16050003	
Test Specification	FCC Part 15 Subpart C	Paragraph: 15.247(d)
Operating Mode	Transmitting Bluetooth signal	
Technician	M. Seamans	
Date	May 12th, 2016	

Notes: Antenna Test Distance: 3 meters Detector: Quasi-Peak <1GHz, Average >1GHz
Peak readings of EUT emissions were less than 20 dB above the average limit.

TEST PARAMETERS

Restricted Band	Measured Frequency	Meter Reading	Correction Factor	Corrected Reading			Converted Reading	Limit at 3M
MHz	MHz	dBuV	dB	dBuV/m			uV/m	uV/m
3358.00	-	-	-	-			-	500.00
3600.00	-	-	-	-			-	500.00
|	-	-	-	-			-	|
4400.00	-	-	-	-			-	500.00
4500.00	-	-	-	-			-	500.00
|	4804.00	49.70	1.05	50.75			344.75	|
|	4880.00	47.25	1.15	48.40			263.03	|
|	4960.00	49.13	1.25	50.38			330.37	|
5150.00	-	-	-	-			-	500.00
5350.00	-	-	-	-			-	500.00
|	5400.00	27.94	2.50	30.44	*		33.27	|
5460.00	-	-	-	-			-	500.00
7250.00	-	-	-	-			-	500.00
|	7320.00	47.05	4.45	51.50			389.05	|
|	7440.00	46.30	4.55	50.85			348.74	|
7750.00	-	-	-	-			-	500.00
8025.00	-	-	-	-			-	500.00
|	-	-	-	-			-	|
8500.00	-	-	-	-			-	500.00

EUT emissions observed throughout the given frequency spectrum were recorded and evaluated. Emission levels closest to the limit are listed on this data sheet. * This emission is not from the EUT. It is a measurement of minimum measurement system sensitivity (Noise Floor).

Data Sheet 6 of 8

RETLIF TESTING LABORATORIES

EMISSIONS TEST DATA SHEET

Test Method	Unwanted Emissions into Restricted Frequency Bands	
Customer	Kuvee, Inc.	
Job Number	R-6096N-2	
Test Sample	Kuvee Smart Bottle	
Model Number	SBK-07	
Serial Number	KV16050003	
Test Specification	FCC Part 15 Subpart C	Paragraph: 15.247(d)
Operating Mode	Transmitting Bluetooth signal	
Technician	M. Seamans	
Date	May 12th, 2016	

Notes: Antenna Test Distance: 3 meters Detector: Quasi-Peak <1GHz, Average >1GHz
Peak readings of EUT emissions were less than 20 dB above the average limit.

TEST PARAMETERS

Restricted Band	Measured Frequency	Meter Reading	Correction Factor	Corrected Reading			Converted Reading	Limit at 3M
MHz	MHz	dBuV	dB	dBuV/m			uV/m	uV/m
9000.00	-	-	-	-			-	500.00
|	-	-	-	-			-	|
9200.00	-	-	-	-			-	500.00
9300.00	-	-	-	-			-	500.00
|	-	-	-	-			-	|
9500.00	-	-	-	-			-	500.00
10600.00	-	-	-	-			-	500.00
|	12010.00	40.97	8.8	49.77			307.96	|
|	12200.00	40.97	9.0	49.97			315.14	|
|	12400.00	40.69	9.2	49.89			312.25	|
12700.00	-	-	-	-			-	500.00
13250.00	-	-	-	-			-	500.00
|	-	-	-	-			-	|
13400.00	-	-	-	-			-	500.00
14470.00	-	-	-	-			-	500.00
|	-	-	-	-			-	|
14500.00	-	-	-	-			-	500.00
15350.00	-	-	-	-			-	500.00

EUT emissions observed throughout the given frequency spectrum were recorded and evaluated. Emission levels closest to the limit are listed on this data sheet.

Data Sheet 7 of 8

RETLIF TESTING LABORATORIES

EMISSIONS TEST DATA SHEET

Test Method	Unwanted Emissions into Restricted Frequency Bands	
Customer	Kuvee, Inc.	
Job Number	R-6096N-2	
Test Sample	Kuvee Smart Bottle	
Model Number	SBK-07	
Serial Number	KV16050003	
Test Specification	FCC Part 15 Subpart C	Paragraph: 15.247(d)
Operating Mode	Transmitting Bluetooth signal	
Technician	M. Seamans	
Date	May 12th, 2016	

Notes: Antenna Test Distance: 3 meters Detector: Quasi-Peak <1GHz, Average >1GHz

TEST PARAMETERS

Restricted Band	Measured Frequency	Meter Reading	Correction Factor	Corrected Reading			Converted Reading	Limit at 3M
MHz	MHz	dBuV	dB	dBuV/m			uV/m	uV/m
|	-	-	-	-			-	|
16200.00	-	-	-	-			-	500.00
17700.00	-	-	-	-			-	500.00
|	19216.00	32.40	-7.8	24.60	*		16.98	|
|	19520.00	32.22	-7.6	24.62	*		17.02	|
|	19840.00	32.23	-7.4	24.83	*		17.44	|
21400.00	-	-	-	-			-	500.00
22010.00	-	-	-	-			-	500.00
|	22320.00	33.29	-5.9	27.39	*		23.42	|
23120.00	-	-	-	-			-	500.00
23600.00	-	-	-	-			-	500.00
|	-	-	-	-			-	|
24000.00	-	-	-	-			-	500.00

No EUT emissions within 10 dB of the specified test limit were observed at the specified test distance throughout the given frequency spectrum. * This emission is not from the EUT. It is a measurement of minimum measurement system sensitivity (Noise Floor).

Data Sheet 8 of 8

Unwanted Emissions into Restricted Frequency Bands
30 MHz to 25 GHz
20 MHz Wifi Test Data

RETLIF TESTING LABORATORIES

EMISSIONS TEST DATA SHEET

Test Method	Unwanted Emissions into Restricted Frequency Bands	
Customer	Kuvee, Inc.	
Job Number	R-6096N-2	
Test Sample	Kuvee Smart Bottle	
Model Number	SBK-07	
Serial Number	KV16050003	
Test Specification	FCC Part 15 Subpart C	Paragraph: 15.247(d)
Operating Mode	Transmitting 20MHz WiFi signal	
Technician	M. Seamans	
Date	May 12th, 2016	

Notes: Antenna Test Distance: 3 meters Detector: Quasi-Peak <1GHz, Average >1GHz

TEST PARAMETERS

Restricted Band	Measured Frequency	Meter Reading	Correction Factor	Corrected Reading			Converted Reading	Limit at 3M
MHz	**MHz**	**dBuV**	**dB**	**dBuV/m**			**uV/m**	**uV/m**
37.50	-	-	-	-			-	100.00
|	38.00	13.60	14..20	27.80	*		24.55	I
38.25	-	-	-	-			-	100.00
73.00	-	-	-	-			-	100.00
|	73.50	14.80	8.36	23.16	*		14.39	I
74.60	-	-	-	-			-	100.00
74.80	-	-	-	-			-	100.00
|	-	-	-	-			-	I
|	75.00	7.83	7.73	15.56	*		6.00	|
|	-	-	-	-			-	|
75.20	-	-	-	-			-	100.00
108.00	-	-	-	-			-	150.00
|	116.30	22.45	9.60	32.05			40.04	|
121.94	-	-	-	-			-	150.00
123.00	-	-	-	-			-	150.00
|	-	-	-	-			-	|
|	137.80	24.37	9.08	33.45			47.04	|

EUT emissions observed throughout the given frequency spectrum were recorded and evaluated. Emission levels closest to the limit are listed on this data sheet. * This emission is not from the EUT. It is a measurement of minimum measurement system sensitivity (Noise Floor).

Data Sheet 1 of 8

RETLIF TESTING LABORATORIES

EMISSIONS TEST DATA SHEET

Test Method	Unwanted Emissions into Restricted Frequency Bands	
Customer	Kuvee, Inc.	
Job Number	R-6096N-2	
Test Sample	Kuvee Smart Bottle	
Model Number	SBK-07	
Serial Number	KV16050003	
Test Specification	FCC Part 15 Subpart C	Paragraph: 15.247(d)
Operating Mode	Transmitting 20MHz WiFi signal	
Technician	M. Seamans	
Date	May 12th, 2016	

Notes: Antenna Test Distance: 3 meters Detector: Quasi-Peak <1GHz, Average >1GHz

TEST PARAMETERS

Restricted Band	Measured Frequency	Meter Reading	Correction Factor	Corrected Reading			Converted Reading	Limit at 3M
MHz	MHz	dBuV	dB	dBuV/m			uV/m	uV/m
|	-	-	-	-			-	|
138.00	-	-	-	-			-	150.00
149.90	-	-	-	-			-	150.00
|	150.00	10.82	11.17	21.99	*		12.57	|
150.05	-	-	-	-			-	150.00
156.52	-	-	-	-			-	150.00
|	156.525	2.18	12.08	14.26	*		5.16	|
156.52	-	-	-	-			-	150.00
156.70	-	-	-	-			-	150.00
|	156.80	2.16	12.12	14.28	*		5.18	|
156.90	-	-	-	-			-	150.00
162.01	-	-	-	-			-	150.00
|	164.00	2.35	12.66	15.01	*		5.63	|
167.17	-	-	-	-			-	150.00
167.72	-	-	-	-			-	150.00
|	170.00	21.60	10.69	32.29			41.16	|

EUT emissions observed throughout the given frequency spectrum were recorded and evaluated. Emission levels closest to the limit are listed on this data sheet. * This emission is not from the EUT. It is a measurement of minimum measurement system sensitivity (Noise Floor).

Data Sheet 2 of 8

RETLIF TESTING LABORATORIES

EMISSIONS TEST DATA SHEET

Test Method	Unwanted Emissions into Restricted Frequency Bands	
Customer	Kuvee, Inc.	
Job Number	R-6096N-2	
Test Sample	Kuvee Smart Bottle	
Model Number	SBK-07	
Serial Number	KV16050003	
Test Specification	FCC Part 15 Subpart C	Paragraph: 15.247(d)
Operating Mode	Transmitting 20MHz WiFi signal	
Technician	M. Seamans	
Date	May 12th, 2016	

Notes: Antenna Test Distance: 3 meters Detector: Quasi-Peak <1GHz, Average >1GHz

TEST PARAMETERS

Restricted Band	Measured Frequency	Meter Reading	Correction Factor	Corrected Reading			Converted Reading	Limit at 3M
MHz	MHz	dBuV	dB	dBuV/m			uV/m	uV/m
173.20	-	-	-	-			-	150.00
240.00	-	-	-	-			-	200.00
|	249.25	23.93	16.59	40.52			106.17	|
285.00	-	-	-	-			-	200.00
322.80	-	-	-	-			-	200.00
|	330.00	1.34	17.65	18.99	*		8.90	|
335.40	-	-	-	-			-	200.00
399.90	-	-	-	-			-	200.00
|	409.00	0.05	21.60	21.65	*		12.09	|
410.00	-	-	-	-			-	200.00
608.00	-	-	-	-			-	200.00
|	611.00	0.47	27.34	27.81	*		24.58	|
614.00	-	-	-	-			-	200.00
960.00	-	-	-	-			-	500.00
|	980.00	4.55	28.96	33.51	*		47.37	|
1240.00	-	-	-	-			-	500.00

EUT emissions observed throughout the given frequency spectrum were recorded and evaluated. Emission levels closest to the limit are listed on this data sheet. * This emission is not from the EUT. It is a measurement of minimum measurement system sensitivity (Noise Floor).

Data Sheet 3 of 8

RETLIF TESTING LABORATORIES

EMISSIONS TEST DATA SHEET

Test Method	Unwanted Emissions into Restricted Frequency Bands	
Customer	Kuvee, Inc.	
Job Number	R-6096N-2	
Test Sample	Kuvee Smart Bottle	
Model Number	SBK-07	
Serial Number	KV16050003	
Test Specification	FCC Part 15 Subpart C	Paragraph: 15.247(d)
Operating Mode	Transmitting 20MHz WiFi signal	
Technician	M. Seamans	
Date	May 12th, 2016	

Notes: Antenna Test Distance: 3 meters Detector: Quasi-Peak <1GHz, Average >1GHz

TEST PARAMETERS

Restricted Band	Measured Frequency	Meter Reading	Correction Factor	Corrected Reading			Converted Reading	Limit at 3M
MHz	MHz	dBuV	dB	dBuV/m			uV/m	uV/m
1300.00	-	-	-	-			-	500.00
|	1350.00	31.10	-9.50	21.60	*		12.02	|
1427.00	-	-	-	-			-	500.00
1435.00	-	-	-	-			-	500.00
|	1500.00	30.52	-7.50	23.02	*		14.16	|
1646.50	-	-	-	-			-	500.00
1660.00	-	-	-	-			-	500.00
|	1680.00	30.34	-7.00	23.34	*		14.69	|
1710.00	-	-	-	-			-	500.00
1718.80	-	-	-	-			-	500.00
|	1720.00	30.35	-6.50	23.85	*		15.58	|
1722.20	-	-	-	-			-	500.00
2200.00	-	-	-	-			-	500.00
|	2250.00	30.05	-5.20	24.85	*		17.48	|
2300.00	-	-	-	-			-	500.00
2310.00	-	-	-	-			-	500.00

No EUT emissions within 10 dB of the specified test limit were observed at the specified test distance throughout the given frequency spectrum. * This emission is not from the EUT. It is a measurement of minimum measurement system sensitivity (Noise Floor).

Data Sheet 4 of 8

RETLIF TESTING LABORATORIES

EMISSIONS TEST DATA SHEET

Test Method	Unwanted Emissions into Restricted Frequency Bands	
Customer	Kuvee, Inc.	
Job Number	R-6096N-2	
Test Sample	Kuvee Smart Bottle	
Model Number	SBK-07	
Serial Number	KV16050003	
Test Specification	FCC Part 15 Subpart C	Paragraph: 15.247(d)
Operating Mode	Transmitting 20MHz WiFi signal	
Technician	M. Seamans	
Date	May 12th, 2016	

Notes: Antenna Test Distance: 3 meters Detector: Quasi-Peak <1GHz, Average >1GHz

TEST PARAMETERS

Restricted Band	Measured Frequency	Meter Reading	Correction Factor	Corrected Reading			Converted Reading	Limit at 3M
MHz	MHz	dBuV	dB	dBuV/m			uV/m	uV/m
|	2360.00	29.88	-5.00	24.88	*		17.54	|
2390.00	-	-	-	-			-	500.00
2483.50	-	-	-	-			-	500.00
|	2490.00	29.93	-4.60	25.33	*		18.47	|
2500.00	-	-	-	-			-	500.00
2690.00	-	-	-	-			-	500.00
|	-	-	-	-			-	|
2900.00	-	-	-	-			-	500.00
3260.00	-	-	-	-			-	500.00
|	3263.00	29.41	-2.00	27.41	*		23.47	|
3267.00	-	-	-	-			-	500.00
3332.00	-	-	-	-			-	500.00
|	3336.00	29.42	-1.60	27.82	*		24.60	|
3339.00	-	-	-	-			-	500.00
3345.00	-	-	-	-			-	500.00
|	-	-	-	-			-	|

No EUT emissions within 10 dB of the specified test limit were observed at the specified test distance throughout the given frequency spectrum. * This emission is not from the EUT. It is a measurement of minimum measurement system sensitivity (Noise Floor).

Data Sheet 5 of 8

RETLIF TESTING LABORATORIES

EMISSIONS TEST DATA SHEET

Test Method	Unwanted Emissions into Restricted Frequency Bands	
Customer	Kuvee, Inc.	
Job Number	R-6096N-2	
Test Sample	Kuvee Smart Bottle	
Model Number	SBK-07	
Serial Number	KV16050003	
Test Specification	FCC Part 15 Subpart C	Paragraph: 15.247(d)
Operating Mode	Transmitting 20MHz WiFi signal	
Technician	M. Seamans	
Date	May 12th, 2016	

Notes: Antenna Test Distance: 3 meters Detector: Quasi-Peak <1GHz, Average >1GHz
Peak readings of EUT emissions were less than 20 dB above the average limit.

TEST PARAMETERS

Restricted Band	Measured Frequency	Meter Reading	Correction Factor	Corrected Reading			Converted Reading	Limit at 3M
MHz	MHz	dBuV	dB	dBuV/m			uV/m	uV/m
3358.00	-	-	-	-			-	500.00
3600.00	-	-	-	-			-	500.00
|	-	-	-	-			-	|
4400.00	-	-	-	-			-	500.00
4500.00	-	-	-	-			-	500.00
|	4824.00	44.11	1.05	45.16			181.13	|
|	4880.00	44.31	1.15	45.46			187.50	|
|	4924.00	45.11	1.25	46.36			207.97	|
5150.00	-	-	-	-			-	500.00
5350.00	-	-	-	-			-	500.00
|	5400.00	27.94	2.50	30.44	*		33.27	|
5460.00	-	-	-	-			-	500.00
7250.00	-	-	-	-			-	500.00
|	7320.00	39.84	4.45	44.29	*		163.87	|
|	7386.00	40.82	4.55	45.37	*		185.57	|
7750.00	-	-	-	-			-	500.00
8025.00	-	-	-	-			-	500.00
|	-	-	-	-			-	|
8500.00	-	-	-	-			-	500.00

EUT emissions observed throughout the given frequency spectrum were recorded and evaluated. Emission levels closest to the limit are listed on this data sheet. * This emission is not from the EUT. It is a measurement of minimum measurement system sensitivity (Noise Floor).

Data Sheet 6 of 8

RETLIF TESTING LABORATORIES

EMISSIONS TEST DATA SHEET

Test Method	Unwanted Emissions into Restricted Frequency Bands	
Customer	Kuvee, Inc.	
Job Number	R-6096N-2	
Test Sample	Kuvee Smart Bottle	
Model Number	SBK-07	
Serial Number	KV16050003	
Test Specification	FCC Part 15 Subpart C	Paragraph: 15.247(d)
Operating Mode	Transmitting 20MHz WiFi signal	
Technician	M. Seamans	
Date	May 12th, 2016	

Notes: Antenna Test Distance: 3 meters Detector: Quasi-Peak <1GHz, Average >1GHz

TEST PARAMETERS

Restricted Band	Measured Frequency	Meter Reading	Correction Factor	Corrected Reading			Converted Reading	Limit at 3M
MHz	MHz	dBuV	dB	dBuV/m			uV/m	uV/m
9000.00	-	-	-	-			-	500.00
|	-	-	-	-			-	|
9200.00	-	-	-	-			-	500.00
9300.00	-	-	-	-			-	500.00
|	-	-	-	-			-	|
9500.00	-	-	-	-			-	500.00
10600.00	-	-	-	-			-	500.00
|	12060.00	32.08	8.8	40.88	*		110.66	|
|	12200.00	33.78	9.0	42.78	*		137.72	|
|	12310.00	33.16	9.2	42.36	*		131.22	|
12700.00	-	-	-	-			-	500.00
13250.00	-	-	-	-			-	500.00
|	-	-	-	-			-	|
13400.00	-	-	-	-			-	500.00
14470.00	-	-	-	-			-	500.00
|	-	-	-	-			-	|
14500.00	-	-	-	-			-	500.00
15350.00	-	-	-	-			-	500.00

No EUT emissions within 10 dB of the specified test limit were observed at the specified test distance throughout the given frequency spectrum. * This emission is not from the EUT. It is a measurement of minimum measurement system sensitivity (Noise Floor).

Data Sheet 7 of 8

RETLIF TESTING LABORATORIES

EMISSIONS TEST DATA SHEET

Test Method	Unwanted Emissions into Restricted Frequency Bands	
Customer	Kuvee, Inc.	
Job Number	R-6096N-2	
Test Sample	Kuvee Smart Bottle	
Model Number	SBK-07	
Serial Number	KV16050003	
Test Specification	FCC Part 15 Subpart C	Paragraph: 15.247(d)
Operating Mode	Transmitting 20MHz WiFi signal	
Technician	M. Seamans	
Date	May 12th, 2016	

Notes: Antenna Test Distance: 3 meters Detector: Quasi-Peak <1GHz, Average >1GHz

TEST PARAMETERS

Restricted Band	Measured Frequency	Meter Reading	Correction Factor	Corrected Reading			Converted Reading	Limit at 3M
MHz	MHz	dBuV	dB	dBuV/m			uV/m	uV/m
|	-	-	-	-			-	|
16200.00	-	-	-	-			-	500.00
17700.00	-	-	-	-			-	500.00
|	19296.00	33.82	-7.8	26.02	*		20.00	|
|	19520.00	32.23	-7.6	24.63	*		17.04	|
|	19696.00	32.68	-7.4	25.28	*		18.37	|
21400.00	-	-	-	-			-	500.00
22010.00	-	-	-	-			-	500.00
|	22158.00	33.15	-5.9	27.25	*		23.04	|
23120.00	-	-	-	-			-	500.00
23600.00	-	-	-	-			-	500.00
|	-	-	-	-			-	|
24000.00	-	-	-	-			-	500.00

No EUT emissions within 10 dB of the specified test limit were observed at the specified test distance throughout the given frequency spectrum. * This emission is not from the EUT. It is a measurement of minimum measurement system sensitivity (Noise Floor).

Data Sheet 8 of 8

Unwanted Emissions into Restricted Frequency Bands
30 MHz to 25 GHz
40 MHz Wifi Test Data

RETLIF TESTING LABORATORIES

EMISSIONS TEST DATA SHEET

Test Method	Unwanted Emissions into Restricted Frequency Bands	
Customer	Kuvee, Inc.	
Job Number	R-6096N-2	
Test Sample	Kuvee Smart Bottle	
Model Number	SBK-07	
Serial Number	KV16050003	
Test Specification	FCC Part 15 Subpart C	Paragraph: 15.247(d)
Operating Mode	Transmitting 40MHz WiFi signal	
Technician	M. Seamans	
Date	May 12th, 2016	

Notes: Antenna Test Distance: 3 meters Detector: Quasi-Peak <1GHz, Average >1GHz

TEST PARAMETERS

Restricted Band	Measured Frequency	Meter Reading	Correction Factor	Corrected Reading			Converted Reading	Limit at 3M
MHz	MHz	dBuV	dB	dBuV/m			uV/m	uV/m
37.50	-	-	-	-			-	100.00
|	38.00	13.60	14..20	27.80	*		24.55	I
38.25	-	-	-	-			-	100.00
73.00	-	-	-	-			-	100.00
|	73.50	14.80	8.36	23.16	*		14.39	I
74.60	-	-	-	-			-	100.00
74.80	-	-	-	-			-	100.00
|	-	-	-	-			-	I
|	75.00	7.83	7.73	15.56	*		6.00	|
|	-	-	-	-			-	|
75.20	-	-	-	-			-	100.00
108.00	-	-	-	-			-	150.00
|	116.30	22.45	9.60	32.05			40.04	|
121.94	-	-	-	-			-	150.00
123.00	-	-	-	-			-	150.00
|	-	-	-	-			-	|
|	137.80	24.37	9.08	33.45			47.04	|

EUT emissions observed throughout the given frequency spectrum were recorded and evaluated. Emission levels closest to the limit are listed on this data sheet. * This emission is not from the EUT. It is a measurement of minimum measurement system sensitivity (Noise Floor).

Data Sheet 1 of 8

RETLIF TESTING LABORATORIES

EMISSIONS TEST DATA SHEET		
Test Method	Unwanted Emissions into Restricted Frequency Bands	
Customer	Kuvee, Inc.	
Job Number	R-6096N-2	
Test Sample	Kuvee Smart Bottle	
Model Number	SBK-07	
Serial Number	KV16050003	
Test Specification	FCC Part 15 Subpart C	Paragraph: 15.247(d)
Operating Mode	Transmitting 40MHz WiFi signal	
Technician	M. Seamans	
Date	May 12th, 2016	

Notes: Antenna Test Distance: 3 meters Detector: Quasi-Peak <1GHz, Average >1GHz

TEST PARAMETERS

Restricted Band	Measured Frequency	Meter Reading	Correction Factor	Corrected Reading			Converted Reading	Limit at 3M
MHz	MHz	dBuV	dB	dBuV/m			uV/m	uV/m
|	-	-	-	-			-	|
138.00	-	-	-	-			-	150.00
149.90	-	-	-	-			-	150.00
|	150.00	10.82	11.17	21.99	*		12.57	|
150.05	-	-	-	-			-	150.00
156.52	-	-	-	-			-	150.00
|	156.525	2.18	12.08	14.26	*		5.16	|
156.52	-	-	-	-			-	150.00
156.70	-	-	-	-			-	150.00
|	156.80	2.16	12.12	14.28	*		5.18	|
156.90	-	-	-	-			-	150.00
162.01	-	-	-	-			-	150.00
|	164.00	2.35	12.66	15.01	*		5.63	|
167.17	-	-	-	-			-	150.00
167.72	-	-	-	-			-	150.00
|	170.00	21.60	10.69	32.29			41.16	|

EUT emissions observed throughout the given frequency spectrum were recorded and evaluated. Emission levels closest to the limit are listed on this data sheet. * This emission is not from the EUT. It is a measurement of minimum measurement system sensitivity (Noise Floor).

Data Sheet 2 of 8

RETLIF TESTING LABORATORIES

EMISSIONS TEST DATA SHEET

Test Method	Unwanted Emissions into Restricted Frequency Bands	
Customer	Kuvee, Inc.	
Job Number	R-6096N-2	
Test Sample	Kuvee Smart Bottle	
Model Number	SBK-07	
Serial Number	KV16050003	
Test Specification	FCC Part 15 Subpart C	Paragraph: 15.247(d)
Operating Mode	Transmitting 40MHz WiFi signal	
Technician	M. Seamans	
Date	May 12th, 2016	

Notes: Antenna Test Distance: 3 meters Detector: Quasi-Peak <1GHz, Average >1GHz

TEST PARAMETERS

Restricted Band	Measured Frequency	Meter Reading	Correction Factor	Corrected Reading			Converted Reading	Limit at 3M
MHz	MHz	dBuV	dB	dBuV/m			uV/m	uV/m
173.20	-	-	-	-			-	150.00
240.00	-	-	-	-			-	200.00
|	249.25	23.93	16.59	40.52			106.17	|
285.00	-	-	-	-			-	200.00
322.80	-	-	-	-			-	200.00
|	330.00	1.34	17.65	18.99	*		8.90	|
335.40	-	-	-	-			-	200.00
399.90	-	-	-	-			-	200.00
|	409.00	0.05	21.60	21.65	*		12.09	|
410.00	-	-	-	-			-	200.00
608.00	-	-	-	-			-	200.00
|	611.00	0.47	27.34	27.81	*		24.58	|
614.00	-	-	-	-			-	200.00
960.00	-	-	-	-			-	500.00
|	980.00	4.55	28.96	33.51	*		47.37	|
1240.00	-	-	-	-			-	500.00

EUT emissions observed throughout the given frequency spectrum were recorded and evaluated. Emission levels closest to the limit are listed on this data sheet. * This emission is not from the EUT. It is a measurement of minimum measurement system sensitivity (Noise Floor).

Data Sheet 3 of 8

RETLIF TESTING LABORATORIES

EMISSIONS TEST DATA SHEET

Test Method	Unwanted Emissions into Restricted Frequency Bands	
Customer	Kuvee, Inc.	
Job Number	R-6096N-2	
Test Sample	Kuvee Smart Bottle	
Model Number	SBK-07	
Serial Number	KV16050003	
Test Specification	FCC Part 15 Subpart C	Paragraph: 15.247(d)
Operating Mode	Transmitting 40MHz WiFi signal	
Technician	M. Seamans	
Date	May 12th, 2016	

Notes: Antenna Test Distance: 3 meters Detector: Quasi-Peak <1GHz, Average >1GHz

TEST PARAMETERS

Restricted Band	Measured Frequency	Meter Reading	Correction Factor	Corrected Reading			Converted Reading	Limit at 3M
MHz	MHz	dBuV	dB	dBuV/m			uV/m	uV/m
1300.00	-	-	-	-			-	500.00
|	1350.00	31.10	-9.50	21.60	*		12.02	|
1427.00	-	-	-	-			-	500.00
1435.00	-	-	-	-			-	500.00
|	1500.00	30.52	-7.50	23.02	*		14.16	|
1646.50	-	-	-	-			-	500.00
1660.00	-	-	-	-			-	500.00
|	1680.00	30.34	-7.00	23.34	*		14.69	|
1710.00	-	-	-	-			-	500.00
1718.80	-	-	-	-			-	500.00
|	1720.00	30.35	-6.50	23.85	*		15.58	|
1722.20	-	-	-	-			-	500.00
2200.00	-	-	-	-			-	500.00
|	2250.00	30.05	-5.20	24.85	*		17.48	|
2300.00	-	-	-	-			-	500.00
2310.00	-	-	-	-			-	500.00

No EUT emissions within 10 dB of the specified test limit were observed at the specified test distance throughout the given frequency spectrum. * This emission is not from the EUT. It is a measurement of minimum measurement system sensitivity (Noise Floor).

Data Sheet 4 of 8

RETLIF TESTING LABORATORIES

EMISSIONS TEST DATA SHEET

Test Method	Unwanted Emissions into Restricted Frequency Bands	
Customer	Kuvee, Inc.	
Job Number	R-6096N-2	
Test Sample	Kuvee Smart Bottle	
Model Number	SBK-07	
Serial Number	KV16050003	
Test Specification	FCC Part 15 Subpart C	Paragraph: 15.247(d)
Operating Mode	Transmitting 40MHz WiFi signal	
Technician	M. Seamans	
Date	May 12th, 2016	

Notes: Antenna Test Distance: 3 meters Detector: Quasi-Peak <1GHz, Average >1GHz

TEST PARAMETERS

Restricted Band	Measured Frequency	Meter Reading	Correction Factor	Corrected Reading			Converted Reading	Limit at 3M
MHz	MHz	dBuV	dB	dBuV/m			uV/m	uV/m
|	2360.00	29.88	-5.00	24.88	*		17.54	|
2390.00	-	-	-	-			-	500.00
2483.50	-	-	-	-			-	500.00
|	2490.00	29.93	-4.60	25.33	*		18.47	|
2500.00	-	-	-	-			-	500.00
2690.00	-	-	-	-			-	500.00
|	-	-	-	-			-	|
2900.00	-	-	-	-			-	500.00
3260.00	-	-	-	-			-	500.00
|	3263.00	29.41	-2.00	27.41	*		23.47	|
3267.00	-	-	-	-			-	500.00
3332.00	-	-	-	-			-	500.00
|	3336.00	29.42	-1.60	27.82	*		24.60	|
3339.00	-	-	-	-			-	500.00
3345.00	-	-	-	-			-	500.00
|	-	-	-	-			-	|

No EUT emissions within 10 dB of the specified test limit were observed at the specified test distance throughout the given frequency spectrum. * This emission is not from the EUT. It is a measurement of minimum measurement system sensitivity (Noise Floor).

Data Sheet 5 of 8

RETLIF TESTING LABORATORIES

EMISSIONS TEST DATA SHEET

Test Method	Unwanted Emissions into Restricted Frequency Bands	
Customer	Kuvee, Inc.	
Job Number	R-6096N-2	
Test Sample	Kuvee Smart Bottle	
Model Number	SBK-07	
Serial Number	KV16050003	
Test Specification	FCC Part 15 Subpart C	Paragraph: 15.247(d)
Operating Mode	Transmitting 40MHz WiFi signal	
Technician	M. Seamans	
Date	May 12th, 2016	

Notes: Antenna Test Distance: 3 meters Detector: Quasi-Peak <1GHz, Average >1GHz
Peak readings of EUT emissions were less than 20 dB above the average limit.

TEST PARAMETERS

Restricted Band	Measured Frequency	Meter Reading	Correction Factor	Corrected Reading			Converted Reading	Limit at 3M
MHz	MHz	dBuV	dB	dBuV/m			uV/m	uV/m
3358.00	-	-	-	-			-	500.00
3600.00	-	-	-	-			-	500.00
|	-	-	-	-			-	|
4400.00	-	-	-	-			-	500.00
4500.00	-	-	-	-			-	500.00
|	4844.00	44.62	1.05	45.67			192.09	|
|	4864.00	45.13	1.15	46.28			206.06	|
|	4904.00	45.27	1.25	46.52			211.84	|
5150.00	-	-	-	-			-	500.00
5350.00	-	-	-	-			-	500.00
|	5400.00	27.94	2.50	30.44	*		33.27	|
5460.00	-	-	-	-			-	500.00
7250.00	-	-	-	-			-	500.00
|	7266.00	42.05	4.45	46.50	*		211.35	|
|	7296.00	42.08	4.55	46.63	*		214.54	|
7750.00	-	-	-	-			-	500.00
8025.00	-	-	-	-			-	500.00
|	-	-	-	-			-	|
8500.00	-	-	-	-			-	500.00

EUT emissions observed throughout the given frequency spectrum were recorded and evaluated. Emission levels closest to the limit are listed on this data sheet. * This emission is not from the EUT. It is a measurement of minimum measurement system sensitivity (Noise Floor).

Data Sheet 6 of 8

RETLIF TESTING LABORATORIES

EMISSIONS TEST DATA SHEET

Test Method	Unwanted Emissions into Restricted Frequency Bands	
Customer	Kuvee, Inc.	
Job Number	R-6096N-2	
Test Sample	Kuvee Smart Bottle	
Model Number	SBK-07	
Serial Number	KV16050003	
Test Specification	FCC Part 15 Subpart C	Paragraph: 15.247(d)
Operating Mode	Transmitting 40MHz WiFi signal	
Technician	M. Seamans	
Date	May 12th, 2016	

Notes: Antenna Test Distance: 3 meters Detector: Quasi-Peak <1GHz, Average >1GHz

TEST PARAMETERS

Restricted Band	Measured Frequency	Meter Reading	Correction Factor	Corrected Reading			Converted Reading	Limit at 3M
MHz	MHz	dBuV	dB	dBuV/m			uV/m	uV/m
9000.00	-	-	-	-			-	500.00
|	-	-	-	-			-	|
9200.00	-	-	-	-			-	500.00
9300.00	-	-	-	-			-	500.00
|	-	-	-	-			-	|
9500.00	-	-	-	-			-	500.00
10600.00	-	-	-	-			-	500.00
|	12110.00	32.75	8.8	41.55	*		119.54	|
|	12160.00	33.19	9.0	42.19	*		128.68	|
|	12260.00	33.29	9.2	42.49	*		133.20	|
12700.00	-	-	-	-			-	500.00
13250.00	-	-	-	-			-	500.00
|	-	-	-	-			-	|
13400.00	-	-	-	-			-	500.00
14470.00	-	-	-	-			-	500.00
|	-	-	-	-			-	|
14500.00	-	-	-	-			-	500.00
15350.00	-	-	-	-			-	500.00

No EUT emissions within 10 dB of the specified test limit were observed at the specified test distance throughout the given frequency spectrum. * This emission is not from the EUT. It is a measurement of minimum measurement system sensitivity (Noise Floor).

Data Sheet 7 of 8

RETLIF TESTING LABORATORIES

EMISSIONS TEST DATA SHEET

Test Method	Unwanted Emissions into Restricted Frequency Bands	
Customer	Kuvee, Inc.	
Job Number	R-6096N-2	
Test Sample	Kuvee Smart Bottle	
Model Number	SBK-07	
Serial Number	KV16050003	
Test Specification	FCC Part 15 Subpart C	Paragraph: 15.247(d)
Operating Mode	Transmitting 40MHz WiFi signal	
Technician	M. Seamans	
Date	May 12th, 2016	

Notes: Antenna Test Distance: 3 meters Detector: Quasi-Peak <1GHz, Average >1GHz

TEST PARAMETERS

Restricted Band	Measured Frequency	Meter Reading	Correction Factor	Corrected Reading			Converted Reading	Limit at 3M
MHz	MHz	dBuV	dB	dBuV/m			uV/m	uV/m
|	-	-	-	-			-	|
16200.00	-	-	-	-			-	500.00
17700.00	-	-	-	-			-	500.00
|	19616.00	33.01	-7.8	25.21	*		18.22	|
|	19376.00	33.72	-7.6	26.12	*		20.23	|
|	19456.00	33.13	-7.4	25.73	*		19.34	|
21400.00	-	-	-	-			-	500.00
22010.00	-	-	-	-			-	500.00
|	22068.00	32.89	-5.9	26.99	*		22.36	|
23120.00	-	-	-	-			-	500.00
23600.00	-	-	-	-			-	500.00
|	-	-	-	-			-	|
24000.00	-	-	-	-			-	500.00

No EUT emissions within 10 dB of the specified test limit were observed at the specified test distance throughout the given frequency spectrum. * This emission is not from the EUT. It is a measurement of minimum measurement system sensitivity (Noise Floor).

Data Sheet 8 of 8

Test Photographs
Power Density

Test Configuration, Bluetooth

Test Configuration, Wifi, 20 MHz

Test Photographs
Power Density

Test Configuration, Wifi, 40 MHz

FCC Section 15.247(e)
Power Density
Test Data

RETLIF TESTING LABORATORIES

Test Method:	Power Spectral Density		
Customer	Kuvee, Inc.	**Job No.**	R-6096N-2
Test Sample	Kuvee Smart Bottle		
Model Number	SBK-07	**Serial No.**	KV16050003
Operating Mode	Transmitting Bluetooth signal at 2.402 GHz		
Test Specification	FCC Part 15, Subpart C Paragraph: 15.247 (e)		
Technician	M. Seamans	**Date**	May 9th, 2016
Climatic Conditions	Temp: 18.3 °C Relative Humidity: 30.6 %		
Notes	Power Spectral Density: -23.70 dBm Limit: 8 dBm		

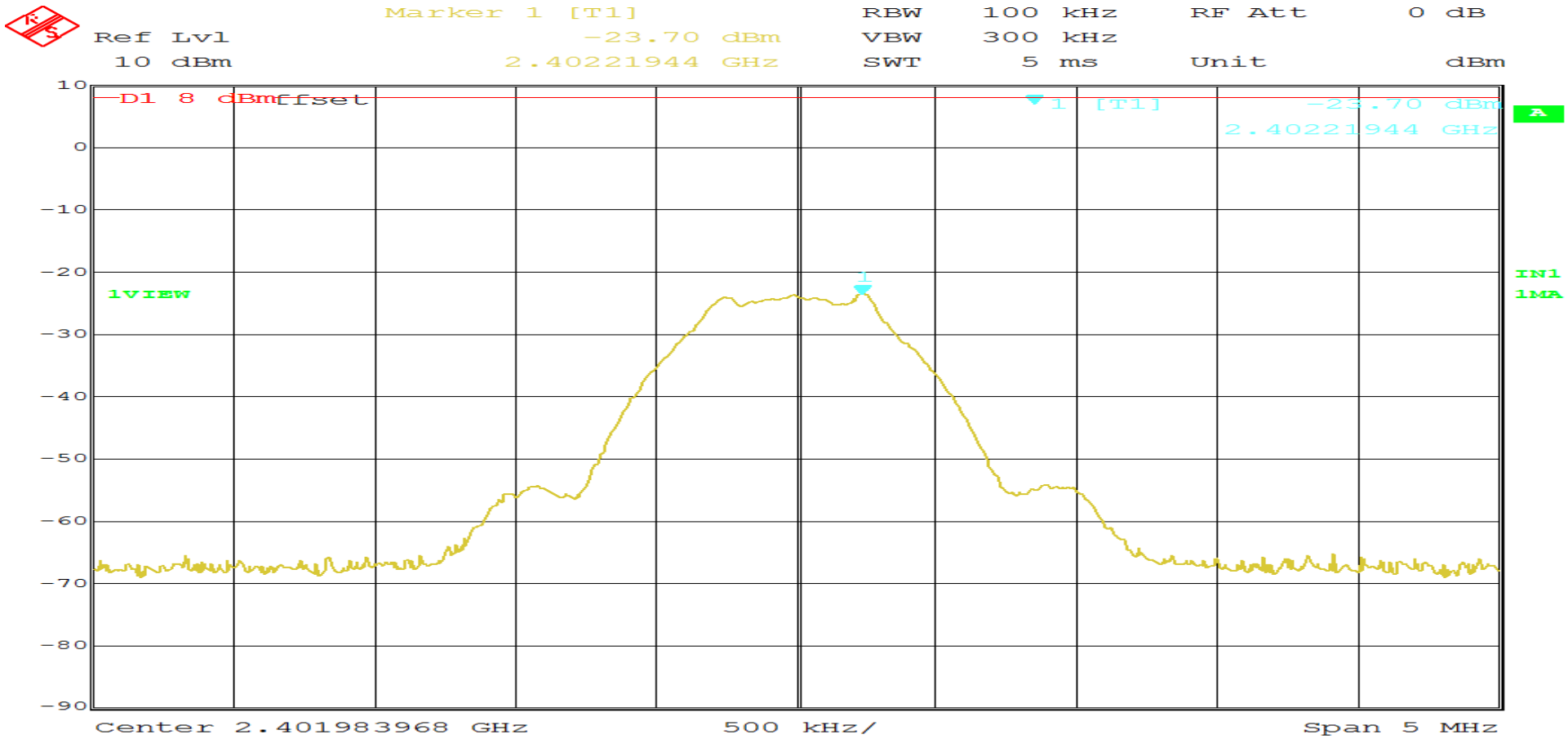

Page 1 of 3

RETLIF TESTING LABORATORIES

Test Method:	Power Spectral Density		
Customer	Kuvee, Inc.	**Job No.**	R-6096N-2
Test Sample	Kuvee Smart Bottle		
Model Number	SBK-07	**Serial No.**	KV16050003
Operating Mode	Transmitting Bluetooth signal at 2.440 GHz		
Test Specification	FCC Part 15, Subpart C Paragraph: 15.247 (e)		
Technician	M. Seamans	**Date**	May 9th, 2016
Climatic Conditions	Temp: 18.3 °C Relative Humidity: 30.6 %		
Notes	Power Spectral Density: -24.32 dBm Limit: 8 dBm		

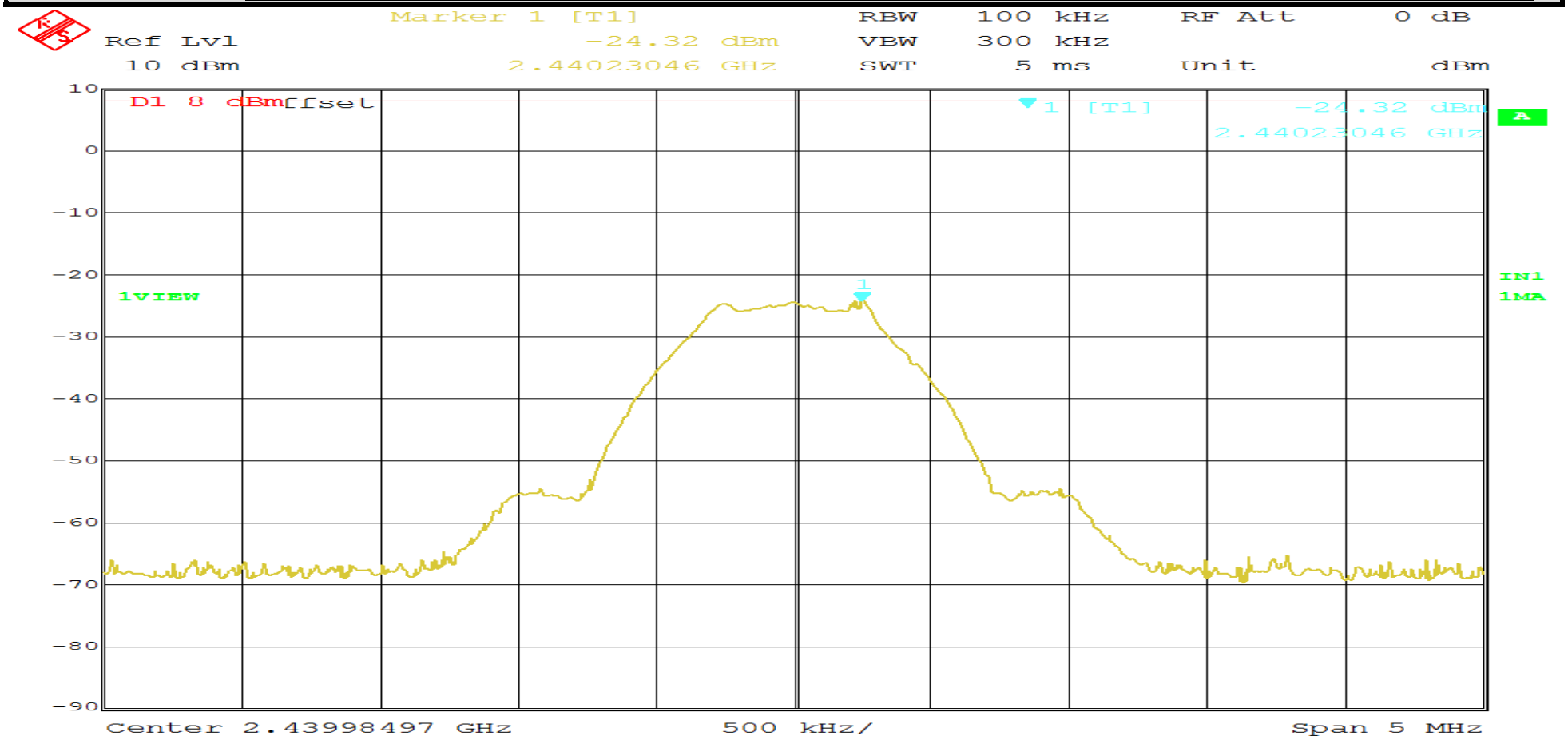

Page 2 of 3

RETLIF TESTING LABORATORIES

Test Method:	Power Spectral Density		
Customer	Kuvee, Inc.	**Job No.**	R-6096N-2
Test Sample	Kuvee Smart Bottle		
Model Number	SBK-07	**Serial No.**	KV16050003
Operating Mode	Transmitting Bluetooth signal at 2.480 GHz		
Test Specification	FCC Part 15, Subpart C Paragraph: 15.247 (e)		
Technician	M. Seamans	**Date**	May 9th, 2016
Climatic Conditions	Temp: 18.3 °C Relative Humidity: 30.6 %		
Notes	Power Spectral Density: -25.52 dBm Limit: 8 dBm		

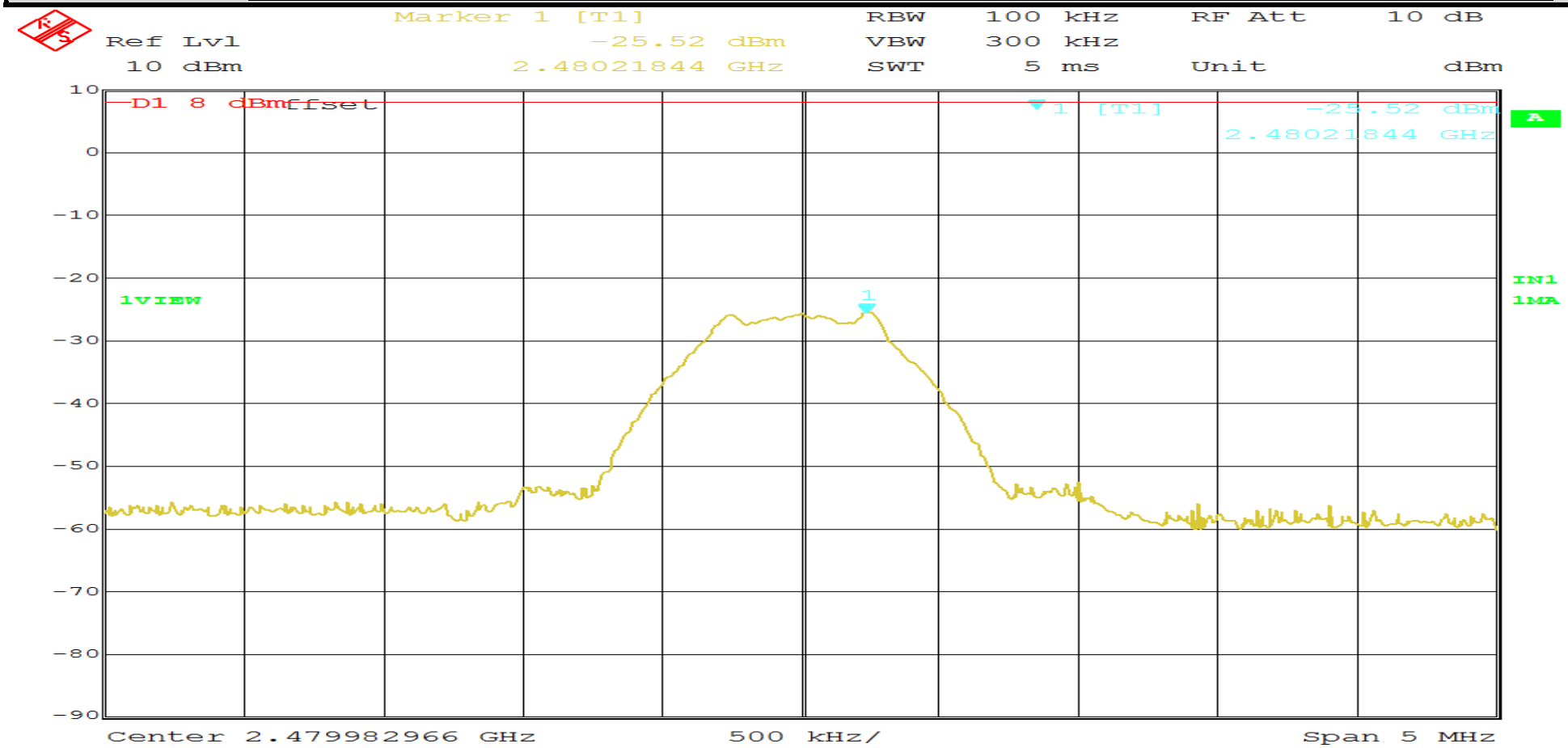

Page 3 of 3

Power Spectral Density
20 MHz Wifi Test Data

RETLIF TESTING LABORATORIES

Test Method:	Power Spectral Density		
Customer	Kuvee, Inc.	**Job No.**	R-6097N-2
Test Sample	Kuvee Smart Bottle		
Model Number	SBK-07	**Serial No.**	KV16050003
Operating Mode	Transmitting 20 MHz WiFi signal at 2.412 GHz		
Test Specification	FCC Part 15, Subpart C Paragraph: 15.247 (e)		
Technician	M. Seamans	**Date**	May 9th, 2016
Climatic Conditions	Temp: 18.3 °C Relative Humidity: 30.6 %		
Notes	Power Spectral Density: 5.07 dBm Limit: 8 dBm		

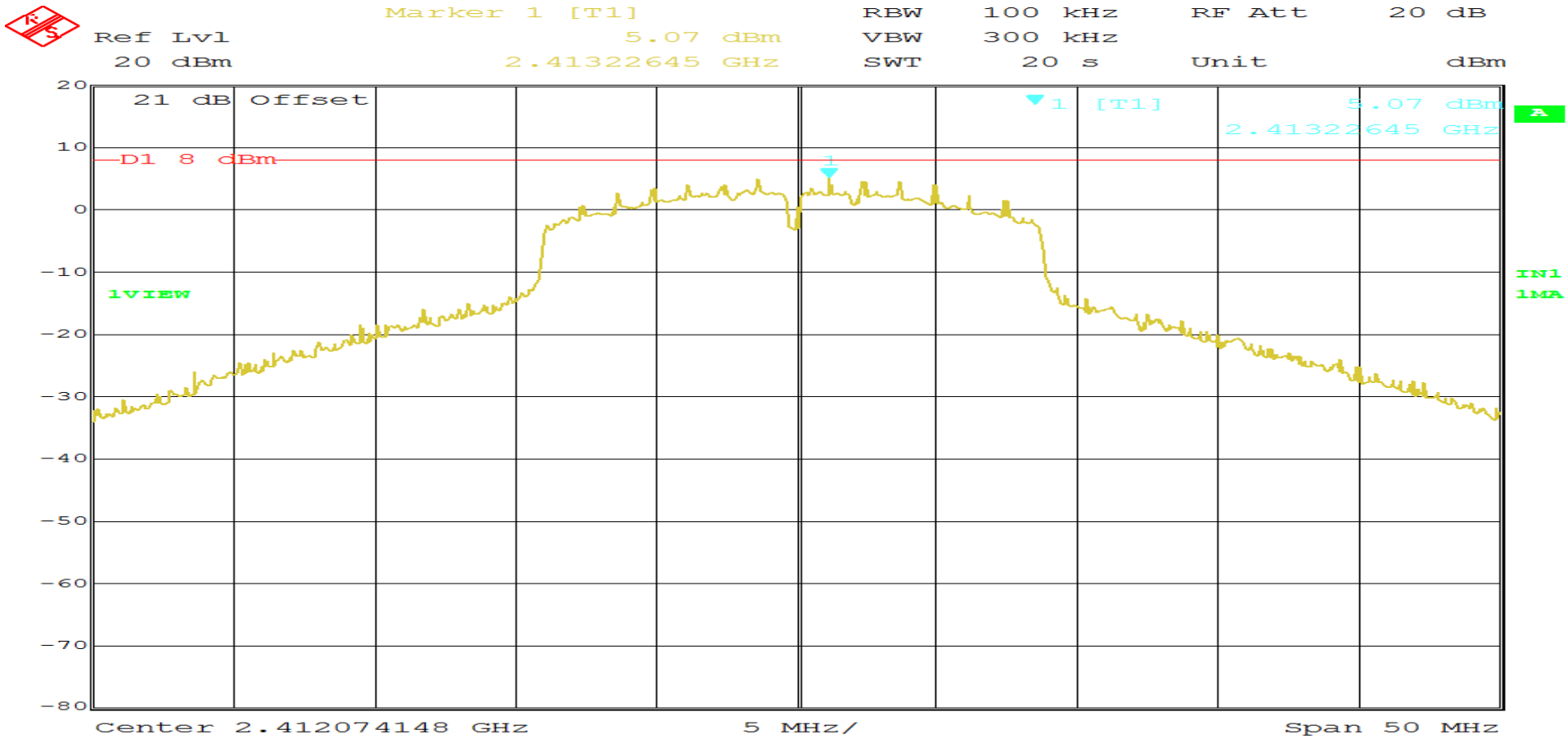

Page 1 of 3

RETLIF TESTING LABORATORIES

Test Method:	Power Spectral Density		
Customer	Kuvee, Inc.	**Job No.**	R-6097N-2
Test Sample	Kuvee Smart Bottle		
Model Number	SBK-07	**Serial No.**	KV16050003
Operating Mode	Transmitting 20 MHz WiFi signal at 2.440 GHz		
Test Specification	FCC Part 15, Subpart C Paragraph: 15.247 (e)		
Technician	M. Seamans	**Date**	May 9th, 2016
Climatic Conditions	Temp: 18.3 °C Relative Humidity: 30.6 %		
Notes	Power Spectral Density: 5.00 dBm Limit: 8 dBm		

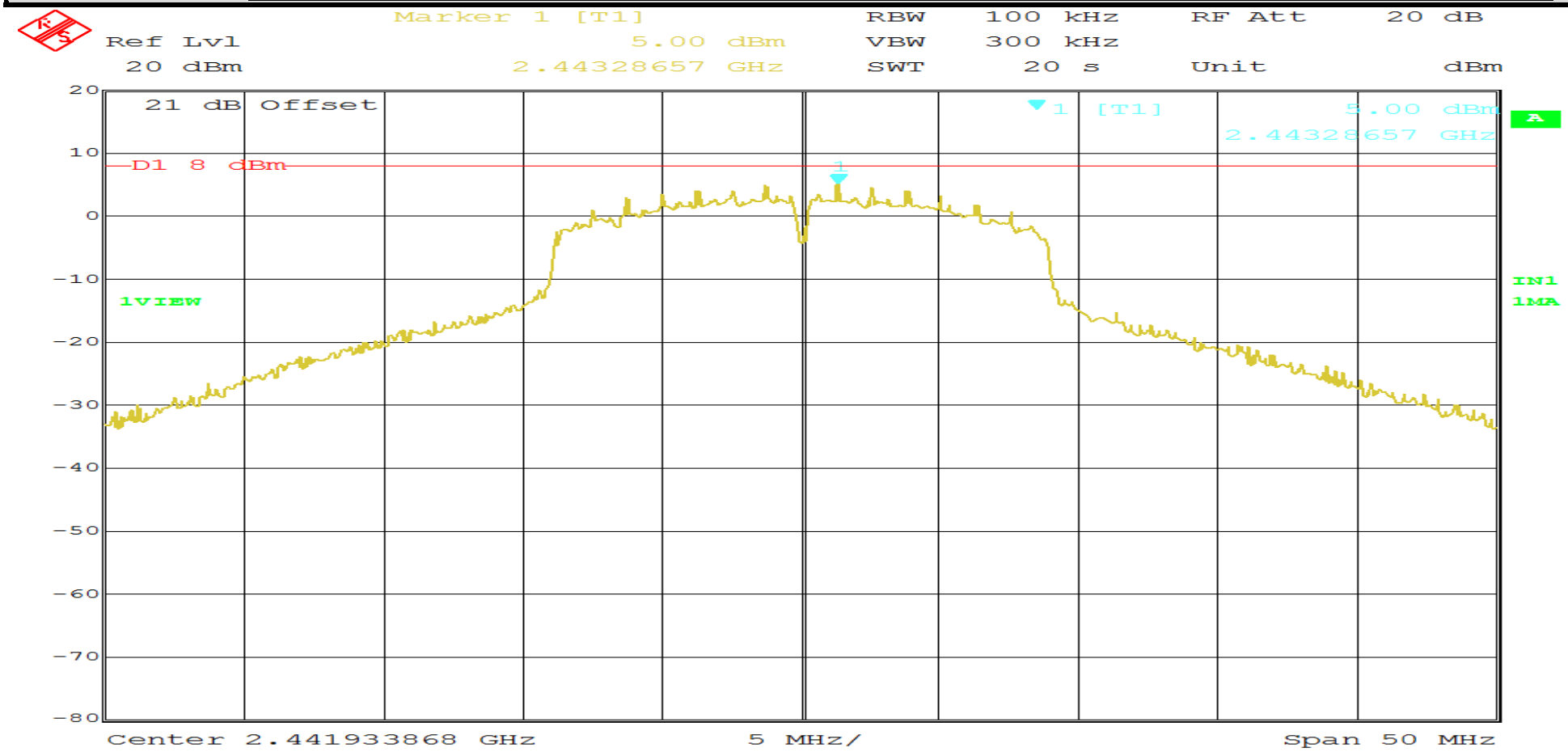

Page 2 of 3

RETLIF TESTING LABORATORIES

Test Method:	Power Spectral Density		
Customer	Kuvee, Inc.	**Job No.**	R-6097N-2
Test Sample	Kuvee Smart Bottle		
Model Number	SBK-07	**Serial No.**	KV16050003
Operating Mode	Transmitting 20 MHz WiFi signal at 2.462 GHz		
Test Specification	FCC Part 15, Subpart C Paragraph: 15.247 (e)		
Technician	M. Seamans	**Date**	May 9th, 2016
Climatic Conditions	Temp: 18.3 °C Relative Humidity: 30.6 %		
Notes	Power Spectral Density: 4.34 dBm Limit: 8 dBm		

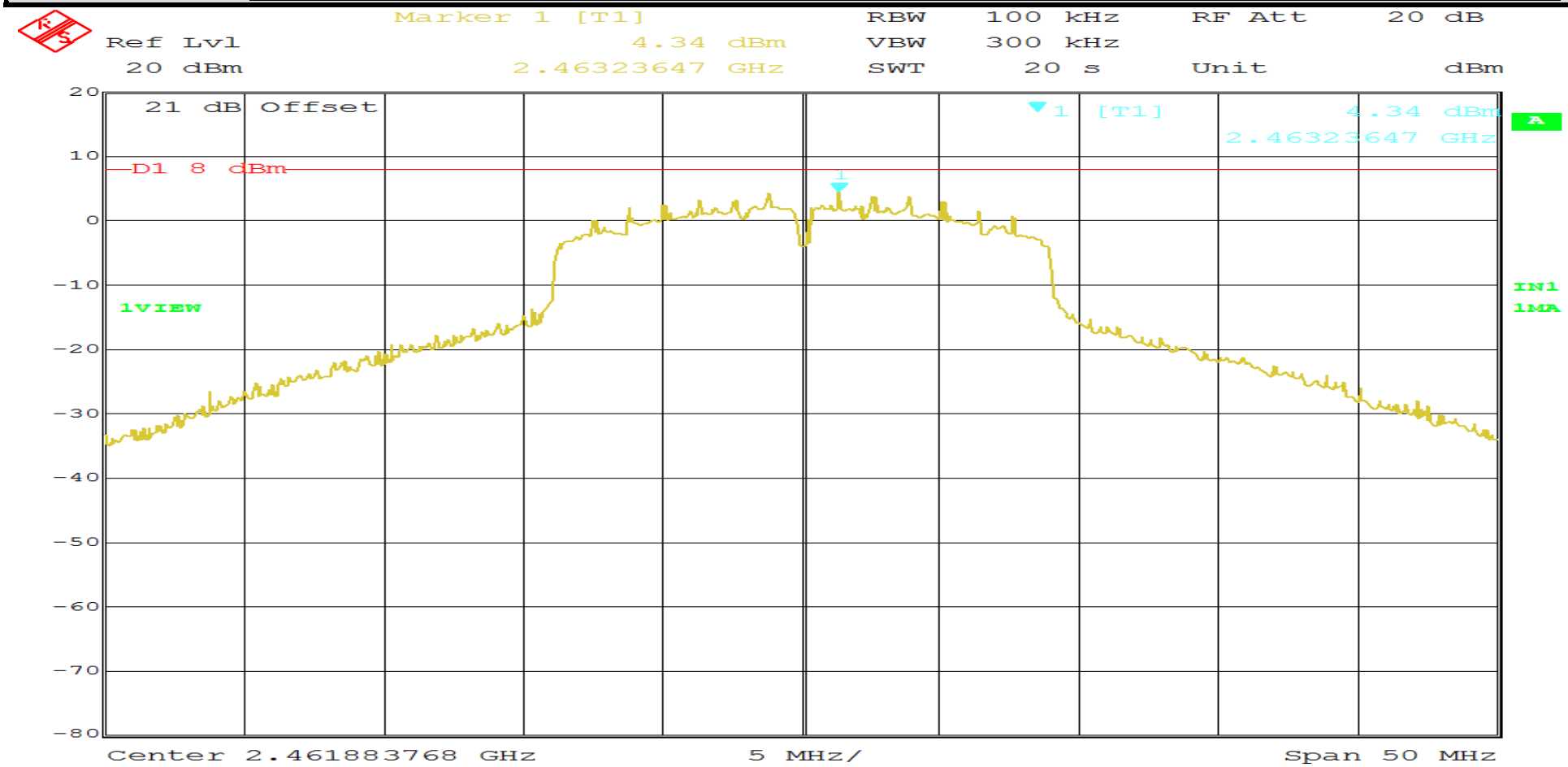

Page 3 of 3

Power Spectral Density
40 MHz Wifi Test Data

RETLIF TESTING LABORATORIES

Test Method:	Power Spectral Density		
Customer	Kuvee, Inc.	**Job No.**	R-6097N-2
Test Sample	Kuvee Smart Bottle		
Model Number	SBK-07	**Serial No.**	KV16050003
Operating Mode	Transmitting 40 MHz WiFi signal at 2.422 GHz		
Test Specification	FCC Part 15, Subpart C Paragraph: 15.247 (e)		
Technician	M. Seamans	**Date**	May 9th, 2016
Climatic Conditions	Temp: 18.3 °C Relative Humidity: 30.6 %		
Notes	Power Spectral Density: 1.96 dBm Limit: 8 dBm		

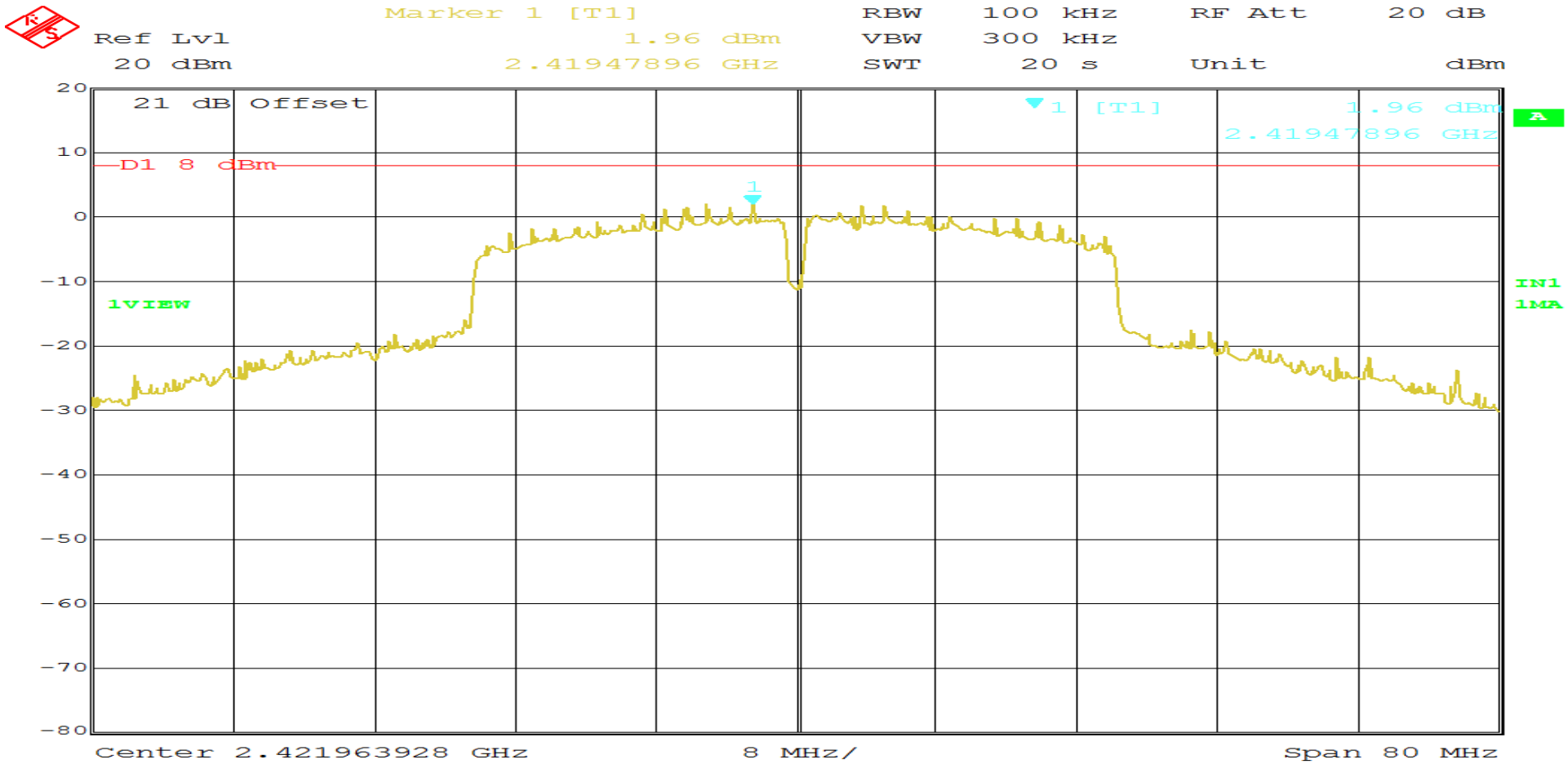

RETLIF TESTING LABORATORIES

Test Method:	Power Spectral Density		
Customer	Kuvee, Inc.	**Job No.**	R-6097N-2
Test Sample	Kuvee Smart Bottle		
Model Number	SBK-07	**Serial No.**	KV16050003
Operating Mode	Transmitting 40 MHz WiFi signal at 2.432 GHz		
Test Specification	FCC Part 15, Subpart C Paragraph: 15.247 (e)		
Technician	M. Seamans	**Date**	May 9th, 2016
Climatic Conditions	Temp: 18.3 °C Relative Humidity: 30.6 %		
Notes	Power Spectral Density: 1.82 dBm Limit: 8 dBm		

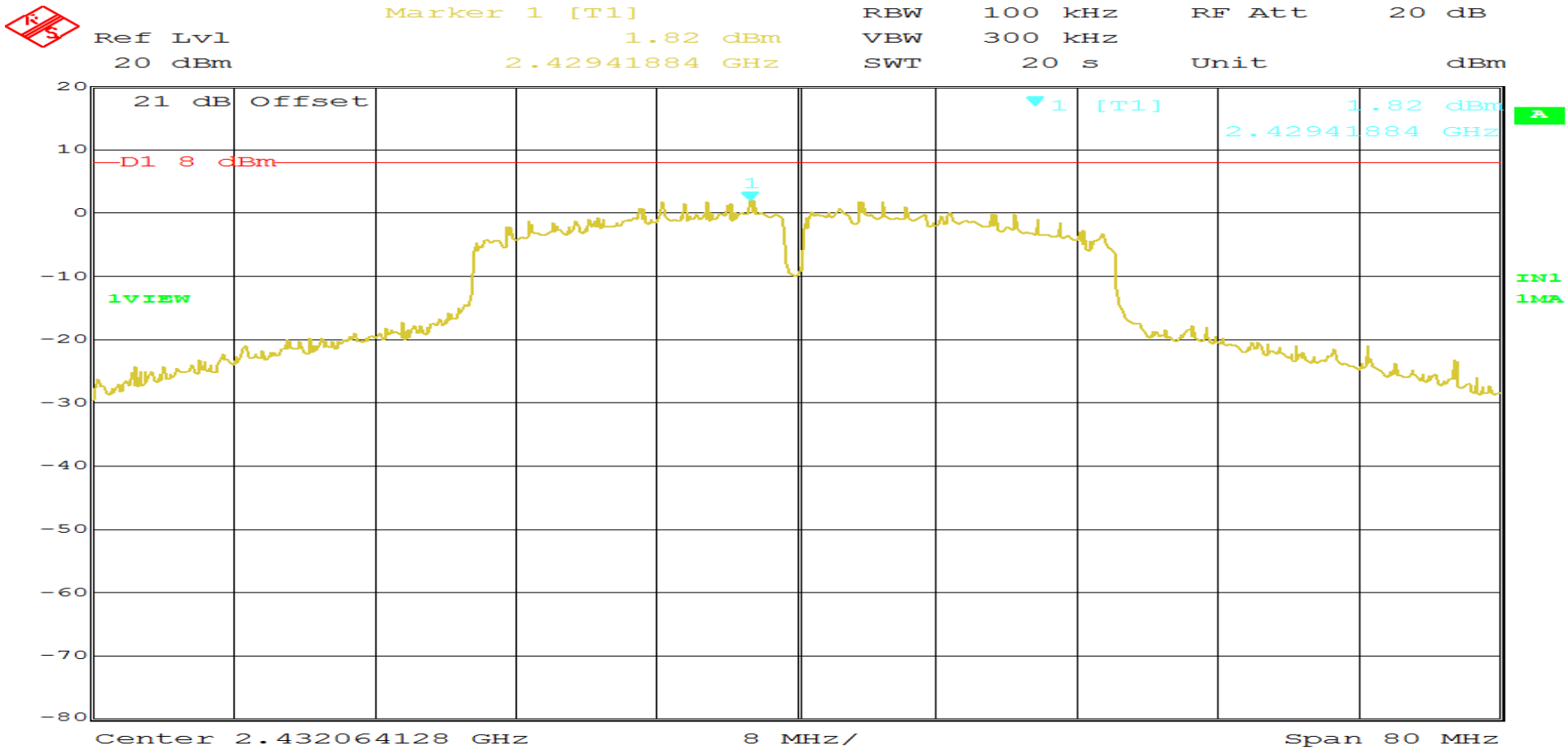

Page 2 of 3

RETLIF TESTING LABORATORIES

Test Method:	Power Spectral Density		
Customer	Kuvee, Inc.	**Job No.**	R-6097N-2
Test Sample	Kuvee Smart Bottle		
Model Number	SBK-07	**Serial No.**	KV16050003
Operating Mode	Transmitting 40 MHz WiFi signal at 2.452 GHz		
Test Specification	FCC Part 15, Subpart C Paragraph: 15.247 (e)		
Technician	M. Seamans	**Date**	May 9th, 2016
Climatic Conditions	Temp: 18.3 °C Relative Humidity: 30.6 %		
Notes	Power Spectral Density: 1.60 dBm Limit: 8 dBm		

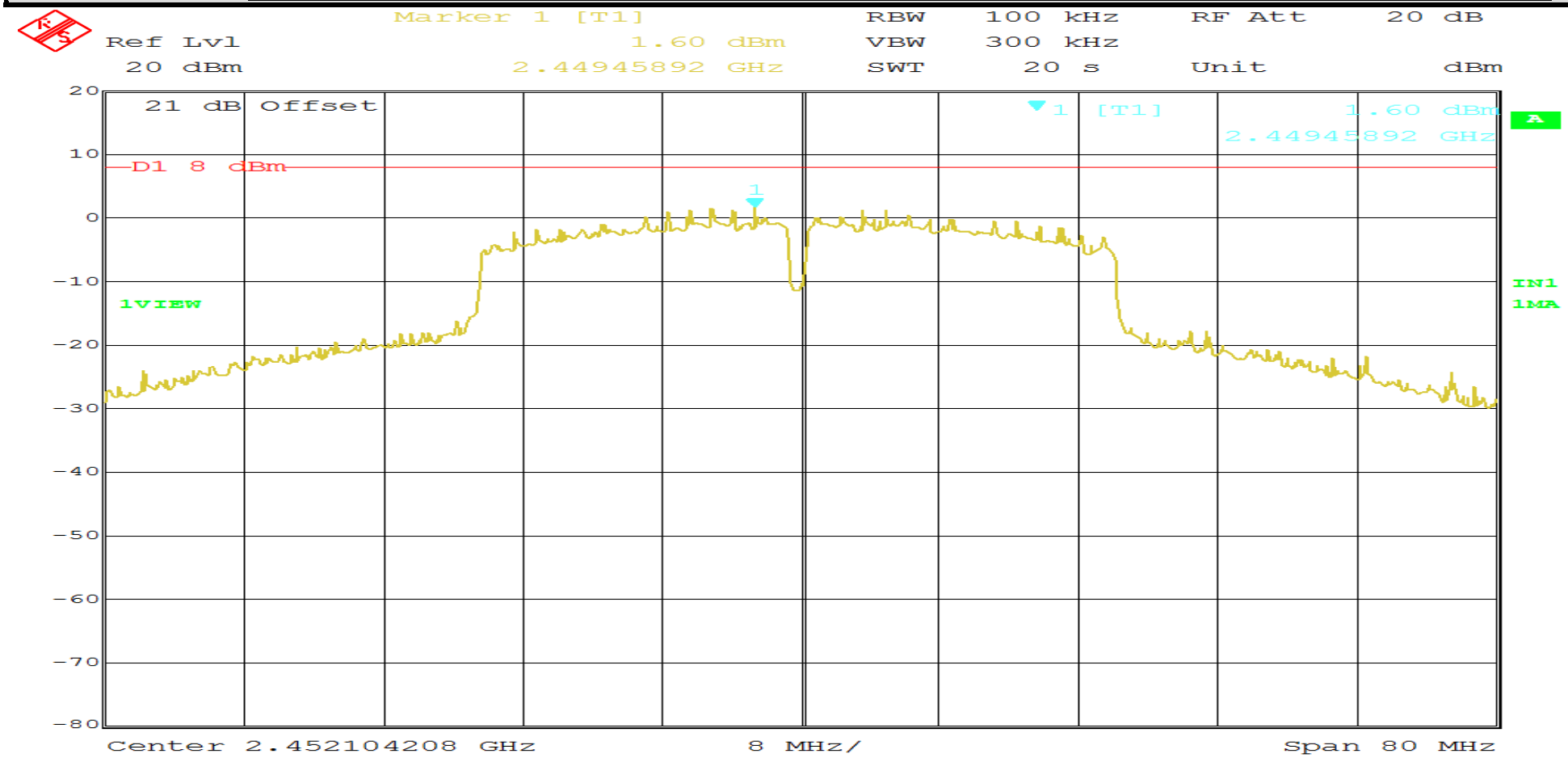

Page 3 of 3