Test Report

Applicant:	Darmuoba, S.A. de C.V
Address of Applicant:	Mar Negro 1, Col. Tacuba, CDMX. C.P 11410 Miguel Hidalgo, Distrito Federal, Mexico
Manufacturer/Factory:	Z-TECH COMMUNICATION(SZ)CO;LTD
Address of Manufacturer/Factory:	7L BLK D BAO'AN ZHIGU YIN'TIAN ROAD NO.4 XI'XIANG, BAO'AN DISTRICT SZ CHINA
Equipment Under Test (EUT)	
Product Name:	MOBIE PHONE
Model No.:	SD70
Trade mark:	UNEONE
FCC ID:	2AIFYSD70
Applicable standards:	FCC CFR Title 47 Part 2 FCC CFR Title 47 Part 22 FCC CFR Title 47 Part 24 FCC CFR Title 47 Part 27
Date of sample receipt:	May 20, 2019
Date of Test:	May 21-June 28, 2019
Date of report issued:	June 28, 2019
Test Result :	PASS *

* In the configuration tested, the EUT complied with the standards specified above.

Authorized Signature:

Robinson Lo
Laboratory Manager

This results shown in this test report refer only to the sample(s) tested, this test report cannot be reproduced, except in full, without prior written permission of the company. The report would be invalid without specific stamp of test institute and the signatures of compiler and approver.

2 Version

Version No.	Date	Description
00	*June 28, 2019*	*Original*

Prepared By: ***Date:*** *June 28, 2019*

Project Engineer

Check By: ***Date:*** *June 28, 2019*

Reviewer

3 Contents

Page

1 COVER PAGE 1

2 VERSION 2

3 CONTENTS 3

4 TEST SUMMARY 4

5 GENERAL INFORMATION 5

5.1 GENERAL DESCRIPTION OF EUT 5
5.2 RELATED SUBMITTAL(S) / GRANT (S) 8
5.3 TEST METHODOLOGY 8
5.4 TEST FACILITY 8
5.5 TEST LOCATION 8

6 TEST INSTRUMENTS LIST 9

7 SYSTEM TEST CONFIGURATION 11

7.1 TEST MODE 11
7.2 CONFIGURATION OF TESTED SYSTEM 11
7.3 CONDUCTED OUTPUT POWER 12
7.4 PEAK-TO-AVERAGE RATIO 33
7.5 OCCUPY BANDWIDTH 35
7.6 MODULATION CHARACTERISTIC 60
7.7 OUT OF BAND EMISSION AT ANTENNA TERMINALS 60
7.8 FIELD STRENGTH OF SPURIOUS RADIATION MEASUREMENT 129
7.9 FREQUENCY STABILITY V.S. TEMPERATURE MEASUREMENT 134
7.10 FREQUENCY STABILITY V.S. VOLTAGE MEASUREMENT 139

8 TEST SETUP PHOTO 142

9 EUT CONSTRUCTIONAL DETAILS 142

4 Test Summary

Test Item	Section in CFR 47	Result
RF Exposure (SAR)	Part 1.1307 Part 2.1093	Pass* (Please refer to SAR Report)
RF Output Power	Part 2.1046 Part 22.913 (a) Part 24.232 (c) Part 27.50(c)(10)/(d)(4)	Pass
Peak-to-Average Ratio	FCC part24.232(d) FCC Part 27.50(a)	Pass
Modulation Characteristics	Part 2.1047	N/A
99% & -26 dB Occupied Bandwidth	Part 2.1049 Part 24.238 Part 27.53(h)/(g)	Pass
Spurious Emissions at Antenna Terminal	Part 2.1051 Part 24.238 (a) Part 27.53(h)/(g)	Pass
Field Strength of Spurious Radiation	Part 2.1053 Part 24.238 (a) Part 27.53(h)/(g)	Pass
Out of band emission, Band Edge	Part 24.238 (a) Part 27.53(h)/(g)	Pass
Frequency stability vs. temperature	Part 2.1055(a)(1)(b)	Pass
Frequency stability vs. voltage	Part 2.1055(d)(1)(2)	Pass

Remarks:

1. *Pass: The EUT complies with the essential requirements in the standard.*
2. *N/A: Not applicable.*

5 General Information

5.1 General Description of EUT

Product Name:	MOBIE PHONE
Model No.:	SD70
Serial No.:	3352968090000839
Hardware Version:	SD70_V1.1
Software Version:	SD70_002R
Tested Sample(s) ID:	GTS201905000145-1
Support Networks:	LTE
Support Bands:	LTE Band 4, LTE Band 5, LTE Band 7, LTE Band 66
Channel Bandwidth:	LTE Band 4: 1.4MHz; 3MHz; 5MHz; 10MHz; 15MHz; 20MHz LTE Band 5: 1.4MHz; 3MHz; 5MHz; 10MHz LTE Band 7: 5MHz; 10MHz; 15MHz; 20MHz LTE Band 66: 1.4MHz; 3MHz; 5MHz; 10MHz; 15MHz; 20MHz
TX Frequency:	LTE Band 4: 1710.70MHz-1754.30MHz LTE Band 5: 824.7MHz-848.3MHz LTE Band 7: 2502.50MHz-2567.50MHz LTE Band 66: 1710.7MHz-1779.3MHz
Modulation type:	LTE Band 4/5/7/66: QPSK, 16QAM
Antenna type:	PIFA antenna
Antenna gain:	Band 4/66: 1.2dBi(Max) Band 5: 1.3dBi(Max) Band 7: 1.1dBi(Max)
Power supply:	Adaptor Model:SD70-A Input: AC 100-240V, 50-60Hz, 200mA Output: DC 5V, 1A Or Battery: DC 3.8V, 2300mAh, 8.74W

Test Frequency

Test Mode	Channel Bandwidth	RF Channel		
		Lowest channel	**Middle channel**	**Highest channel**
LTE Band 4	1.4M	Channel 19957	Channel 20175	Channel 20393
		1710.7 MHz	1732.5 MHz	1754.3 MHz
	3M	Channel 19965	Channel 20175	Channel 20385
		1711.5 MHz	1732.5 MHz	1753.5 MHz
	5M	Channel 19975	Channel 20175	Channel 20375
		1712.5 MHz	1732.5 MHz	1752.5 MHz
	10M	Channel 20000	Channel 20175	Channel 20350
		1715 MHz	1732.5 MHz	1750 MHz
	15M	Channel 20025	Channel 20175	Channel 20325
		1717.5 MHz	1732.5 MHz	1747.5 MHz
	20M	Channel 20050	Channel 20175	Channel 20300
		1720 MHz	1732.5 MHz	1745 MHz

Test Mode	Channel Bandwidth	RF Channel		
		Lowest channel	**Middle channel**	**Highest channel**
LTE Band 5	1.4M	Channel 20407	Channel 20525	Channel 20643
		824.7 MHz	836.5 MHz	848.3 MHz
	3M	Channel 20415	Channel 20525	Channel 20635
		825.5 MHz	836.5 MHz	847.5 MHz
	5M	Channel 20425	Channel 20525	Channel 20625
		826.5 MHz	836.5 MHz	846.5 MHz
	10M	Channel 20450	Channel 20525	Channel 20600
		829 MHz	836.5 MHz	844 MHz

Test Mode	Channel Bandwidth	RF Channel		
		Lowest channel	**Middle channel**	**Highest channel**
LTE Band 7	5M	Channel 20775	Channel 21100	Channel 21425
		2502.5 MHz	2535 MHz	2567.5 MHz
	10M	Channel 20800	Channel 21100	Channel 21400
		2505 MHz	2535 MHz	2565 MHz
	15M	Channel 20825	Channel 21100	Channel 21375
		2507.5 MHz	2535 MHz	2562.5 MHz
	20M	Channel 20850	Channel 21100	Channel 21350
		2510 MHz	2535 MHz	2560 MHz

Test Mode	Channel Bandwidth	RF Channel		
		Lowest channel	**Middle channel**	**Highest channel**
LTE Band 66	1.4M	Channel 131979	Channel 132322	Channel 132665
		1710.7MHz	1745.0 MHz	1779.3 MHz
	3M	Channel 131987	Channel 132322	Channel 132657
		1711.5 MHz	1745.0 MHz	1778.5 MHz
	5M	Channel 131997	Channel 132322	Channel 132647
		1752.5 MHz	1745.0 MHz	1777.5 MHz
	10M	Channel 132022	Channel 132322	Channel 132622
		1715.0 MHz	1745.0 MHz	1775.0 MHz
	15M	Channel 132047	Channel 132322	Channel 132597
		1717.5 MHz	1745.0 MHz	1772.5 MHz
	20M	Channel 132072	Channel 132322	Channel 132572
		1720.0 MHz	1745.0 MHz	1770.0 MHz

5.2 Related Submittal(s) / Grant (s)

This submittal(s) (test report) is filing to comply with Section Part 22/24/27 of the FCC CFR 47 Rules.

5.3 Test Methodology

Both conducted and radiated testing were performed according to the procedures document on ANSI C63.26:2015 and FCC CFR 47.1046, 2.1047, 2.1049, 2.1051, 2.1053, 2.1055 and 2.1057

5.4 Test Facility

The test facility is recognized, certified, or accredited by the following organizations: ● **FCC —Registration No.: 381383** Global United Technology Services Co., Ltd., Shenzhen EMC Laboratory has been registered and fully described in a report filed with the (FCC) Federal Communications Commission. The acceptance letter from the FCC is maintained in files. Registration 381383. ● **NVLAP (LAB CODE:600179-0)** Global United Technology Services Co., Ltd., is accredited by the National Voluntary Laboratory Accreditation Program (NVLAP). LAB CODE:600179-0

5.5 Test Location

All tests were performed at:
Global United Technology Services Co., Ltd. Address: No. 301-309, 3/F., Jinyuan Business Building, No.2, Laodong Industrial Zone, Xixiang Road, Baoan District, Shenzhen, Guangdong, China 518102 Tel: 0755-27798480 Fax: 0755-27798960

6 Test Instruments list

Radiated Emission:						
Item	**Test Equipment**	**Manufacturer**	**Model No.**	**Inventory No.**	**Cal.Date (mm-dd-yy)**	**Cal.Due date (mm-dd-yy)**
1	3m Semi- Anechoic Chamber	ZhongYu Electron	9.2(L)*6.2(W)* 6.4(H)	GTS250	July. 03 2015	July. 02 2020
2	Control Room	ZhongYu Electron	6.2(L)*2.5(W)* 2.4(H)	GTS251	N/A	N/A
3	EMI Test Receiver	Rohde & Schwarz	ESU26	GTS203	June. 26 2019	June. 25 2020
4	BiConiLog Antenna	SCHWARZBECK MESS-ELEKTRONIK	VULB9163	GTS214	June. 26 2019	June. 25 2020
5	Double -ridged waveguide horn	SCHWARZBECK MESS-ELEKTRONIK	BBHA 9120 D	GTS208	June. 26 2019	June. 25 2020
6	Horn Antenna	ETS-LINDGREN	3160	GTS217	June. 26 2019	June. 25 2020
7	EMI Test Software	AUDIX	E3	N/A	N/A	N/A
8	Coaxial Cable	GTS	N/A	GTS213	June. 26 2019	June. 25 2020
9	Coaxial Cable	GTS	N/A	GTS211	June. 26 2019	June. 25 2020
10	Coaxial cable	GTS	N/A	GTS210	June. 26 2019	June. 25 2020
11	Coaxial Cable	GTS	N/A	GTS212	June. 26 2019	June. 25 2020
12	Amplifier(100kHz-3GHz)	HP	8347A	GTS204	June. 26 2019	June. 25 2020
13	Amplifier(2GHz-20GHz)	HP	84722A	GTS206	June. 26 2019	June. 25 2020
14	Amplifier (18-26GHz)	Rohde & Schwarz	AFS33-18002 650-30-8P-44	GTS218	June. 26 2019	June. 25 2020
15	Band filter	Amindeon	82346	GTS219	June. 26 2019	June. 25 2020
16	Power Meter	Anritsu	ML2495A	GTS540	June. 26 2019	June. 25 2020
17	Power Sensor	Anritsu	MA2411B	GTS541	June. 26 2019	June. 25 2020
18	Wideband Radio Communication Tester	Rohde & Schwarz	CMW500	GTS575	June. 26 2019	June. 25 2020
19	Splitter	Agilent	11636B	GTS237	June. 26 2019	June. 25 2020
20	Loop Antenna	ZHINAN	ZN30900A	GTS534	June. 26 2019	June. 25 2020
21	Breitband hornantenne	SCHWARZBECK	BBHA 9170	GTS579	Oct. 20 2018	Oct. 19 2019
22	Amplifier	TDK	PA-02-02	GTS574	Oct. 20 2018	Oct. 19 2019
23	Amplifier	TDK	PA-02-03	GTS576	Oct. 20 2018	Oct. 19 2019
24	PSA Series Spectrum Analyzer	Rohde & Schwarz	FSP	GTS578	June. 26 2019	June. 25 2020

RF Conducted Test:						
Item	**Test Equipment**	**Manufacturer**	**Model No.**	**Serial No.**	**Cal.Date (mm-dd-yy)**	**Cal.Due date (mm-dd-yy)**
1	MXA Signal Analyzer	Agilent	N9020A	GTS566	June. 26 2019	June. 25 2020
2	EMI Test Receiver	R&S	ESCI 7	GTS552	June. 26 2019	June. 25 2020
3	Spectrum Analyzer	Agilent	E4440A	GTS533	June. 26 2019	June. 25 2020
4	MXG vector Signal Generator	Agilent	N5182A	GTS567	June. 26 2019	June. 25 2020
5	ESG Analog Signal Generator	Agilent	E4428C	GTS568	June. 26 2019	June. 25 2020
6	USB RF Power Sensor	DARE	RPR3006W	GTS569	June. 26 2019	June. 25 2020
7	RF Switch Box	Shongyi	RFSW3003328	GTS571	June. 26 2019	June. 25 2020
8	Programmable Constant Temp & Humi Test Chamber	WEWON	WHTH-150L-40-880	GTS572	June. 26 2019	June. 25 2020

General used equipment:						
Item	**Test Equipment**	**Manufacturer**	**Model No.**	**Inventory No.**	**Cal.Date (mm-dd-yy)**	**Cal.Due date (mm-dd-yy)**
1	Humidity/ Temperature Indicator	KTJ	TA328	GTS243	June. 26 2019	June. 25 2020
2	Barometer	ChangChun	DYM3	GTS255	June. 26 2019	June. 25 2020

7 System test configuration

7.1 Test mode

During all testing, EUT is in link mode with base station emulator at maximum power level. The spurious emission measurements were carried out in semi-anechoic chamber with 3-meter test range, and EUT is rotated on three test planes to find out the worst emission.

Test modes		
Band	Radiated	Conducted
LTE Band 4	■ QPSK and 16QAM link	■ QPSK and 16QAM link
LTE Band 5	■ QPSK and 16QAM link	■ QPSK and 16QAM link
LTE Band 7	■ QPSK and 16QAM link	■ QPSK and 16QAM link
LTE Band 66	■ QPSK and 16QAM link	■ QPSK and 16QAM link

7.2 Configuration of Tested System

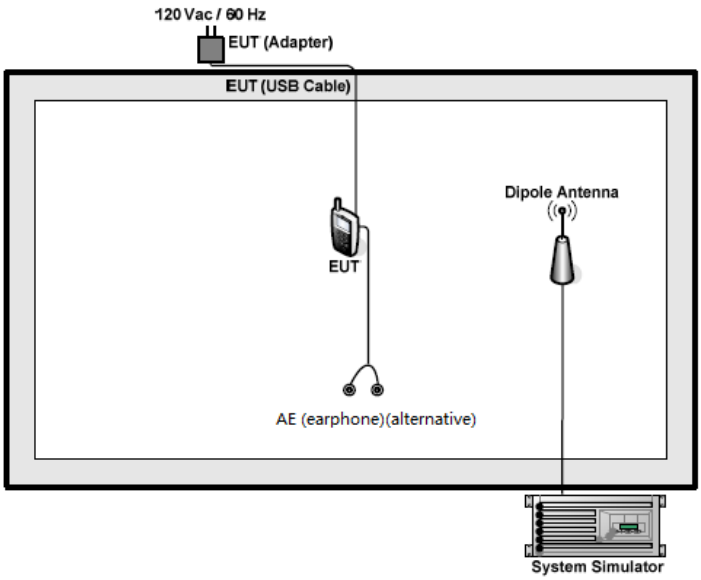

7.3 Conducted Output Power

Test Requirement:	FCC part 22.913(a), Part 24.232 (c); Part 27.50(c)(10)/(d)(4)
Test Method:	FCC part2.1046
Limit:	LTE Band 4: 1W LTE Band 5: 7W LTE Band 7: 2W LTE Band 66: 1W
Test setup:	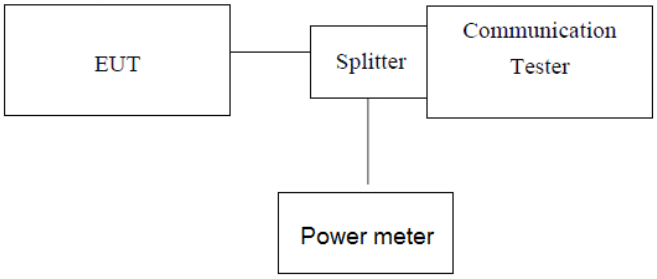 *Note: Measurement setup for testing on Antenna connector*
Test Instruments:	Refer to section 6.0 for details
Test mode:	Refer to section 6.1 for details
Test results:	Pass

Measurement Data

Band 4						
Bandwidth	Mode	RB Size	RB Offset	Actual output power(dBm)		
				Channel 19957 1710.7MHz	Channel 20175 1732.5MHz	Channel 20393 1754.3MHz
1.4MHz	QPSK	1	0	22.18	22.77	22.97
		1	2	22.68	22.36	22.88
		1	5	22.46	22.19	22.09
		3	0	22.27	22.31	22.04
		3	1	22.50	22.27	22.15
		3	2	22.87	22.07	22.35
		6	0	22.45	22.58	22.96
	16QAM	1	0	22.67	22.26	22.08
		1	2	22.69	22.98	22.79
		1	5	22.44	22.11	22.98
		3	0	22.54	22.57	22.90
		3	1	22.30	22.12	22.24
		3	2	22.05	22.41	22.99
		6	0	22.89	22.19	22.73
Bandwidth	Mode	RB Size	RB Offset	Actual output power(dBm)		
				Channel 19965 1711.5MHz	Channel 20175 1732.5MHz	Channel 20385 753.5MHz
3MHz	QPSK	1	0	22.64	22.88	22.22
		1	8	22.71	22.86	22.14
		1	14	22.77	22.39	22.90
		8	0	22.77	22.81	22.84
		8	4	22.76	22.81	22.58
		8	7	22.29	22.45	22.42
		15	0	22.35	22.72	22.65
	16QAM	1	0	22.36	22.05	22.64
		1	8	22.36	22.99	22.38
		1	15	22.53	22.22	22.43
		8	0	22.43	22.22	22.36
		8	4	22.83	22.71	22.83
		8	7	22.57	22.14	22.47
		15	0	22.42	22.88	22.81

Bandwidth	Mode	RB Size	RB Offset	Actual output power(dBm)		
				Channel 19975 1712.5MHz	Channel 20175 1732.5MHz	Channel 20375 1752.5MHz
5MHz	QPSK	1	0	22.32	22.57	22.85
		1	13	22.21	22.90	22.20
		1	24	22.44	22.37	22.96
		12	0	22.08	22.60	22.34
		12	6	22.54	22.63	22.22
		12	13	22.61	22.05	22.14
		25	0	22.30	22.17	22.83
	16QAM	1	0	22.91	22.60	22.56
		1	13	22.66	22.02	22.69
		1	24	22.40	22.35	22.91
		12	0	22.35	22.20	22.97
		12	6	22.06	22.54	22.31
		12	13	22.62	22.20	22.96
		25	0	22.62	22.78	22.53

Bandwidth	Mode	RB Size	RB Offset	Actual output power(dBm)		
				Channel 20000 1715.0MHz	Channel 20175 1732.5MHz	Channel 20350 1750.0MHz
10MHz	QPSK	1	0	22.90	22.39	22.95
		1	25	22.46	22.35	22.56
		1	49	22.07	22.15	22.25
		25	0	22.26	22.44	22.64
		25	13	22.98	22.25	22.03
		25	25	22.85	22.98	22.22
		50	0	22.49	22.41	22.20
	16QAM	1	0	22.84	22.92	22.09
		1	25	22.08	22.83	22.80
		1	49	22.28	22.77	22.66
		25	0	22.24	22.21	22.02
		25	13	22.38	22.95	22.02
		25	25	22.08	22.00	22.26
		50	0	22.86	22.73	22.60

Bandwidth	Mode	RB Size	RB Offset	Actual output power(dBm)		
				Channel 20025 1717.5MHz	Channel 20175 1732.5MHz	Channel 20325 1747.5MHz
15MHz	QPSK	1	0	22.56	22.06	22.33
		1	38	22.14	22.19	22.57
		1	74	22.38	22.55	22.16
		36	0	22.28	22.88	22.52
		36	18	22.56	22.71	22.45
		36	39	22.39	22.58	22.92
		75	0	22.72	22.49	22.73
	16QAM	1	0	22.07	22.02	22.05
		1	38	22.44	22.74	22.27
		1	74	22.70	22.73	22.22
		36	0	22.23	22.62	22.73
		36	18	22.05	22.24	22.85
		36	39	22.31	22.24	22.46
		75	0	22.44	22.88	22.90
Bandwidth	Mode	RB Size	RB Offset	Actual output power(dBm)		
				Channel 20050 1720.0MHz	Channel 20175 1732.5MHz	Channel 20300 1745.0MHz
20MHz	QPSK	1	0	22.85	22.68	22.49
		1	50	22.94	22.69	22.87
		1	99	22.75	22.87	22.73
		50	0	22.93	22.52	22.84
		50	25	22.69	22.91	22.29
		50	50	22.42	22.77	22.14
		100	0	22.94	22.27	22.51
	16QAM	1	0	22.99	22.69	22.14
		1	50	22.24	22.36	22.69
		1	99	22.45	22.74	22.00
		50	0	22.64	22.90	22.31
		50	25	22.84	22.07	22.13
		50	50	22.21	22.76	22.29
		100	0	22.68	22.97	22.95

Band 5						
Bandwidth	Mode	RB Size	RB Offset	Actual output power(dBm)		
				Channel 20407 824.7MHz	Channel 20525 836.5MHz	Channel 20643 848.3MHz
1.4MHz	QPSK	1	0	22.31	22.19	22.66
		1	2	22.59	22.47	22.84
		1	5	22.58	22.45	22.58
		3	0	22.78	22.35	22.08
		3	1	22.66	22.37	22.54
		3	2	22.74	22.13	22.16
		6	0	22.20	22.84	22.71
	16QAM	1	0	22.68	22.51	22.83
		1	2	22.86	22.23	22.34
		1	5	22.33	22.90	22.33
		3	0	22.23	22.65	22.25
		3	1	22.77	22.75	22.49
		3	2	22.00	22.54	22.40
		6	0	22.21	22.04	22.86
Bandwidth	Mode	RB Size	RB Offset	Actual output power(dBm)		
				Channel 20415 825.5MHz	Channel 20525 836.5MHz	Channel 20635 847.5MHz
3MHz	QPSK	1	0	22.13	22.30	22.72
		1	8	22.25	22.19	22.64
		1	14	22.53	22.86	22.42
		8	0	22.93	22.33	22.72
		8	4	22.89	22.09	22.05
		8	7	22.76	22.46	22.75
		15	0	22.71	22.42	22.94
	16QAM	1	0	22.02	22.36	22.99
		1	8	22.49	22.18	22.86
		1	15	22.50	22.77	22.87
		8	0	22.68	22.63	22.08
		8	4	22.08	22.84	22.76
		8	7	22.43	22.90	22.28
		15	0	22.12	22.53	22.32

Bandwidth	Mode	RB Size	RB Offset	Actual output power(dBm)		
				Channel 20425 826.5MHz	Channel 20525 836.5MHz	Channel 20625 846.5MHz
5MHz	QPSK	1	0	22.62	22.78	22.21
		1	13	22.46	22.25	22.94
		1	24	22.50	22.69	22.41
		12	0	22.11	22.75	22.46
		12	6	22.25	22.15	22.64
		12	13	22.84	22.25	22.38
		25	0	22.08	22.92	22.37
	16QAM	1	0	22.65	22.76	22.62
		1	13	22.33	22.06	22.41
		1	24	22.06	22.84	22.10
		12	0	22.70	22.30	22.01
		12	6	22.95	22.84	22.26
		12	13	22.11	22.03	22.06
		25	0	22.29	22.78	22.75
Bandwidth	Mode	RB Size	RB Offset	Actual output power(dBm)		
				Channel 20450 829MHz	Channel 20525 836.5MHz	Channel 20600 844MHz
10MHz	QPSK	1	0	22.24	22.95	22.43
		1	25	22.01	22.01	22.52
		1	49	22.75	22.71	22.93
		25	0	22.11	22.46	22.26
		25	13	22.77	22.16	22.66
		25	25	22.41	22.30	22.82
		50	0	22.11	22.19	22.32
	16QAM	1	0	22.57	22.72	22.09
		1	25	22.54	22.53	22.56
		1	49	22.60	22.70	22.16
		25	0	22.54	22.69	22.62
		25	13	22.98	22.64	22.87
		25	25	22.44	22.07	22.24
		50	0	22.87	22.06	22.60

Band 7						
Bandwidth	Mode	RB Size	RB Offset	Actual output power(dBm)		
				Channel 20775 2502.5MHz	Channel 21100 2535MHz	Channel 21425 2567.5MHz
5MHz	QPSK	1	0	21.74	21.62	22.65
		1	13	22.35	22.01	21.90
		1	24	21.66	21.25	21.53
		12	0	21.75	22.36	21.78
		12	6	21.44	21.24	21.45
		12	13	21.58	22.15	21.26
		25	0	21.71	21.91	21.30
	16QAM	1	0	21.97	22.02	21.80
		1	13	22.31	22.43	21.02
		1	24	22.26	22.14	21.00
		12	0	21.36	22.65	22.65
		12	6	22.22	22.09	21.61
		12	13	21.44	22.51	21.97
		25	0	22.82	21.62	22.85
Bandwidth	Mode	RB Size	RB Offset	Actual output power(dBm)		
				Channel 20800 2505.0MHz	Channel 21100 2535MHz	Channel 21400 2565.0MHz
10MHz	QPSK	1	0	22.63	21.84	21.18
		1	25	21.28	22.90	22.91
		1	49	21.04	21.36	22.47
		25	0	22.40	22.54	21.19
		25	13	22.37	22.59	21.09
		25	25	22.06	21.20	22.80
		50	0	22.79	22.37	22.64
	16QAM	1	0	22.39	22.09	22.54
		1	25	22.54	21.46	21.29
		1	49	22.49	21.40	22.15
		25	0	22.80	21.46	22.69
		25	13	22.25	22.50	22.80
		25	25	21.41	22.25	21.02
		50	0	22.56	22.51	22.83

Bandwidth	Mode	RB Size	RB Offset	Actual output power(dBm)		
				Channel 20825 2507.5MHz	Channel 21100 2535MHz	Channel 21375 2562.5MHz
15MHz	QPSK	1	0	22.02	22.63	21.59
		1	38	21.62	22.88	21.61
		1	74	21.01	21.40	22.06
		36	0	22.82	21.59	22.82
		36	18	22.62	21.05	21.67
		36	39	22.60	22.43	21.24
		75	0	21.49	22.01	22.16
	16QAM	1	0	22.64	22.61	21.73
		1	38	22.00	23.00	22.94
		1	74	22.17	22.33	21.86
		36	0	21.61	21.75	21.23
		36	18	21.70	22.15	21.02
		36	39	21.31	22.46	22.68
		75	0	22.72	21.63	21.02
Bandwidth	Mode	RB Size	RB Offset	Actual output power(dBm)		
				Channel 20850 2510.0MHz	Channel 21100 2535MHz	Channel 21350 2560.0MHz
20MHz	QPSK	1	0	22.22	21.15	21.03
		1	50	22.90	22.63	21.80
		1	99	21.65	21.58	21.74
		50	0	21.75	22.01	22.10
		50	25	21.15	21.50	22.74
		50	50	22.67	21.20	21.14
		100	0	22.57	22.01	21.14
	16QAM	1	0	21.70	22.13	22.55
		1	50	22.14	21.67	21.52
		1	99	21.65	22.29	22.11
		50	0	22.43	22.78	22.29
		50	25	22.04	22.52	22.71
		50	50	22.15	21.73	22.98
		100	0	21.77	21.21	22.68

Band 66						
Bandwidth	Mode	RB Size	RB Offset	Actual output power(dBm)		
				Channel 131979 1710.7MHz	Channel 132322 1745.0MHz	Channel 132665 1779.3MHz
1.4MHz	QPSK	1	0	22.88	22.88	22.02
		1	2	23.79	23.61	22.79
		1	5	22.97	23.91	23.49
		3	0	23.69	22.48	23.83
		3	1	22.94	22.36	22.28
		3	2	23.99	22.55	22.15
		6	0	23.81	23.28	22.18
	16QAM	1	0	23.80	23.15	22.64
		1	2	22.90	22.37	22.10
		1	5	22.77	22.63	22.16
		3	0	22.04	22.78	22.42
		3	1	22.54	22.85	22.68
		3	2	22.48	22.66	22.57
		6	0	23.98	23.14	22.01
Bandwidth	Mode	RB Size	RB Offset	Actual output po2wer(dBm)		
				Channel 131987 1711.5MHz	Channel 132322 1745.0MHz	Channel 132657 1778.5MHz
3MHz	QPSK	1	0	23.67	23.76	22.66
		1	8	22.58	22.19	23.40
		1	14	23.08	23.17	22.35
		8	0	22.02	22.18	22.42
		8	4	23.92	23.24	23.78
		8	7	23.72	22.05	22.99
		15	0	23.44	22.93	23.89
	16QAM	1	0	23.13	22.78	23.68
		1	8	23.62	22.58	22.82
		1	15	22.58	22.35	23.69
		8	0	23.25	23.48	23.05
		8	4	22.14	22.36	23.10
		8	7	23.42	23.46	22.26
		15	0	23.09	22.83	22.69

Bandwidth	Mode	RB Size	RB Offset	Actual output power(dBm)		
				Channel 131997 1712.5MHz	Channel 132322 1745.0MHz	Channel 132647 1777.5MHz
5MHz	QPSK	1	0	22.72	22.95	22.77
		1	13	22.88	22.79	23.62
		1	24	22.73	22.22	22.14
		12	0	22.57	23.62	22.69
		12	6	23.09	22.91	22.60
		12	13	23.86	23.80	22.16
		25	0	23.25	23.54	23.83
	16QAM	1	0	22.22	22.14	23.45
		1	13	23.76	23.94	22.86
		1	24	22.02	23.37	22.60
		12	0	23.13	22.33	22.90
		12	6	22.31	23.88	23.67
		12	13	22.11	23.33	23.72
		25	0	22.83	23.15	23.72
Bandwidth	Mode	RB Size	RB Offset	Actual output power(dBm)		
				Channel 132022 1715.0MHz	Channel 132322 1745.0MHz	Channel 132622 1775.0MHz
10MHz	QPSK	1	0	23.31	23.74	23.19
		1	25	23.44	22.04	22.31
		1	49	23.82	23.16	23.83
		25	0	22.15	23.17	23.74
		25	13	22.13	22.71	23.68
		25	25	23.74	23.73	23.20
		50	0	22.89	23.40	22.17
	16QAM	1	0	23.41	22.04	22.52
		1	25	23.65	22.76	23.71
		1	49	22.12	23.48	23.91
		25	0	23.81	23.43	22.74
		25	13	23.07	22.47	22.45
		25	25	23.79	22.39	23.79
		50	0	22.88	23.86	23.11

Bandwidth	Mode	RB Size	RB Offset	Actual output power(dBm)		
				Channel 132047 1717.5MHz	Channel 132322 1745.0MHz	Channel 132597 1772.5MHz
15MHz	QPSK	1	0	22.77	22.65	22.96
		1	38	22.44	23.45	22.10
		1	74	23.17	23.22	22.33
		36	0	23.38	22.39	23.06
		36	18	22.74	23.17	22.74
		36	39	23.32	22.10	23.48
		75	0	23.59	23.18	23.67
	16QAM	1	0	22.63	22.49	22.54
		1	38	23.21	23.72	23.24
		1	74	23.70	23.63	23.76
		36	0	22.61	22.01	22.09
		36	18	22.60	22.42	22.45
		36	39	22.44	22.15	22.84
		75	0	23.09	23.81	23.18
Bandwidth	Mode	RB Size	RB Offset	Actual output power(dBm)		
				Channel 132072 1720.0MHz	Channel 132322 1745.0MHz	Channel 132572 1770.0MHz
20MHz	QPSK	1	0	23.69	22.66	23.89
		1	50	23.77	22.88	23.15
		1	99	23.08	22.45	23.79
		50	0	23.48	22.44	22.06
		50	25	23.90	23.32	22.52
		50	50	22.07	22.53	22.83
		100	0	23.32	22.18	22.30
	16QAM	1	0	22.84	22.58	23.97
		1	50	22.93	22.13	22.88
		1	99	23.53	23.35	23.75
		50	0	22.96	23.79	22.14
		50	25	22.53	23.47	22.65
		50	50	23.82	22.36	23.91
		100	0	23.40	22.41	23.85

ERP/EIRP:

Band 4						
Bandwidth	Mode	RB Size	RB Offset	Actual output power(dBm)		
				Channel 19957 1710.7MHz	Channel 20175 1732.5MHz	Channel 20393 1754.3MHz
1.4MHz	QPSK	1	0	23.38	23.97	24.17
		1	2	23.88	23.56	24.08
		1	5	23.66	23.39	23.29
		3	0	23.47	23.51	23.24
		3	1	23.7	23.47	23.35
		3	2	24.07	23.27	23.55
		6	0	23.65	23.78	24.16
	16QAM	1	0	23.87	23.46	23.28
		1	2	23.89	24.18	23.99
		1	5	23.64	23.31	24.18
		3	0	23.74	23.77	24.1
		3	1	23.5	23.32	23.44
		3	2	23.25	23.61	24.19
		6	0	23.38	23.97	24.17
Bandwidth	Mode	RB Size	RB Offset	Actual output power(dBm)		
				Channel 19965 1711.5MHz	Channel 20175 1732.5MHz	Channel 20385 753.5MHz
3MHz	QPSK	1	0	23.84	24.08	23.42
		1	8	23.91	24.06	23.34
		1	14	23.97	23.59	24.1
		8	0	23.97	24.01	24.04
		8	4	23.96	24.01	23.78
		8	7	23.49	23.65	23.62
		15	0	23.55	23.92	23.85
	16QAM	1	0	23.56	23.25	23.84
		1	8	23.56	24.19	23.58
		1	15	23.73	23.42	23.63
		8	0	23.63	23.42	23.56
		8	4	24.03	23.91	24.03
		8	7	23.77	23.34	23.67
		15	0	23.84	24.08	23.42

Bandwidth	Mode	RB Size	RB Offset	Actual output power(dBm)		
				Channel 19975 1712.5MHz	Channel 20175 1732.5MHz	Channel 20375 1752.5MHz
5MHz	QPSK	1	0	23.52	23.77	24.05
		1	13	23.41	24.1	23.4
		1	24	23.64	23.57	24.16
		12	0	23.28	23.8	23.54
		12	6	23.74	23.83	23.42
		12	13	23.81	23.25	23.34
		25	0	23.5	23.37	24.03
	16QAM	1	0	24.11	23.8	23.76
		1	13	23.86	23.22	23.89
		1	24	23.6	23.55	24.11
		12	0	23.55	23.4	24.17
		12	6	23.26	23.74	23.51
		12	13	23.82	23.4	24.16
		25	0	23.52	23.77	24.05

Bandwidth	Mode	RB Size	RB Offset	Actual output power(dBm)		
				Channel 20000 1715.0MHz	Channel 20175 1732.5MHz	Channel 20350 1750.0MHz
10MHz	QPSK	1	0	24.1	23.59	24.15
		1	25	23.66	23.55	23.76
		1	49	23.27	23.35	23.45
		25	0	23.46	23.64	23.84
		25	13	24.18	23.45	23.23
		25	25	24.05	24.18	23.42
		50	0	23.69	23.61	23.4
	16QAM	1	0	24.04	24.12	23.29
		1	25	23.28	24.03	24
		1	49	23.48	23.97	23.86
		25	0	23.44	23.41	23.22
		25	13	23.58	24.15	23.22
		25	25	23.28	23.2	23.46
		50	0	24.1	23.59	24.15

Bandwidth	Mode	RB Size	RB Offset	Actual output power(dBm)		
				Channel 20025 1717.5MHz	Channel 20175 1732.5MHz	Channel 20325 1747.5MHz
15MHz	QPSK	1	0	23.76	23.26	23.53
		1	38	23.34	23.39	23.77
		1	74	23.58	23.75	23.36
		36	0	23.48	24.08	23.72
		36	18	23.76	23.91	23.65
		36	39	23.59	23.78	24.12
		75	0	23.92	23.69	23.93
	16QAM	1	0	23.27	23.22	23.25
		1	38	23.64	23.94	23.47
		1	74	23.9	23.93	23.42
		36	0	23.43	23.82	23.93
		36	18	23.25	23.44	24.05
		36	39	23.51	23.44	23.66
		75	0	23.76	23.26	23.53
Bandwidth	Mode	RB Size	RB Offset	Actual output power(dBm)		
				Channel 20050 1720.0MHz	Channel 20175 1732.5MHz	Channel 20300 1745.0MHz
20MHz	QPSK	1	0	24.05	23.88	23.69
		1	50	24.14	23.89	24.07
		1	99	23.95	24.07	23.93
		50	0	24.13	23.72	24.04
		50	25	23.89	24.11	23.49
		50	50	23.62	23.97	23.34
		100	0	24.14	23.47	23.71
	16QAM	1	0	24.19	23.89	23.34
		1	50	23.44	23.56	23.89
		1	99	23.65	23.94	23.2
		50	0	23.84	24.1	23.51
		50	25	24.04	23.27	23.33
		50	50	23.41	23.96	23.49
		100	0	24.05	23.88	23.69

Band 5						
Bandwidth	Mode	RB Size	RB Offset	Actual output power(dBm)		
				Channel 20407 824.7MHz	Channel 20525 836.5MHz	Channel 20643 848.3MHz
1.4MHz	QPSK	1	0	23.61	23.49	23.96
		1	2	23.89	23.77	24.14
		1	5	23.88	23.75	23.88
		3	0	24.08	23.65	23.38
		3	1	23.96	23.67	23.84
		3	2	24.04	23.43	23.46
		6	0	23.5	24.14	24.01
	16QAM	1	0	23.98	23.81	24.13
		1	2	24.16	23.53	23.64
		1	5	23.63	24.2	23.63
		3	0	23.53	23.95	23.55
		3	1	24.07	24.05	23.79
		3	2	23.3	23.84	23.7
		6	0	23.51	23.34	24.16
Bandwidth	Mode	RB Size	RB Offset	Actual output power(dBm)		
				Channel 20415 825.5MHz	Channel 20525 836.5MHz	Channel 20635 847.5MHz
3MHz	QPSK	1	0	23.43	23.6	24.02
		1	8	23.55	23.49	23.94
		1	14	23.83	24.16	23.72
		8	0	24.23	23.63	24.02
		8	4	24.19	23.39	23.35
		8	7	24.06	23.76	24.05
		15	0	24.01	23.72	24.24
	16QAM	1	0	23.32	23.66	24.29
		1	8	23.79	23.48	24.16
		1	15	23.8	24.07	24.17
		8	0	23.98	23.93	23.38
		8	4	23.38	24.14	24.06
		8	7	23.73	24.2	23.58
		15	0	23.42	23.83	23.62

Bandwidth	Mode	RB Size	RB Offset	Actual output power(dBm)		
				Channel 20425 826.5MHz	Channel 20525 836.5MHz	Channel 20625 846.5MHz
5MHz	QPSK	1	0	23.92	24.08	23.51
		1	13	23.76	23.55	24.24
		1	24	23.8	23.99	23.71
		12	0	23.41	24.05	23.76
		12	6	23.55	23.45	23.94
		12	13	24.14	23.55	23.68
		25	0	23.38	24.22	23.67
	16QAM	1	0	23.95	24.06	23.92
		1	13	23.63	23.36	23.71
		1	24	23.36	24.14	23.4
		12	0	24	23.6	23.31
		12	6	24.25	24.14	23.56
		12	13	23.41	23.33	23.36
		25	0	23.59	24.08	24.05
Bandwidth	Mode	RB Size	RB Offset	Actual output power(dBm)		
				Channel 20450 829MHz	Channel 20525 836.5MHz	Channel 20600 844MHz
10MHz	QPSK	1	0	23.54	24.25	23.73
		1	25	23.31	23.31	23.82
		1	49	24.05	24.01	24.23
		25	0	23.41	23.76	23.56
		25	13	24.07	23.46	23.96
		25	25	23.71	23.6	24.12
		50	0	23.41	23.49	23.62
	16QAM	1	0	23.87	24.02	23.39
		1	25	23.84	23.83	23.86
		1	49	23.9	24	23.46
		25	0	23.84	23.99	23.92
		25	13	24.28	23.94	24.17
		25	25	23.74	23.37	23.54
		50	0	24.17	23.36	23.9

Band 7						
Bandwidth	Mode	RB Size	RB Offset	Actual output power(dBm)		
				Channel 20775 2502.5MHz	Channel 21100 2535MHz	Channel 21425 2567.5MHz
5MHz	QPSK	1	0	22.84	22.72	23.75
		1	13	23.45	23.11	23
		1	24	22.76	22.35	22.63
		12	0	22.85	23.46	22.88
		12	6	22.54	22.34	22.55
		12	13	22.68	23.25	22.36
		25	0	22.81	23.01	22.4
	16QAM	1	0	23.07	23.12	22.9
		1	13	23.41	23.53	22.12
		1	24	23.36	23.24	22.1
		12	0	22.46	23.75	23.75
		12	6	23.32	23.19	22.71
		12	13	22.54	23.61	23.07
		25	0	23.92	22.72	23.95
Bandwidth	Mode	RB Size	RB Offset	Actual output power(dBm)		
				Channel 20800 2505.0MHz	Channel 21100 2535MHz	Channel 21400 2565.0MHz
10MHz	QPSK	1	0	23.73	22.94	22.28
		1	25	22.38	24	24.01
		1	49	22.14	22.46	23.57
		25	0	23.5	23.64	22.29
		25	13	23.47	23.69	22.19
		25	25	23.16	22.3	23.9
		50	0	23.89	23.47	23.74
	16QAM	1	0	23.49	23.19	23.64
		1	25	23.64	22.56	22.39
		1	49	23.59	22.5	23.25
		25	0	23.9	22.56	23.79
		25	13	23.35	23.6	23.9
		25	25	22.51	23.35	22.12
		50	0	23.66	23.61	23.93

Bandwidth	Mode	RB Size	RB Offset	Actual output power(dBm)		
				Channel 20825 2507.5MHz	Channel 21100 2535MHz	Channel 21375 2562.5MHz
15MHz	QPSK	1	0	23.12	23.73	22.69
		1	38	22.72	23.98	22.71
		1	74	22.11	22.5	23.16
		36	0	23.92	22.69	23.92
		36	18	23.72	22.15	22.77
		36	39	23.7	23.53	22.34
		75	0	22.59	23.11	23.26
	16QAM	1	0	23.74	23.71	22.83
		1	38	23.1	24.1	24.04
		1	74	23.27	23.43	22.96
		36	0	22.71	22.85	22.33
		36	18	22.8	23.25	22.12
		36	39	22.41	23.56	23.78
		75	0	23.82	22.73	22.12
Bandwidth	Mode	RB Size	RB Offset	Actual output power(dBm)		
				Channel 20850 2510.0MHz	Channel 21100 2535MHz	Channel 21350 2560.0MHz
20MHz	QPSK	1	0	23.32	22.25	22.13
		1	50	24	23.73	22.9
		1	99	22.75	22.68	22.84
		50	0	22.85	23.11	23.2
		50	25	22.25	22.6	23.84
		50	50	23.77	22.3	22.24
		100	0	23.67	23.11	22.24
	16QAM	1	0	22.8	23.23	23.65
		1	50	23.24	22.77	22.62
		1	99	22.75	23.39	23.21
		50	0	23.53	23.88	23.39
		50	25	23.14	23.62	23.81
		50	50	23.25	22.83	24.08
		100	0	22.87	22.31	23.78

Band 66						
Bandwidth	Mode	RB Size	RB Offset	Actual output power(dBm)		
				Channel 131979 1710.7MHz	Channel 132322 1745.0MHz	Channel 132665 1779.3MHz
1.4MHz	QPSK	1	0	24.08	24.08	23.22
		1	2	24.99	24.81	23.99
		1	5	24.17	25.11	24.69
		3	0	24.89	23.68	25.03
		3	1	24.14	23.56	23.48
		3	2	25.19	23.75	23.35
		6	0	25.01	24.48	23.38
	16QAM	1	0	25	24.35	23.84
		1	2	24.1	23.57	23.3
		1	5	23.97	23.83	23.36
		3	0	23.24	23.98	23.62
		3	1	23.74	24.05	23.88
		3	2	23.68	23.86	23.77
		6	0	25.18	24.34	23.21
Bandwidth	Mode	RB Size	RB Offset	Actual output po2wer(dBm)		
				Channel 131987 1711.5MHz	Channel 132322 1745.0MHz	Channel 132657 1778.5MHz
3MHz	QPSK	1	0	24.87	24.96	23.86
		1	8	23.78	23.39	24.6
		1	14	24.28	24.37	23.55
		8	0	23.22	23.38	23.62
		8	4	25.12	24.44	24.98
		8	7	24.92	23.25	24.19
		15	0	24.64	24.13	25.09
	16QAM	1	0	24.33	23.98	24.88
		1	8	24.82	23.78	24.02
		1	15	23.78	23.55	24.89
		8	0	24.45	24.68	24.25
		8	4	23.34	23.56	24.3
		8	7	24.62	24.66	23.46
		15	0	24.29	24.03	23.89

Bandwidth	Mode	RB Size	RB Offset	Actual output power(dBm)		
				Channel 131997 1712.5MHz	Channel 132322 1745.0MHz	Channel 132647 1777.5MHz
5MHz	QPSK	1	0	23.92	24.15	23.97
		1	13	24.08	23.99	24.82
		1	24	23.93	23.42	23.34
		12	0	23.77	24.82	23.89
		12	6	24.29	24.11	23.8
		12	13	25.06	25	23.36
		25	0	24.45	24.74	25.03
	16QAM	1	0	23.42	23.34	24.65
		1	13	24.96	25.14	24.06
		1	24	23.22	24.57	23.8
		12	0	24.33	23.53	24.1
		12	6	23.51	25.08	24.87
		12	13	23.31	24.53	24.92
		25	0	24.03	24.35	24.92

Bandwidth	Mode	RB Size	RB Offset	Actual output power(dBm)		
				Channel 132022 1715.0MHz	Channel 132322 1745.0MHz	Channel 132622 1775.0MHz
10MHz	QPSK	1	0	24.51	24.94	24.39
		1	25	24.64	23.24	23.51
		1	49	25.02	24.36	25.03
		25	0	23.35	24.37	24.94
		25	13	23.33	23.91	24.88
		25	25	24.94	24.93	24.4
		50	0	24.09	24.6	23.37
	16QAM	1	0	24.61	23.24	23.72
		1	25	24.85	23.96	24.91
		1	49	23.32	24.68	25.11
		25	0	25.01	24.63	23.94
		25	13	24.27	23.67	23.65
		25	25	24.99	23.59	24.99
		50	0	24.08	25.06	24.31

Bandwidth	Mode	RB Size	RB Offset	Actual output power(dBm)		
				Channel 132047 1717.5MHz	Channel 132322 1745.0MHz	Channel 132597 1772.5MHz
15MHz	QPSK	1	0	23.97	23.85	24.16
		1	38	23.64	24.65	23.3
		1	74	24.37	24.42	23.53
		36	0	24.58	23.59	24.26
		36	18	23.94	24.37	23.94
		36	39	24.52	23.3	24.68
		75	0	24.79	24.38	24.87
	16QAM	1	0	23.83	23.69	23.74
		1	38	24.41	24.92	24.44
		1	74	24.9	24.83	24.96
		36	0	23.81	23.21	23.29
		36	18	23.8	23.62	23.65
		36	39	23.64	23.35	24.04
		75	0	24.29	25.01	24.38
Bandwidth	Mode	RB Size	RB Offset	Actual output power(dBm)		
				Channel 132072 1720.0MHz	Channel 132322 1745.0MHz	Channel 132572 1770.0MHz
20MHz	QPSK	1	0	24.89	23.86	25.09
		1	50	24.97	24.08	24.35
		1	99	24.28	23.65	24.99
		50	0	24.68	23.64	23.26
		50	25	25.1	24.52	23.72
		50	50	23.27	23.73	24.03
		100	0	24.52	23.38	23.5
	16QAM	1	0	24.04	23.78	25.17
		1	50	24.13	23.33	24.08
		1	99	24.73	24.55	24.95
		50	0	24.16	24.99	23.34
		50	25	23.73	24.67	23.85
		50	50	25.02	23.56	25.11
		100	0	24.6	23.61	25.05

7.4 Peak-to-Average Ratio

Test Requirement:	FCC part24.232(d) & FCC Part 27.50
Test Method:	FCC part2.1046
Limit:	13db
Test setup:	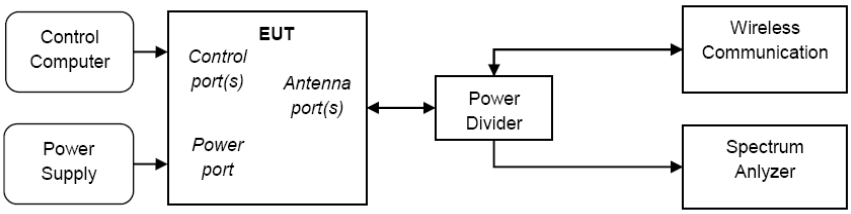
Test Instruments:	Refer to section 6.0 for details
Test mode:	Refer to section 7.1 for details
Test results:	Pass

Remark: Both modulation modes have been tested, showing only the worst QPSK test data.

Measurement data:

Test Band	Test mode	Peak to Average Ratio (dB)			Limit (dB)	Result
		Low Ch.	Middle Ch.	High Ch.		
LTE Band 5	LTE 1.4MHz Bandwidth	4.20	4.41	4.92	13.00	PASS
	LTE 3MHz Bandwidth	5.85	4.42	5.50	13.00	PASS
	LTE 5MHz Bandwidth	4.17	4.68	5.63	13.00	PASS
	LTE 10MHz Bandwidth	4.02	4.17	5.74	13.00	PASS
LTE Band 7	LTE 5MHz Bandwidth	5.49	4.60	5.62	13.00	PASS
	LTE 10MHz Bandwidth	5.54	4.80	4.95	13.00	PASS
	LTE 15MHz Bandwidth	5.03	5.86	5.24	13.00	PASS
	LTE 20MHz Bandwidth	4.23	4.32	5.83	13.00	PASS

Test Band	Test mode	Measured（dB）			Limit (dB)	Result
		Low Ch.	Middle Ch.	High Ch.		
LTE Band 4	LTE 1.4MHz Bandwidth	5.97	4.49	4.30	13.00	PASS
	LTE 3MHz Bandwidth	5.48	5.99	5.01	13.00	PASS
	LTE 5MHz Bandwidth	4.62	5.76	5.02	13.00	PASS
	LTE 10MHz Bandwidth	4.62	4.88	5.01	13.00	PASS
	LTE 15MHz Bandwidth	5.15	5.44	4.21	13.00	PASS
	LTE 20MHz Bandwidth	4.13	5.02	5.63	13.00	PASS
LTE Band 66	LTE 1.4MHz Bandwidth	5.13	5.36	4.52	13.00	PASS
	LTE 3MHz Bandwidth	4.96	5.13	4.67	13.00	PASS
	LTE 5MHz Bandwidth	5.19	5.42	4.87	13.00	PASS
	LTE 10MHz Bandwidth	4.93	5.19	4.87	13.00	PASS
	LTE 15MHz Bandwidth	4.64	4.87	4.52	13.00	PASS
	LTE 20MHz Bandwidth	4.00	4.12	4.14	13.00	PASS

7.5 Occupy Bandwidth

Test Requirement:	Part 24.238; FCC Part 27.53(h)/(g)
Test Method:	FCC part2.1049
Test setup:	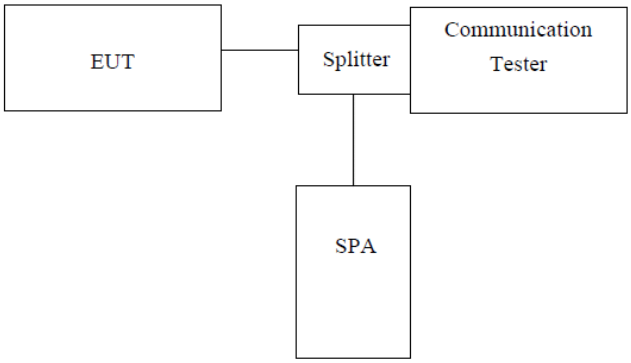 ***Note:*** *Measurement setup for testing on Antenna connector*
Test Procedure:	1. The EUT's output RF connector was connected with a short cable to the spectrum analyzer 2. RBW was set to about 1% of emission BW, VBW= 3 times RBW. 3. -26dBc display line was placed on the screen (or 99% bandwidth), the occupied bandwidth is the delta frequency between the two points where the display line intersects the signal trace.
Test Instruments:	Refer to section 6.0 for details
Test mode:	Refer to section 6.1 for details
Test results:	Pass

Measurement Data

QPSK mode：

EUT Mode	Channel Bandwidth	Channel	RB Configure		99% Occupy bandwidth (kHz)	-26dB bandwidth (kHz)
			RB Size	RB Offset		
LTE Band 4	1.4MHz	Low range	6	0	1096.6	1268
		Mid range	6	0	1098.6	1286
		High range	6	0	1096.7	1276
	3MHz	Low range	15	0	2669.9	2867
		Mid range	15	0	2671.6	2870
		High range	15	0	2674.5	2874
	5MHz	Low range	25	0	4522.3	5208
		Mid range	25	0	4549.9	5125
		High range	25	0	4531.9	5169
	10MHz	Low range	50	0	8952.4	9896
		Mid range	50	0	8967.7	9837
		High range	50	0	8967.6	9878
	15MHz	Low range	75	0	13456.2	14905
		Mid range	75	0	13475.0	15071
		High range	75	0	13397.3	14766
	20MHz	Low range	100	0	17831.6	19250
		Mid range	100	0	17897.2	19048
		High range	100	0	17825.5	19543

EUT Mode	Channel Bandwidth	Channel	RB Configure		99% Occupy bandwidth (kHz)	-26dB bandwidth (kHz)
			RB Size	RB Offset		
LTE Band 5	1.4MHz	Low range	6	0	1098.5	1309
		Mid range	6	0	1094.0	1300
		High range	6	0	1099.5	1290
	3MHz	Low range	15	0	2683.3	2970
		Mid range	15	0	2687.1	2935
		High range	15	0	2677.8	2947
	5MHz	Low range	25	0	4517.1	5058
		Mid range	25	0	4512.0	4986
		High range	25	0	4486.8	5093
	10MHz	Low range	50	0	8926.9	9774
		Mid range	50	0	8942.3	9962
		High range	50	0	8956.3	9960

EUT Mode	Channel Bandwidth	Channel	RB Configure		99% Occupy bandwidth (kHz)	-26dB bandwidth (kHz)
			RB Size	RB Offset		
LTE Band 7	5MHz	Low range	6	0	4518.3	5171
		Mid range	6	0	4535.9	5173
		High range	6	0	4524.5	5185
	10MHz	Low range	15	0	8964.9	9970
		Mid range	15	0	8946.0	9802
		High range	15	0	8958.0	10033
	15MHz	Low range	25	0	13420.6	14757
		Mid range	25	0	13424.5	14822
		High range	25	0	13458.1	14842
	20MHz	Low range	50	0	17885.4	19333
		Mid range	50	0	17841.2	19338
		High range	50	0	17927.8	19656

EUT Mode	Channel Bandwidth	Channel	RB Configure		99% Occupy bandwidth (MHz)	-26dB bandwidth (MHz)
			RB Size	RB Offset		
LTE Band 66	1.4MHz	Low range	6	0	1.108	1.220
		Mid range	6	0	1.108	1.230
		High range	6	0	1.108	1.230
	3MHz	Low range	15	0	2.676	2.840
		Mid range	15	0	2.686	2.840
		High range	15	0	2.686	2.840
	5MHz	Low range	25	0	4.476	4.710
		Mid range	25	0	4.476	4.760
		High range	25	0	4.476	4.730
	10MHz	Low range	50	0	8.918	9.233
		Mid range	50	0	8.918	9.267
		High range	50	0	8.918	9.233
	15MHz	Low range	75	0	13.378	13.800
		Mid range	75	0	13.378	13.800
		High range	75	0	13.378	13.800
	20MHz	Low range	100	0	17.837	18.267
		Mid range	100	0	17.837	18.267
		High range	100	0	17.837	18.267

16QAM mode：

EUT Mode	Channel Bandwidth	Channel	RB Configure		99% Occupy bandwidth (kHz)	-26dB bandwidth (kHz)
			RB Size	RB Offset		
LTE Band 4	1.4MHz	Low range	6	0	1101.9	1317
		Mid range	6	0	1095.3	1286
		High range	6	0	1096.3	1302
	3MHz	Low range	15	0	2672.9	2863
		Mid range	15	0	2673.3	2858
		High range	15	0	2671.9	2489
	5MHz	Low range	25	0	4532.7	5128
		Mid range	25	0	4523.2	5002
		High range	25	0	4550.0	6667
	10MHz	Low range	50	0	8957.5	9758
		Mid range	50	0	8963.4	9886
		High range	50	0	8965.4	9902
	15MHz	Low range	75	0	13432.3	14914
		Mid range	75	0	13449.3	14735
		High range	75	0	13441.1	14669
	20MHz	Low range	100	0	17866.8	19295
		Mid range	100	0	17931.3	19405
		High range	100	0	17792.8	18792

EUT Mode	Channel Bandwidth	Channel	RB Configure		99% Occupy bandwidth (kHz)	-26dB bandwidth (kHz)
			RB Size	RB Offset		
LTE Band 5	1.4MHz	Low range	6	0	1108.0	1311
		Mid range	6	0	1095.6	1310
		High range	6	0	1097.7	1292
	3MHz	Low range	15	0	2679.2	2959
		Mid range	15	0	2693.4	2968
		High range	15	0	2680.7	2932
	5MHz	Low range	25	0	4507.0	5033
		Mid range	25	0	4520.5	5054
		High range	25	0	4503.5	5085
	10MHz	Low range	50	0	8920.5	9646
		Mid range	50	0	8956.1	9928
		High range	50	0	8956.7	9831

EUT Mode	Channel Bandwidth	Channel	RB Configure		99% Occupy bandwidth (kHz)	-26dB bandwidth (kHz)
			RB Size	RB Offset		
LTE Band 7	5MHz	Low range	6	0	4526.1	5178
		Mid range	6	0	4526.8	5138
		High range	6	0	4539.8	5228
	10MHz	Low range	15	0	8944.2	9804
		Mid range	15	0	8964.8	9830
		High range	15	0	8960.4	9908
	15MHz	Low range	25	0	13425.8	14703
		Mid range	25	0	13409.3	14811
		High range	25	0	13443.6	15043
	20MHz	Low range	50	0	17856.0	19506
		Mid range	50	0	17853.8	19504
		High range	50	0	17919.1	19550

EUT Mode	Channel Bandwidth	Channel	RB Configure		99% Occupy bandwidth (MHz)	-26dB bandwidth (MHz)
			RB Size	RB Offset		
LTE Band 66	1.4MHz	Low range	6	0	1.108	1.225
		Mid range	6	0	1.108	1.240
		High range	6	0	1.108	1.240
	3MHz	Low range	15	0	2.686	2.860
		Mid range	15	0	2.686	2.840
		High range	15	0	2.686	2.840
	5MHz	Low range	25	0	4.476	4.710
		Mid range	25	0	4.476	4.720
		High range	25	0	4.476	4.690
	10MHz	Low range	50	0	8.918	9.233
		Mid range	50	0	8.918	9.200
		High range	50	0	8.918	9.267
	15MHz	Low range	75	0	13.378	13.800
		Mid range	75	0	13.378	13.800
		High range	75	0	13.378	13.800
	20MHz	Low range	100	0	17.837	18.267
		Mid range	100	0	17.837	18.267
		High range	100	0	17.837	18.267

Test plot as follows:

LTE Band 4, 1.4MHz bandwidth	
QPSK	16QAM

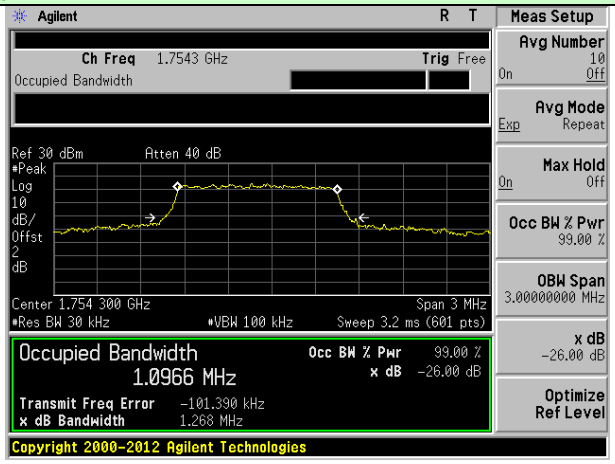

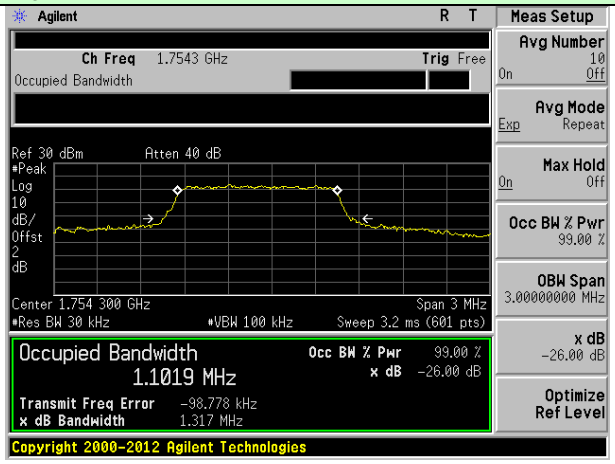

Lowest channel

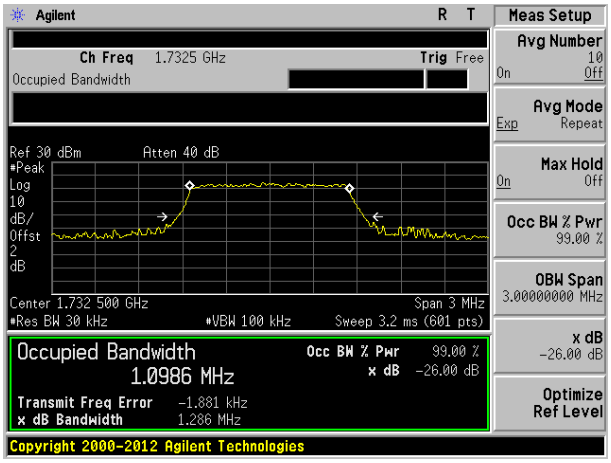

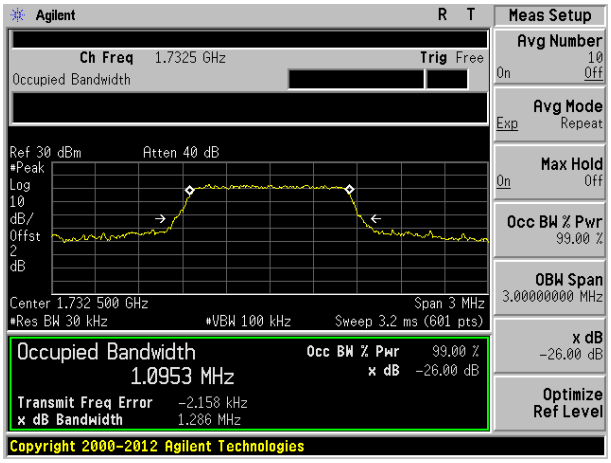

Middle channel

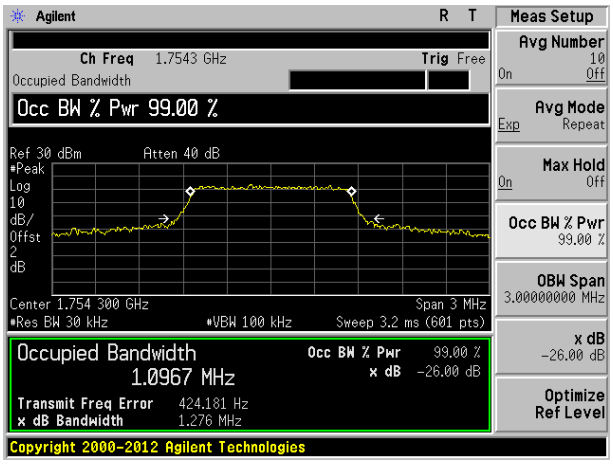

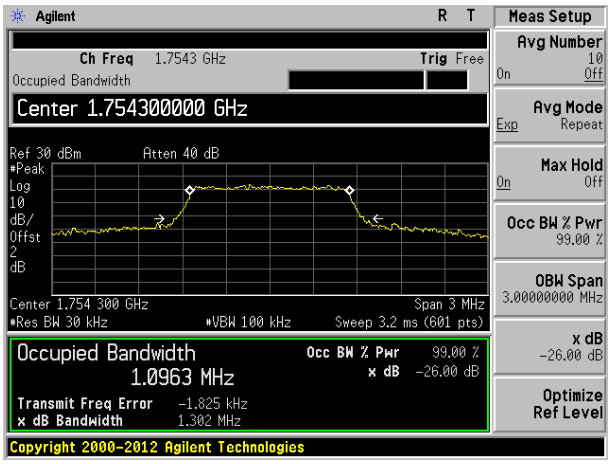

Highest channel

LTE Band 4, 3MHz bandwidth	
QPSK	16QAM

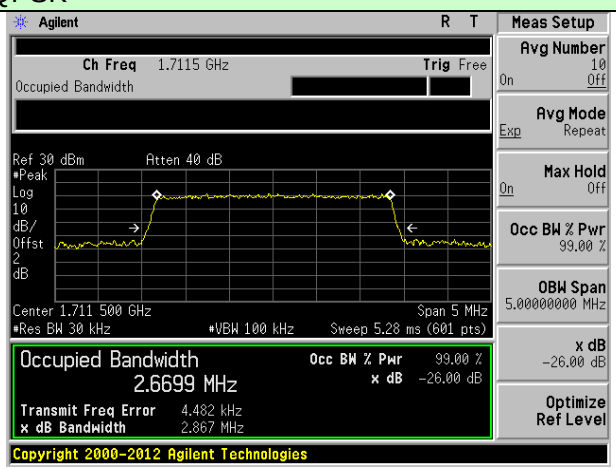

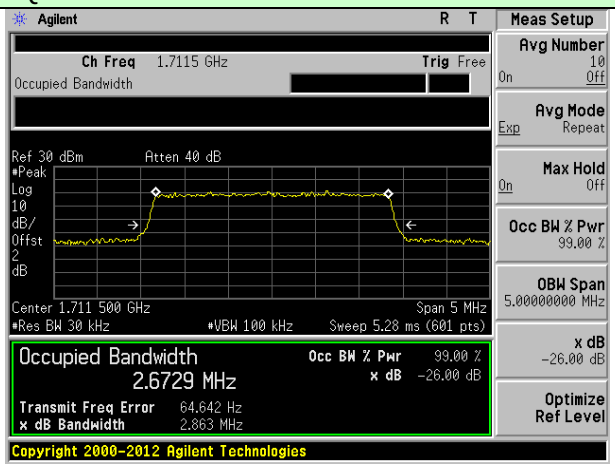

Lowest channel

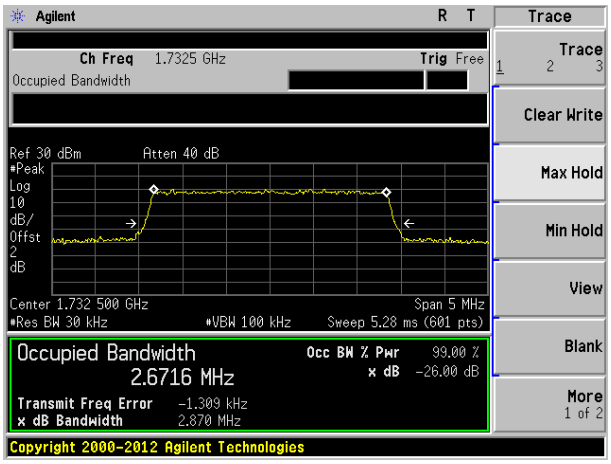

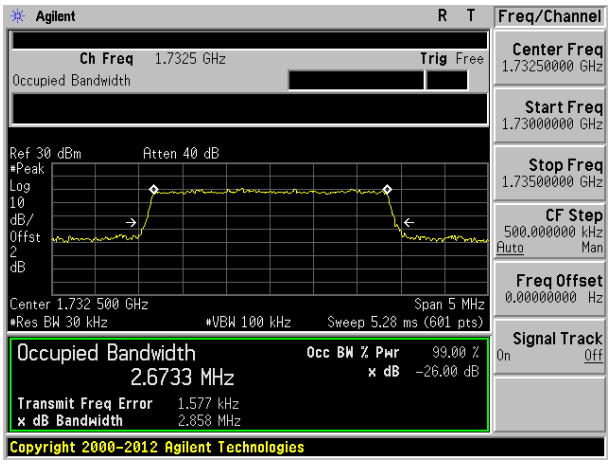

Middle channel

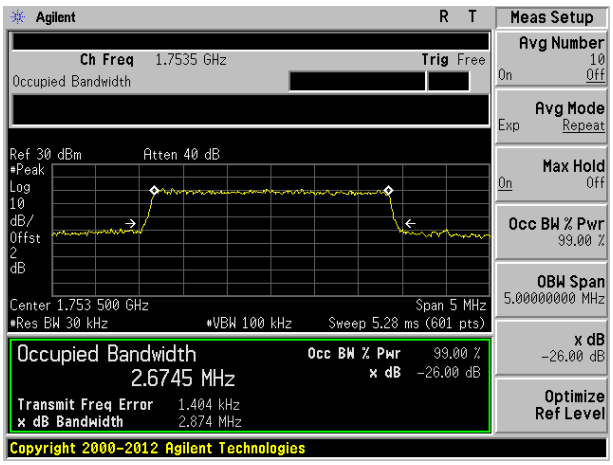

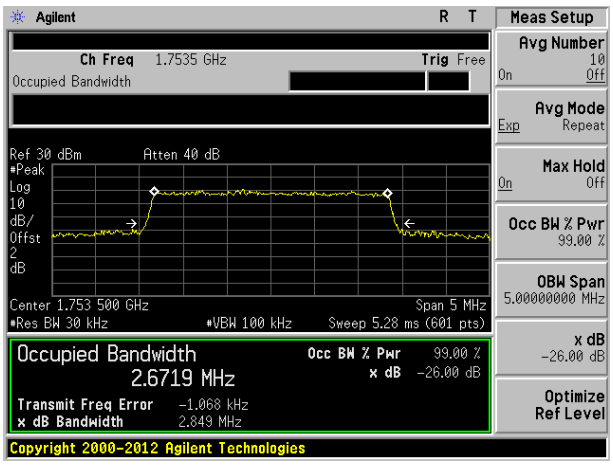

Highest channel

LTE Band 4, 5MHz bandwidth	
QPSK	16QAM

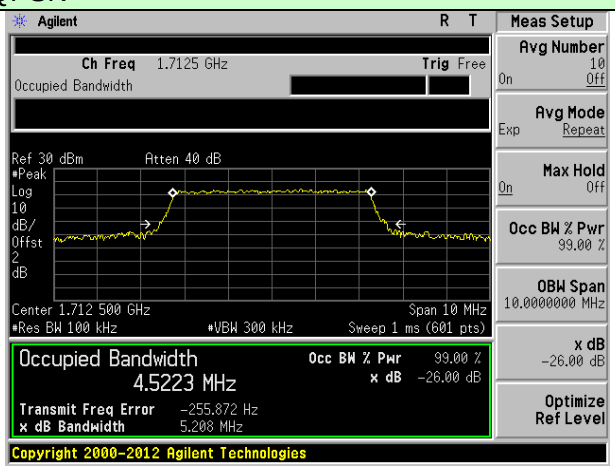

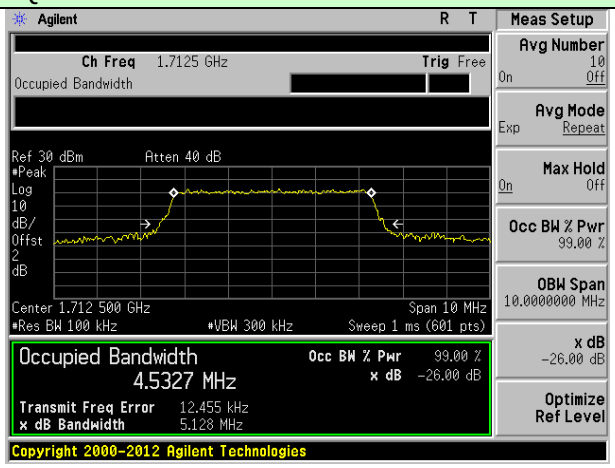

Lowest channel

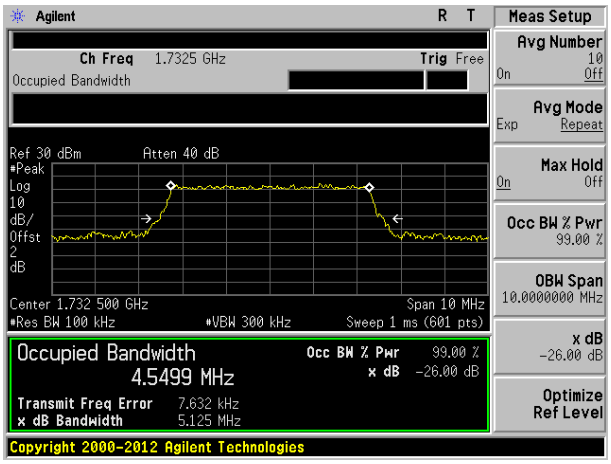

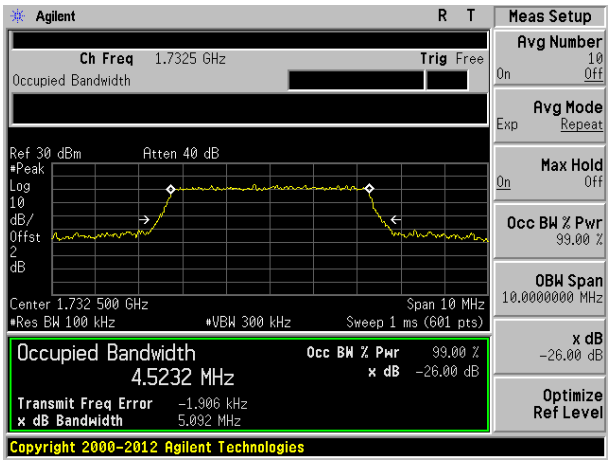

Middle channel

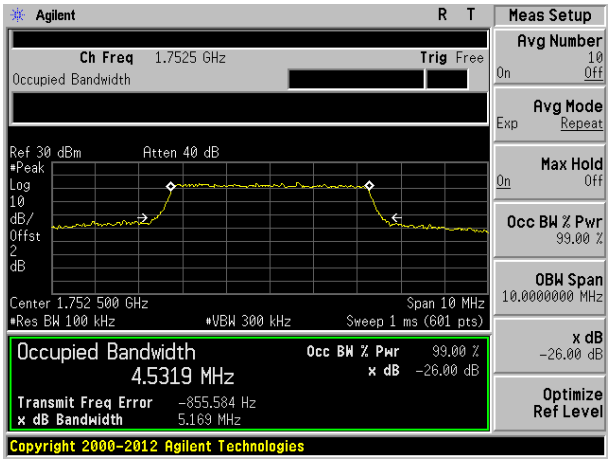

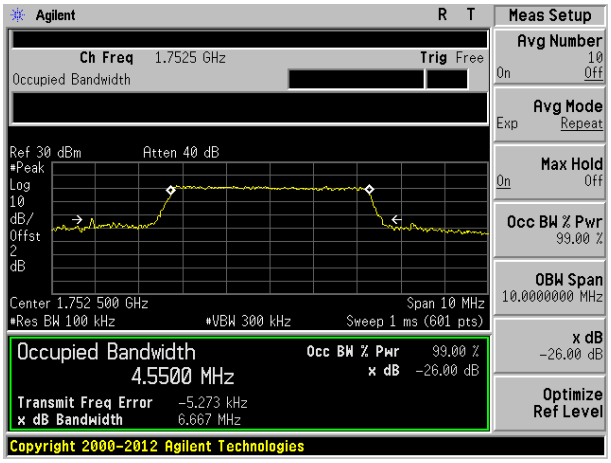

Highest channel

LTE Band 4, 10MHz bandwidth	
QPSK	16QAM

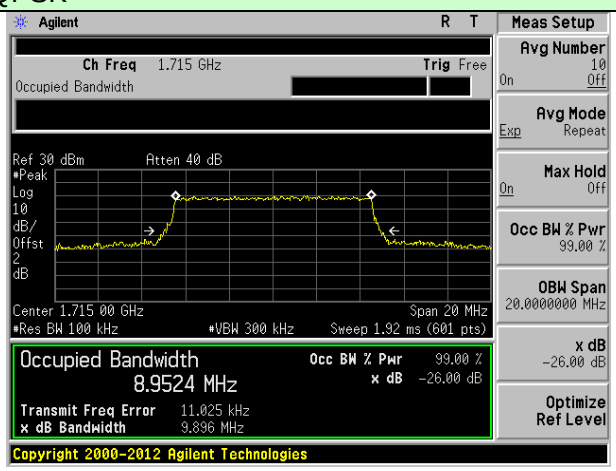

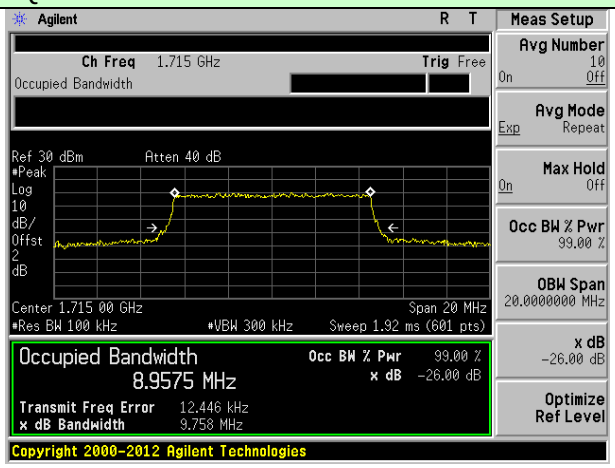

Lowest channel

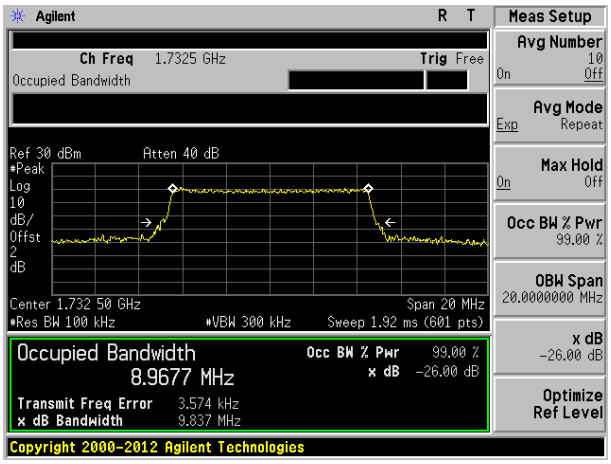

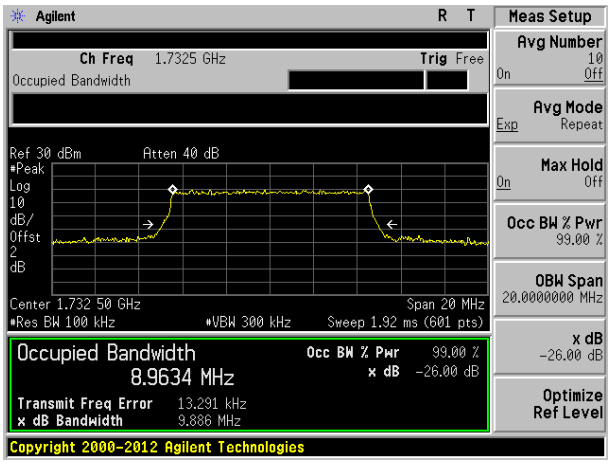

Middle channel

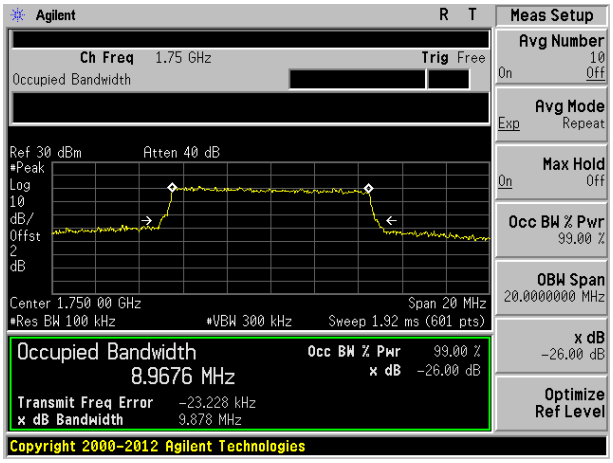

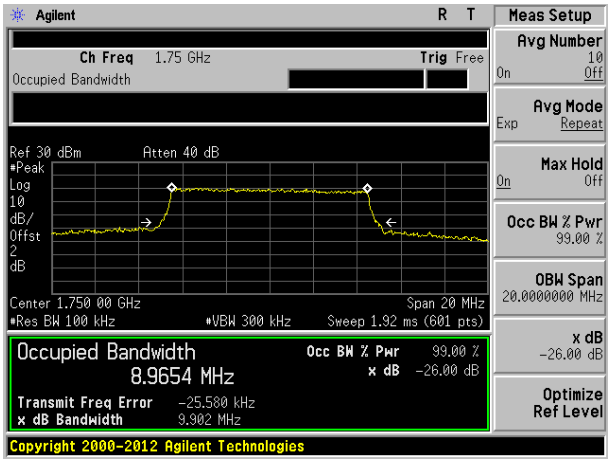

Highest channel

LTE Band 4, 15MHz bandwidth	
QPSK	16QAM

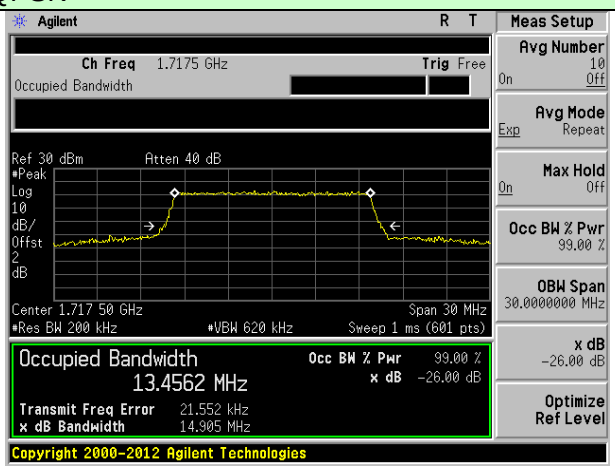

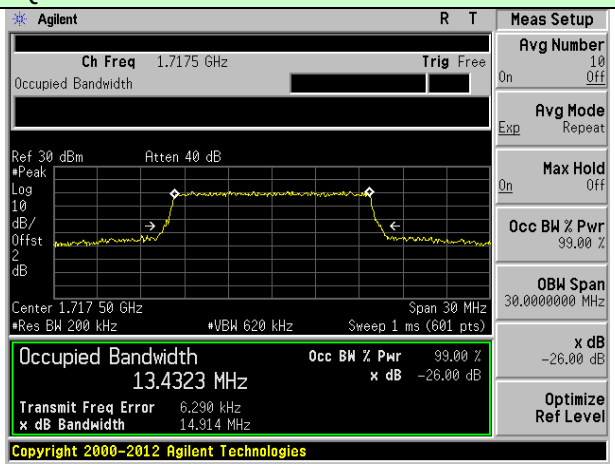

Lowest channel

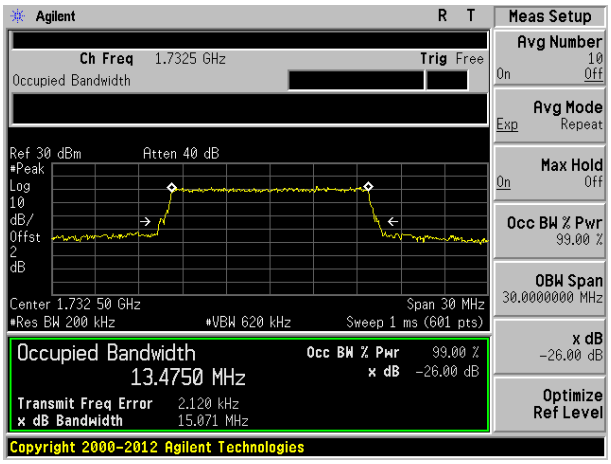

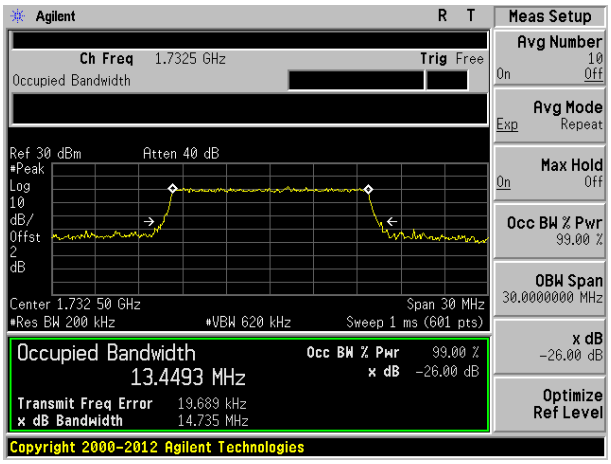

Middle channel

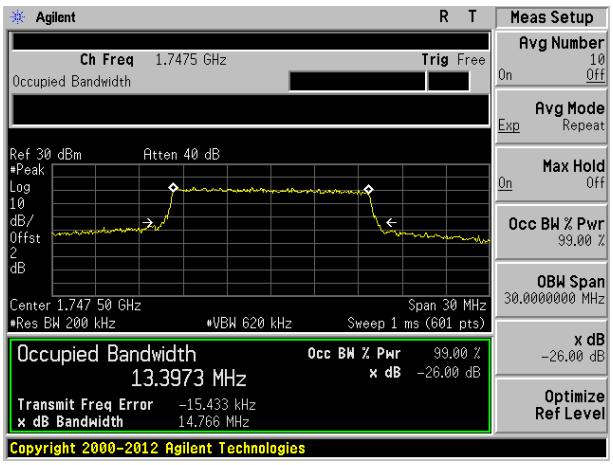

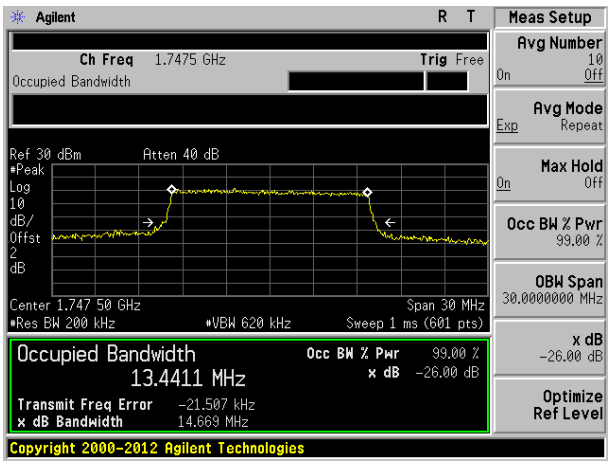

Highest channel

LTE Band 4, 20MHz bandwidth	
QPSK	16QAM

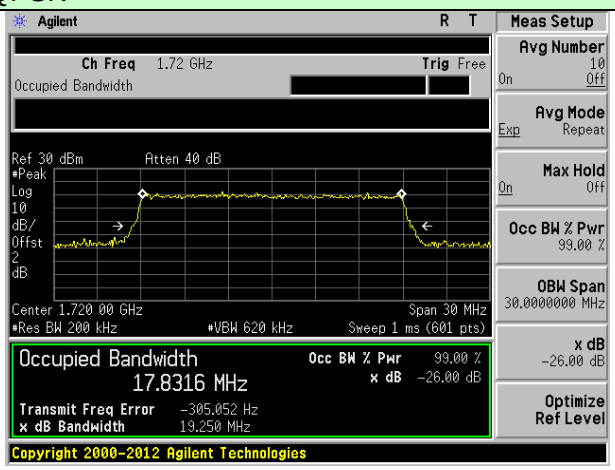

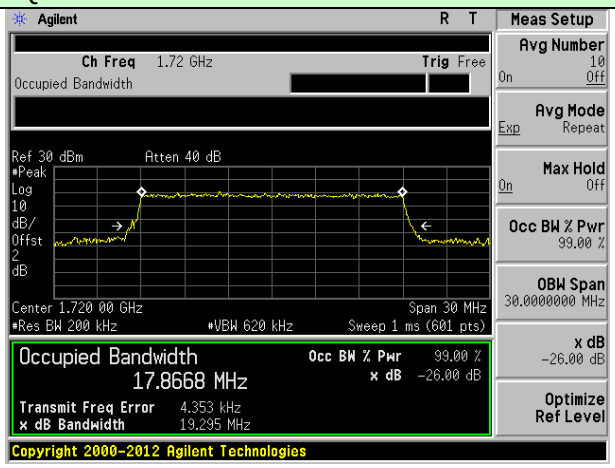

Lowest channel

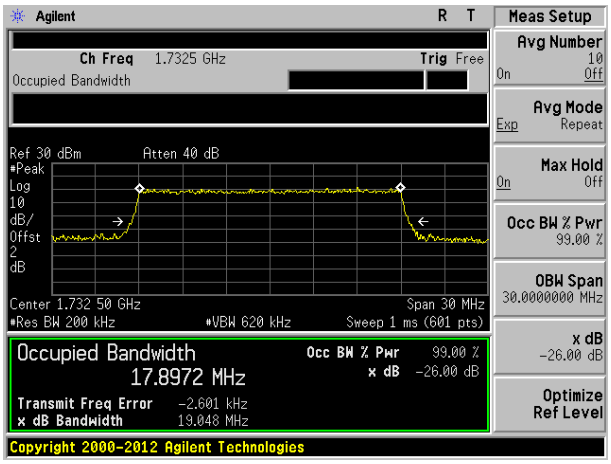

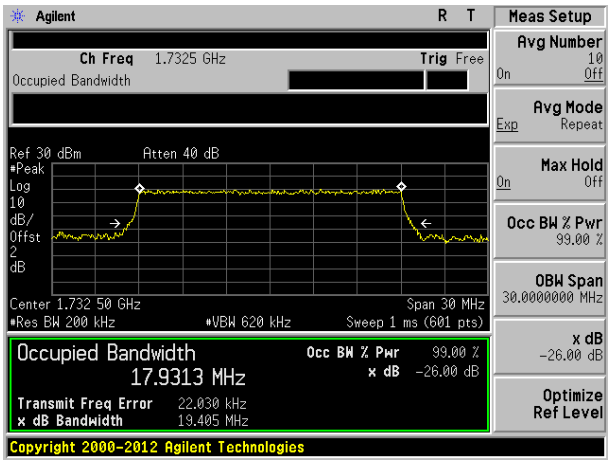

Middle channel

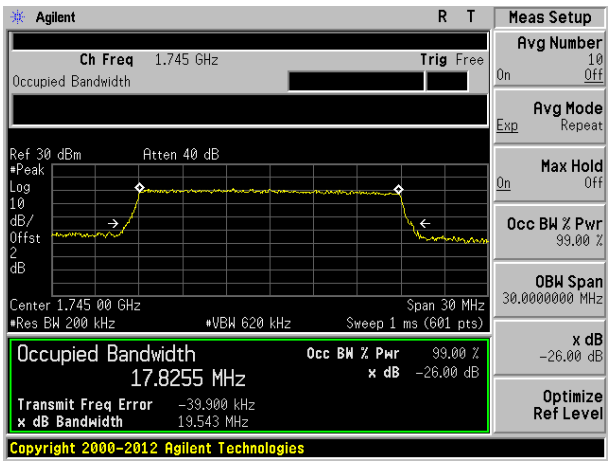

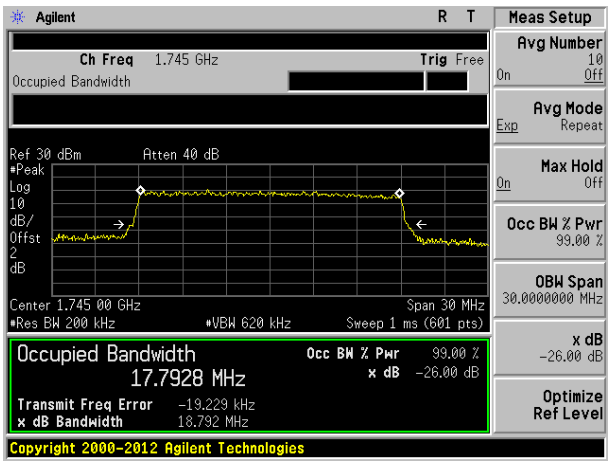

Highest channel

LTE Band 5, 1.4MHz bandwidth	
QPSK	16QAM

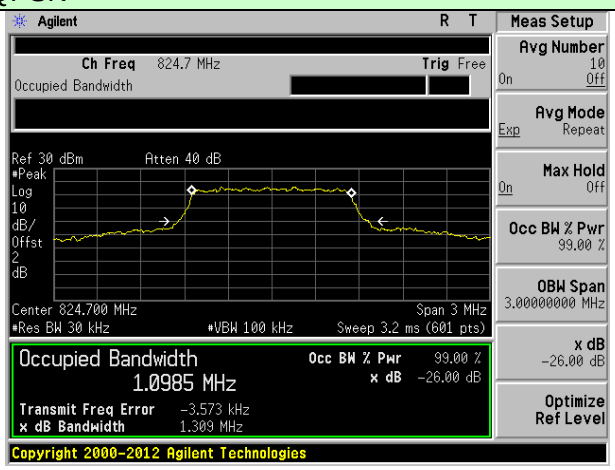

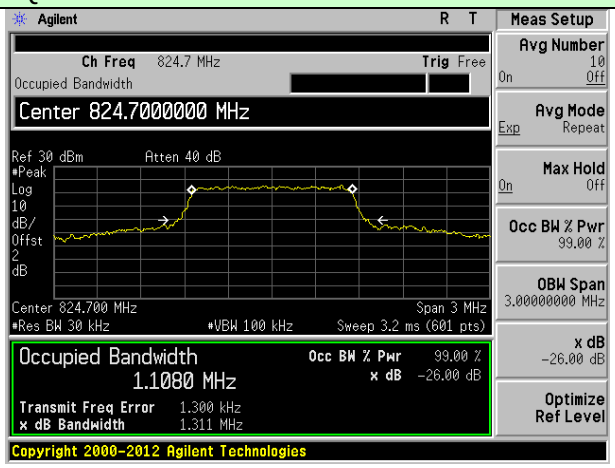

Lowest channel

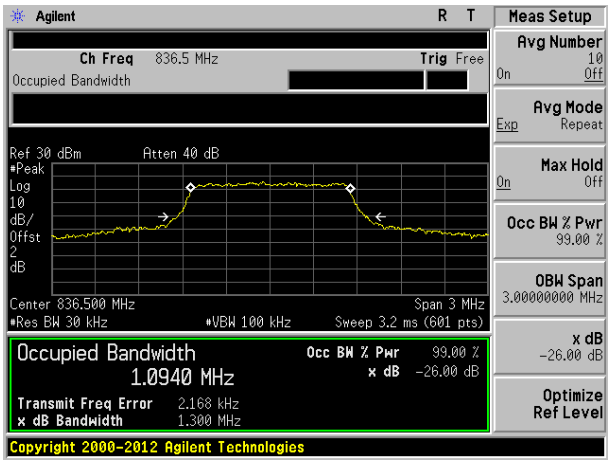

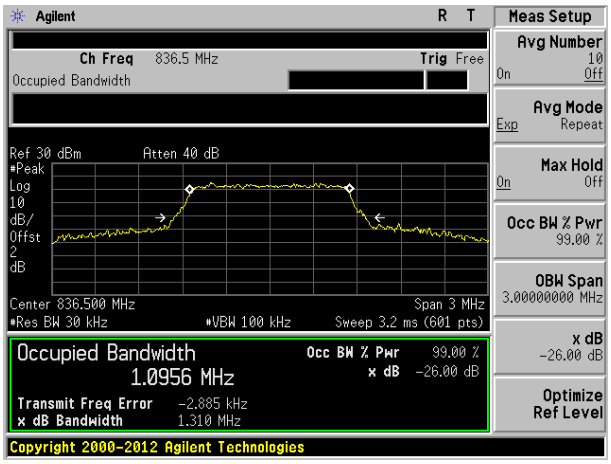

Middle channel

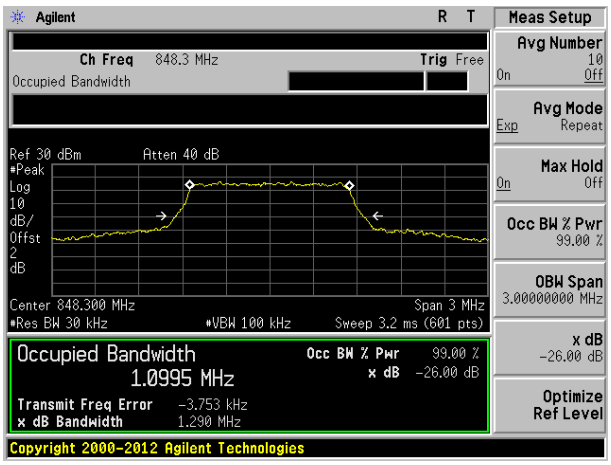

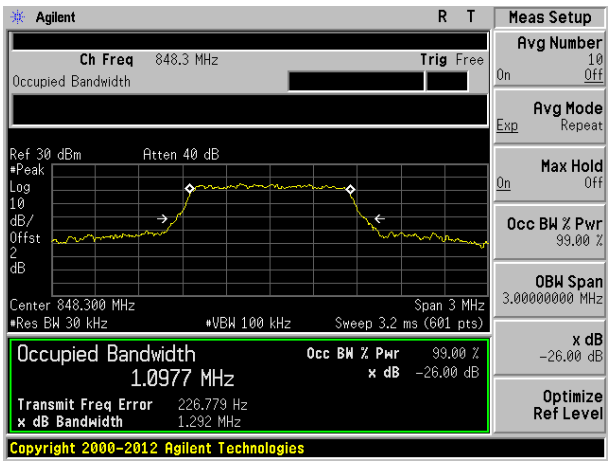

Highest channel

LTE Band 5, 3MHz bandwidth	
QPSK	16QAM

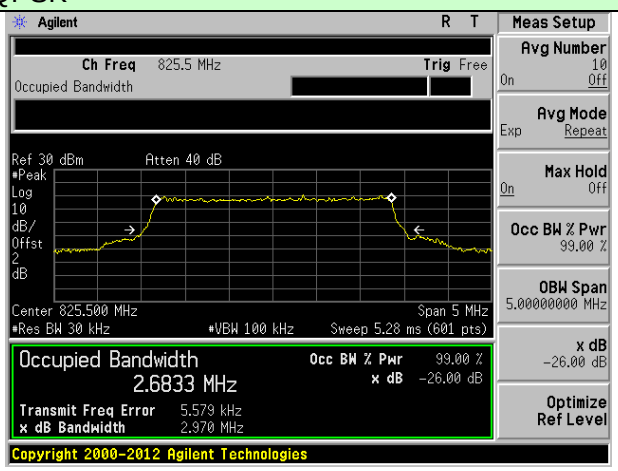

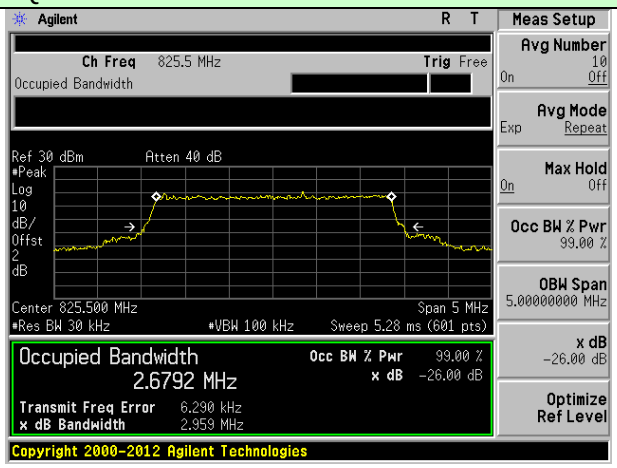

Lowest channel

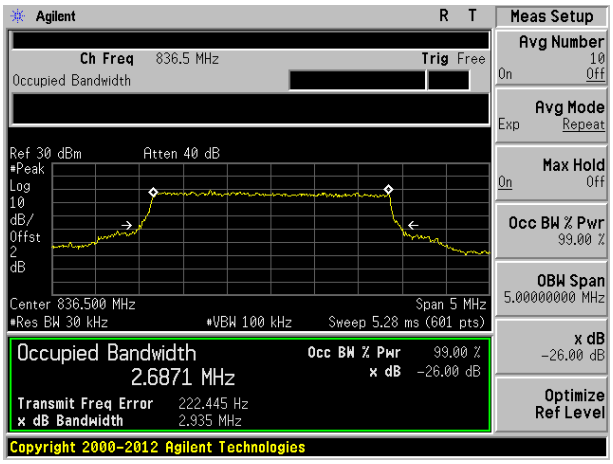

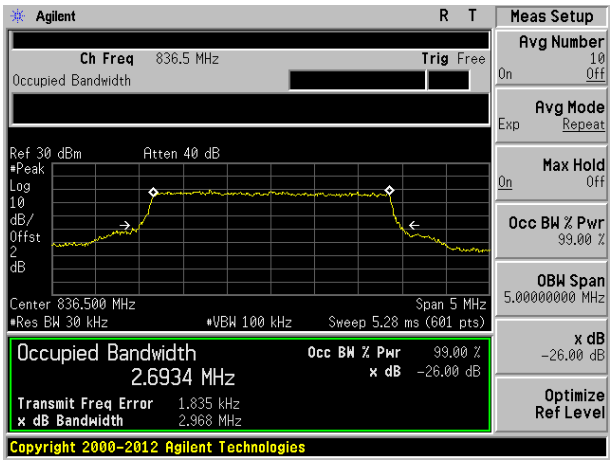

Middle channel

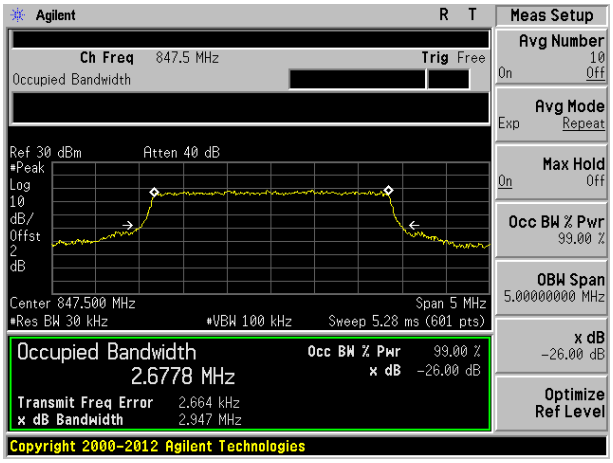

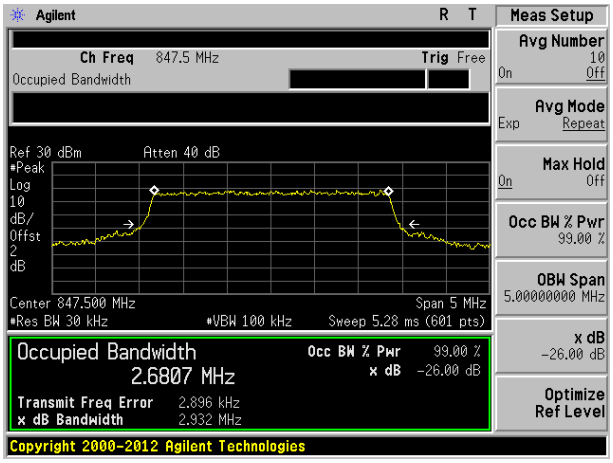

Highest channel

LTE Band 5, 5MHz bandwidth	
QPSK	16QAM

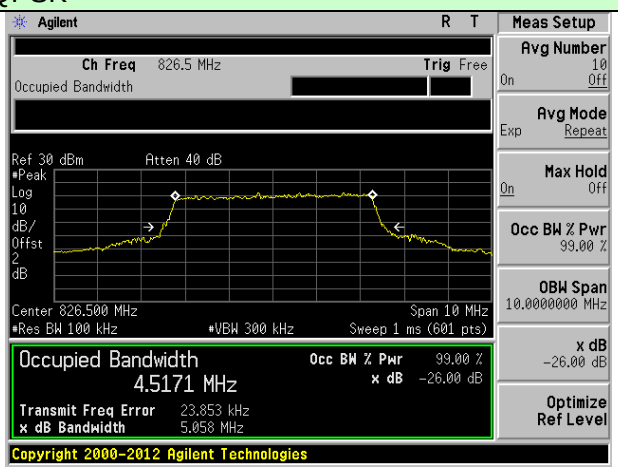

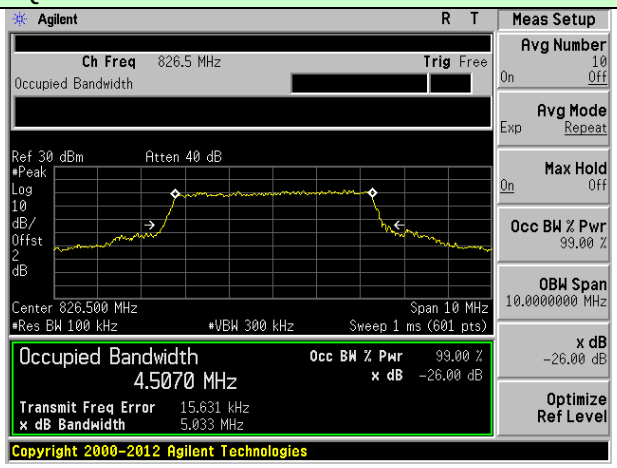

Lowest channel

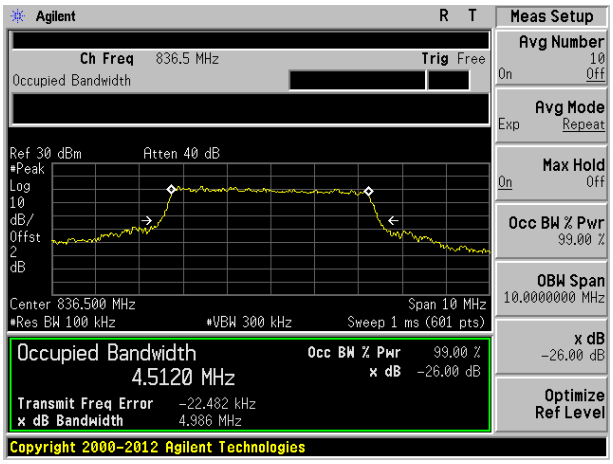

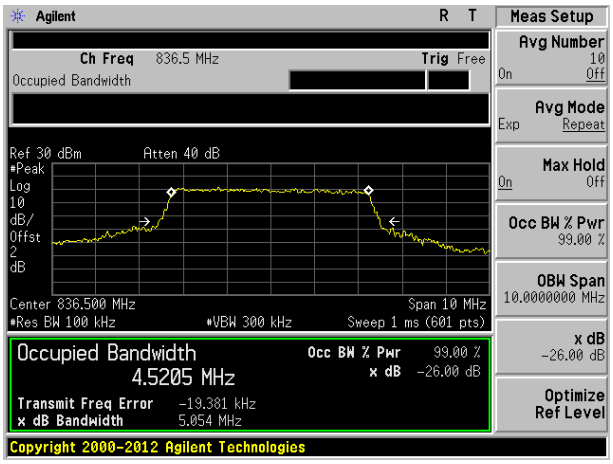

Middle channel

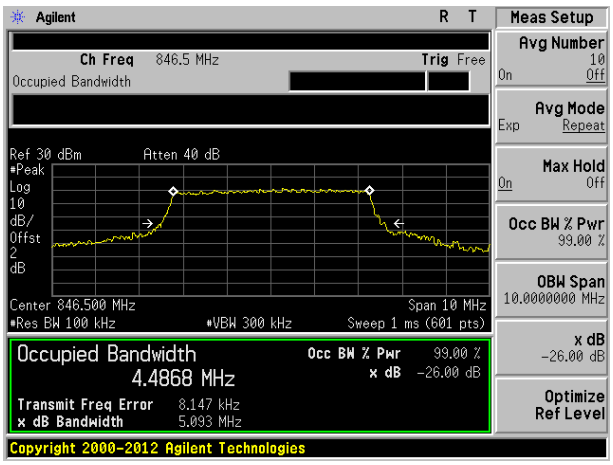

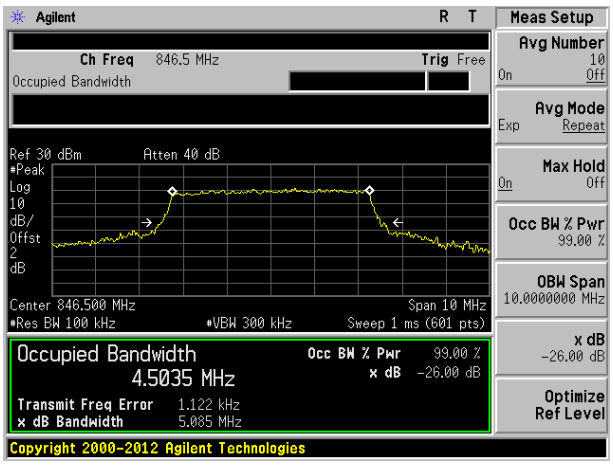

Highest channel

LTE Band 5, 10MHz bandwidth	
QPSK	16QAM

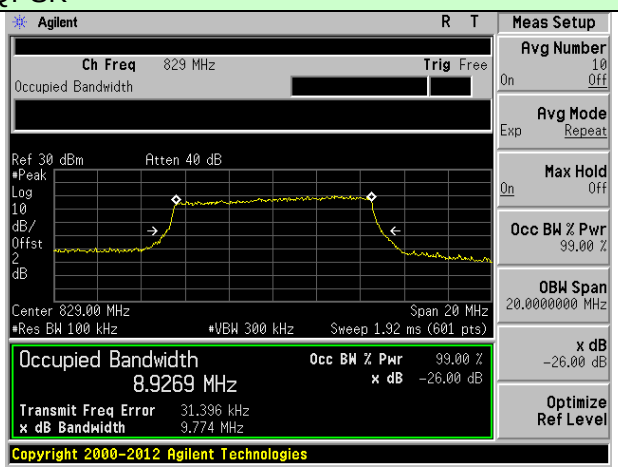

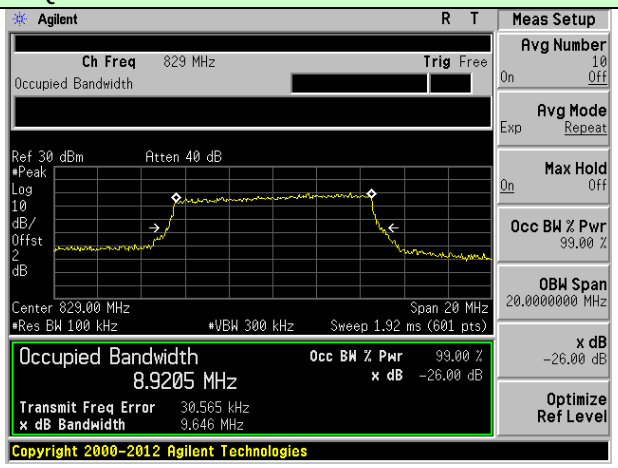

Lowest channel

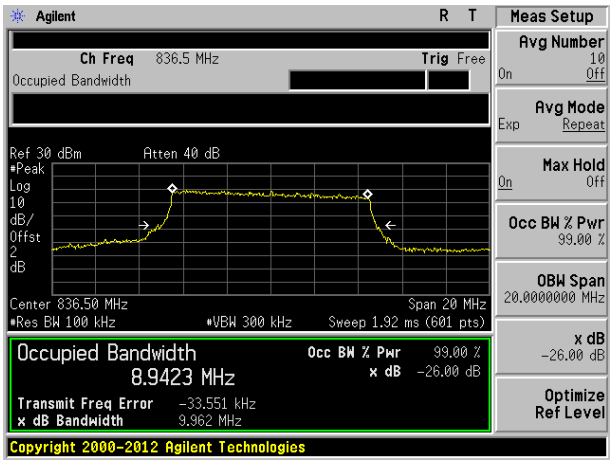

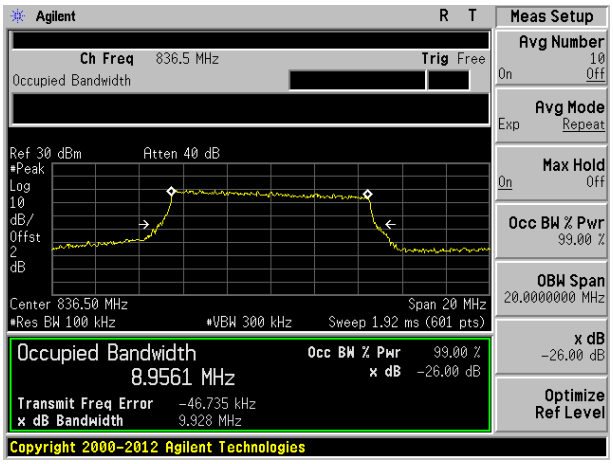

Middle channel

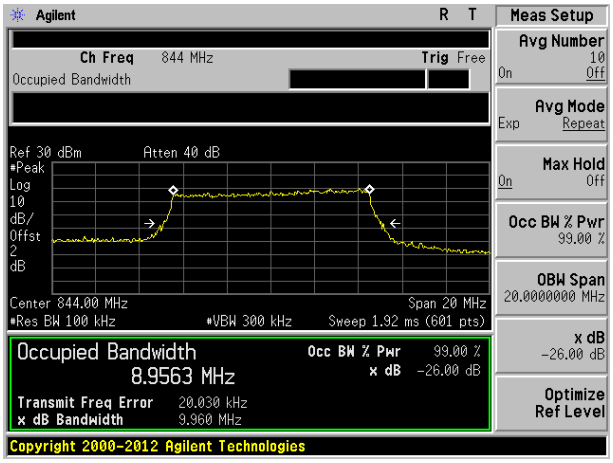

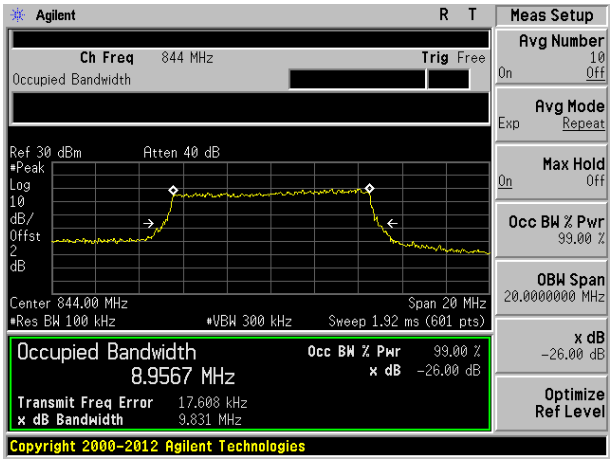

Highest channel

LTE Band 7, 5MHz bandwidth	
QPSK	16QAM

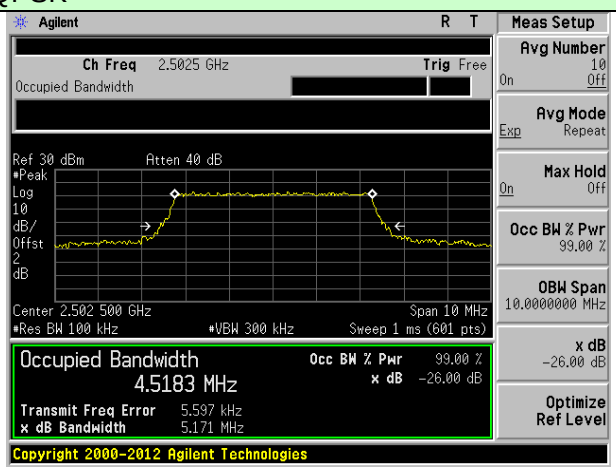

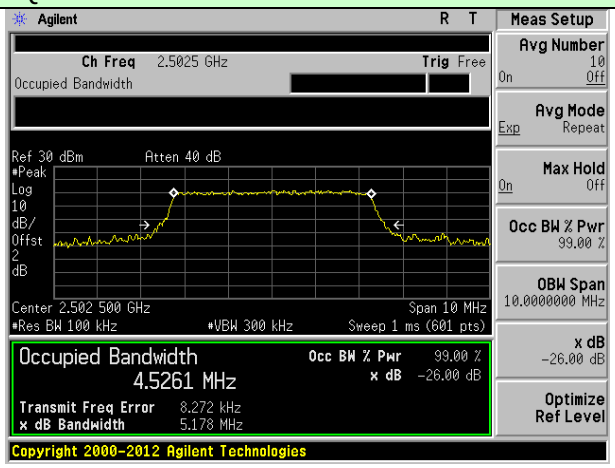

Lowest channel

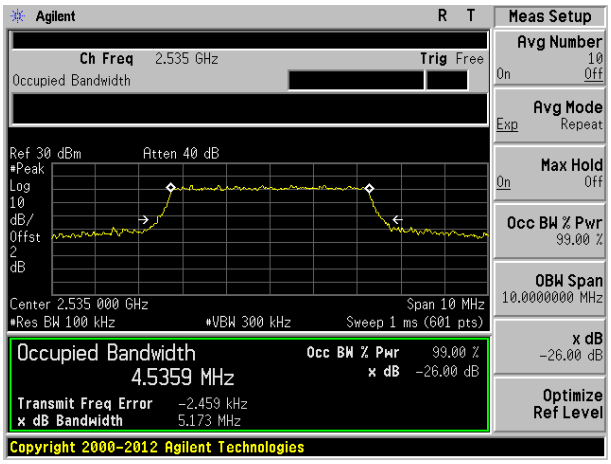

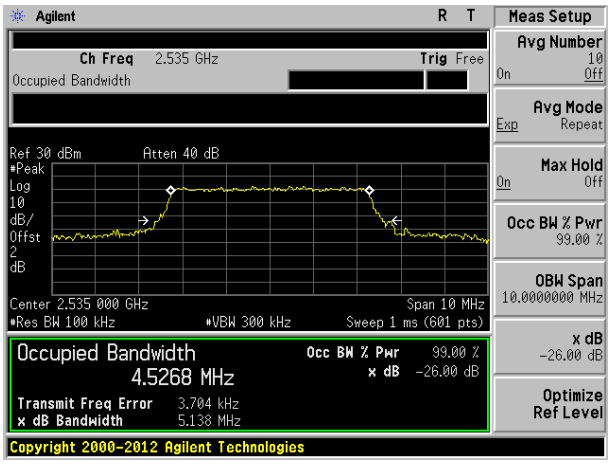

Middle channel

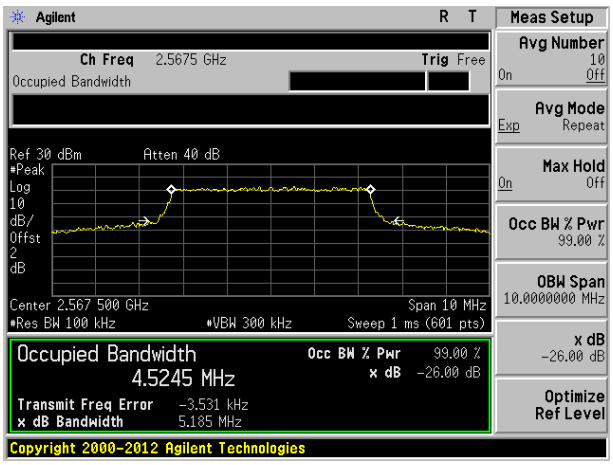

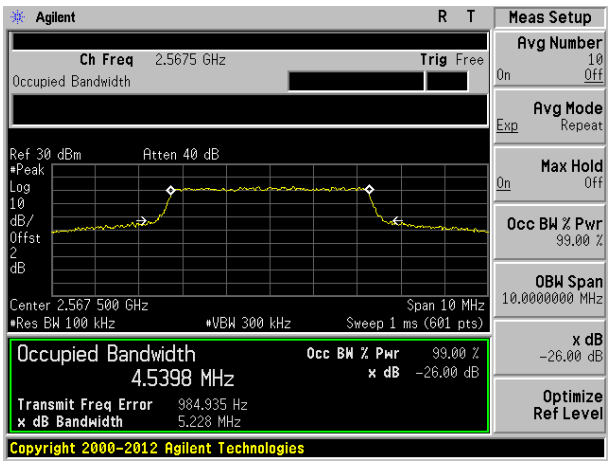

Highest channel

LTE Band 7, 10MHz bandwidth	
QPSK	16QAM

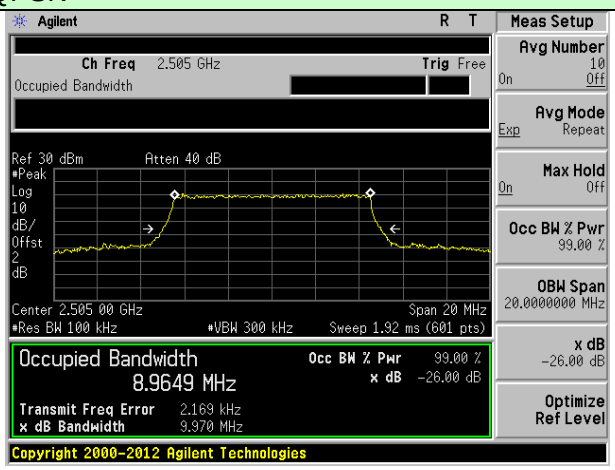

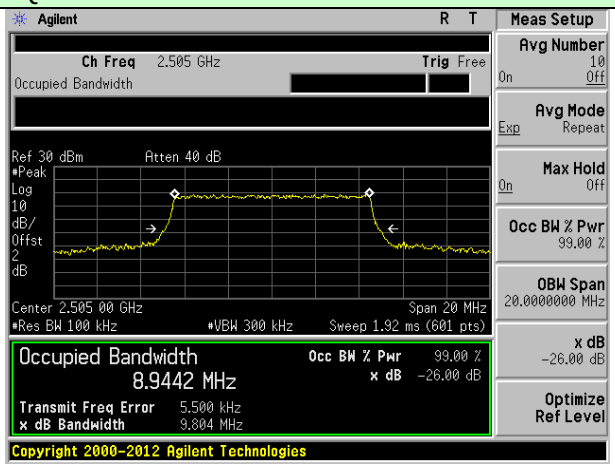

Lowest channel

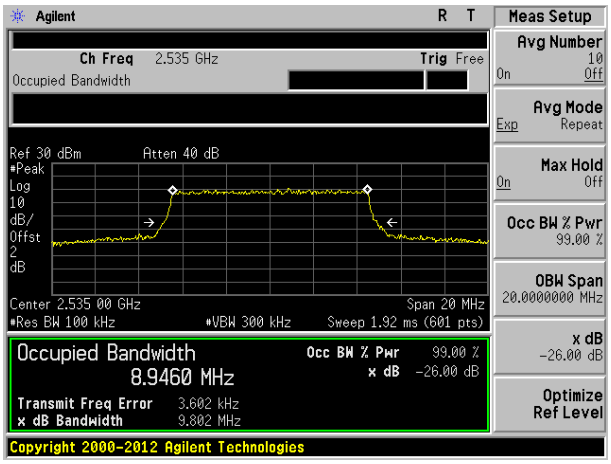

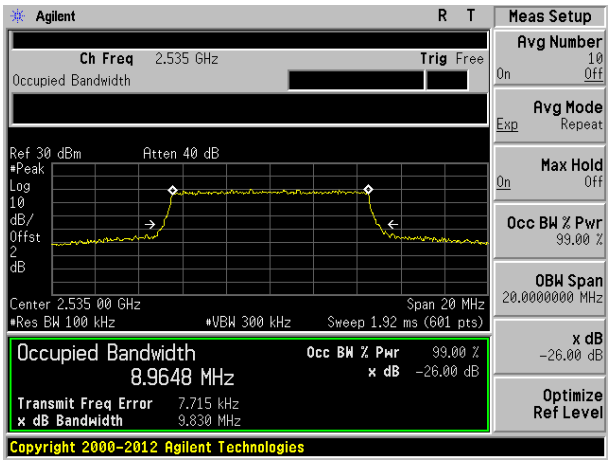

Middle channel

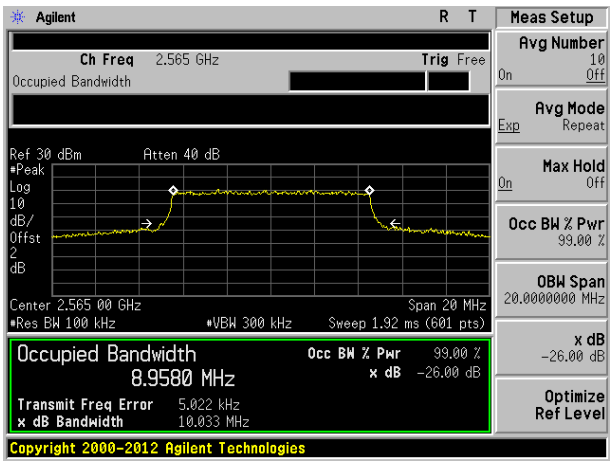

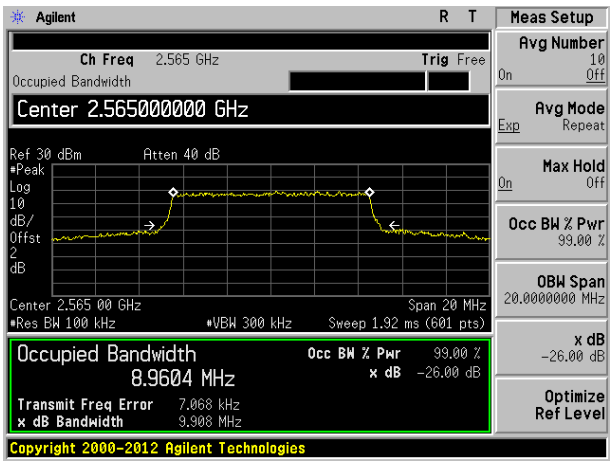

Highest channel

LTE Band 7, 15MHz bandwidth	
QPSK	16QAM

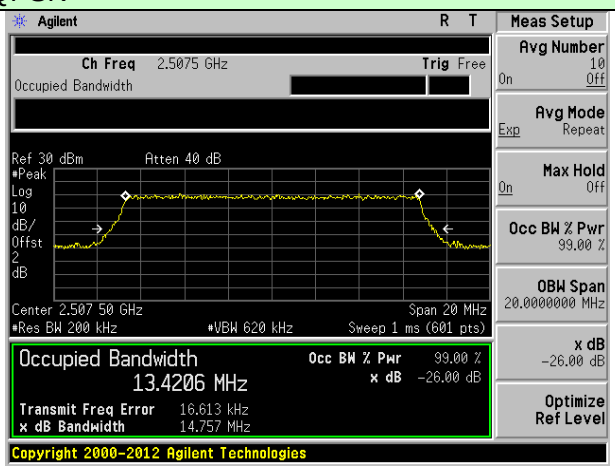

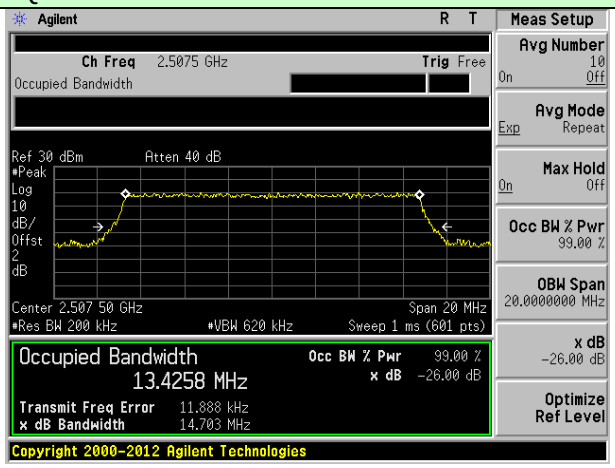

Lowest channel

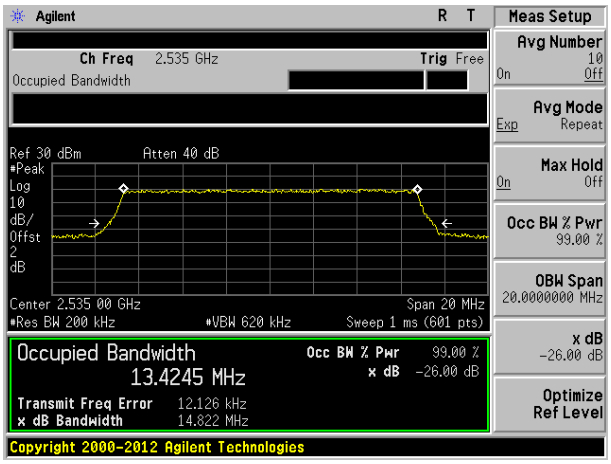

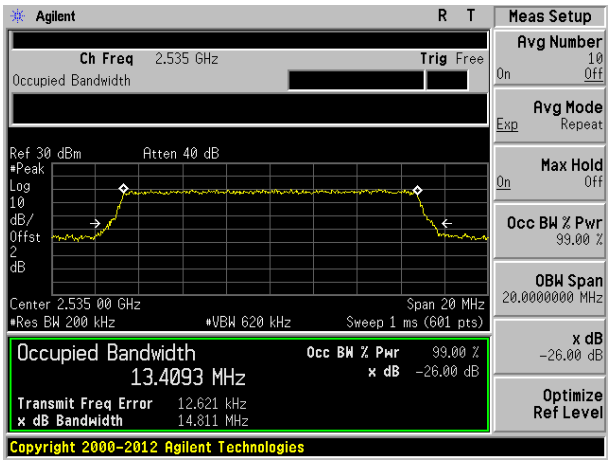

Middle channel

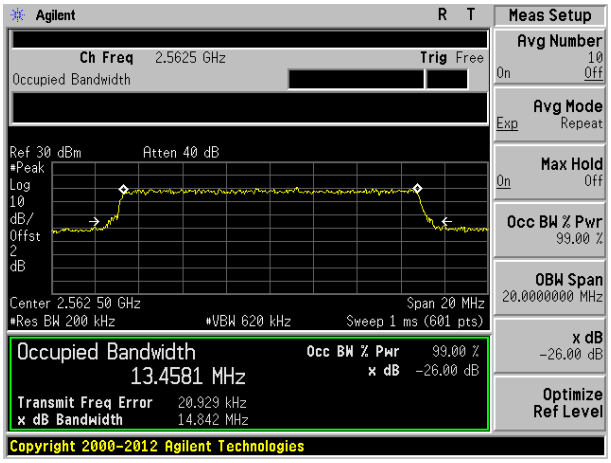

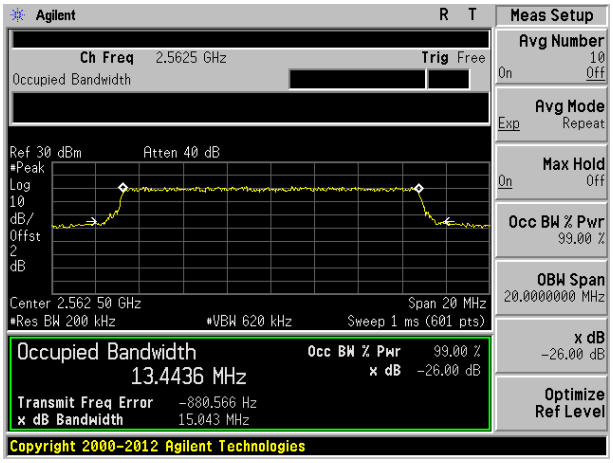

Highest channel

LTE Band 7, 20MHz bandwidth	
QPSK	16QAM

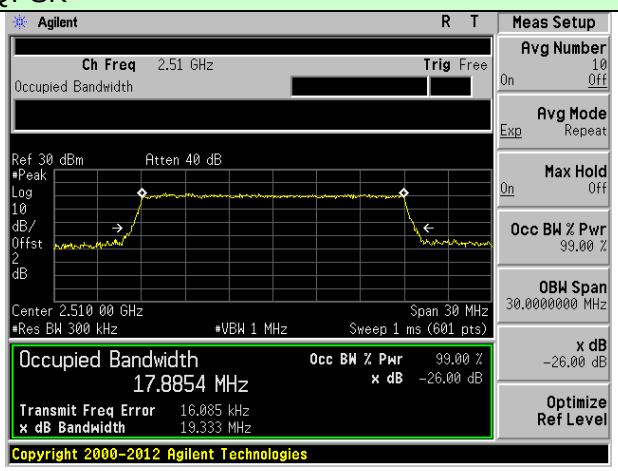

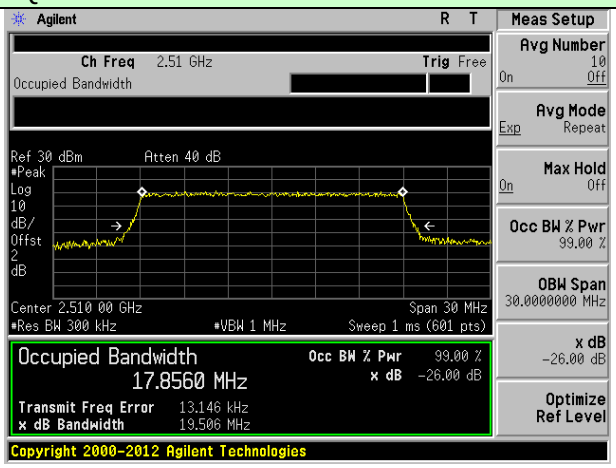

Lowest channel

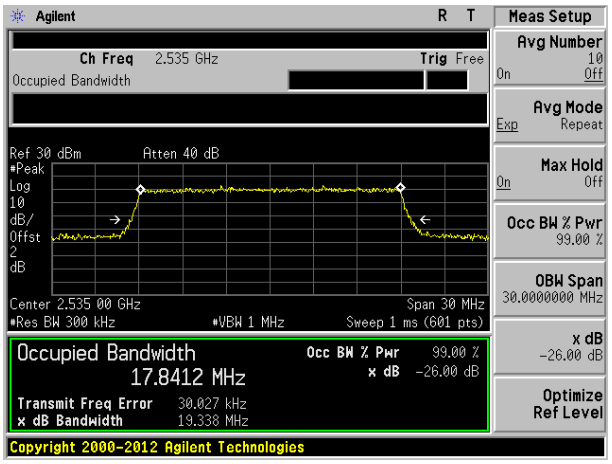

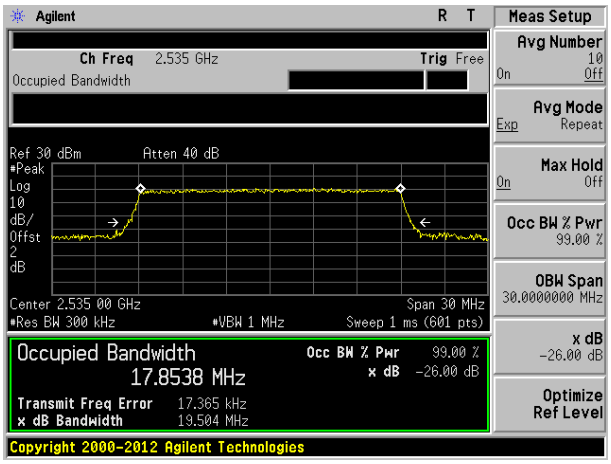

Middle channel

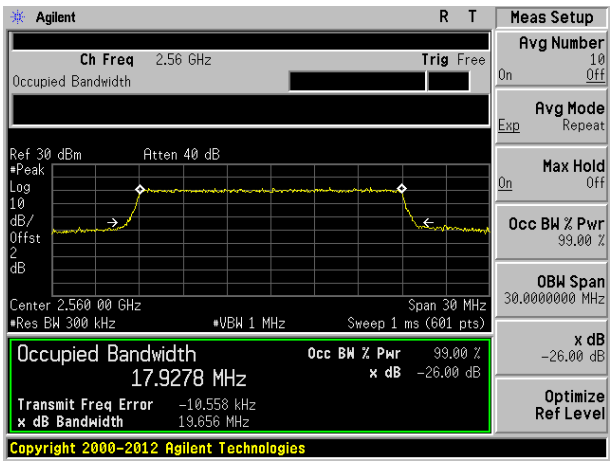

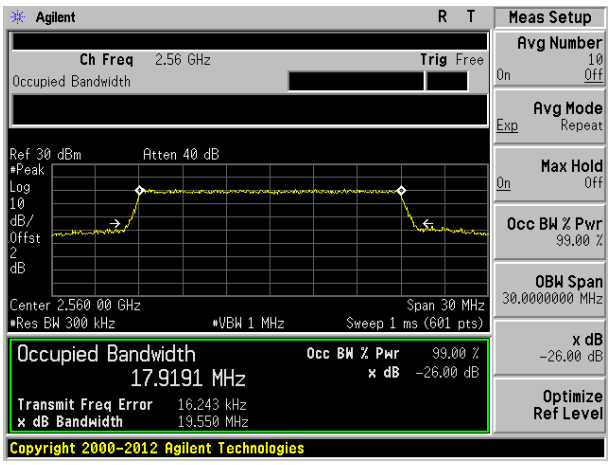

Highest channel

LTE Band 66, 1.4MHz bandwidth	
QPSK	16QAM

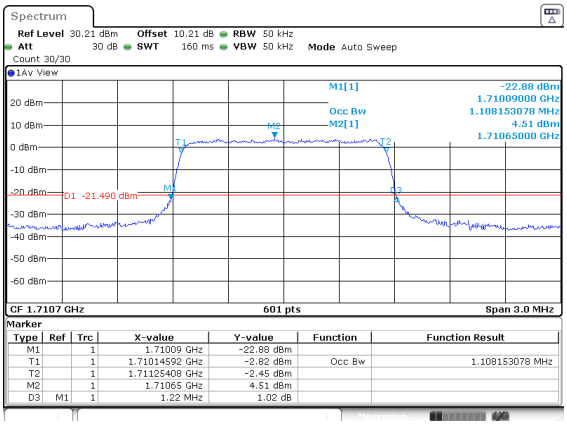

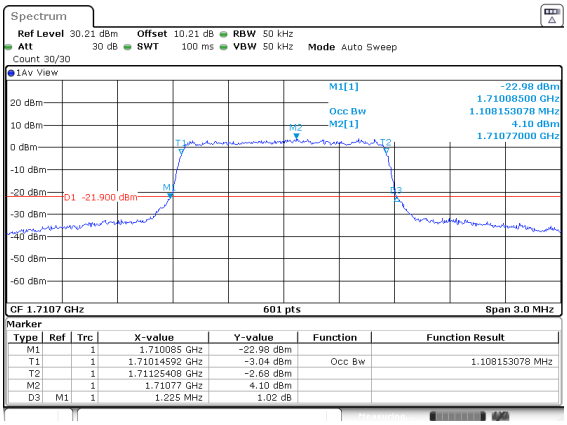

Lowest channel

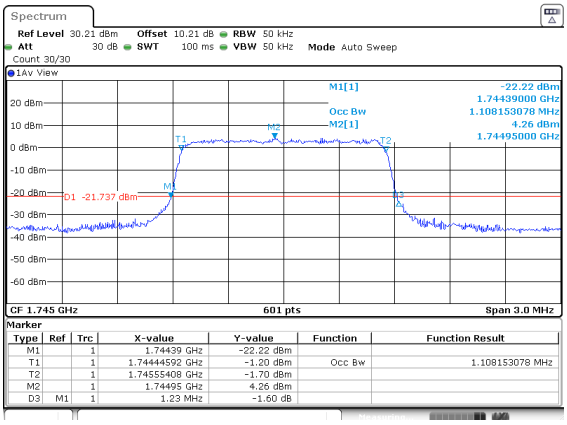

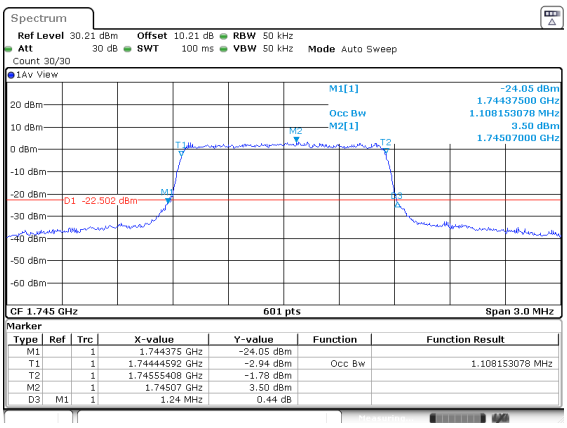

Middle channel

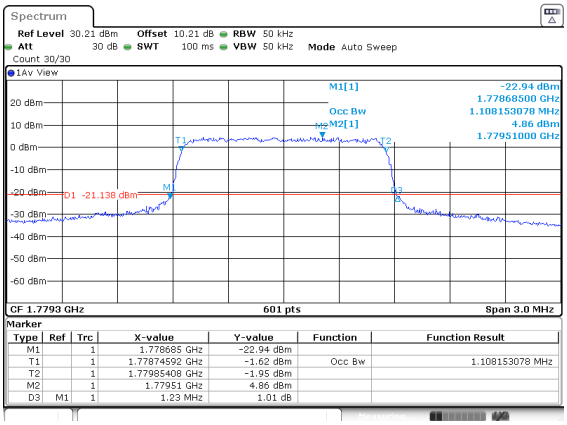

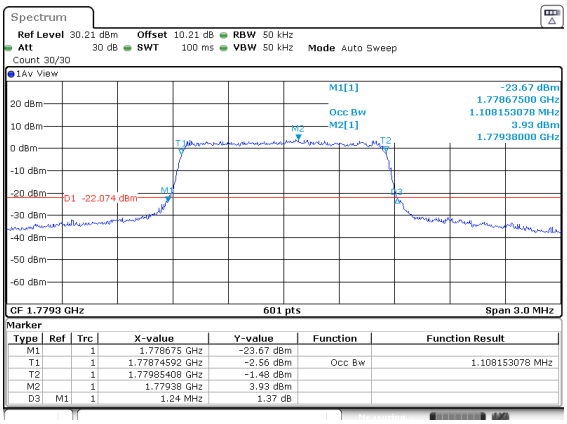

Highest channel

LTE Band 66, 3MHz bandwidth	
QPSK	16QAM

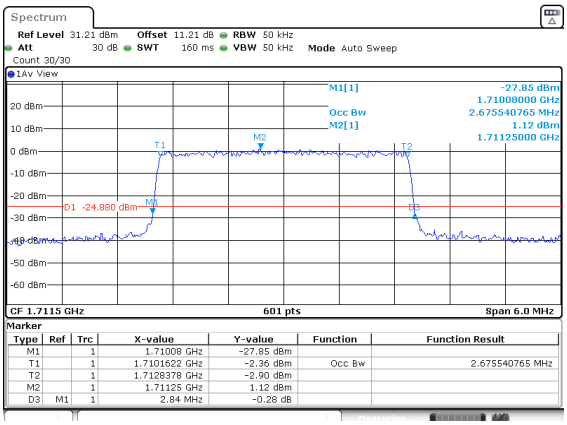

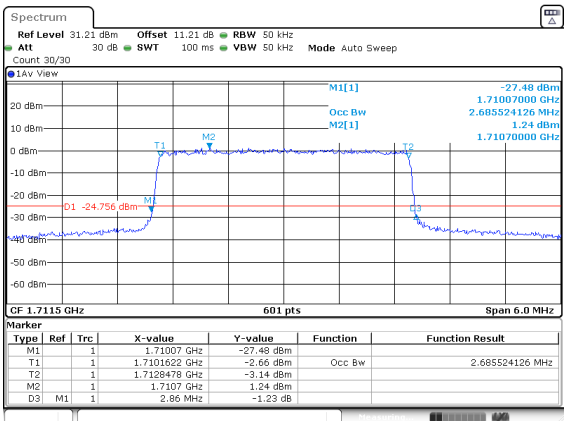

Lowest channel

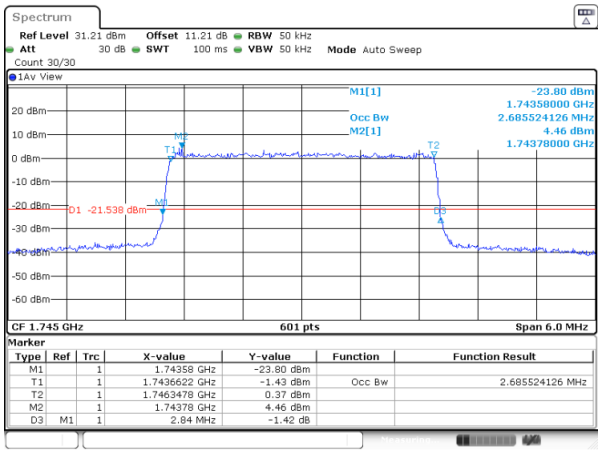

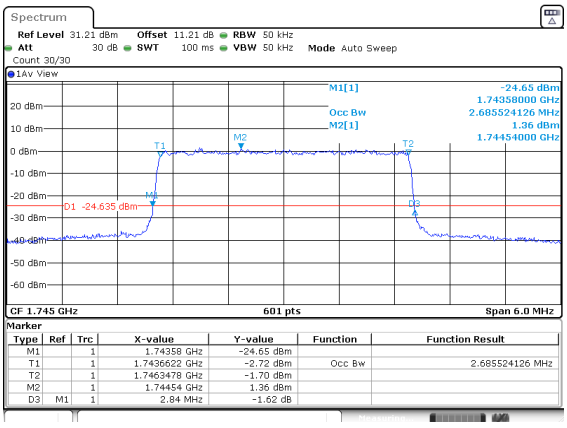

Middle channel

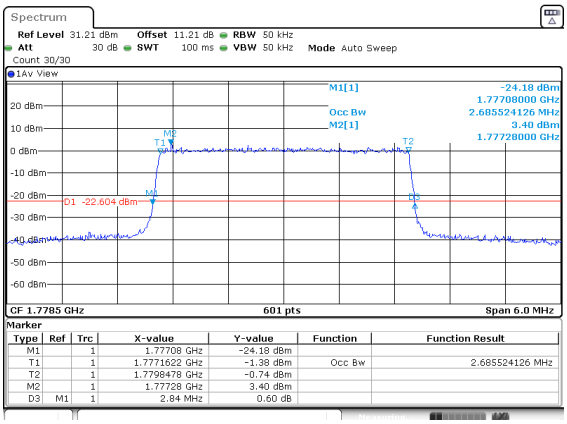

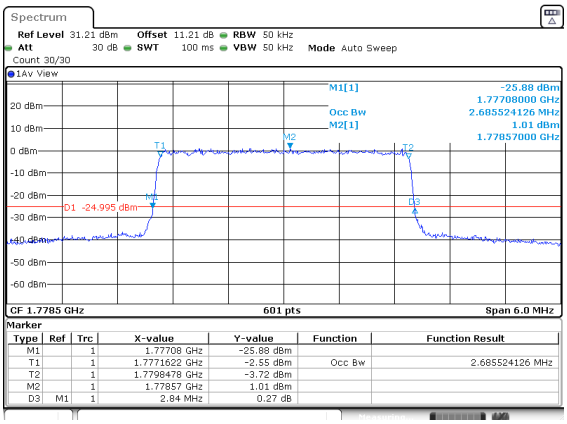

Highest channel

LTE Band 66, 5MHz bandwidth	
QPSK	16QAM

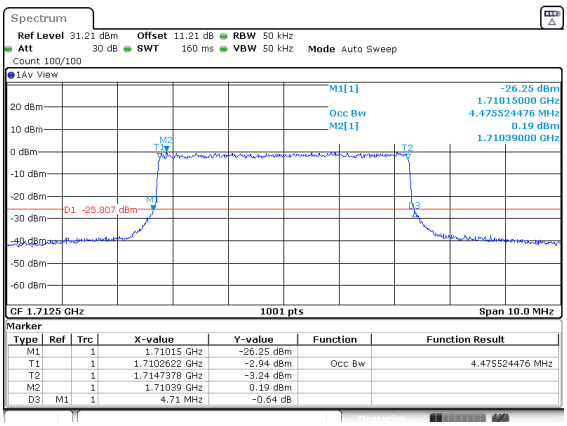

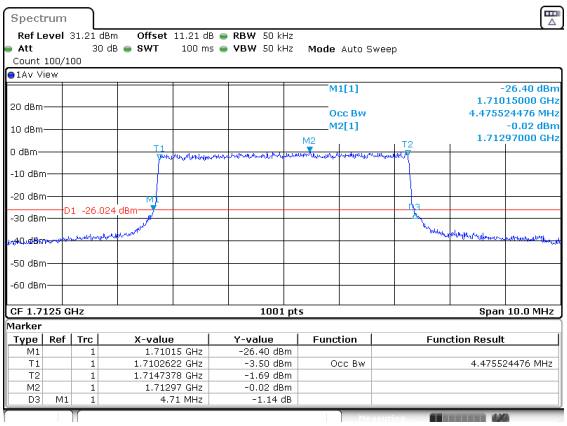

Lowest channel

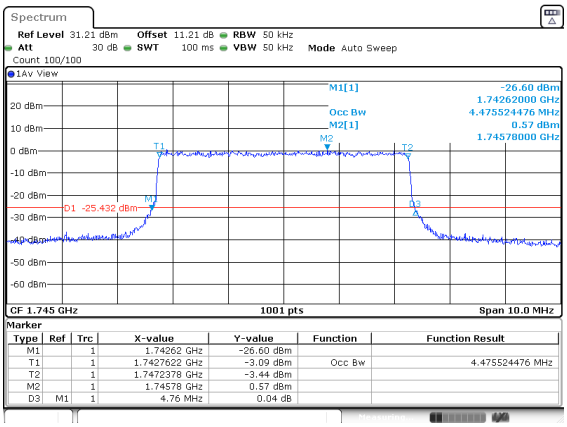

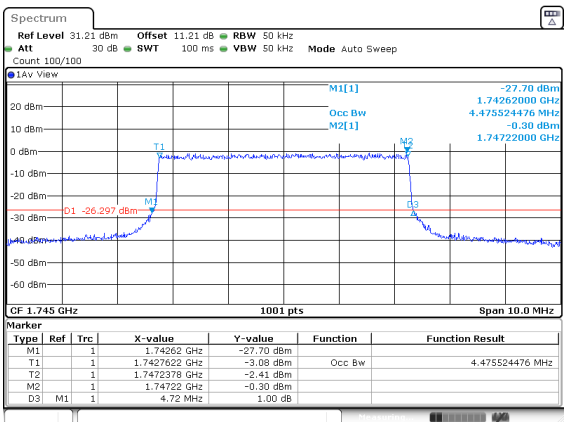

Middle channel

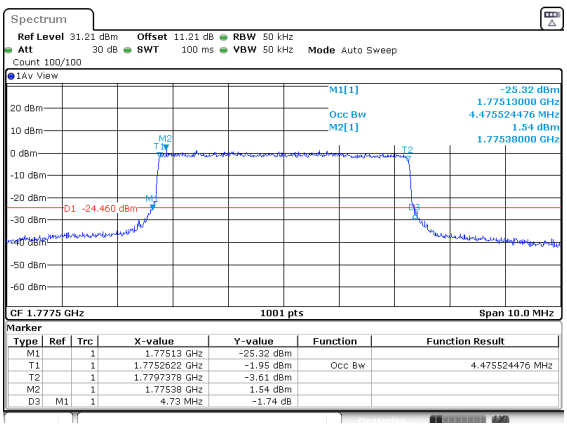

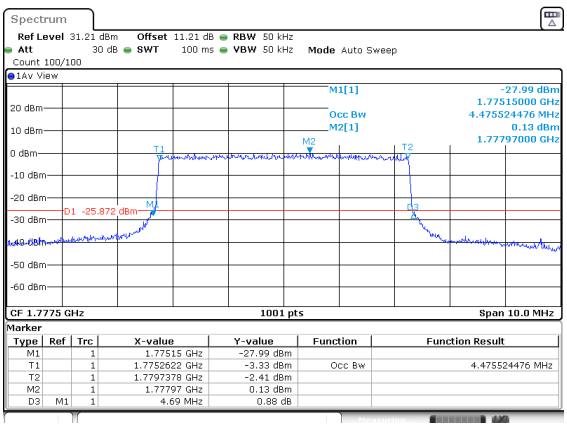

Highest channel

LTE Band 66, 10MHz bandwidth	
QPSK	16QAM

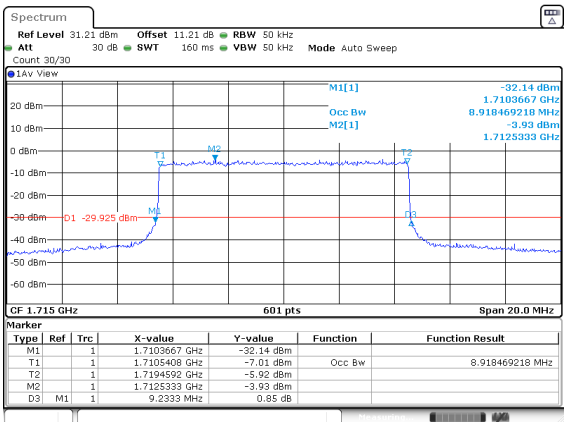

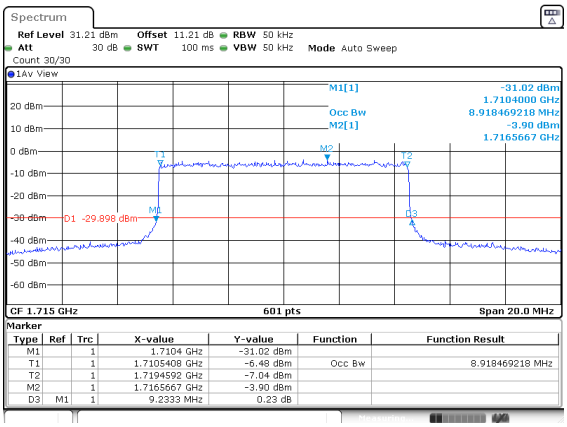

Lowest channel

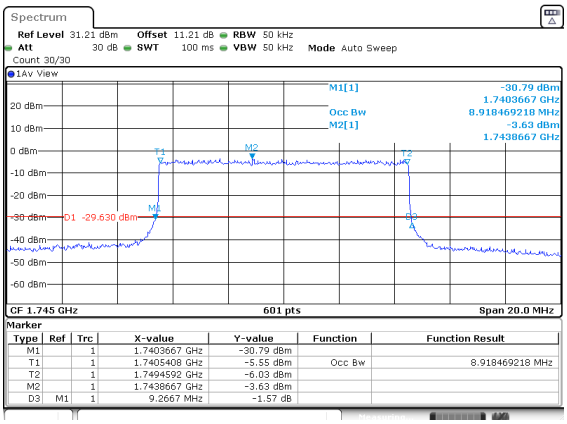

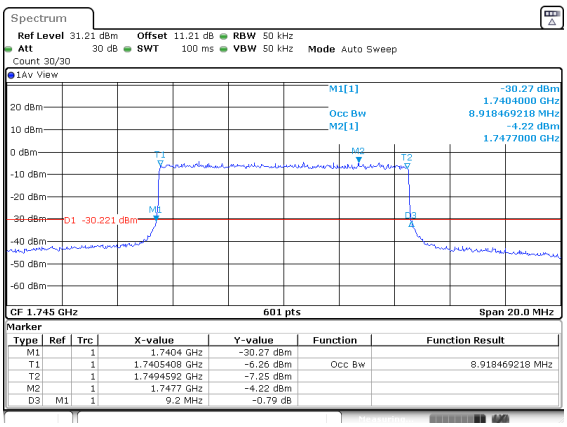

Middle channel

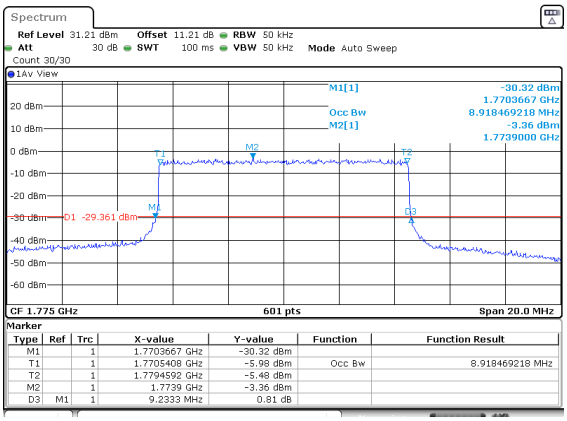

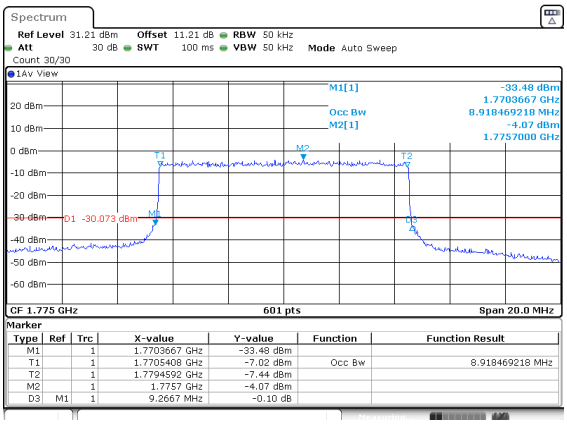

Highest channel

LTE Band 66, 15MHz bandwidth	
QPSK	16QAM

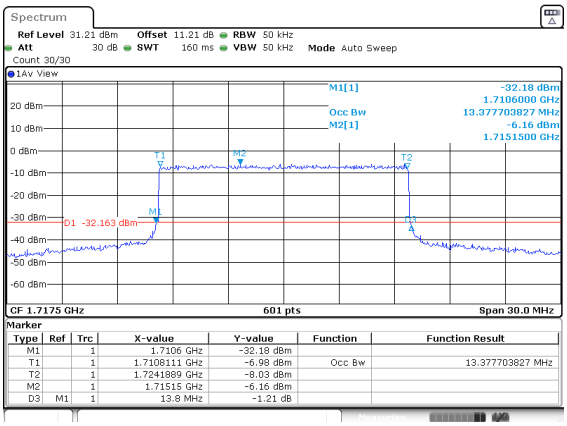

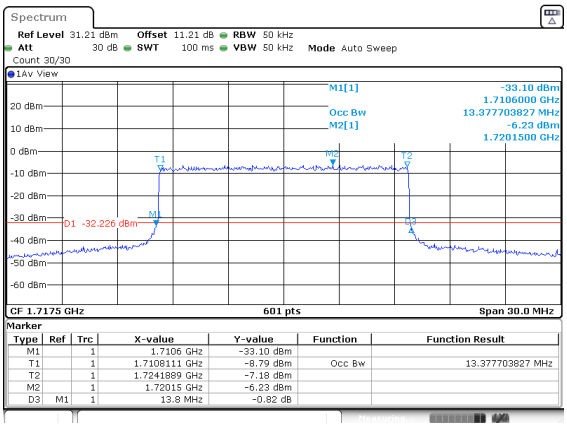

Lowest channel

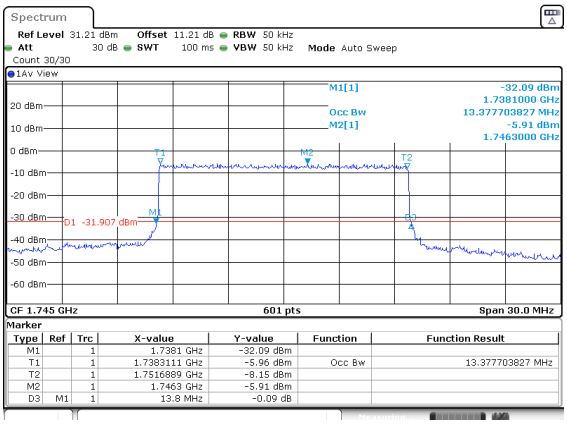

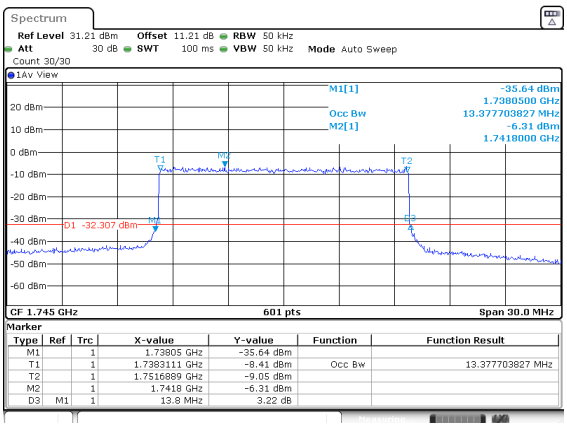

Middle channel

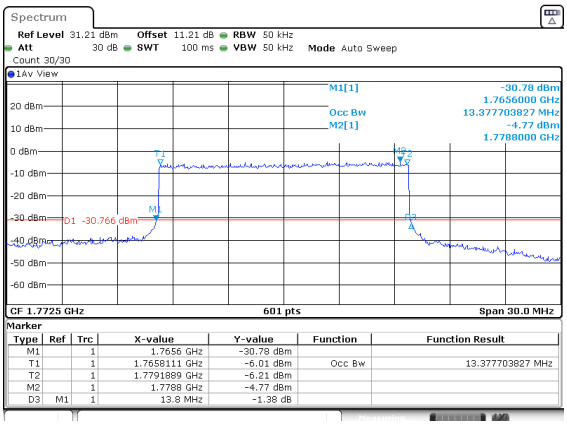

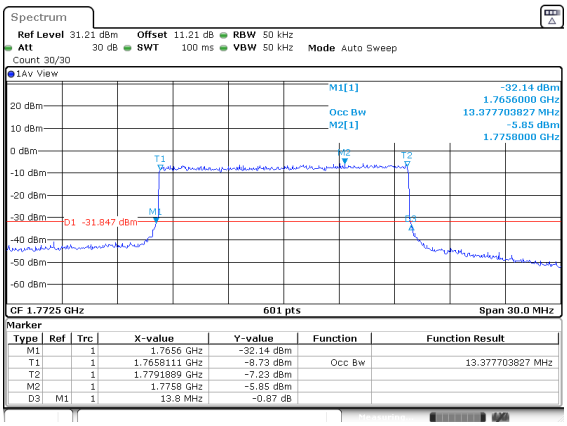

Highest channel

LTE Band 66, 20MHz bandwidth	
QPSK	16QAM

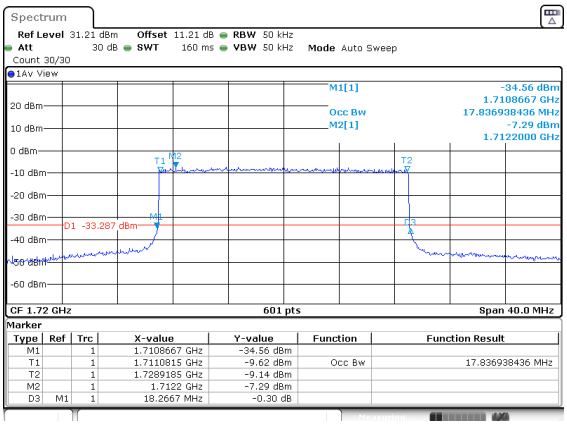

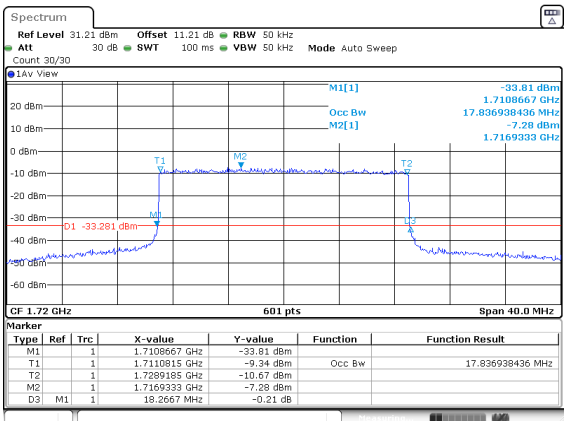

Lowest channel

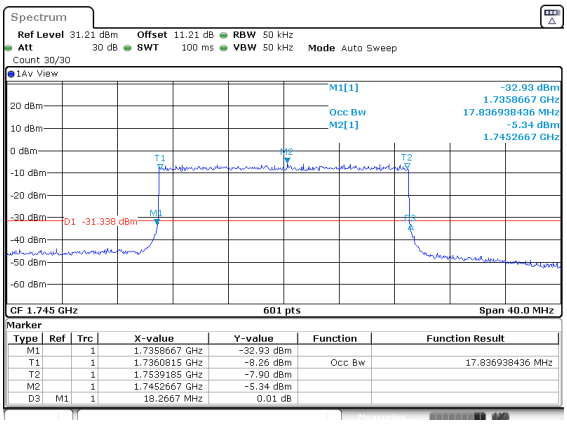

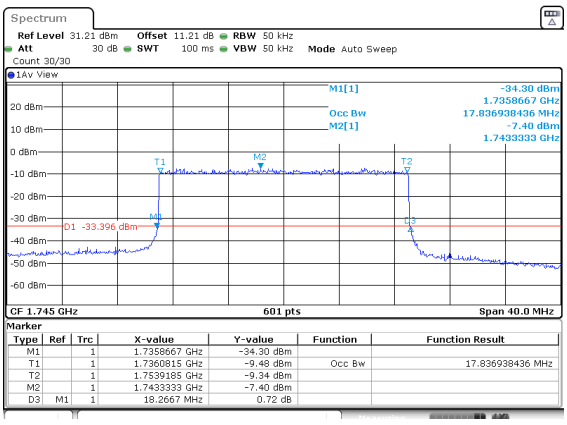

Middle channel

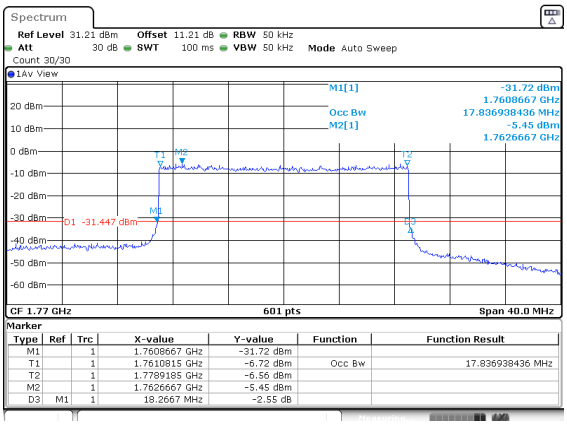

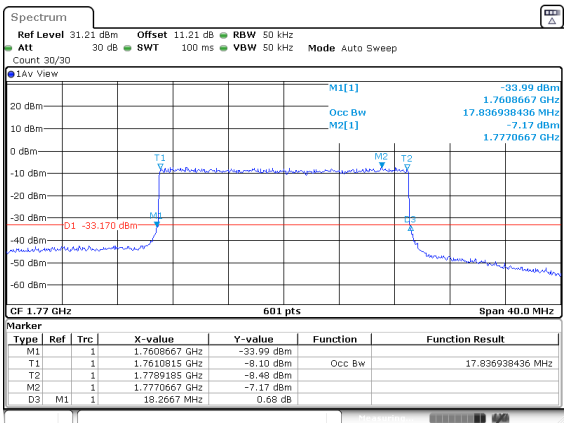

Highest channel

7.6 MODULATION CHARACTERISTIC

According to FCC § 2.1047(d), Part 27 there is no specific requirement for digital modulation, therefore modulation characteristic is not presented.

7.7 Out of band emission at antenna terminals

Test Requirement:	Part 24.238 (a); FCC Part 27.53(h)/(g)
Test Method:	FCC part2.1051
Limit:	Band 4/5/7/66: -13dBm Band 7: -25dBm
Test setup:	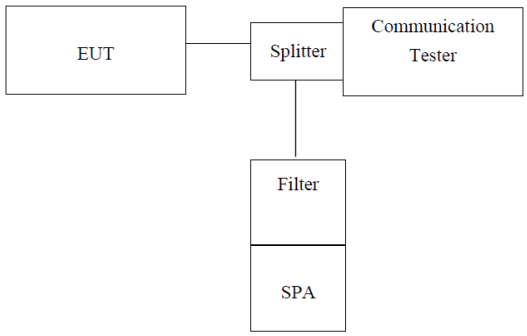 ***Note:*** *Measurement setup for testing on Antenna connector*
Test Procedure:	1 The RF output of the transceiver was connected to a spectrum analyzer through appropriate attenuation. 2 The resolution bandwidth of the spectrum analyzer was set at 1MHz, sufficient scans were taken to show the out of band Emissions if any up to 10th harmonic. 3 For the out of band: Set the RBW, VBW = 1MHz, Start=30MHz, Stop= 10th harmonic. 4 Band Edge Requirements: In the 1 MHz bands immediately outside and adjacent to the frequency block, a resolution bandwidth of at least 1 percent of the emission bandwidth of the fundamental emission of the transmitter may be employed to measure the out of band Emissions.
Test Instruments:	Refer to section 6.0 for details
Test mode:	Refer to section 6.1 for details
Test results:	Pass

Remark: Both modulation modes have been tested, showing only the worst QPSK test data.

Test plot as follows:

Test Mode: LTE Band 4	Channel Bandwidth: 1.4MHz

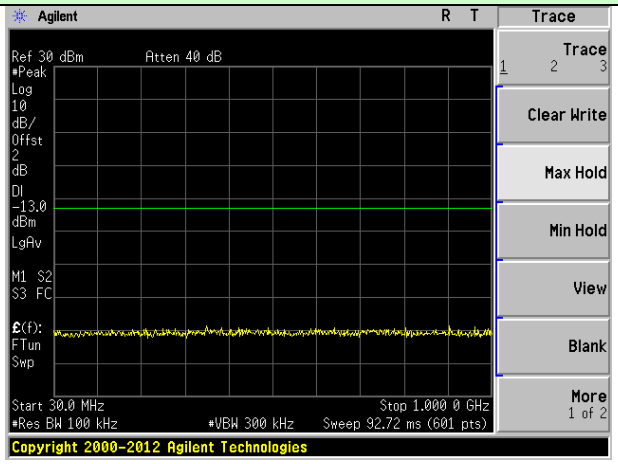

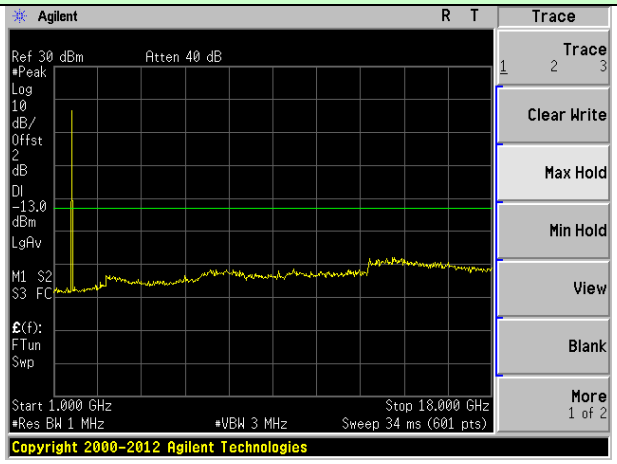

Lowest channel

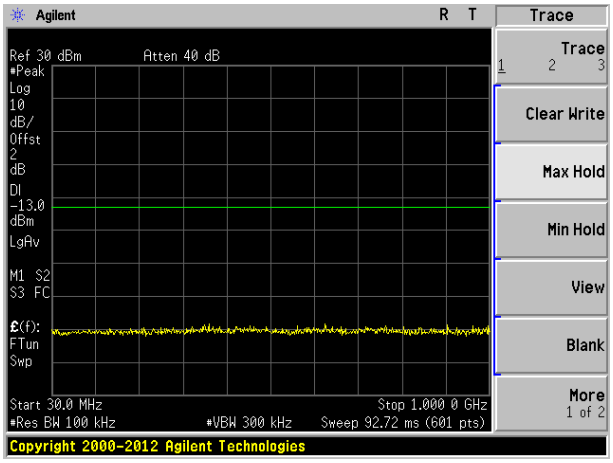

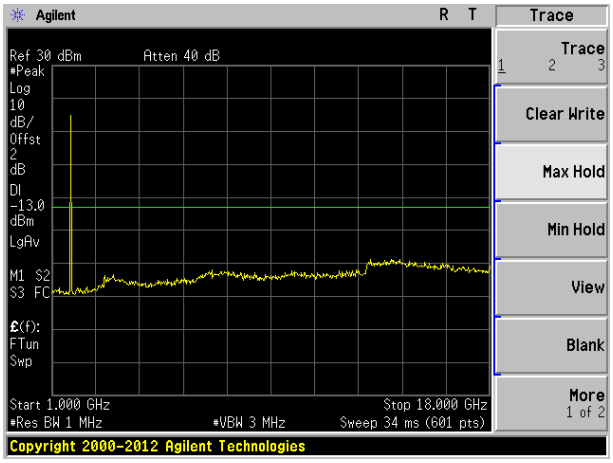

Middle channel

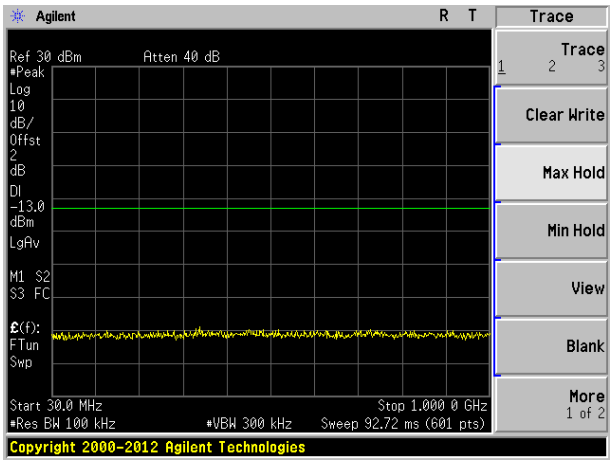

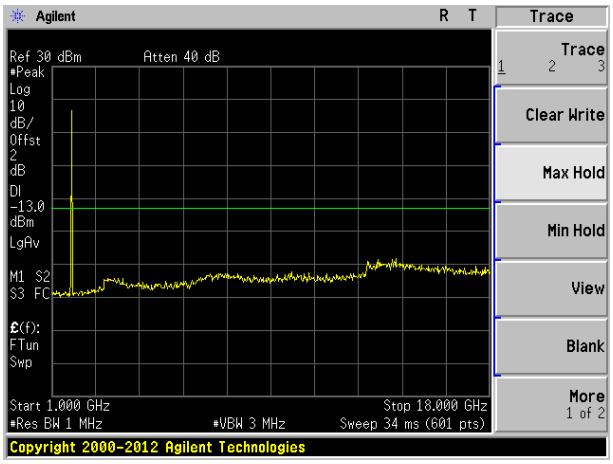

Highest channel

Test Mode: LTE Band 4	Channel Bandwidth: 3MHz

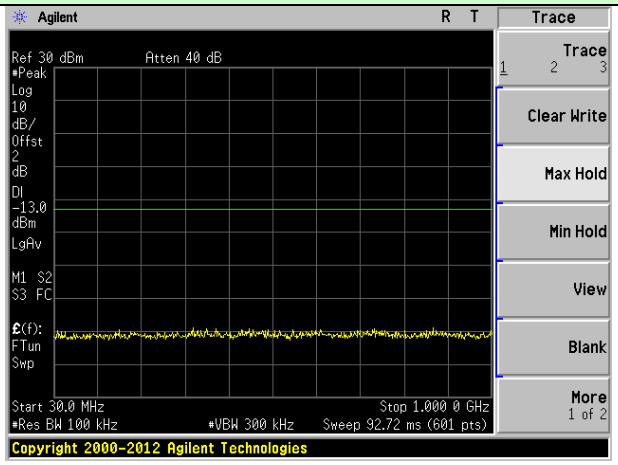

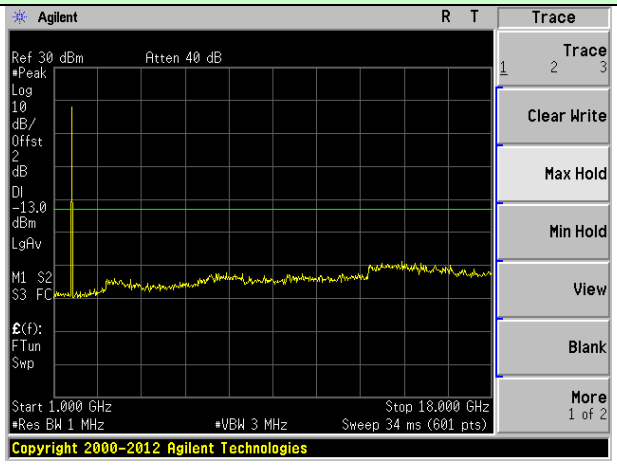

Lowest channel

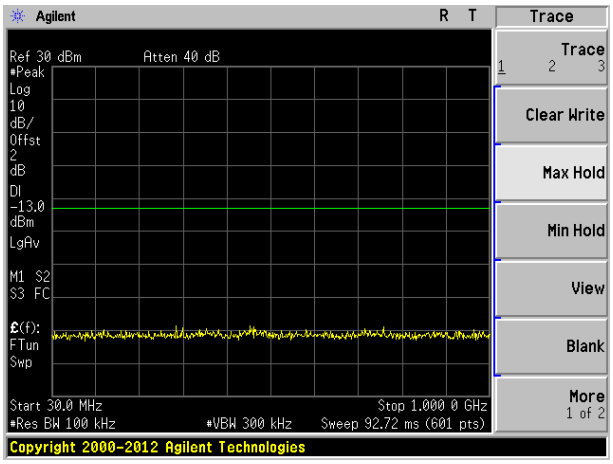

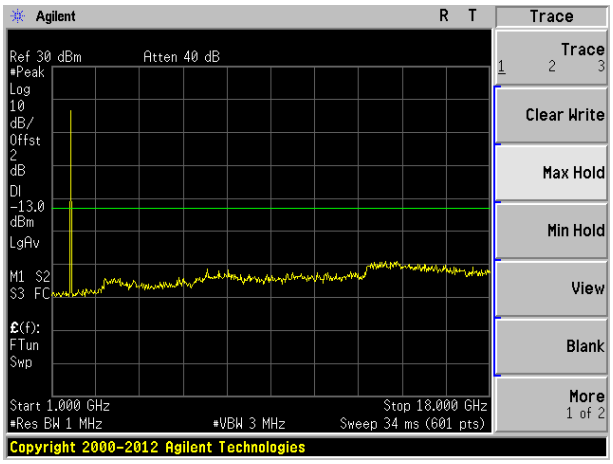

Middle channel

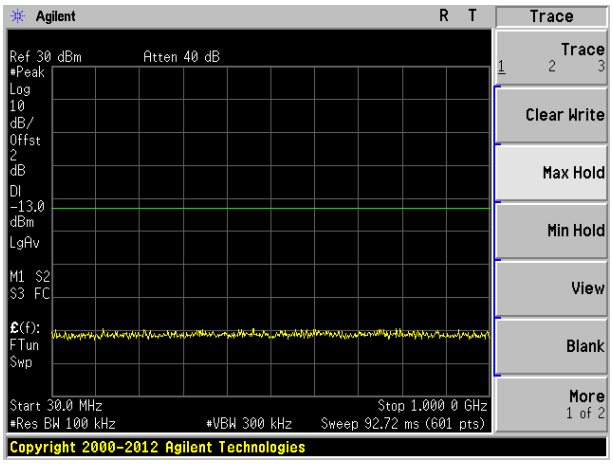

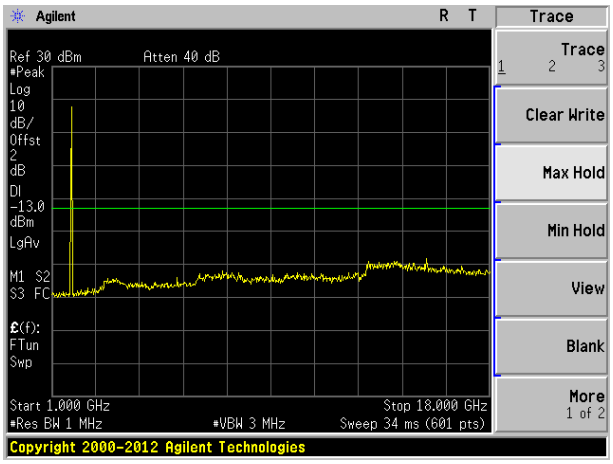

Highest channel

Test Mode: LTE Band 4	Channel Bandwidth: 5MHz

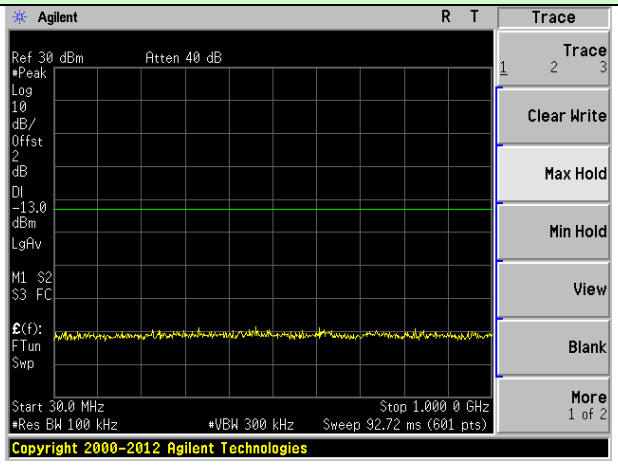

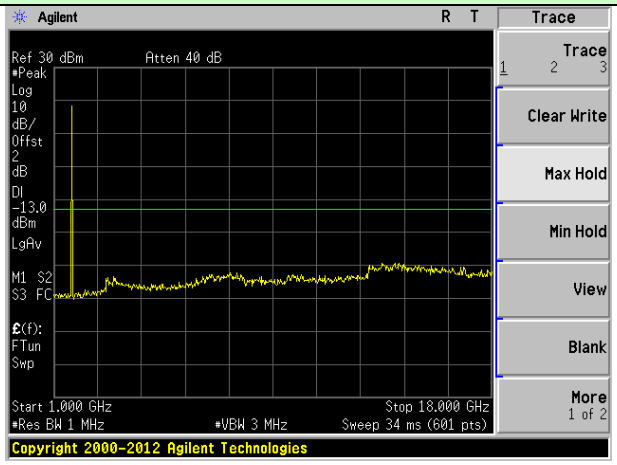

Lowest channel

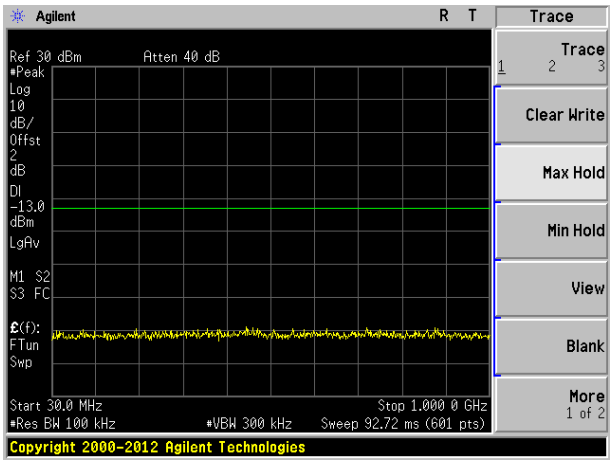

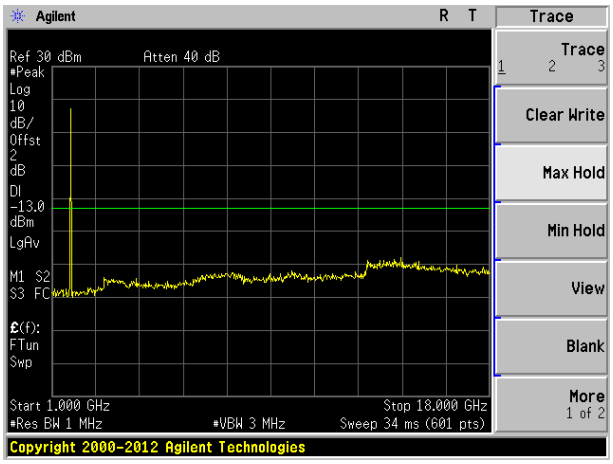

Middle channel

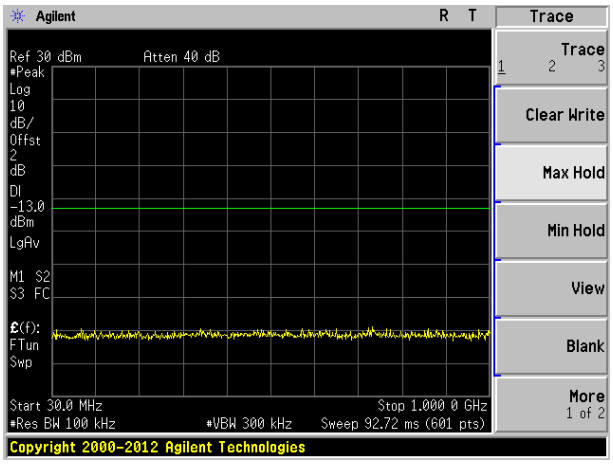

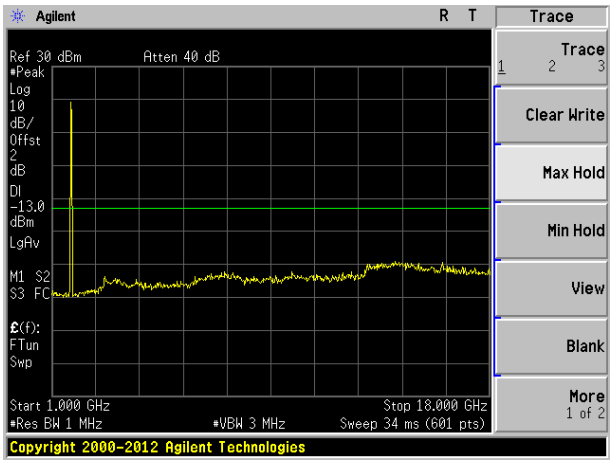

Highest channel

Test Mode: LTE Band 4	Channel Bandwidth: 10MHz

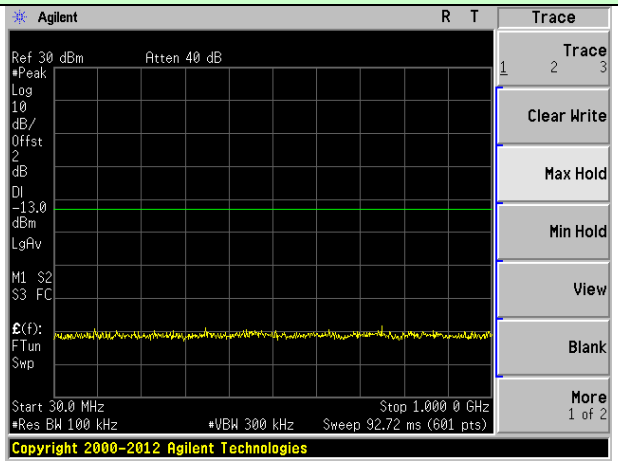

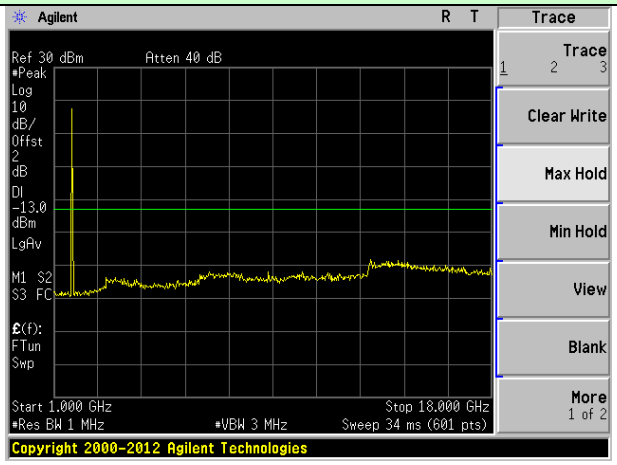

Lowest channel

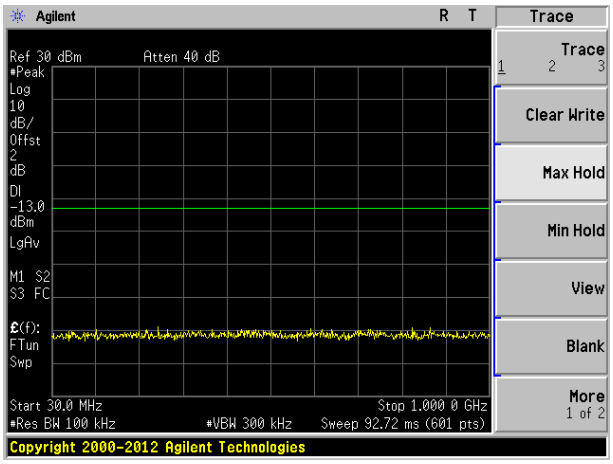

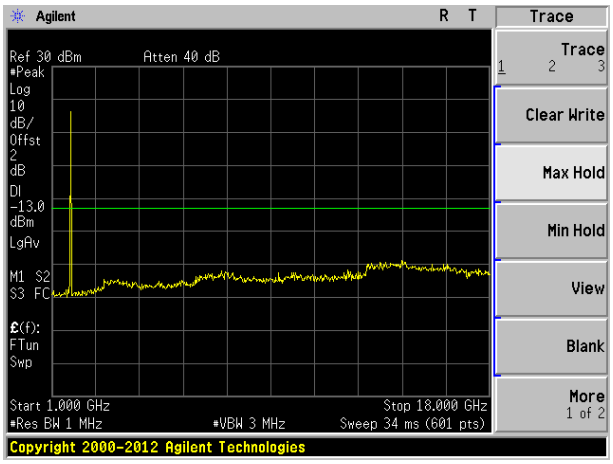

Middle channel

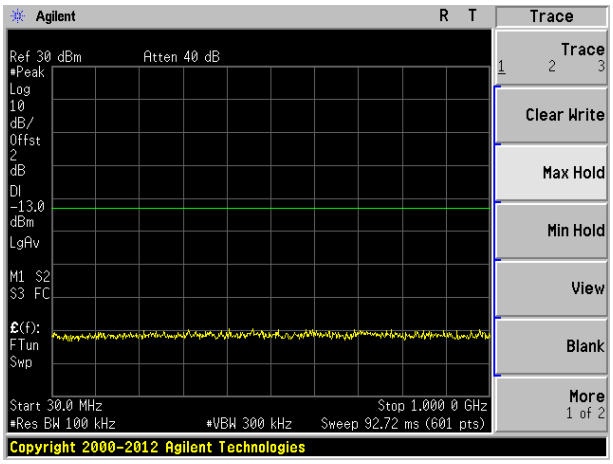

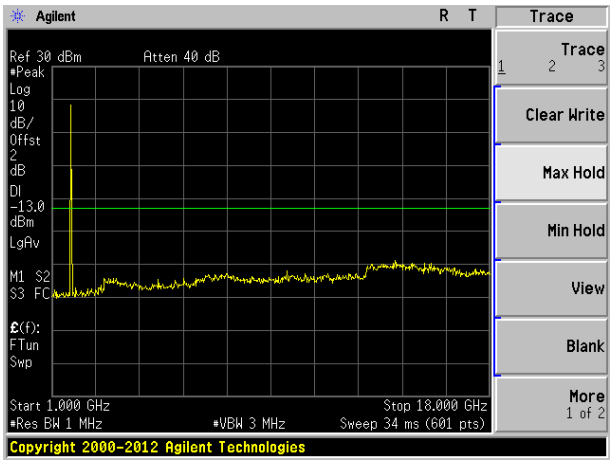

Highest channel

Test Mode: LTE Band 4	Channel Bandwidth: 15MHz

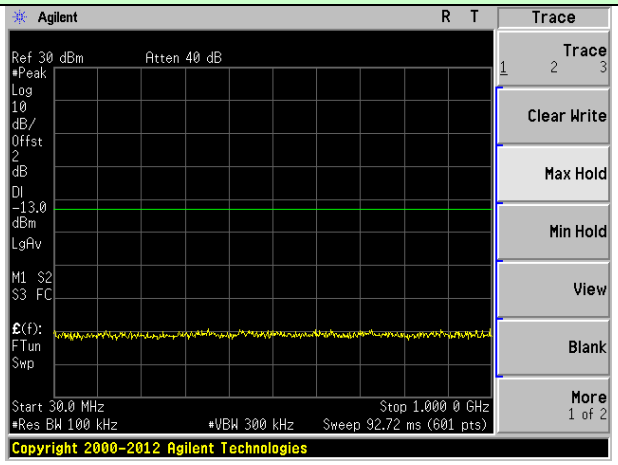

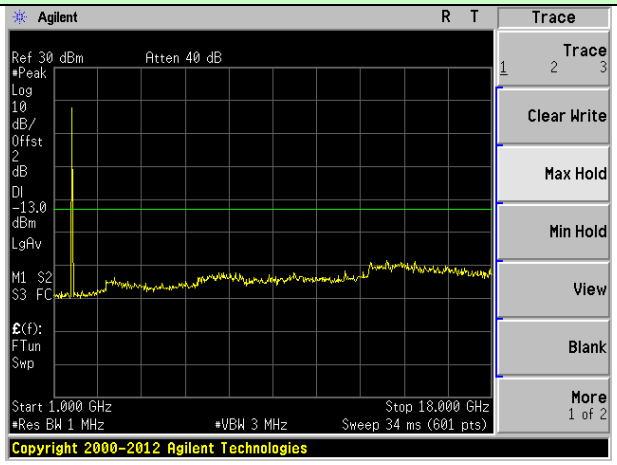

Lowest channel

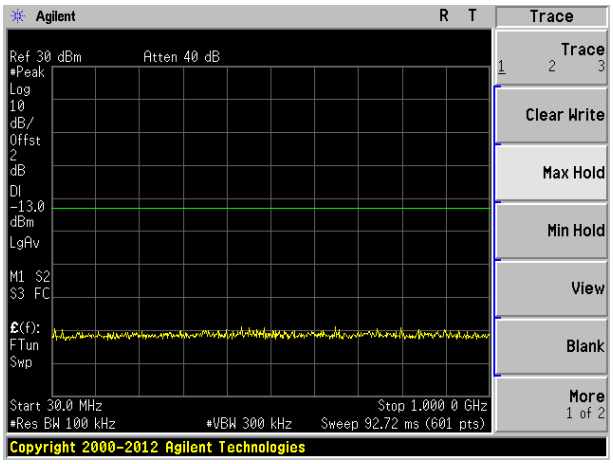

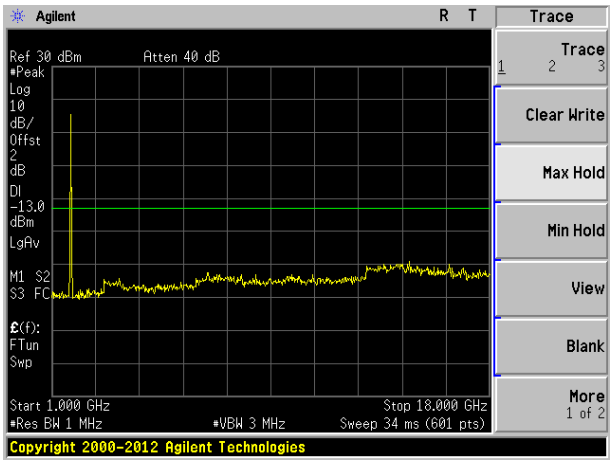

Middle channel

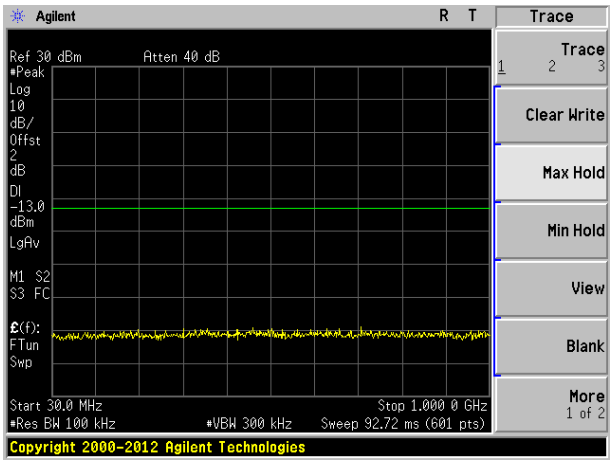

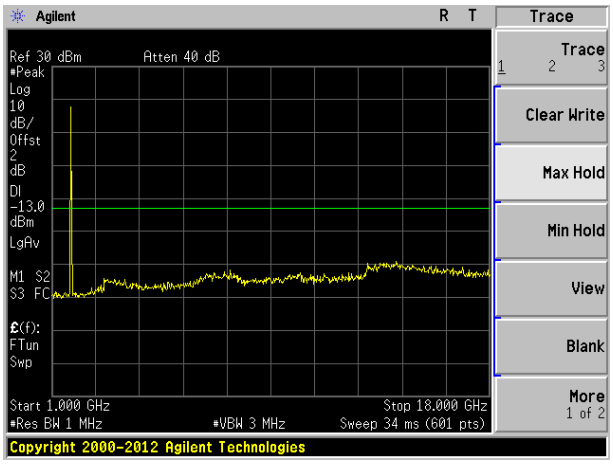

Highest channel

Test Mode: LTE Band 4	Channel Bandwidth: 20MHz

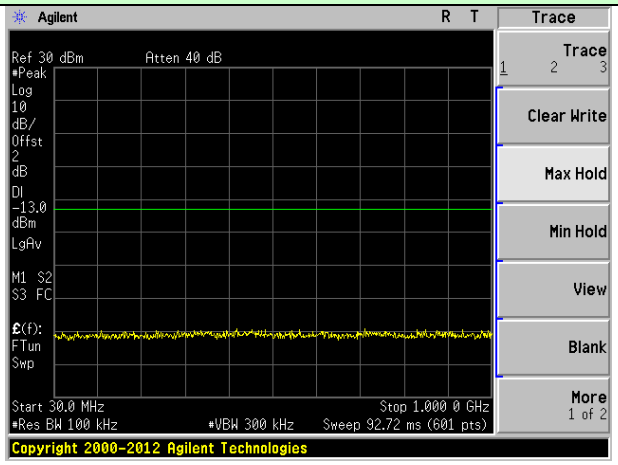

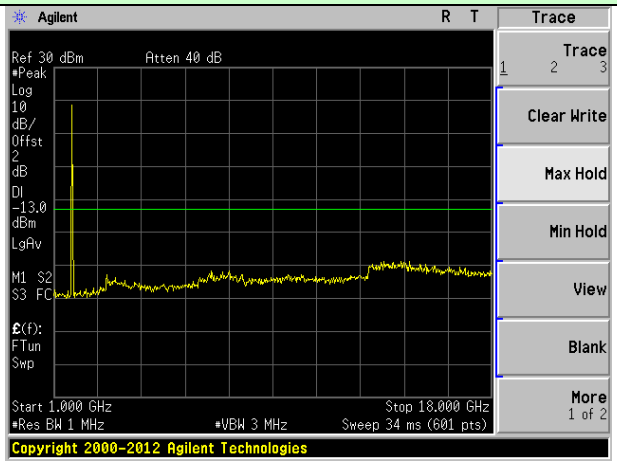

Lowest channel

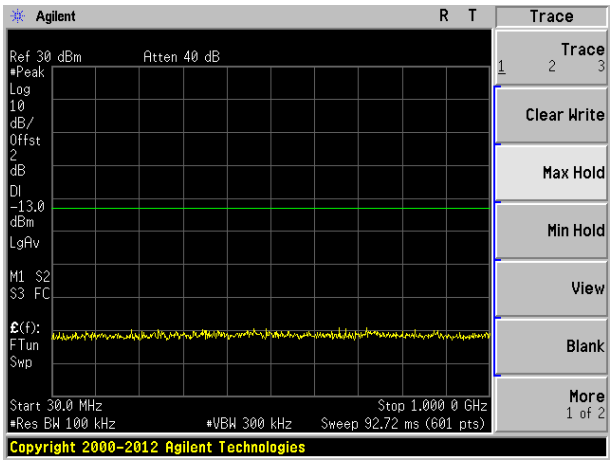

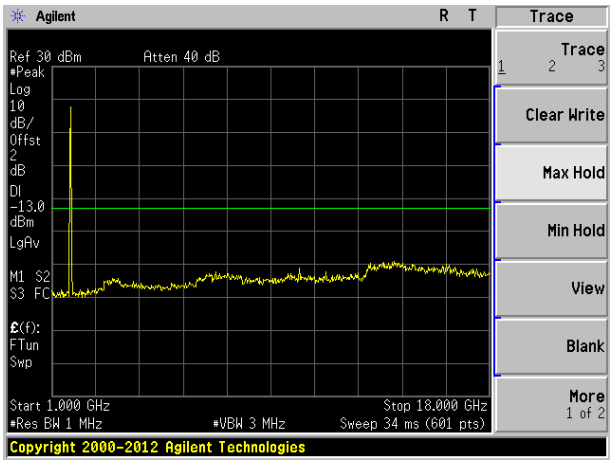

Middle channel

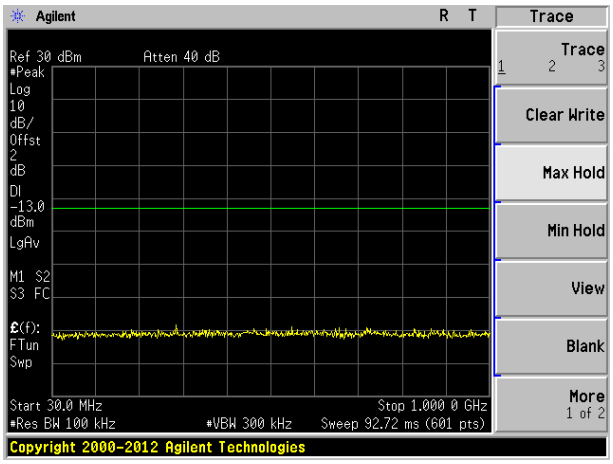

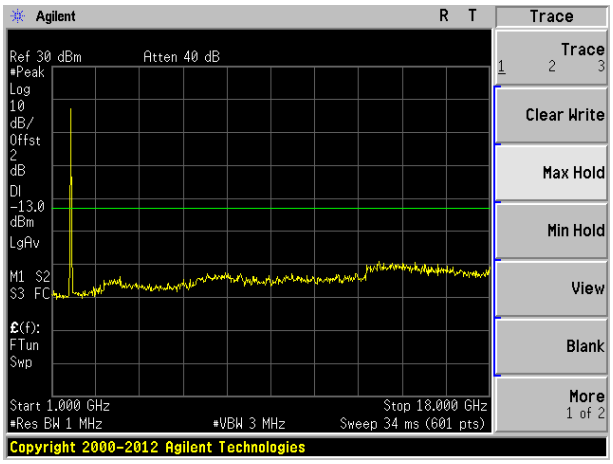

Highest channel

Test Mode: LTE Band 5	Channel Bandwidth: 1.4MHz

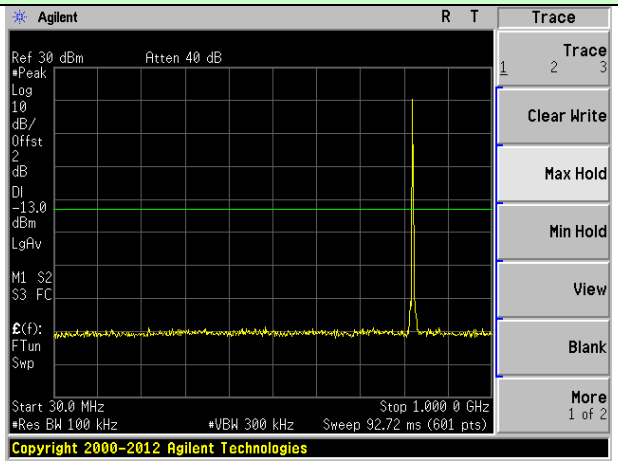

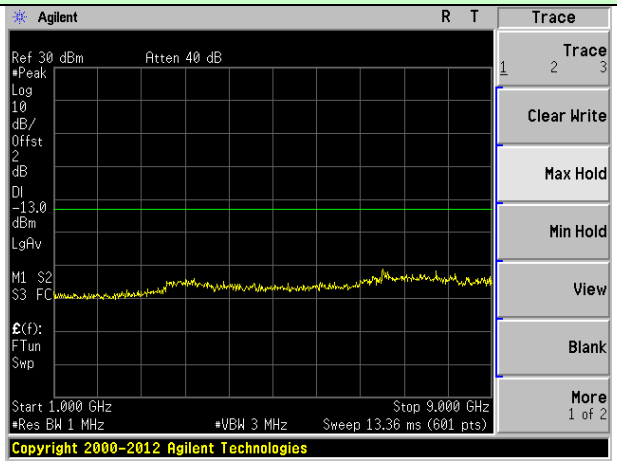

Lowest channel

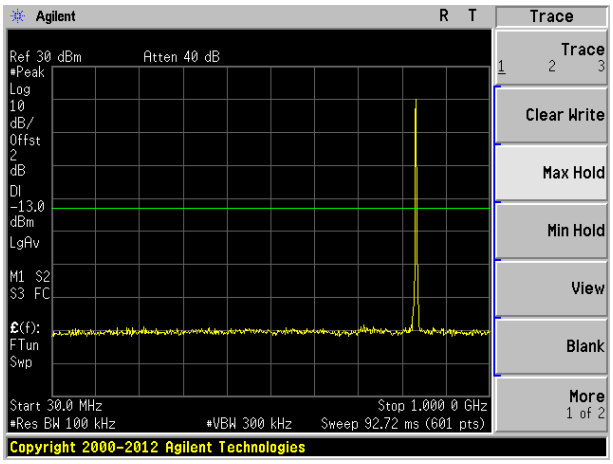

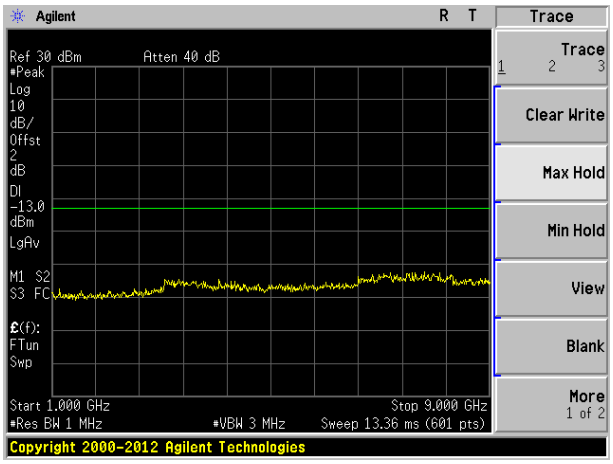

Middle channel

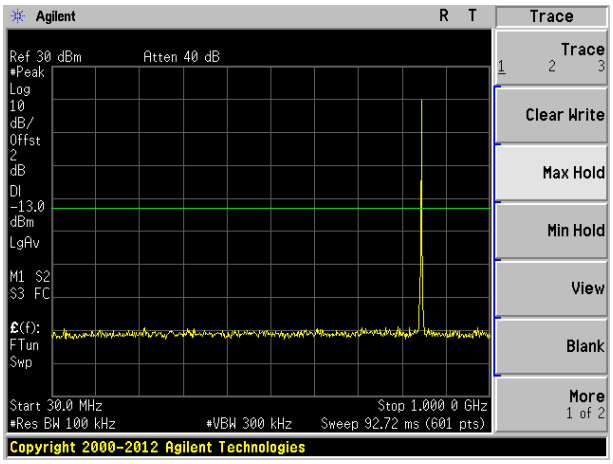

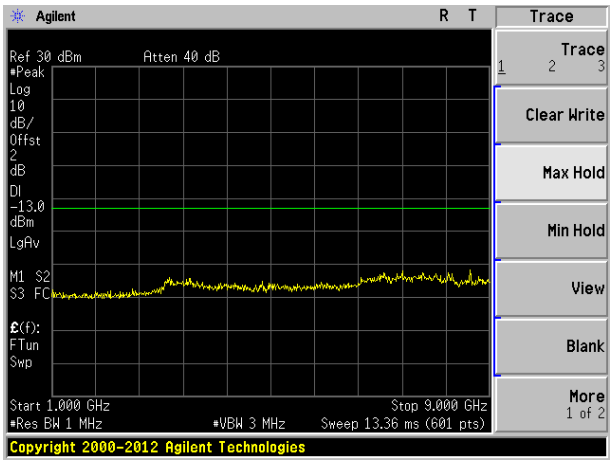

Highest channel

Test Mode: LTE Band 5	Channel Bandwidth: 3MHz

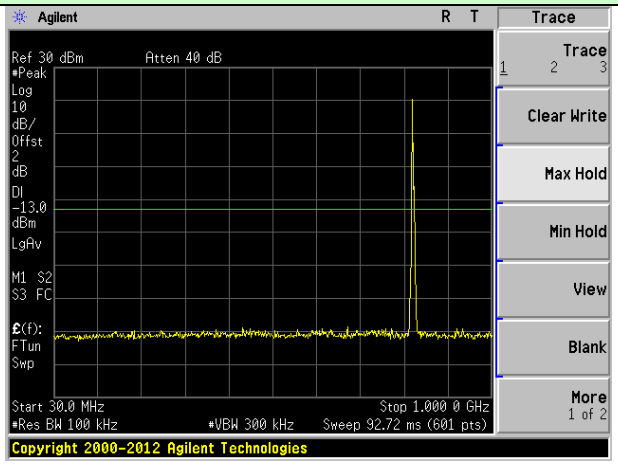

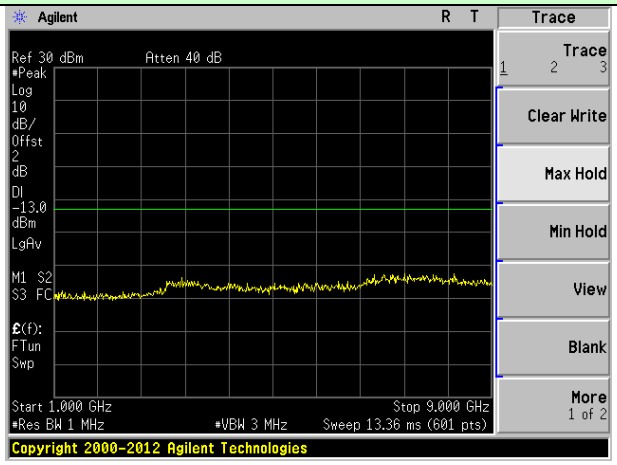

Lowest channel

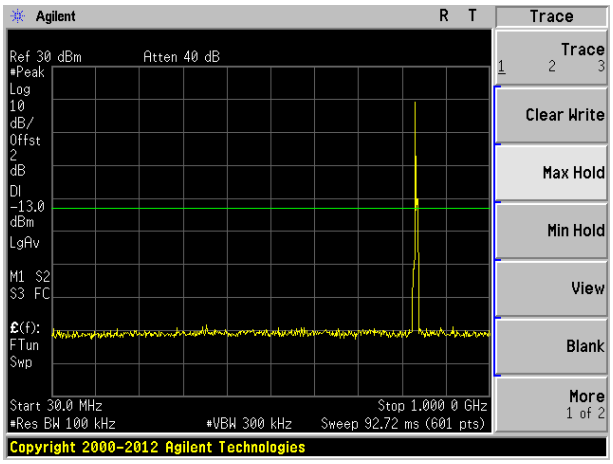

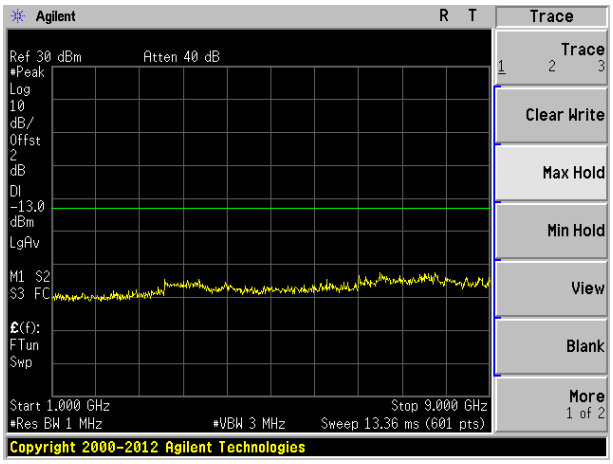

Middle channel

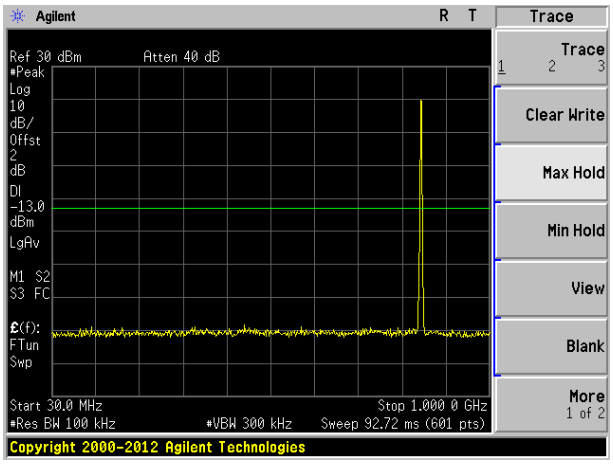

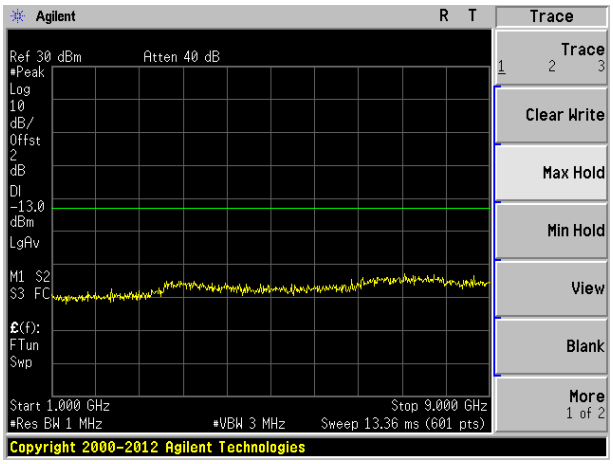

Highest channel

Test Mode: LTE Band 5	Channel Bandwidth: 5MHz

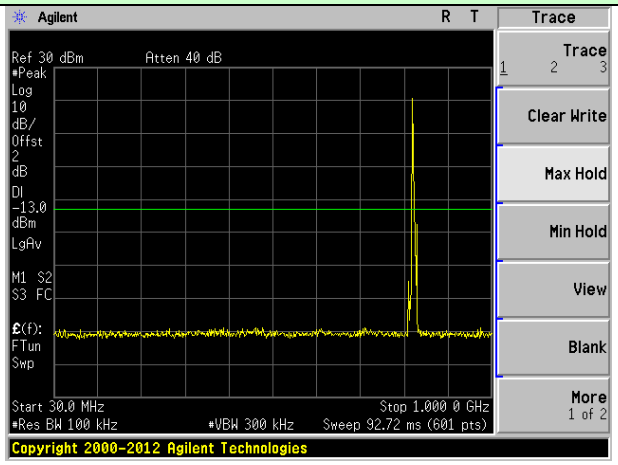

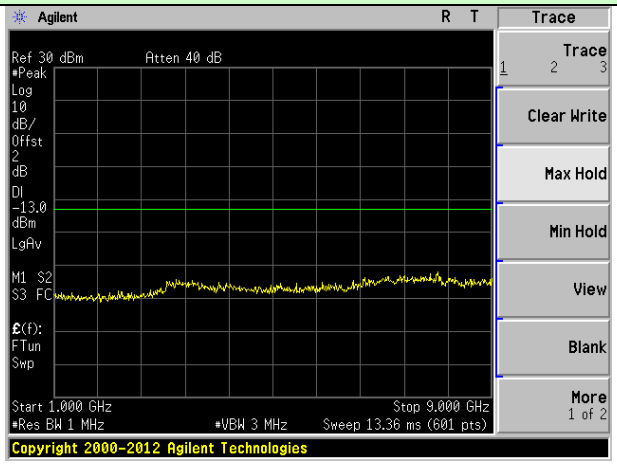

Lowest channel

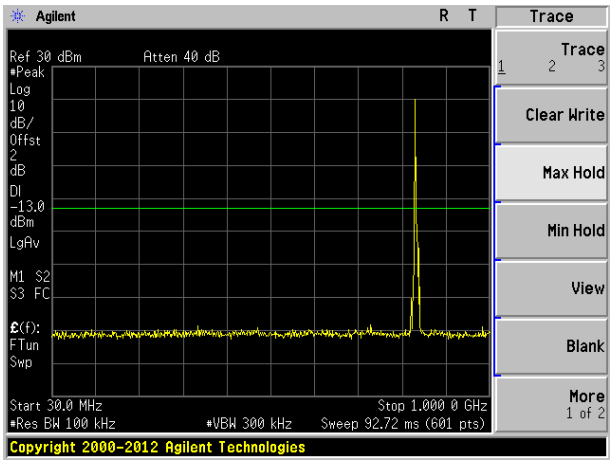

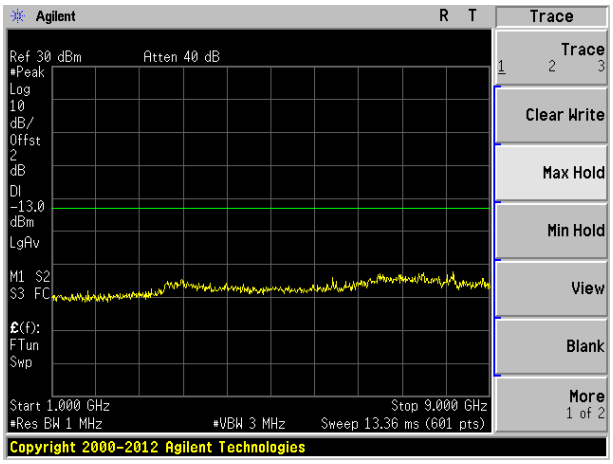

Middle channel

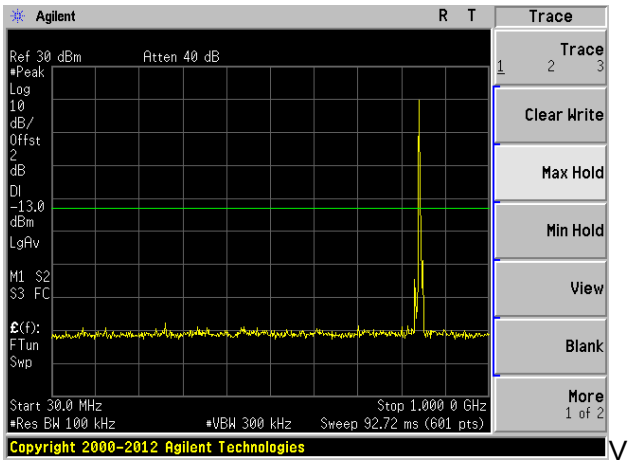

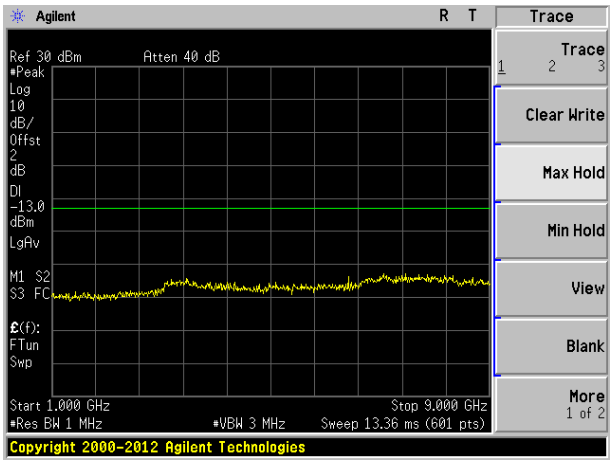

Highest channel

Test Mode: LTE Band 5	Channel Bandwidth: 10MHz

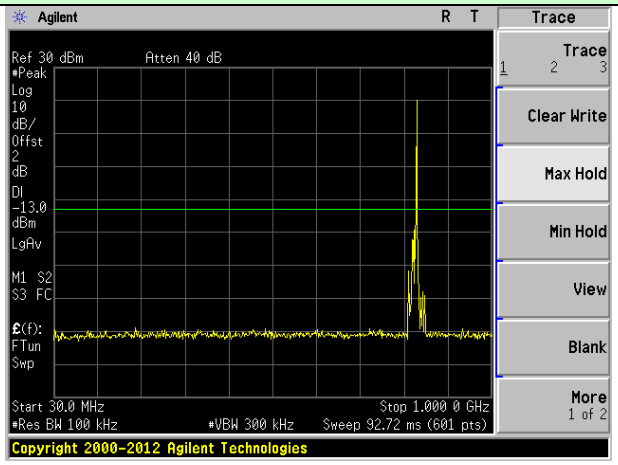

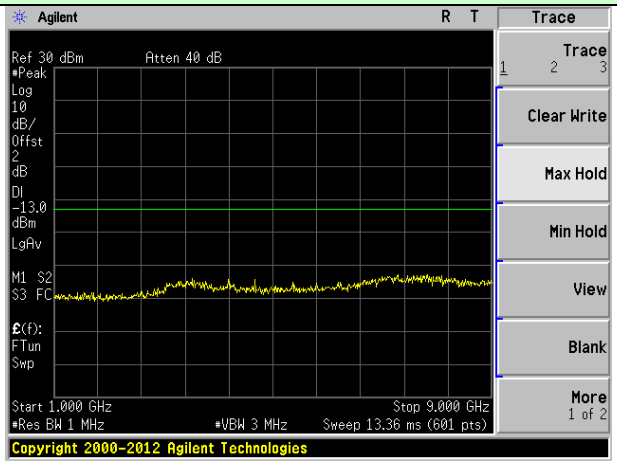

Lowest channel

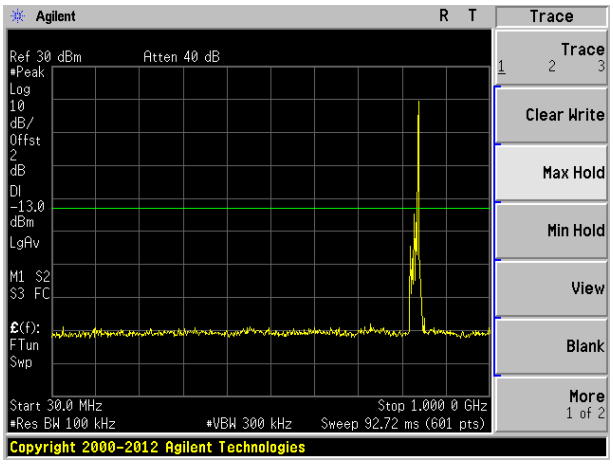

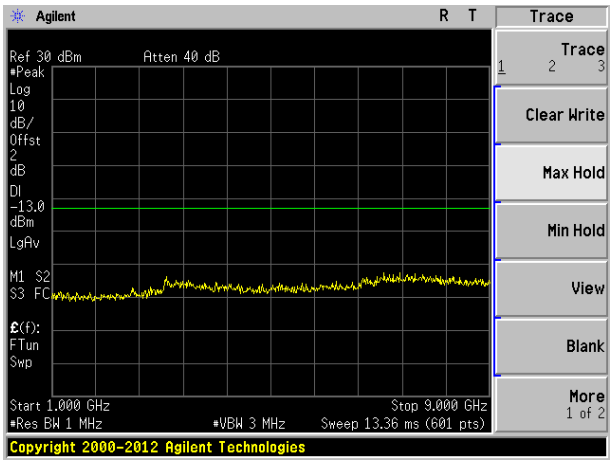

Middle channel

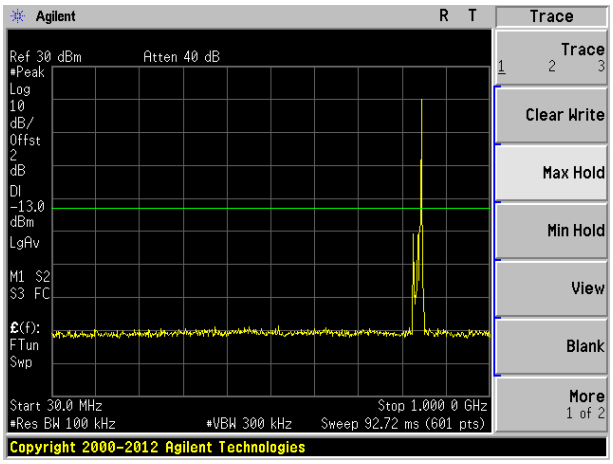

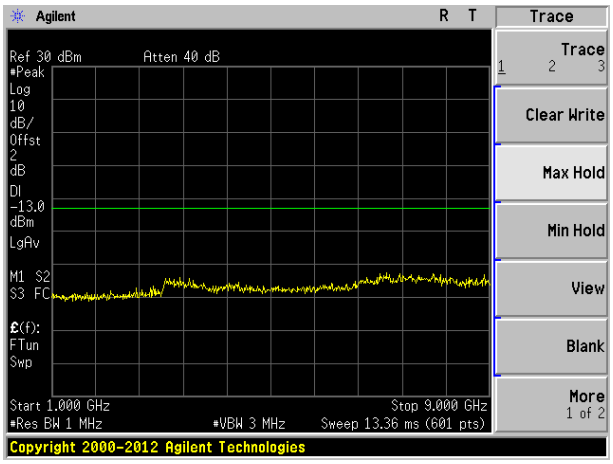

Highest channel

Test Mode: LTE Band 7	Channel Bandwidth: 5MHz

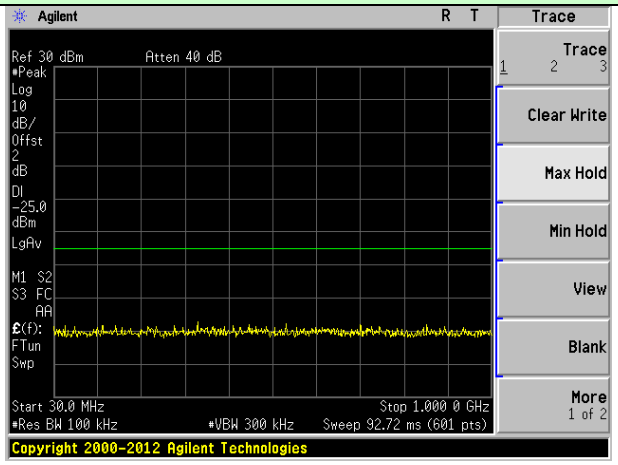

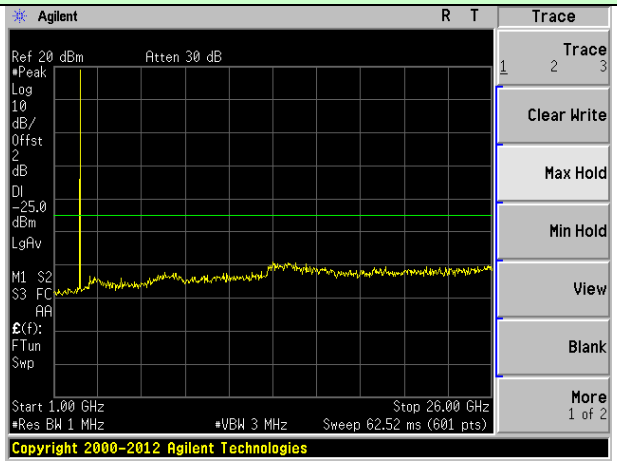

Lowest channel

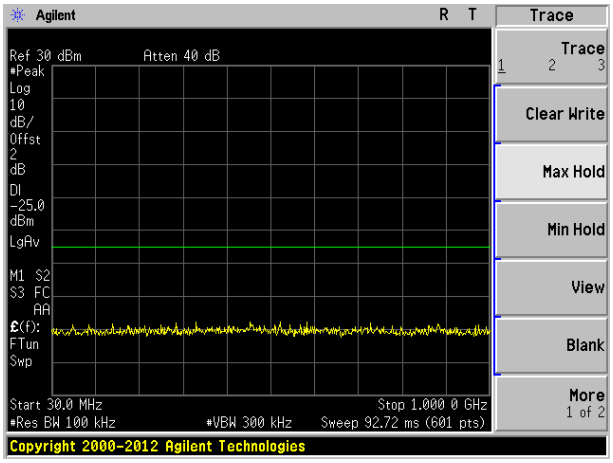

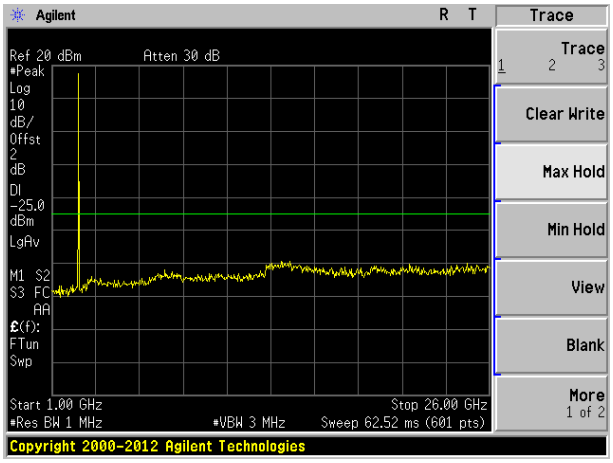

Middle channel

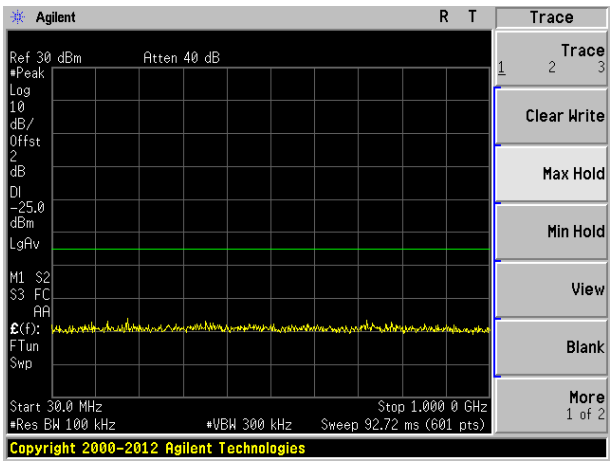

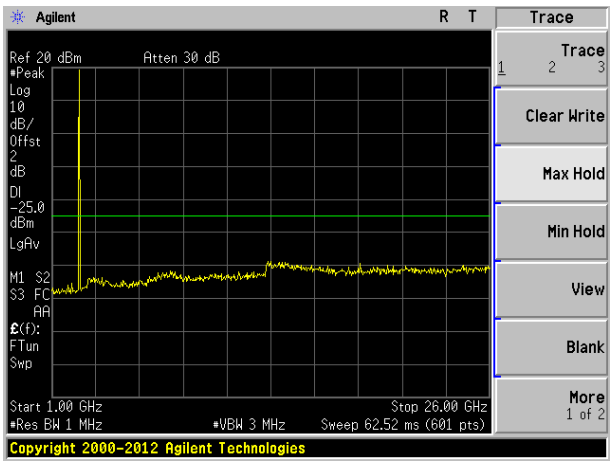

Highest channel

Test Mode: LTE Band 7	Channel Bandwidth: 10MHz

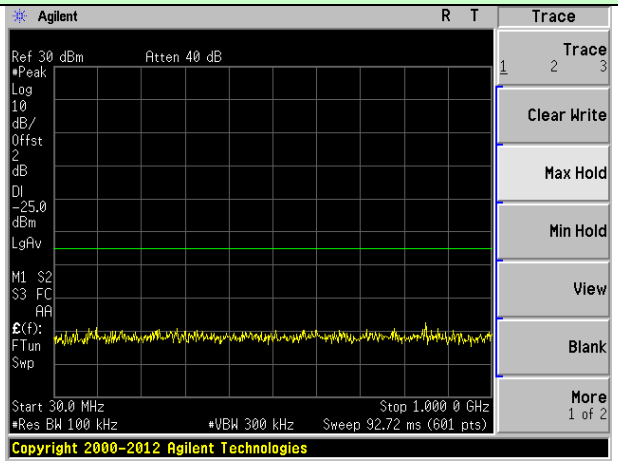

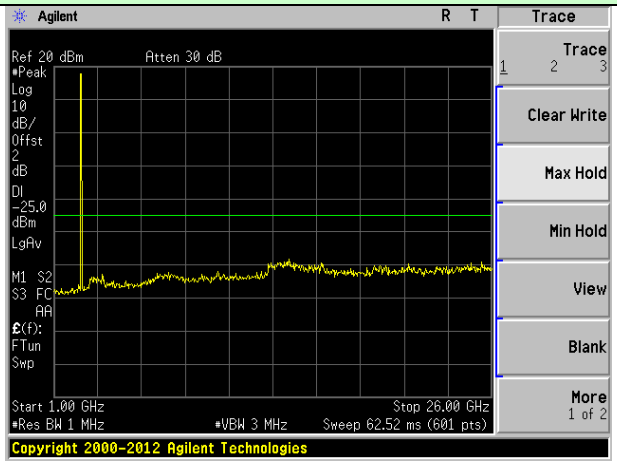

Lowest channel

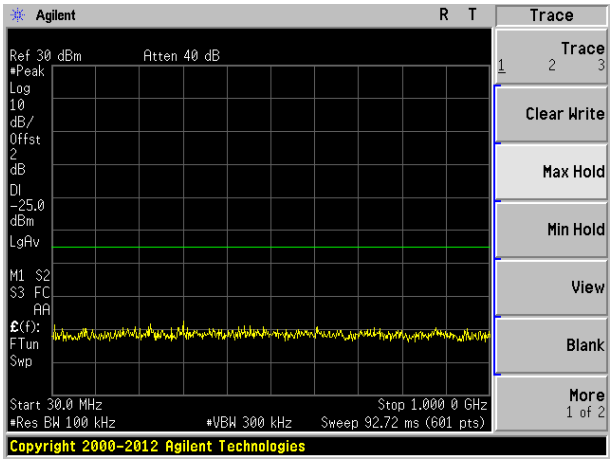

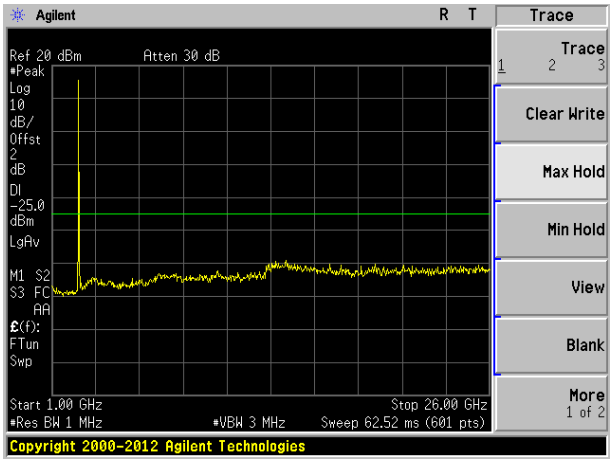

Middle channel

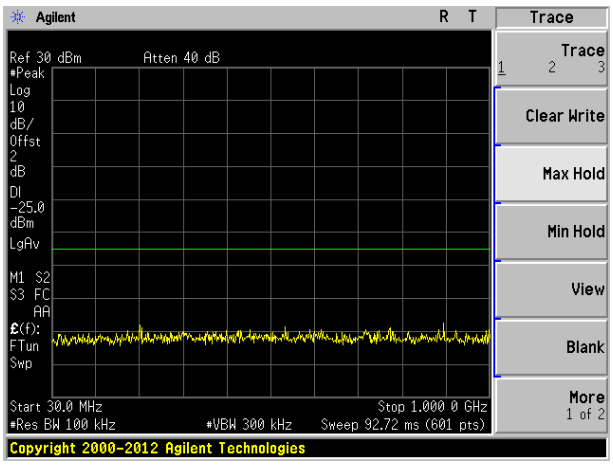

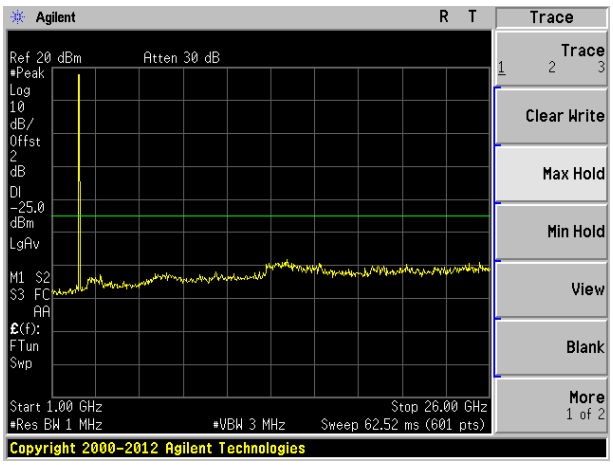

Highest channel

Test Mode: LTE Band 7	Channel Bandwidth: 15MHz

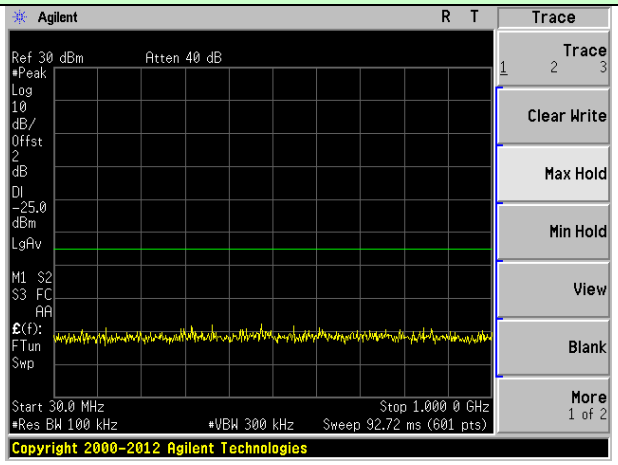

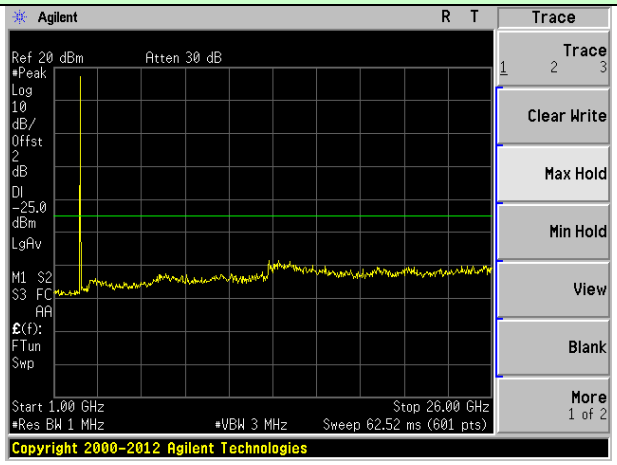

Lowest channel

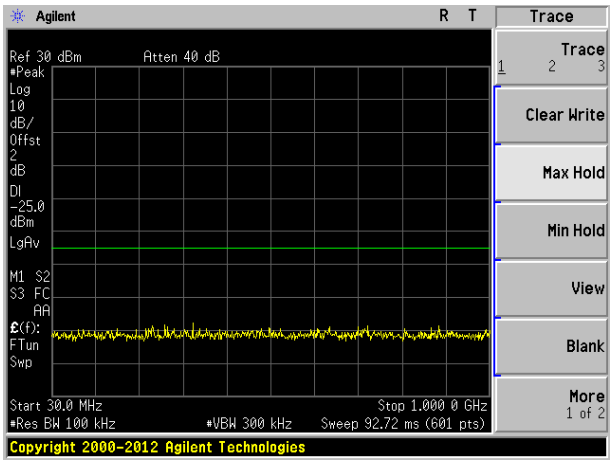

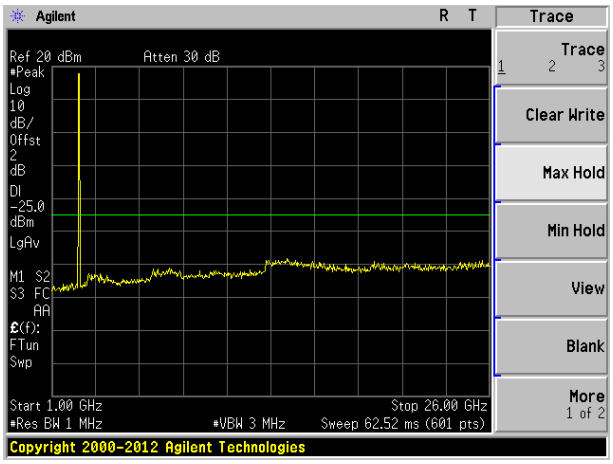

Middle channel

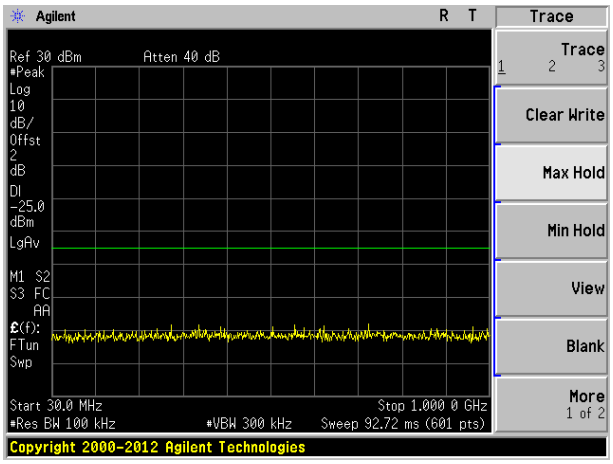

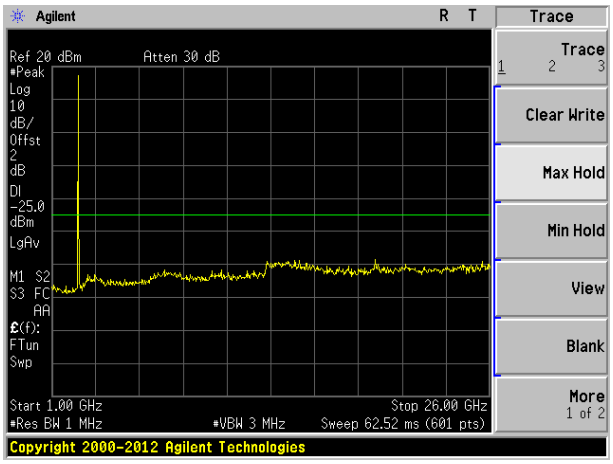

Highest channel

Test Mode: LTE Band 7	Channel Bandwidth: 20MHz

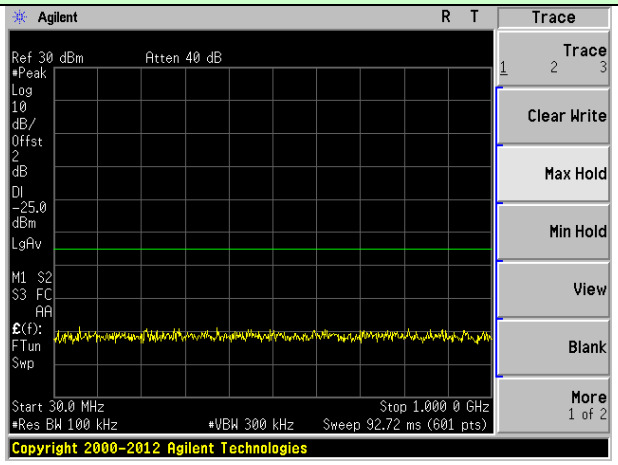

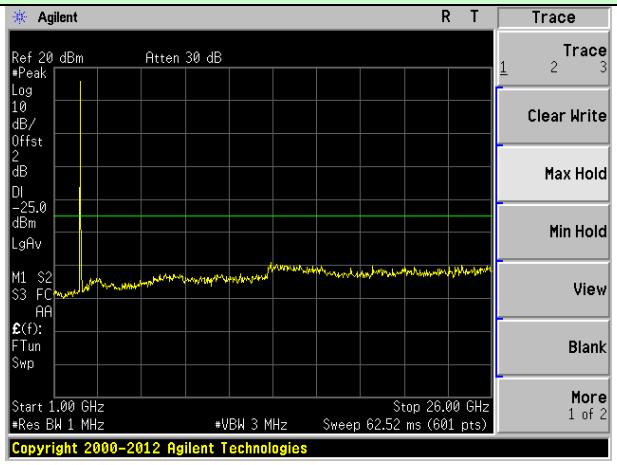

Lowest channel

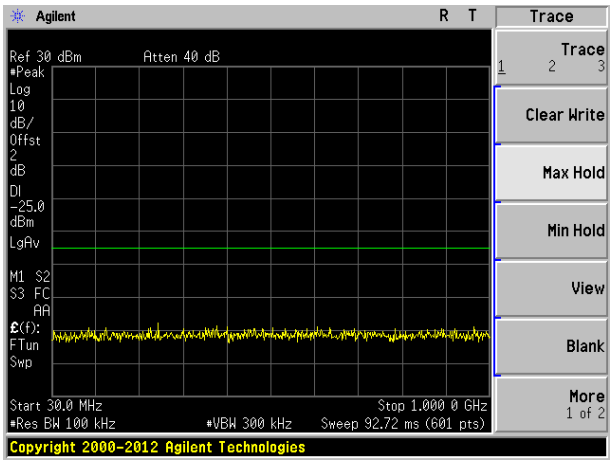

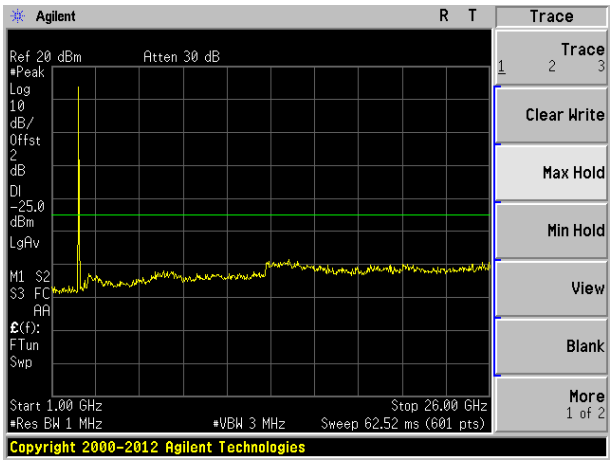

Middle channel

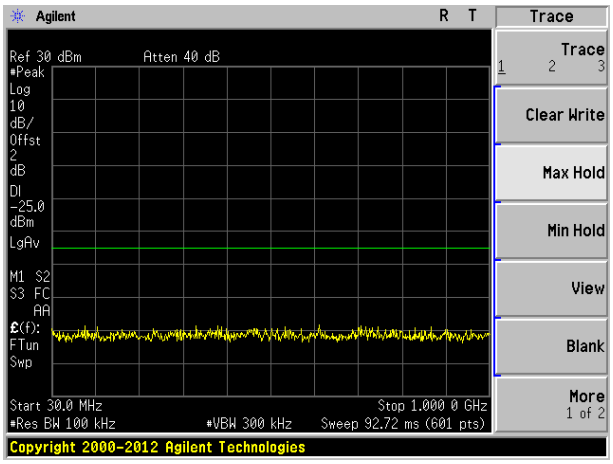

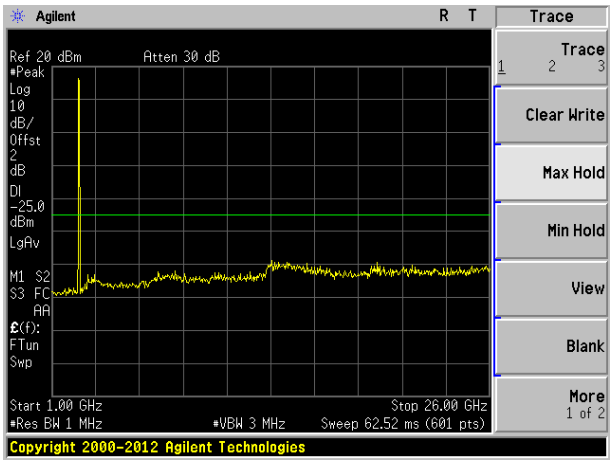

Highest channel

Band66_1.4MHz_QPSK_131979_6RB#0

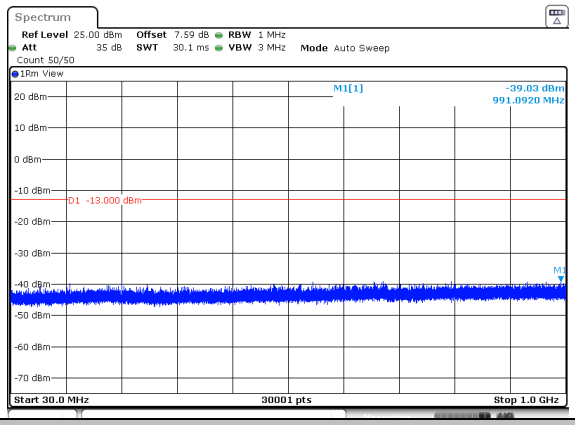

Band66_1.4MHz_QPSK_131979_6RB#0

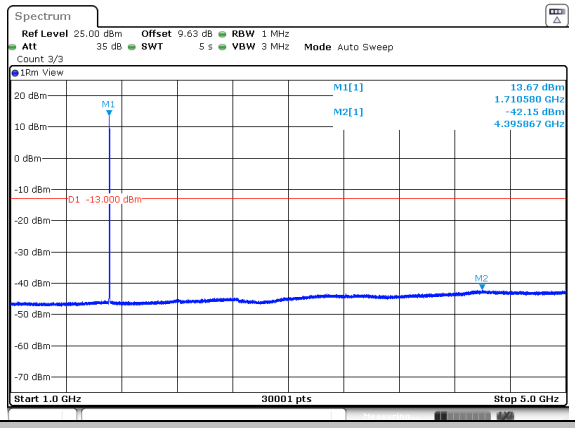

Band66_1.4MHz_QPSK_131979_6RB#0

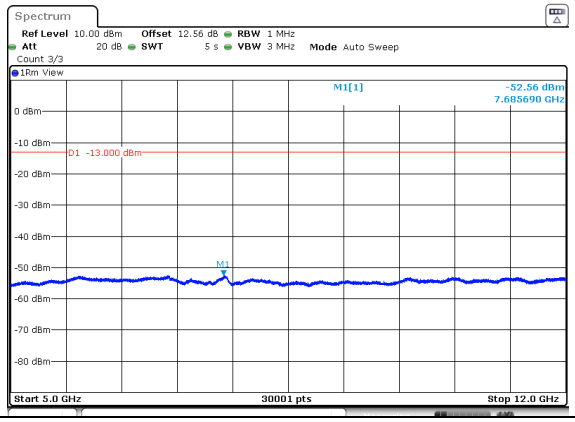

Band66_1.4MHz_QPSK_131979_6RB#0

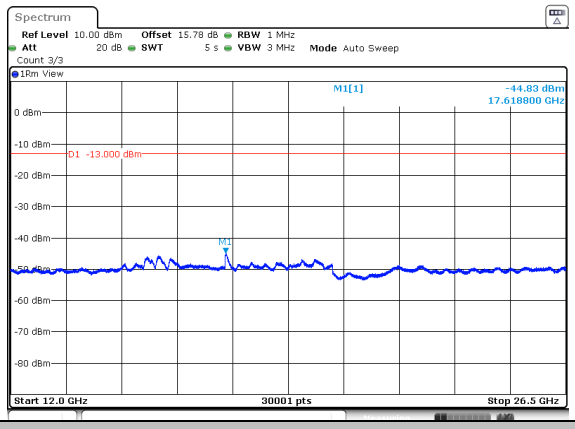

Band66_1.4MHz_QPSK_132322_6RB#0

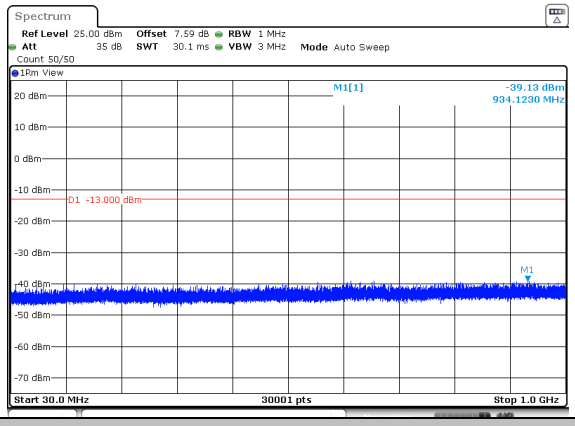

Band66_1.4MHz_QPSK_132322_6RB#0

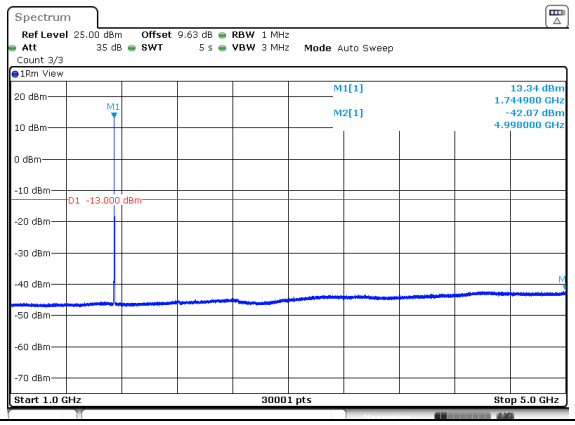

Band66_1.4MHz_QPSK_132322_6RB#0

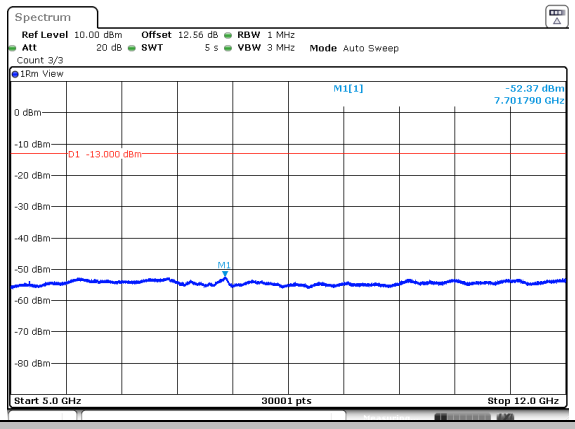

Band66_1.4MHz_QPSK_132322_6RB#0

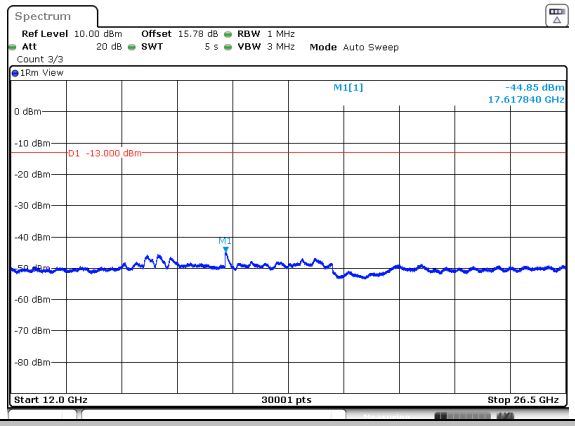

Band66_1.4MHz_QPSK_132665_6RB#0

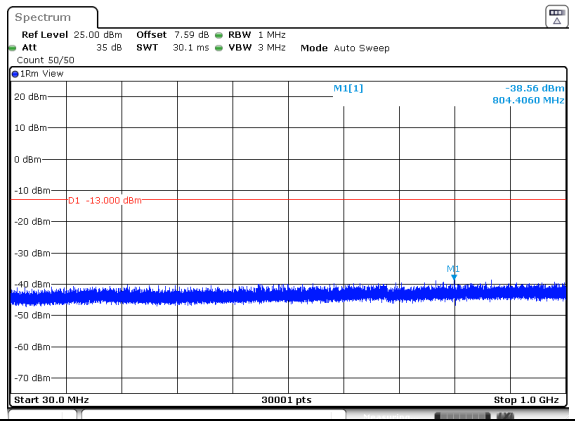

Band66_1.4MHz_QPSK_132665_6RB#0

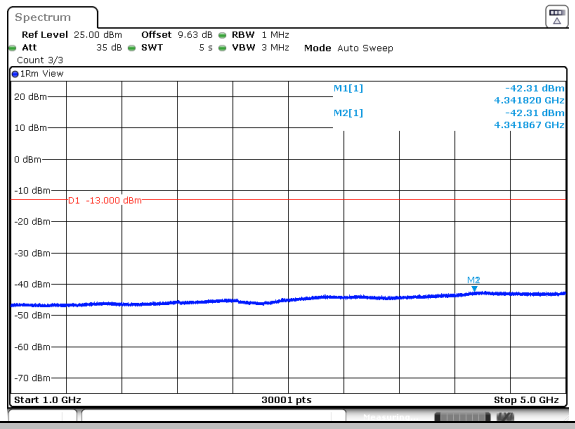

Band66_1.4MHz_QPSK_132665_6RB#0

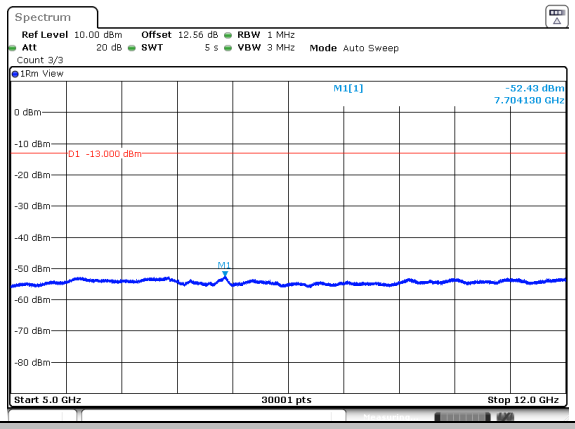

Band66_1.4MHz_QPSK_132665_6RB#0

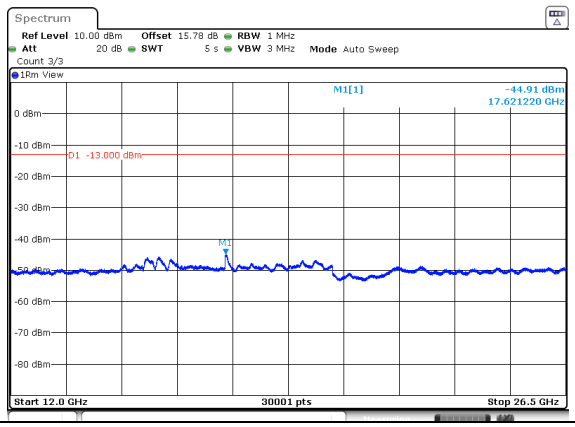

Band66_3MHz_QPSK_131987_15RB#0

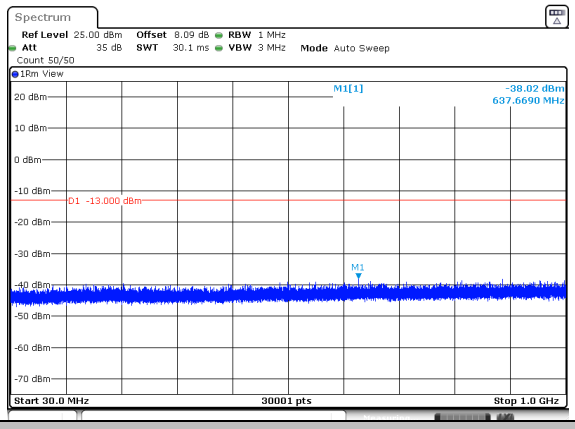

Band66_3MHz_QPSK_131987_15RB#0

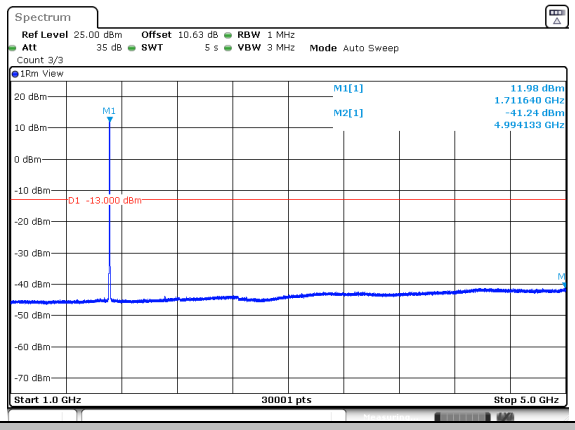

Band66_3MHz_QPSK_131987_15RB#0

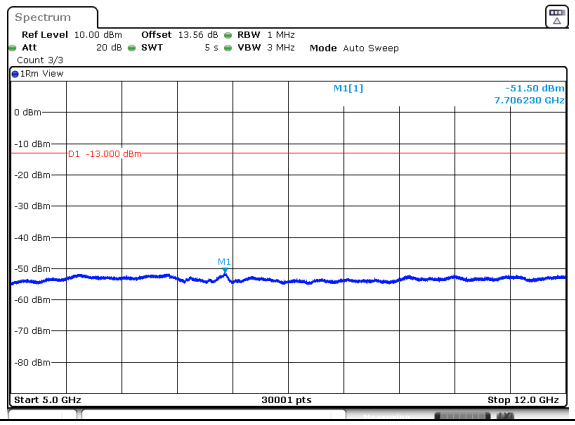

Band66_3MHz_QPSK_131987_15RB#0

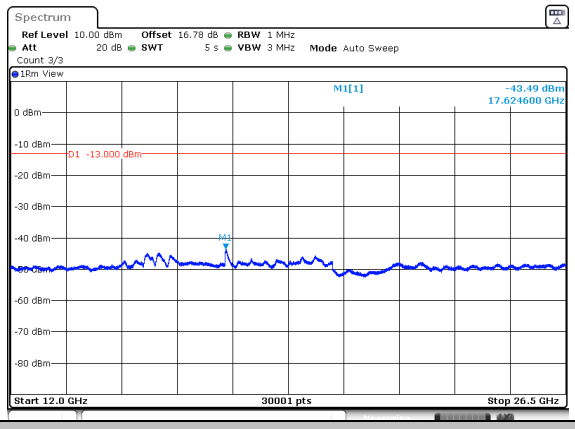

Band66_3MHz_QPSK_132322_15RB#0

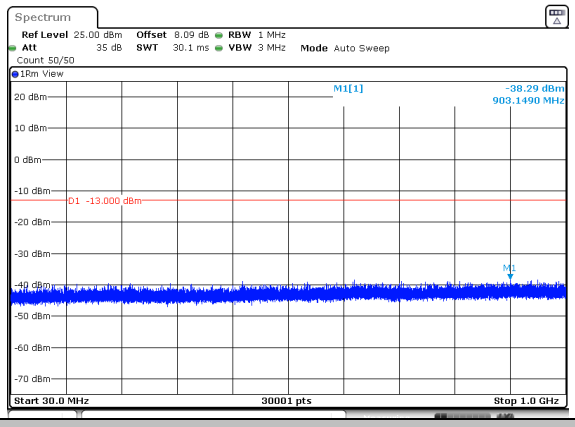

Band66_3MHz_QPSK_132322_15RB#0

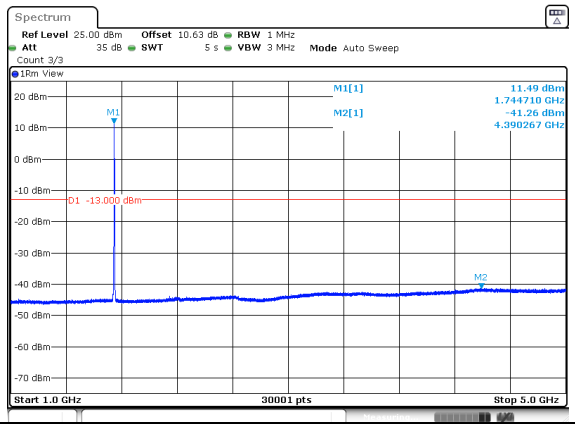

Band66_3MHz_QPSK_132322_15RB#0

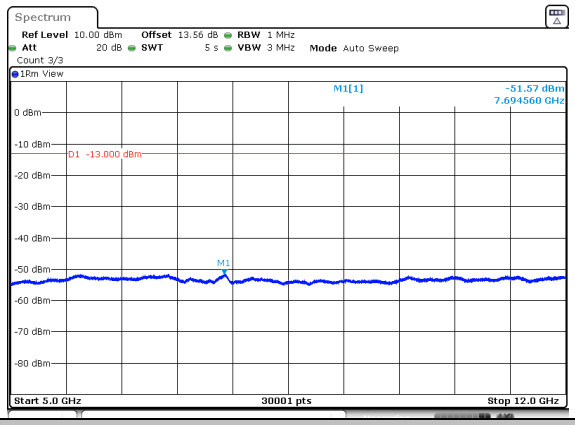

Band66_3MHz_QPSK_132322_15RB#0

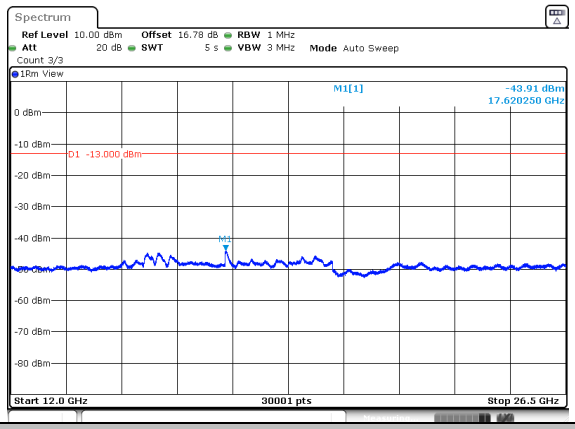

Band66_3MHz_QPSK_132657_15RB#0

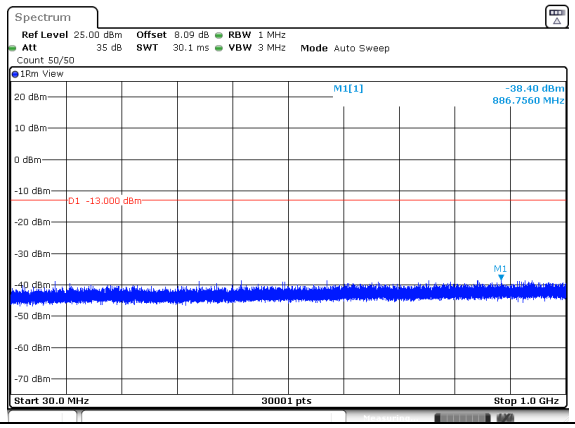

Band66_3MHz_QPSK_132657_15RB#0

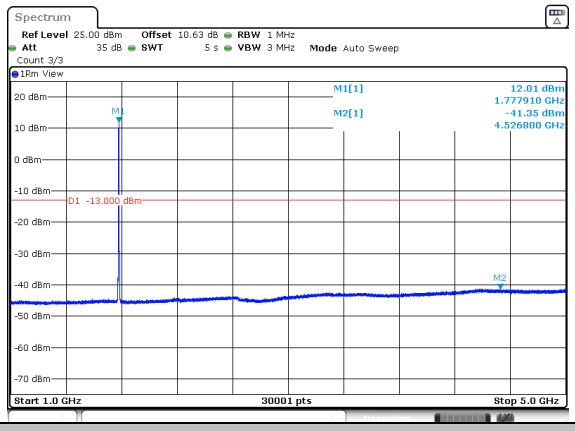

Band66_3MHz_QPSK_132657_15RB#0

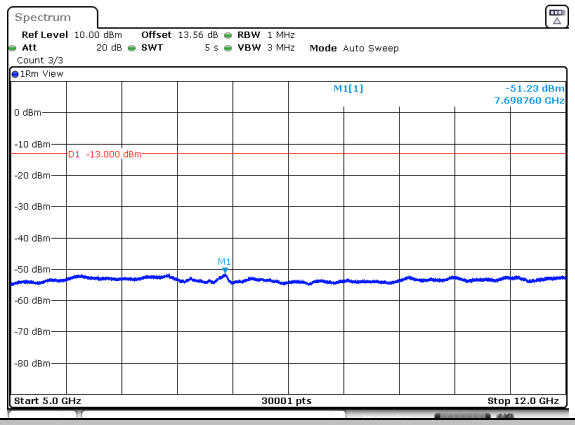

Band66_3MHz_QPSK_132657_15RB#0

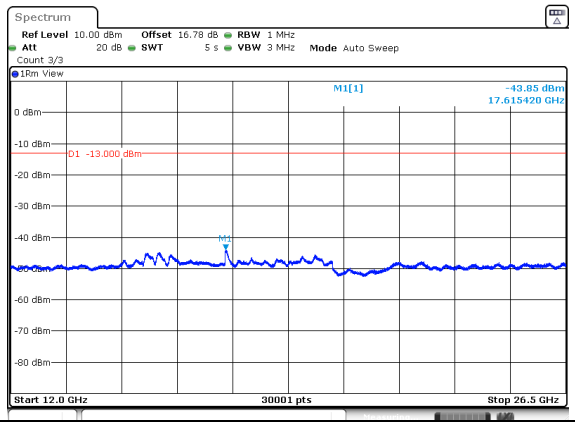

Band66_5MHz_QPSK_131997_25RB#0

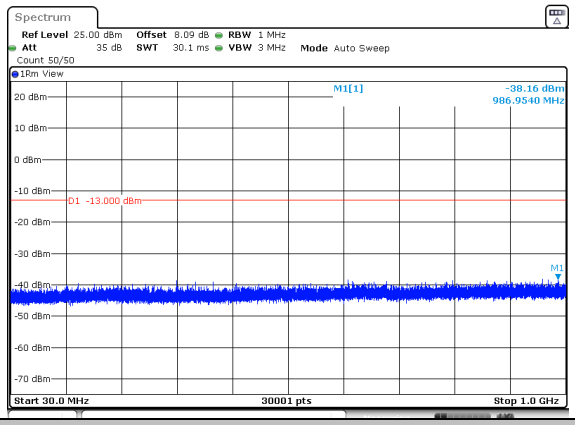

Band66_5MHz_QPSK_131997_25RB#0

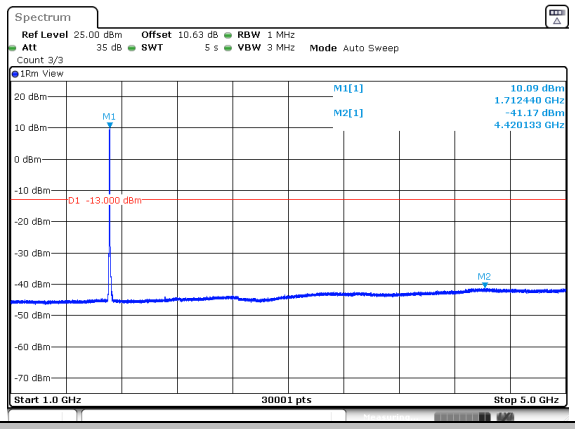

Band66_5MHz_QPSK_131997_25RB#0

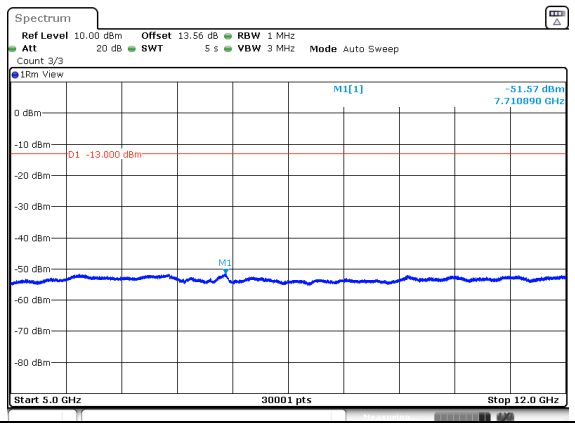

Band66_5MHz_QPSK_131997_25RB#0

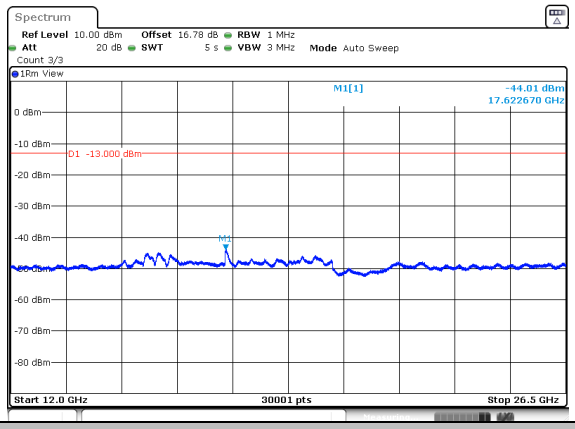

Band66_5MHz_QPSK_132322_25RB#0

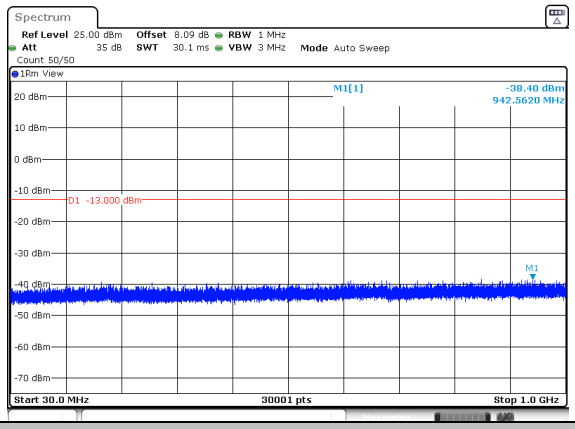

Band66_5MHz_QPSK_132322_25RB#0

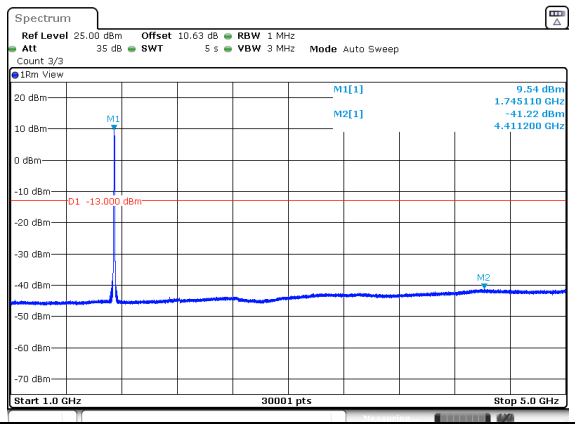

Band66_5MHz_QPSK_132322_25RB#0

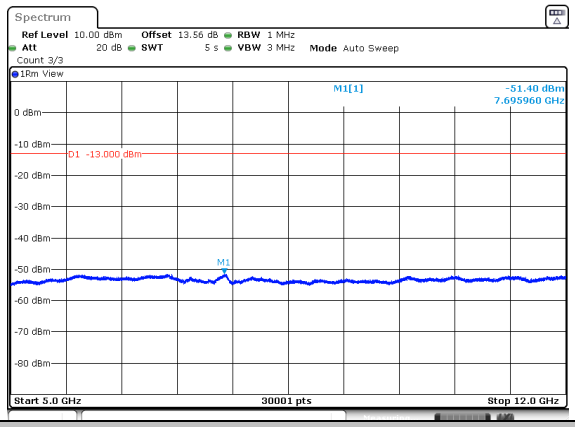

Band66_5MHz_QPSK_132322_25RB#0

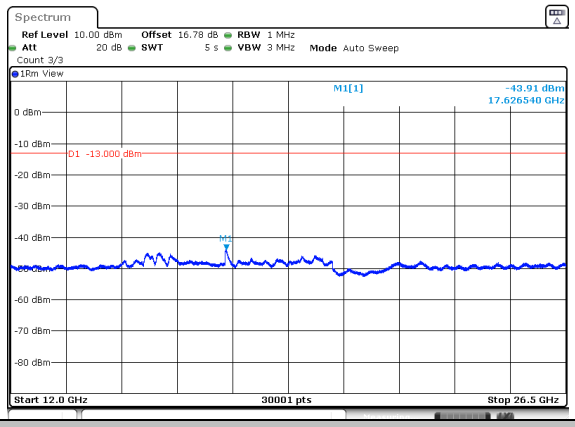

Band66_5MHz_QPSK_132647_25RB#0

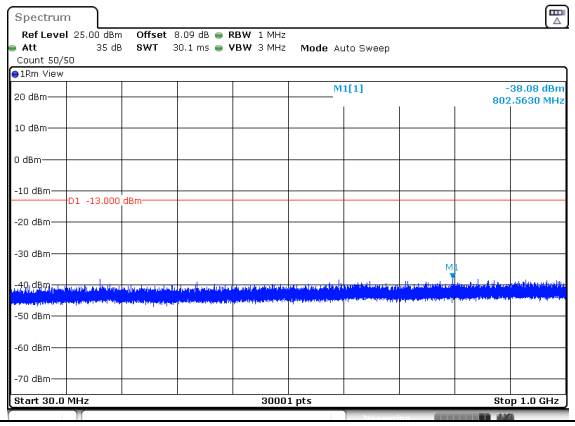

Band66_5MHz_QPSK_132647_25RB#0

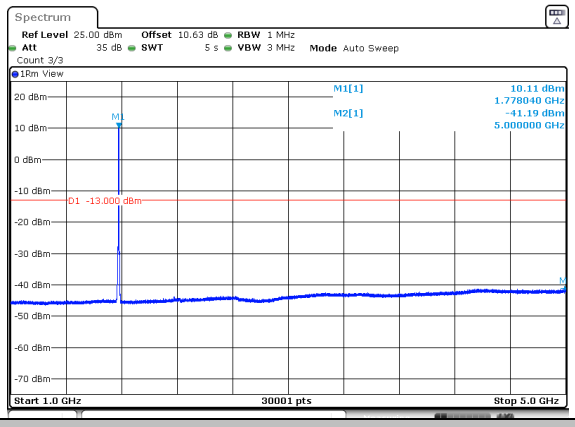

Band66_5MHz_QPSK_132647_25RB#0

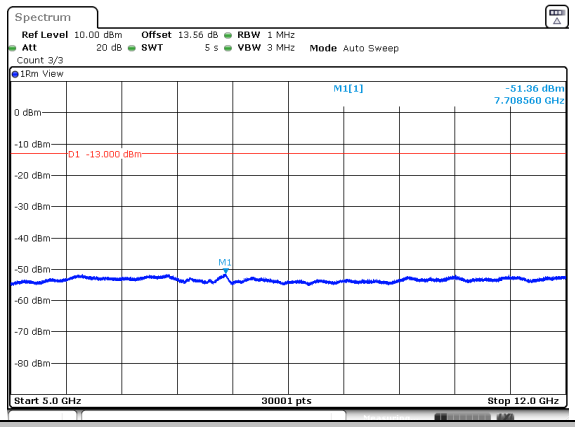

Band66_5MHz_QPSK_132647_25RB#0

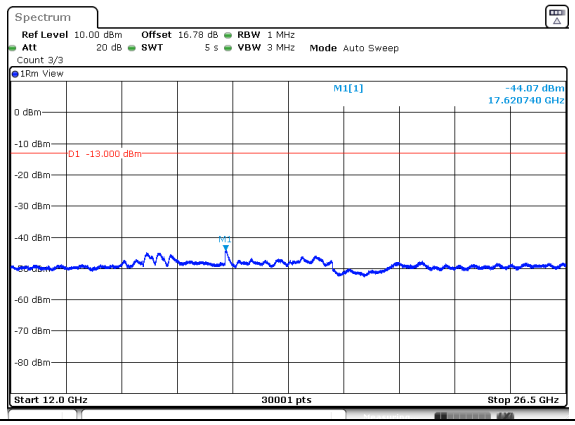

Band66_10MHz_QPSK_132022_50RB#0

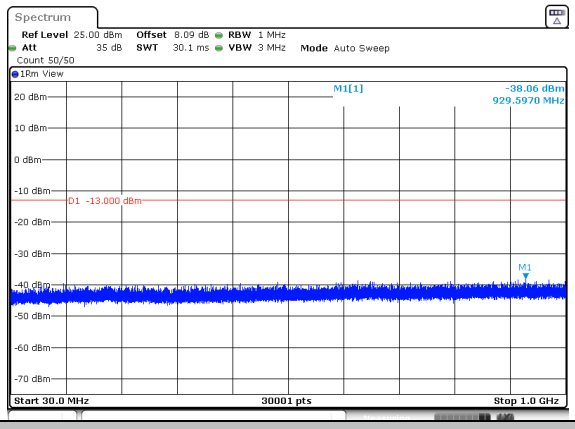

Band66_10MHz_QPSK_132022_50RB#0

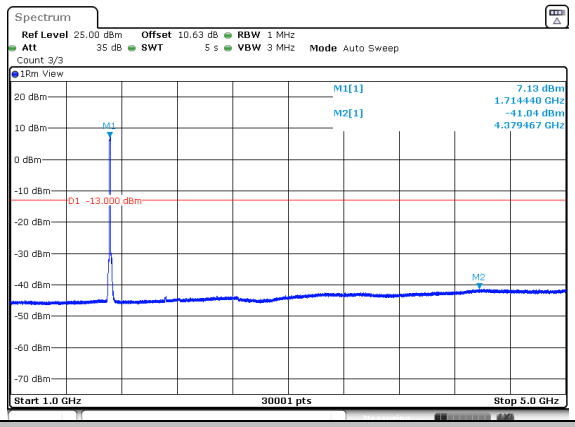

Band66_10MHz_QPSK_132022_50RB#0

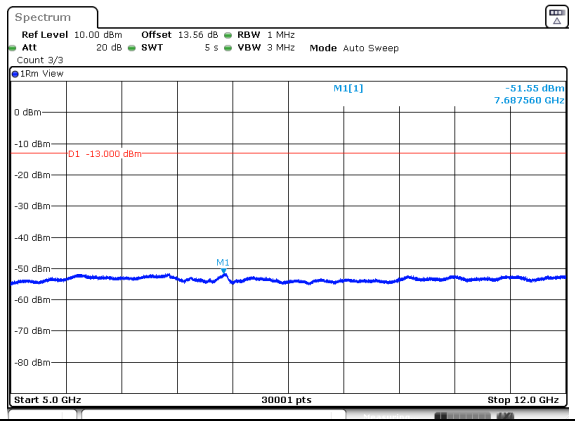

Band66_10MHz_QPSK_132022_50RB#0

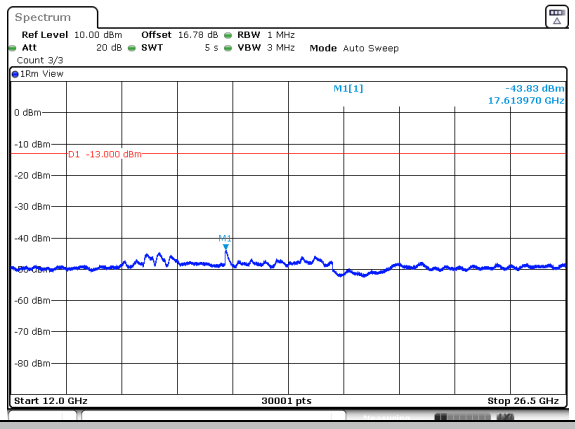

Band66_10MHz_QPSK_132322_50RB#0

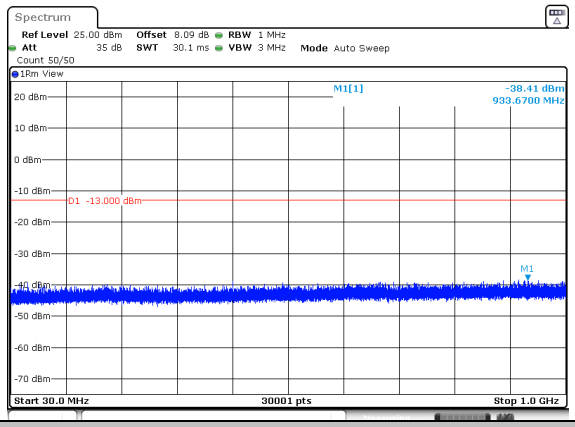

Band66_10MHz_QPSK_132322_50RB#0

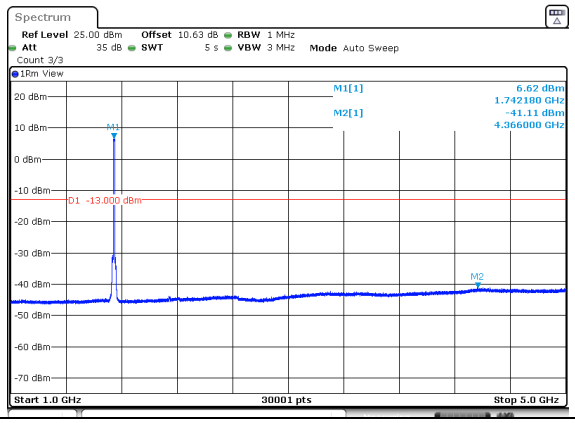

Band66_10MHz_QPSK_132322_50RB#0

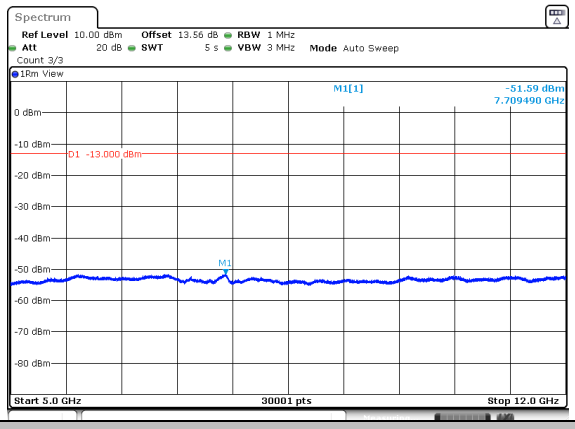

Band66_10MHz_QPSK_132322_50RB#0

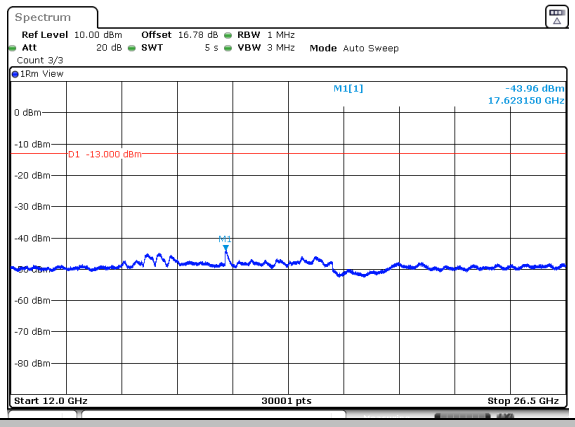

Band66_10MHz_QPSK_132622_50RB#0

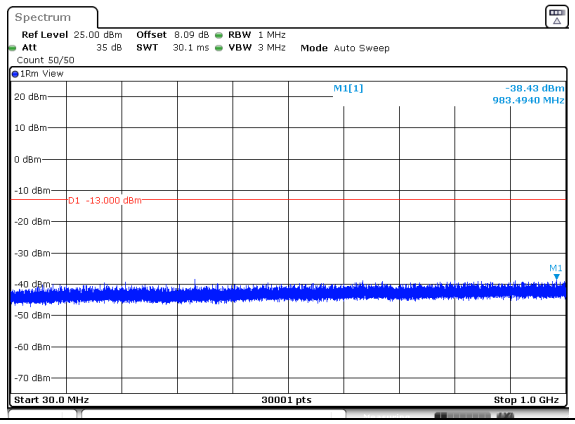

Band66_10MHz_QPSK_132622_50RB#0

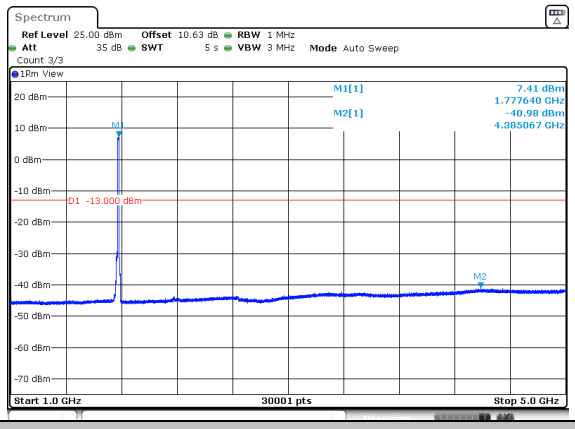

Band66_10MHz_QPSK_132622_50RB#0

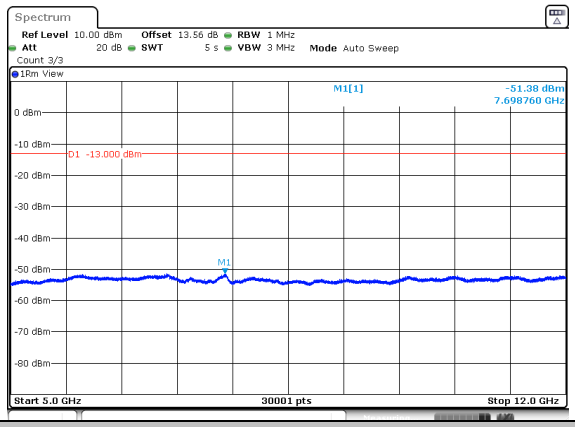

Band66_10MHz_QPSK_132622_50RB#0

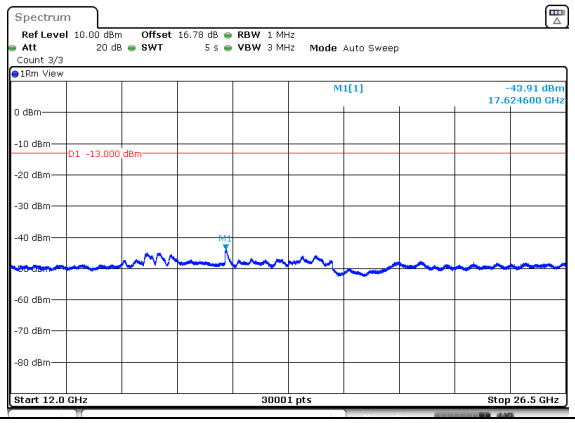

Band66_15MHz_QPSK_132047_75RB#0

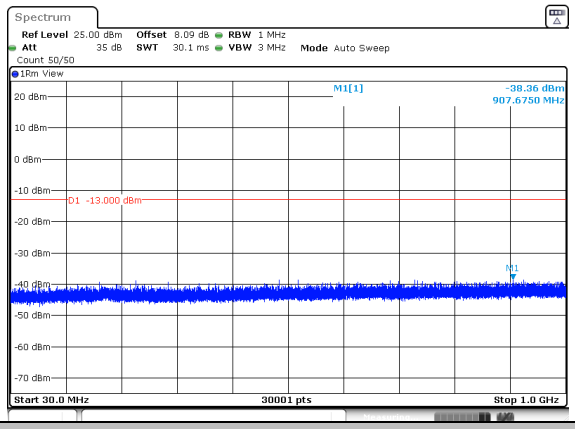

Band66_15MHz_QPSK_132047_75RB#0

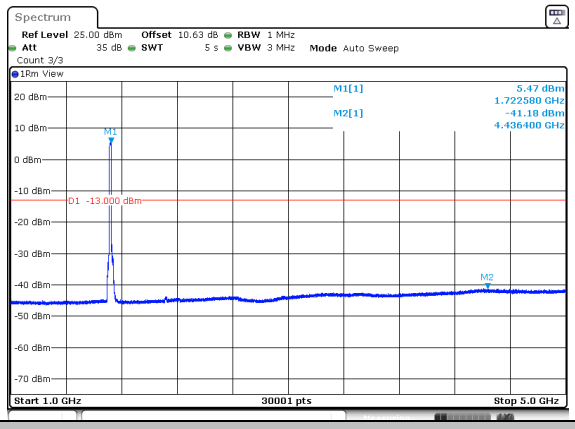

Band66_15MHz_QPSK_132047_75RB#0

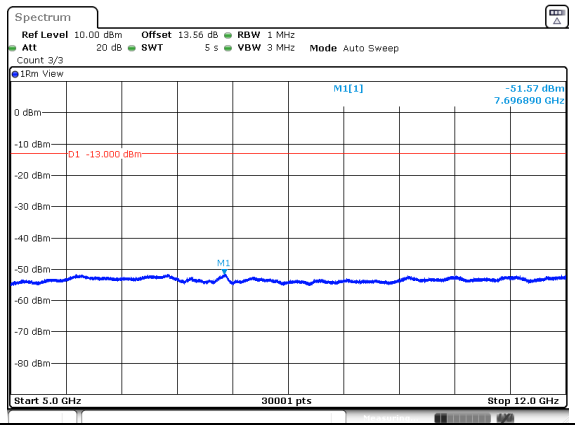

Band66_15MHz_QPSK_132047_75RB#0

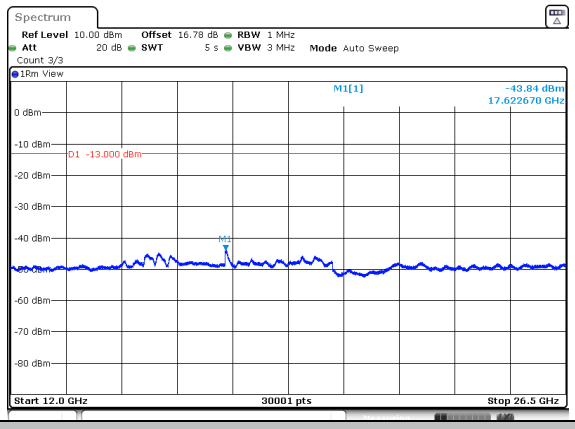

Band66_15MHz_QPSK_132322_75RB#0

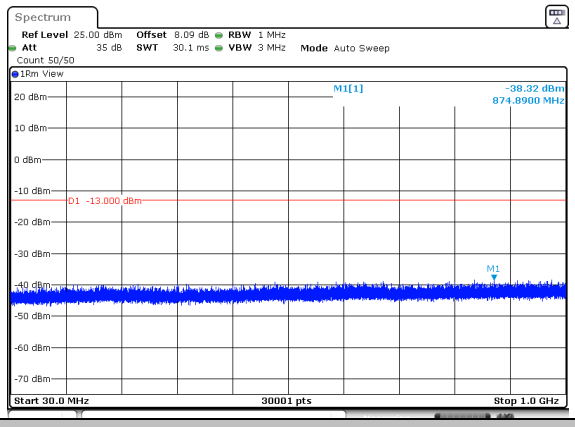

Band66_15MHz_QPSK_132322_75RB#0

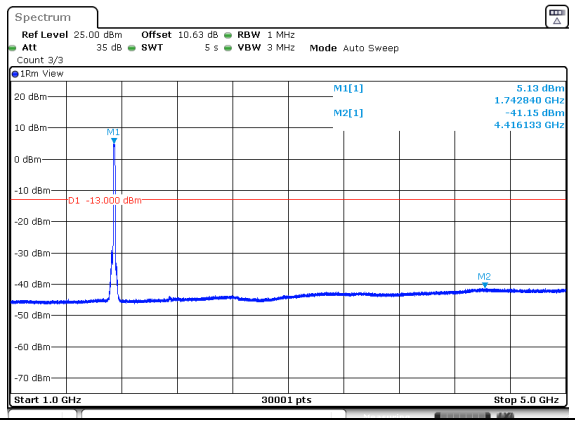

Band66_15MHz_QPSK_132322_75RB#0

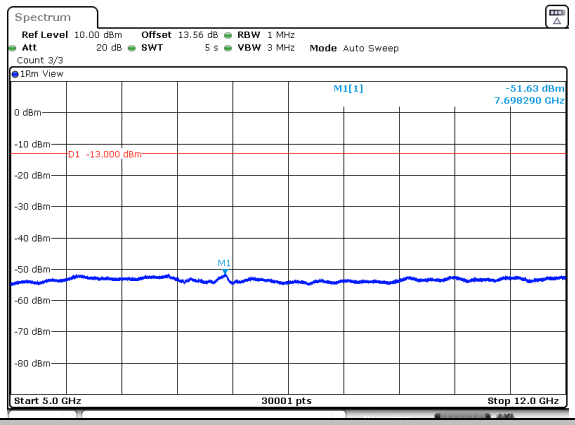

Band66_15MHz_QPSK_132322_75RB#0

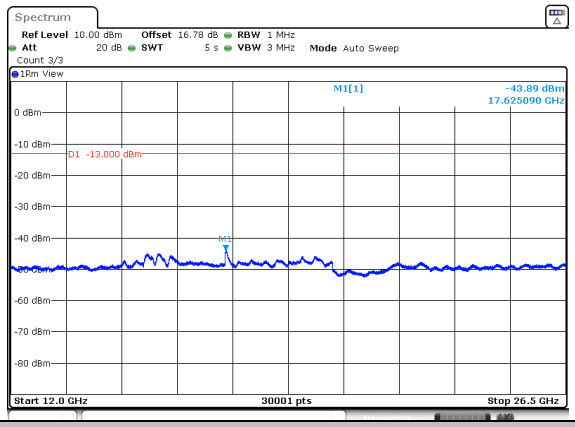

Band66_15MHz_QPSK_132597_75RB#0

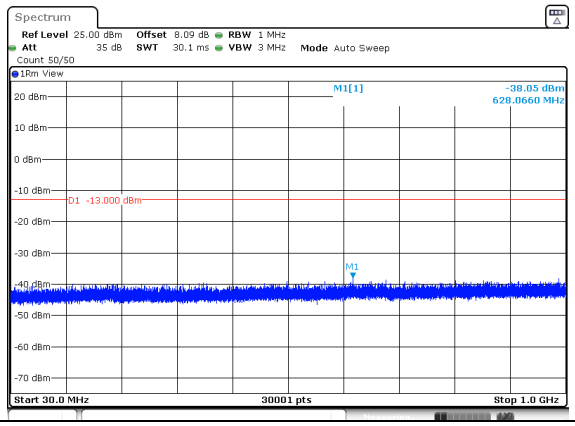

Band66_15MHz_QPSK_132597_75RB#0

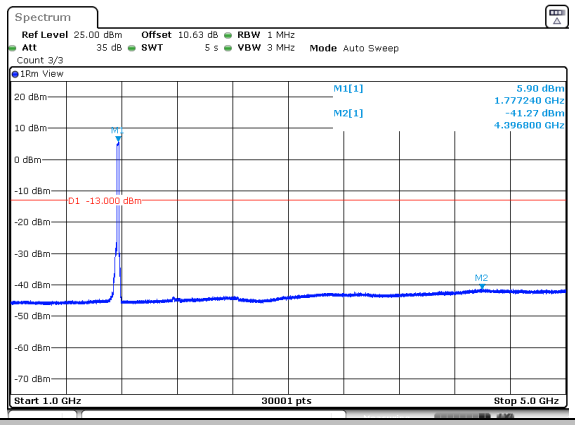

Band66_15MHz_QPSK_132597_75RB#0

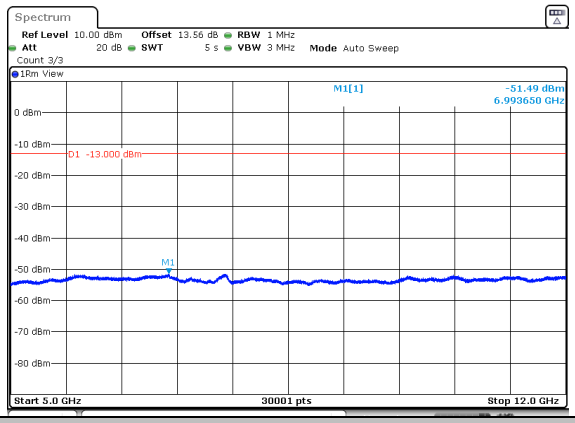

Band66_15MHz_QPSK_132597_75RB#0

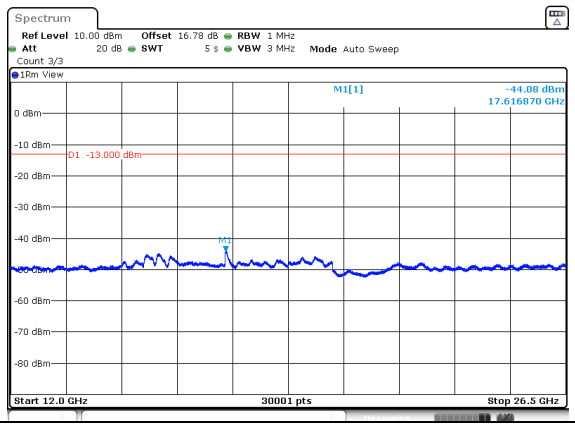

Band66_20MHz_QPSK_132072_100RB#0

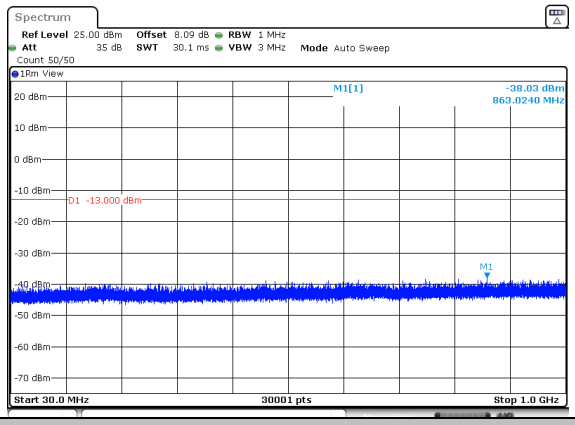

Band66_20MHz_QPSK_132072_100RB#0

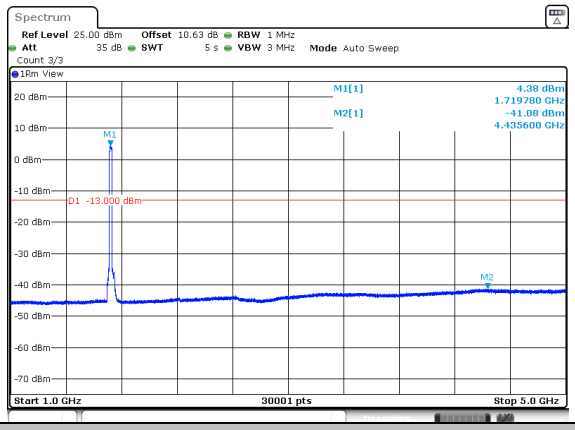

Band66_20MHz_QPSK_132072_100RB#0

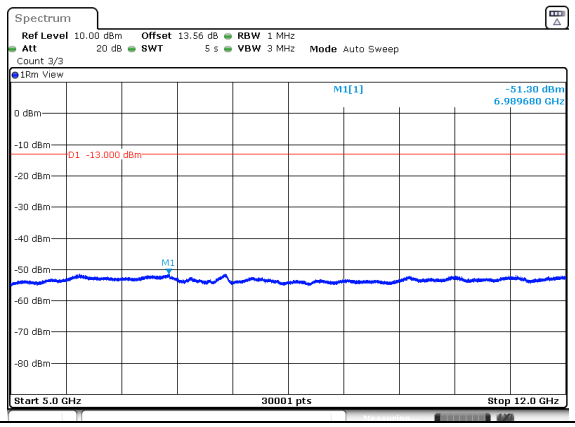

Band66_20MHz_QPSK_132072_100RB#0

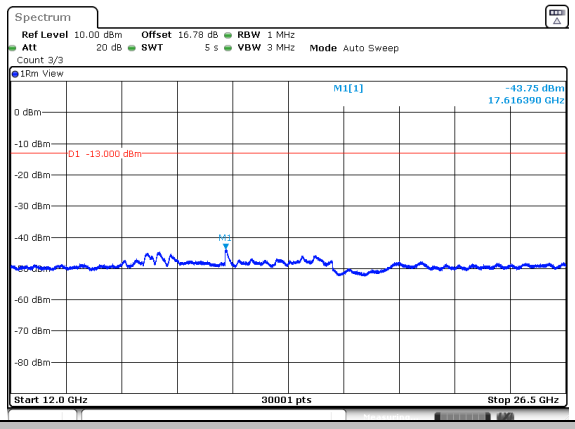

Band66_20MHz_QPSK_132322_100RB#0

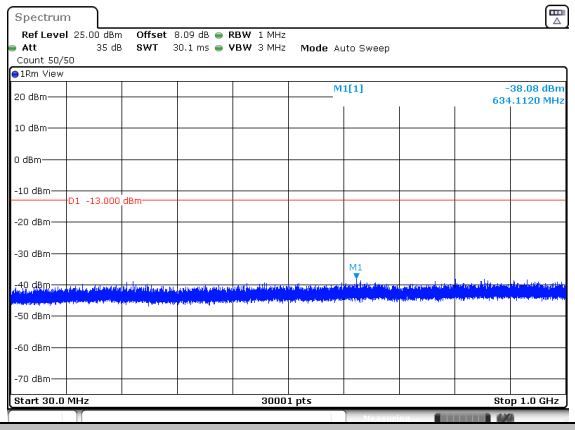

Band66_20MHz_QPSK_132322_100RB#0

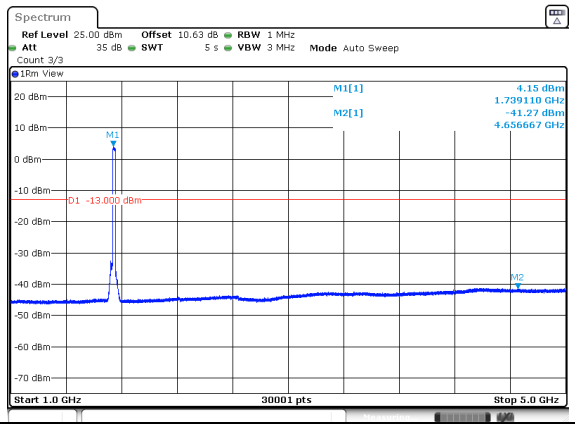

Band66_20MHz_QPSK_132322_100RB#0

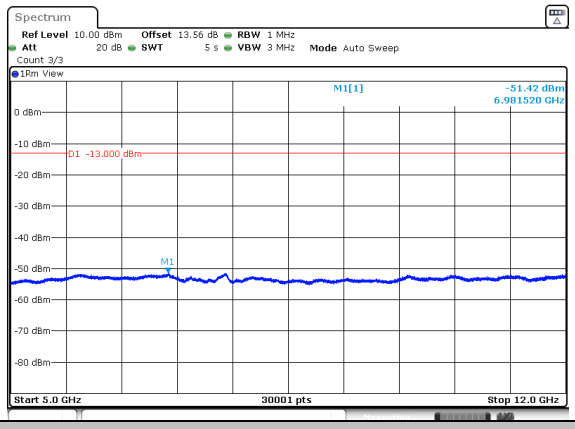

Band66_20MHz_QPSK_132322_100RB#0

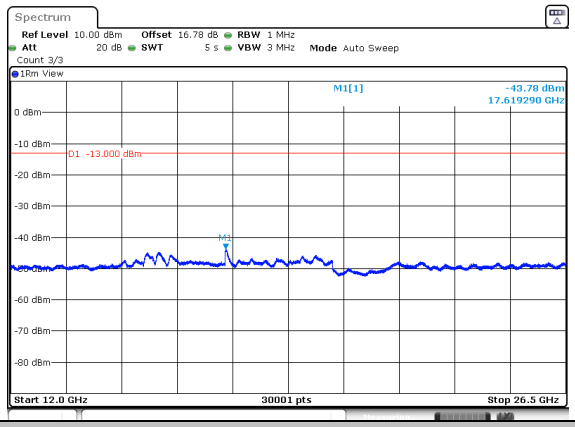

Band66_20MHz_QPSK_132572_100RB#0

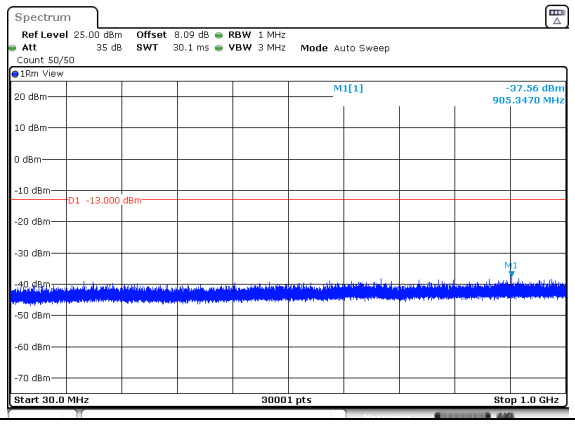

Band66_20MHz_QPSK_132572_100RB#0

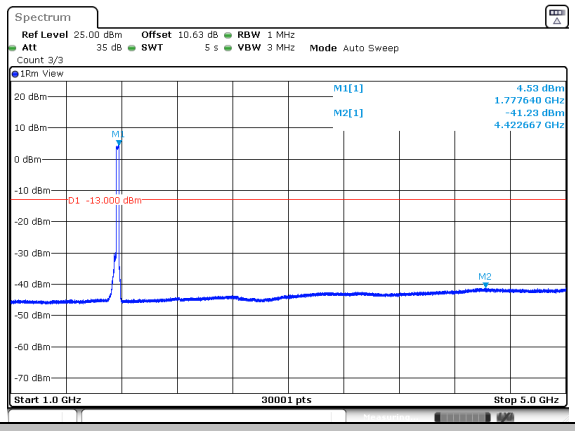

Band66_20MHz_QPSK_132572_100RB#0

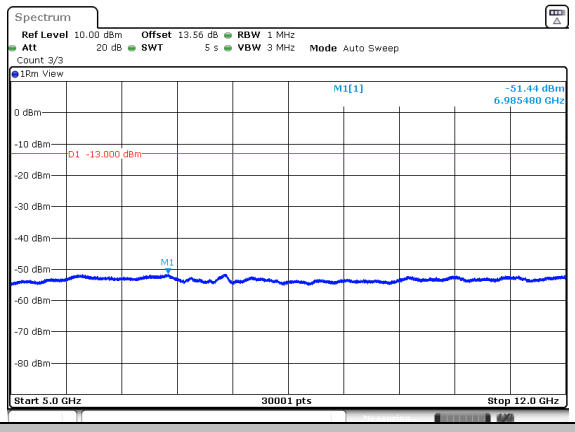

Band66_20MHz_QPSK_132572_100RB#0

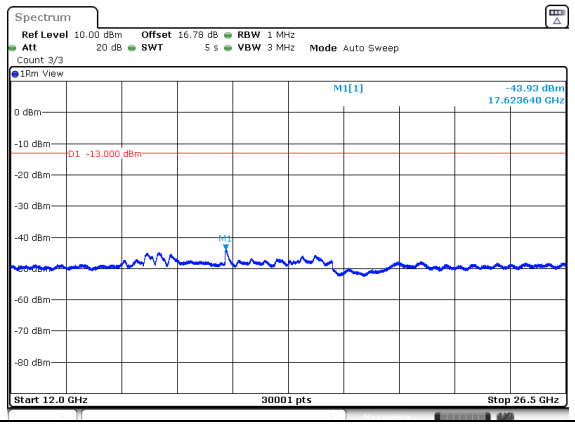

Band Edge:

QPSK mode: LTE Band 4

1.4MHz Bandwidth (RB size:1# RB offset:0#)	1.4MHz Bandwidth (RB size:1# RB offset:5#)
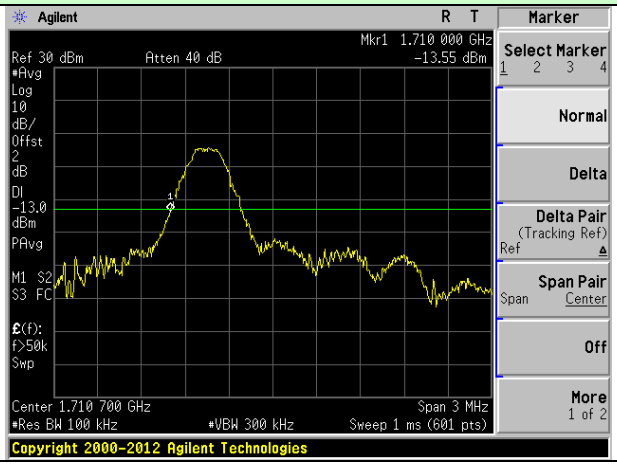	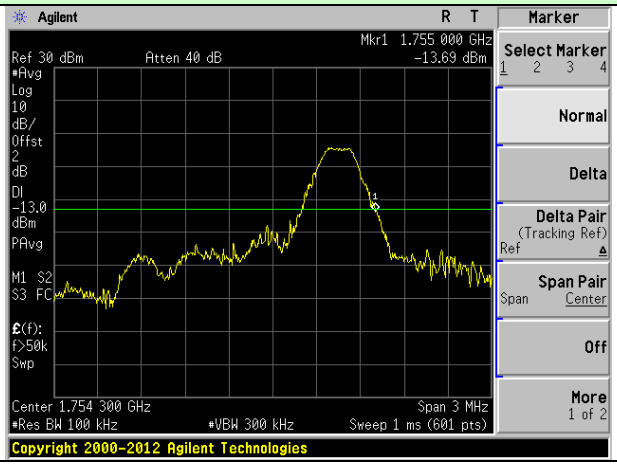
Lowest channel	Highest channel

1.4MHz Bandwidth (RB size:3# RB offset:0#)	1.4MHz Bandwidth (RB size:3# RB offset:2#)
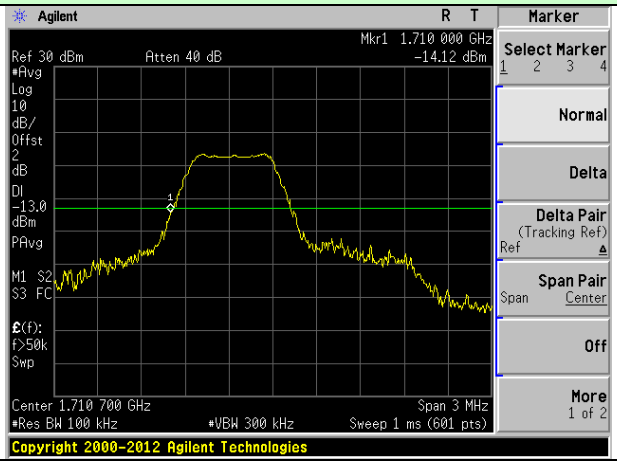	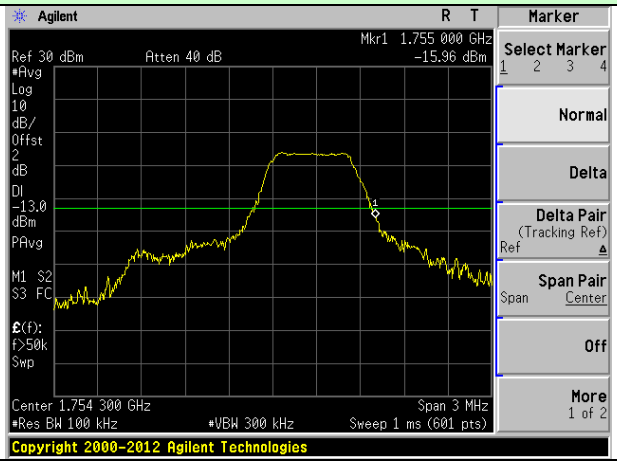
Lowest channel	Highest channel

1.4MHz Bandwidth (RB size:6# RB offset:0#)	1.4MHz Bandwidth (RB size:6# RB offset:0#)
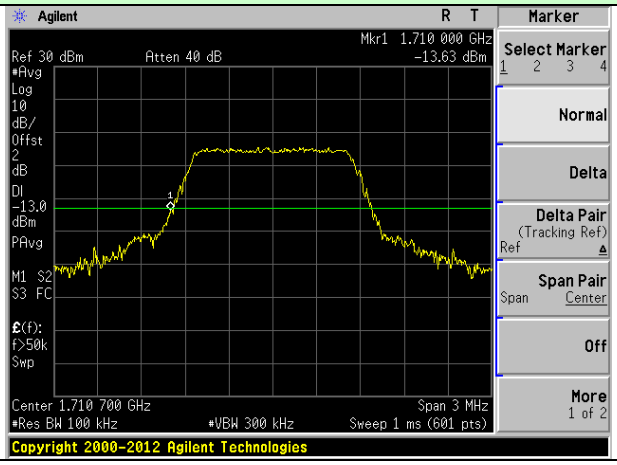	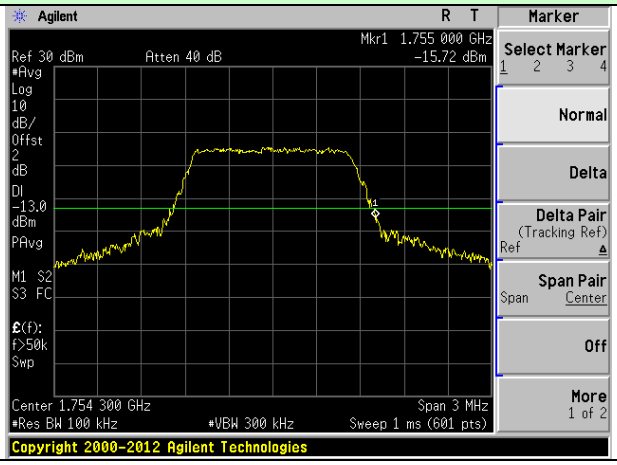
Lowest channel	Highest channel

3MHz Bandwidth (RB size:1# RB offset:0#)	3MHz Bandwidth (RB size:1# RB offset:14#)
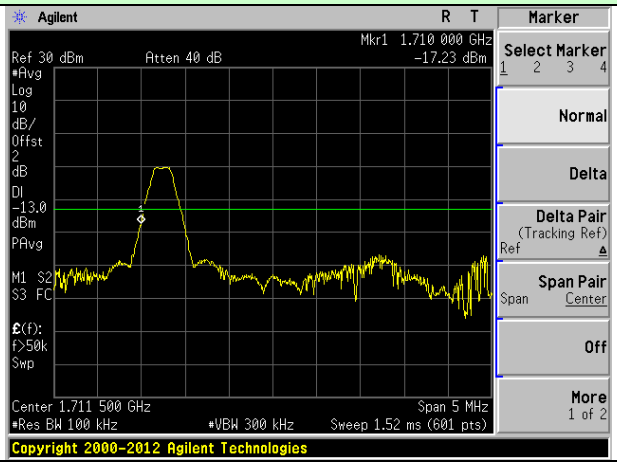	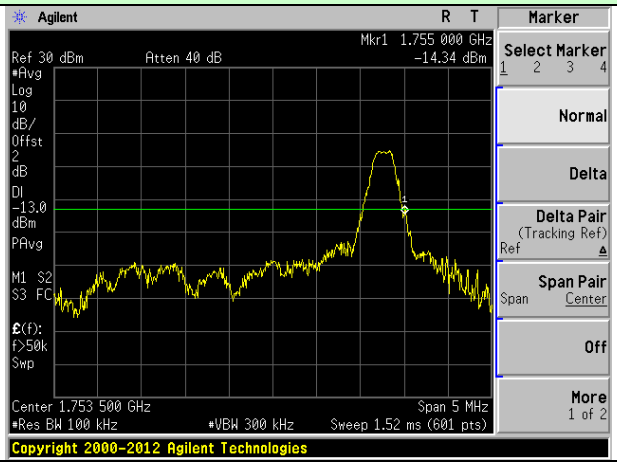
Lowest channel	Highest channel

3MHz Bandwidth (RB size:8# RB offset:0#)	3MHz Bandwidth (RB size:8# RB offset:7#)
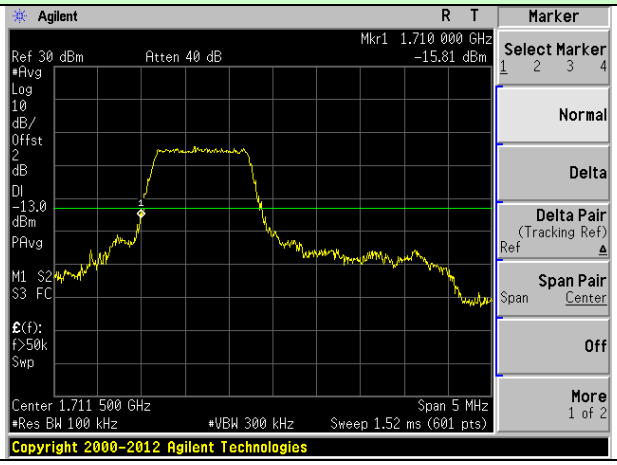	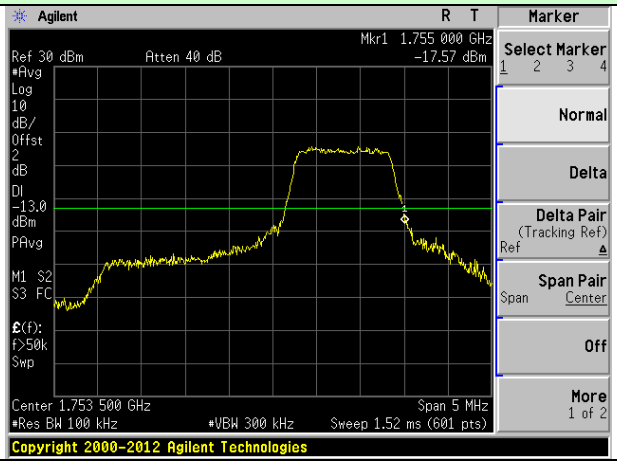
Lowest channel	Highest channel

3MHz Bandwidth (RB size:15# RB offset:0#)	3MHz Bandwidth (RB size:15# RB offset:0#)
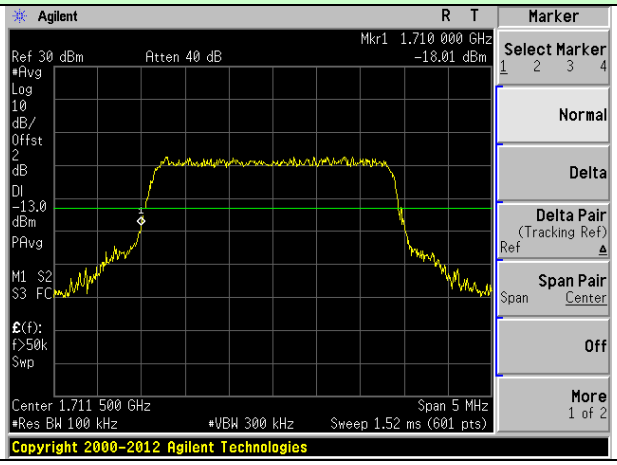	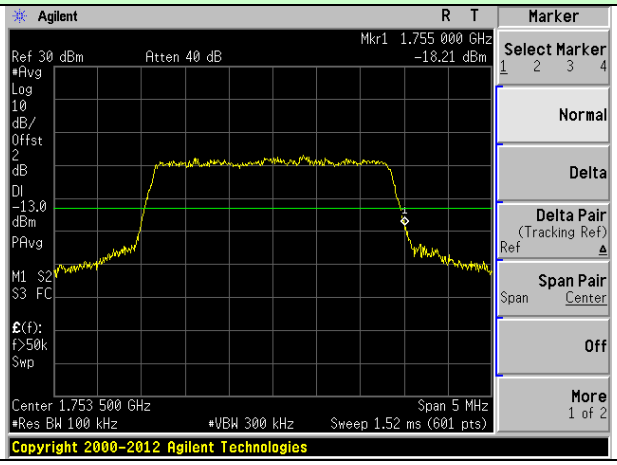
Lowest channel	Highest channel