5MHz Bandwidth (RB size:1# RB offset:0#)	5MHz Bandwidth (RB size:1# RB offset:24#)
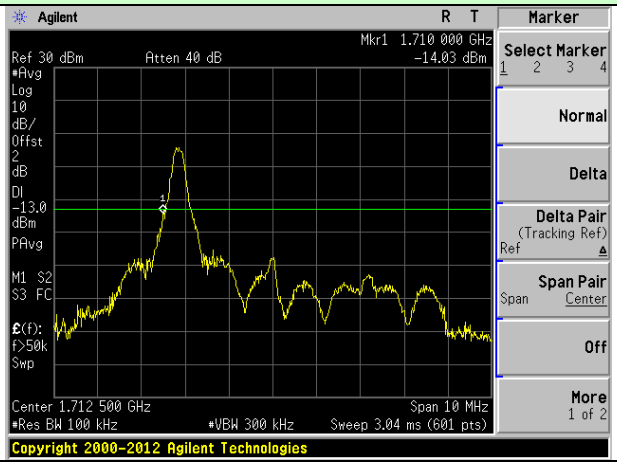	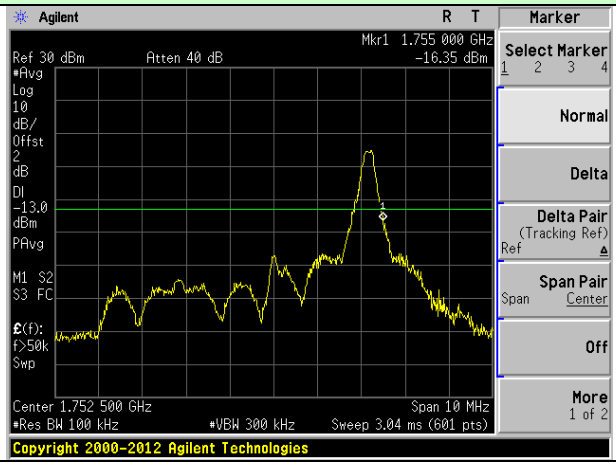
Lowest channel	Highest channel

5MHz Bandwidth (RB size:12# RB offset:0#)	5MHz Bandwidth (RB size:12# RB offset:13#)
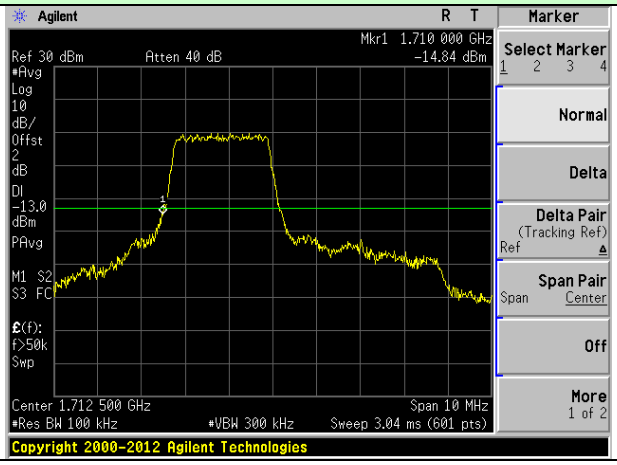	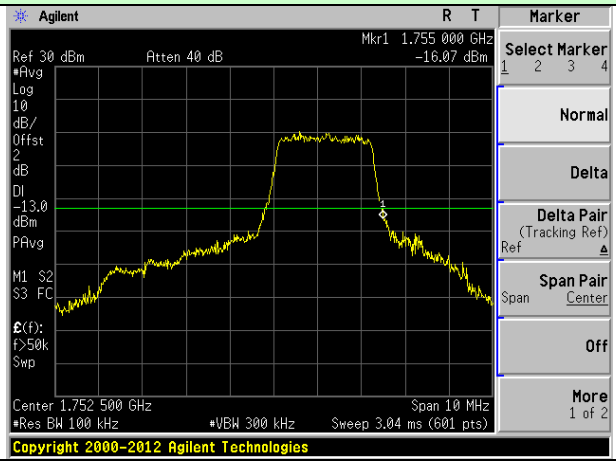
Lowest channel	Highest channel

5MHz Bandwidth (RB size:25# RB offset:0#)	5MHz Bandwidth (RB size:25# RB offset:0#)
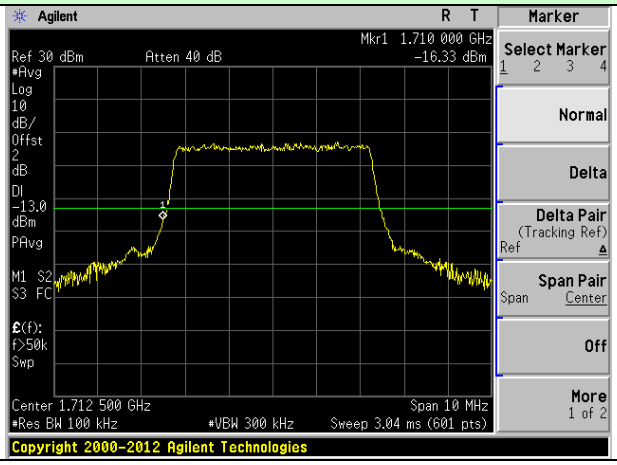	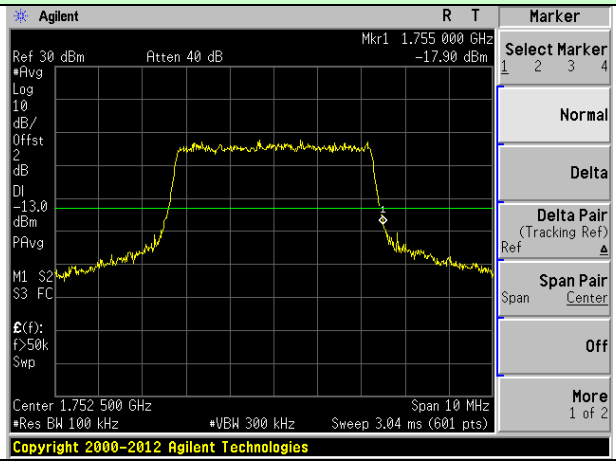
Lowest channel	Highest channel

10MHz Bandwidth (RB size:1# RB offset:0#)	10MHz Bandwidth (RB size:1# RB offset:49#)
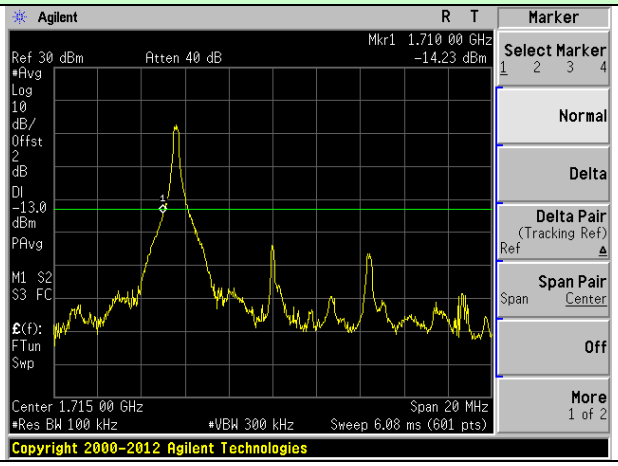	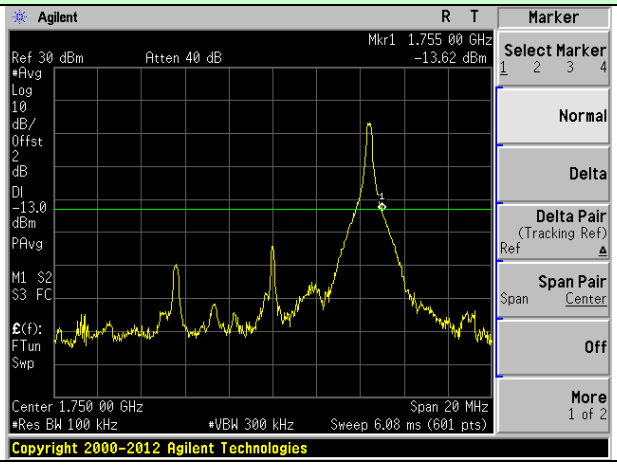
Lowest channel	Highest channel

10MHz Bandwidth (RB size:25# RB offset:0#)	10MHz Bandwidth (RB size:25# RB offset:25#)
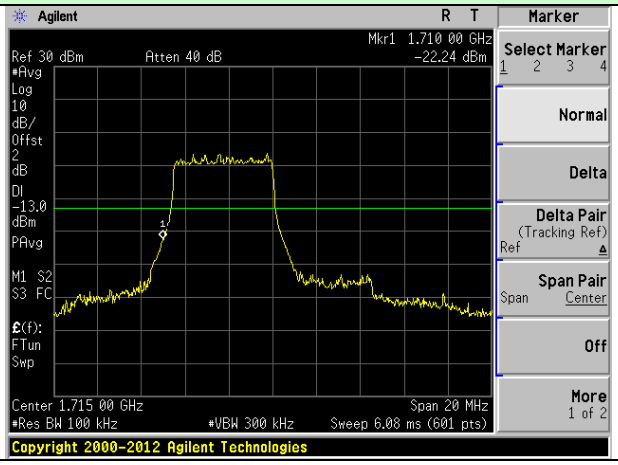	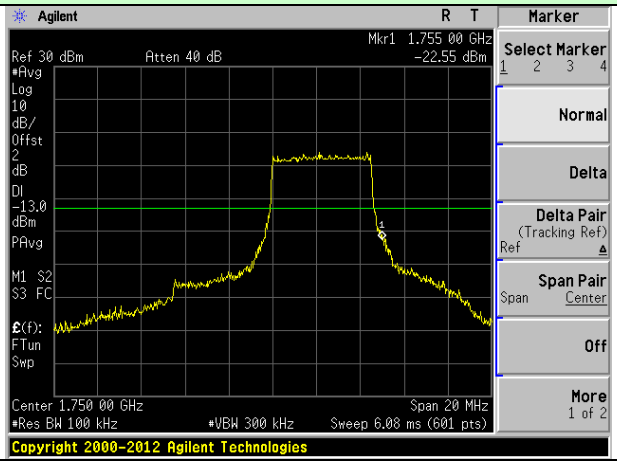
Lowest channel	Highest channel

10MHz Bandwidth (RB size:50# RB offset:0#)	10MHz Bandwidth (RB size:50# RB offset:0#)
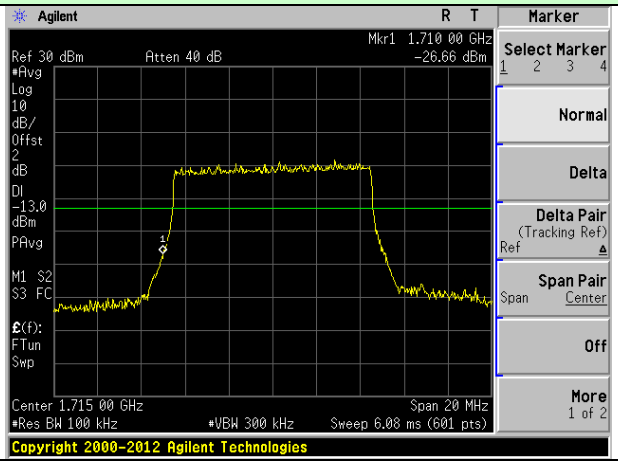	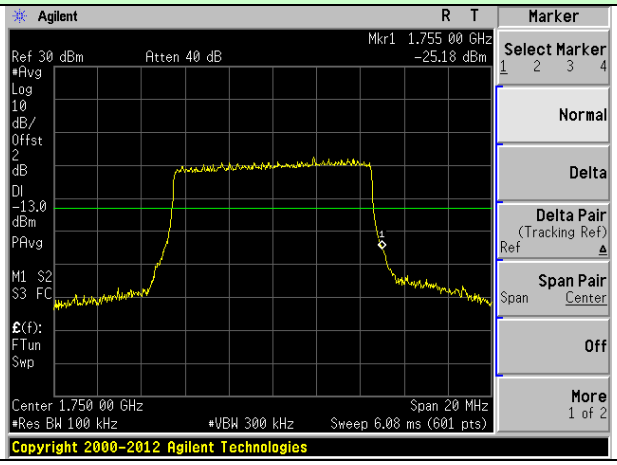
Lowest channel	Highest channel

15MHz Bandwidth (RB size:1# RB offset:0#)	15MHz Bandwidth (RB size:1# RB offset:74#)
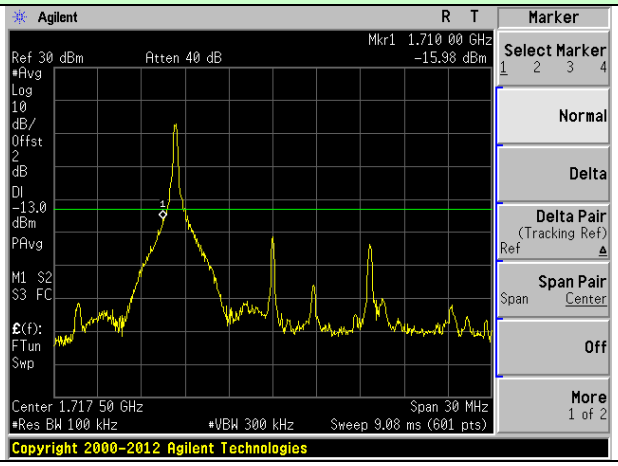	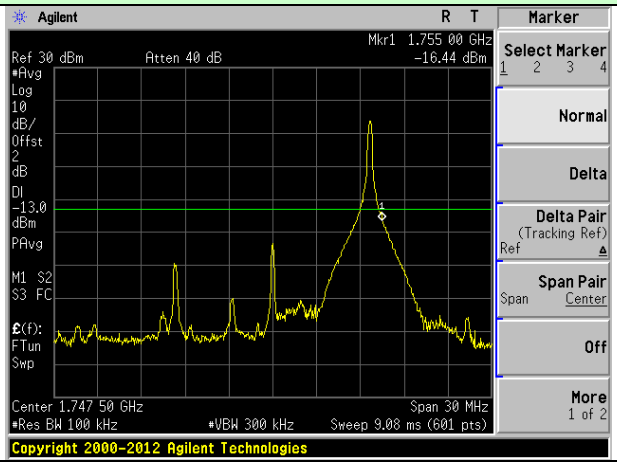
Lowest channel	Highest channel

15MHz Bandwidth (RB size:36# RB offset:0#)	15MHz Bandwidth (RB size:36# RB offset:39#)
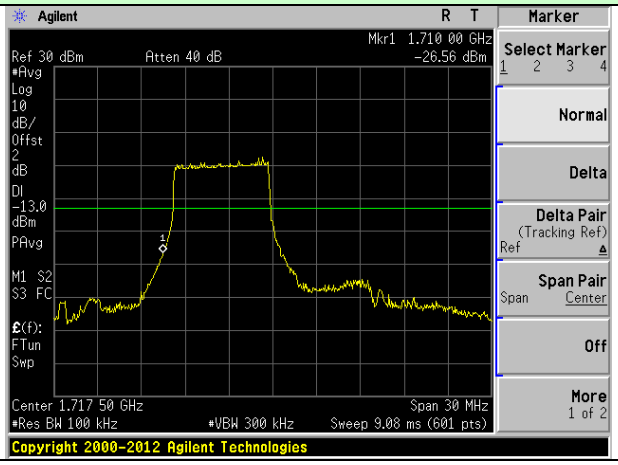	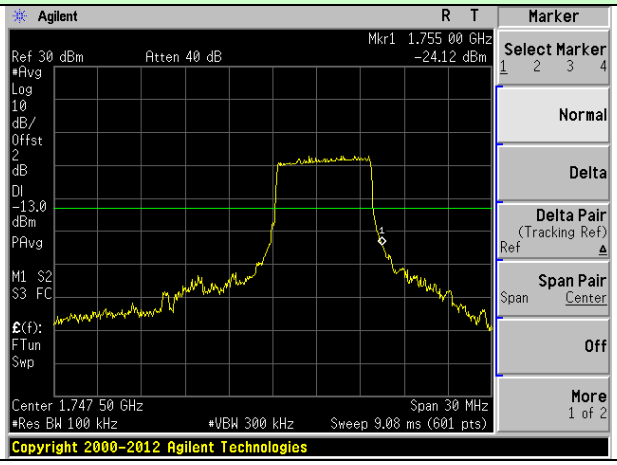
Lowest channel	Highest channel

15MHz Bandwidth (RB size:75# RB offset:0#)	15MHz Bandwidth (RB size:75# RB offset:0#)
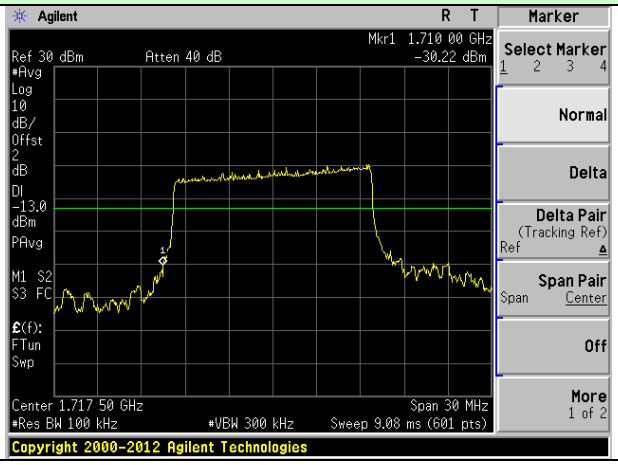	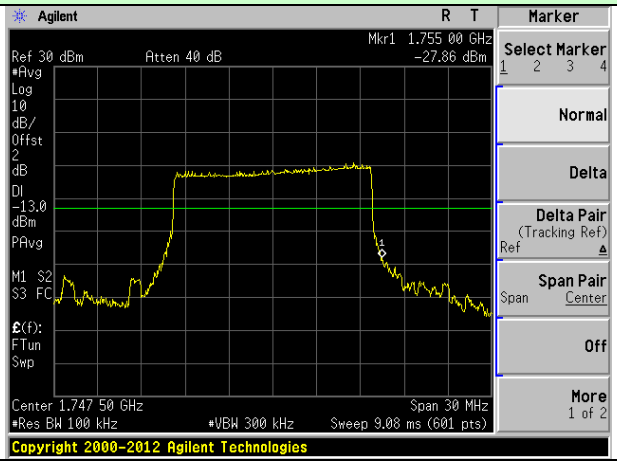
Lowest channel	Highest channel

20MHz Bandwidth (RB size:1# RB offset:0#)	20MHz Bandwidth (RB size:1# RB offset:99#)
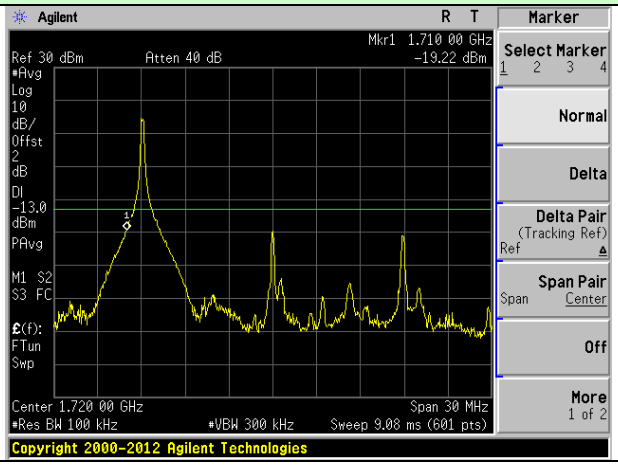	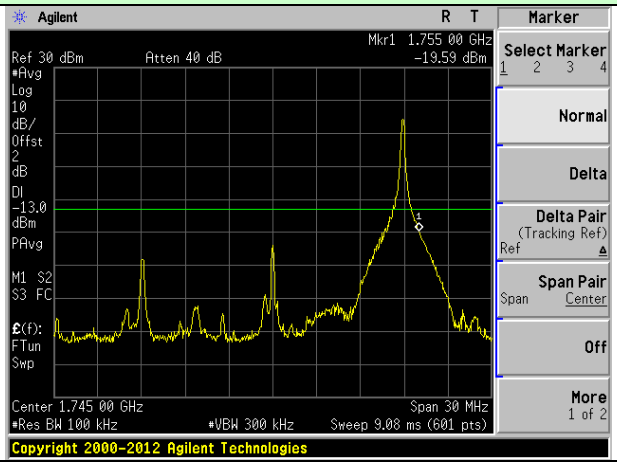
Lowest channel	Highest channel

20MHz Bandwidth (RB size:50# RB offset:0#)	20MHz Bandwidth (RB size:50# RB offset:50#)
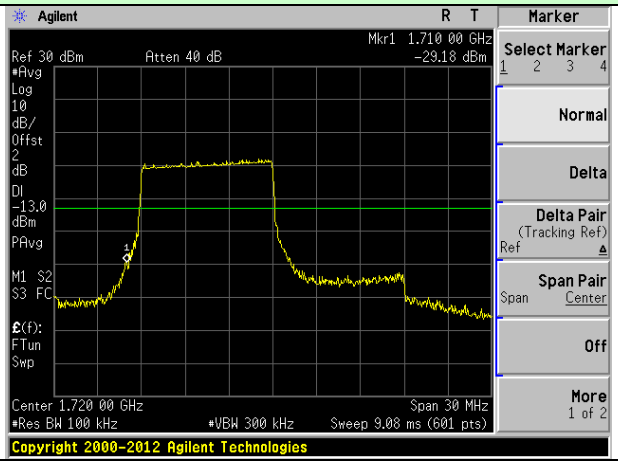	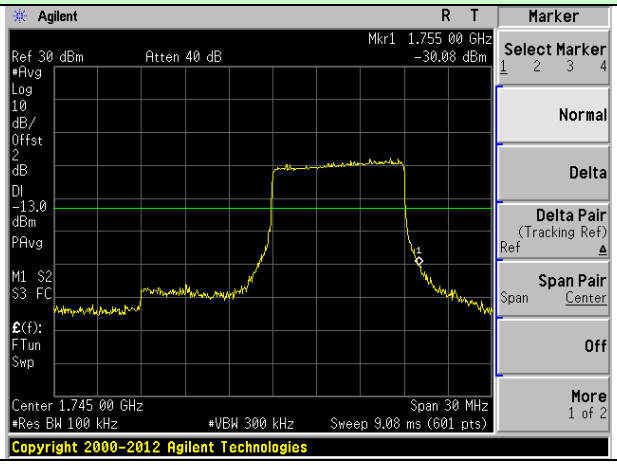
Lowest channel	Highest channel

20MHz Bandwidth (RB size:100# RB offset:0#)	20MHz Bandwidth (RB size:100# RB offset:0#)
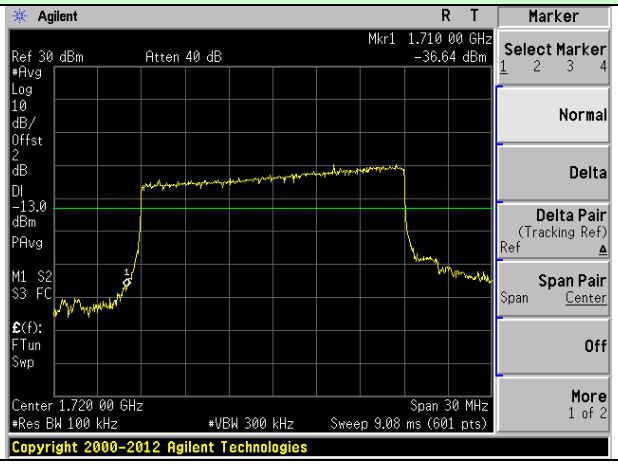	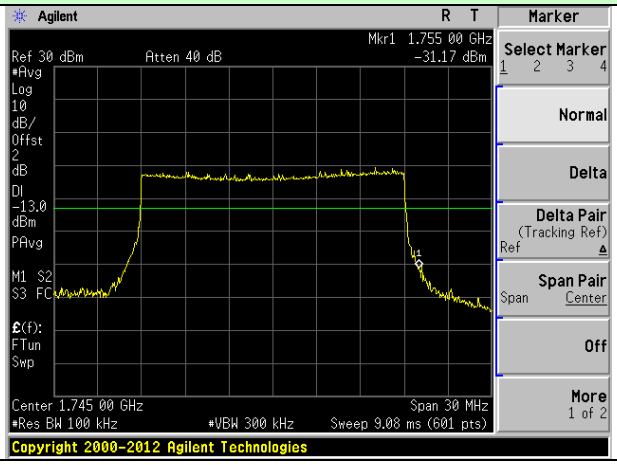
Lowest channel	Highest channel

LTE Band 5:

1.4MHz Bandwidth (RB size:1# RB offset:0#)	1.4MHz Bandwidth (RB size:1# RB offset:24#)
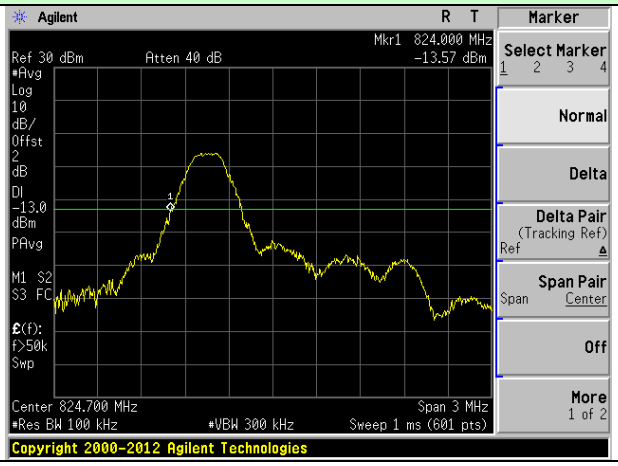	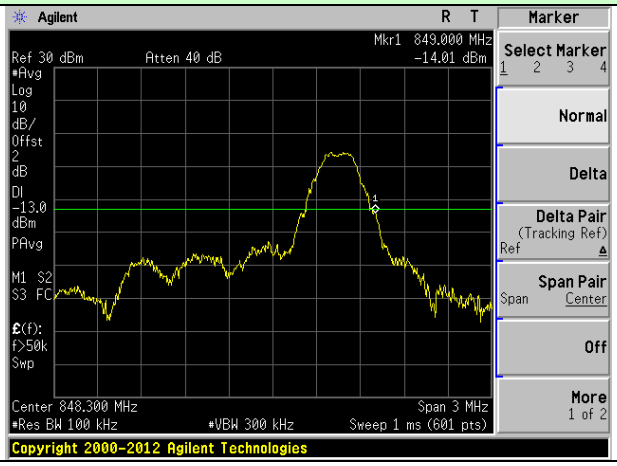
Lowest channel	Highest channel

1.4MHz Bandwidth (RB size:12# RB offset:0#)	1.4MHz Bandwidth (RB size:12# RB offset:13#)
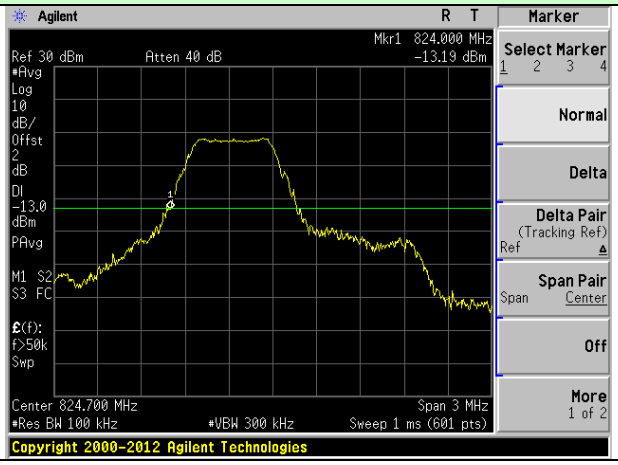	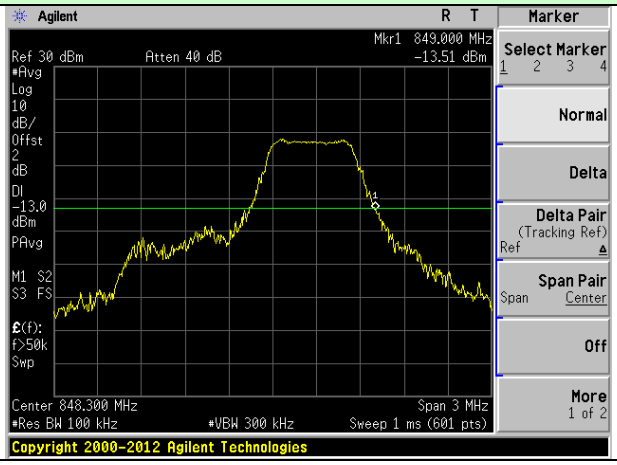
Lowest channel	Highest channel

1.4MHz Bandwidth (RB size:25# RB offset:0#)	1.4MHz Bandwidth (RB size:25# RB offset:0#)
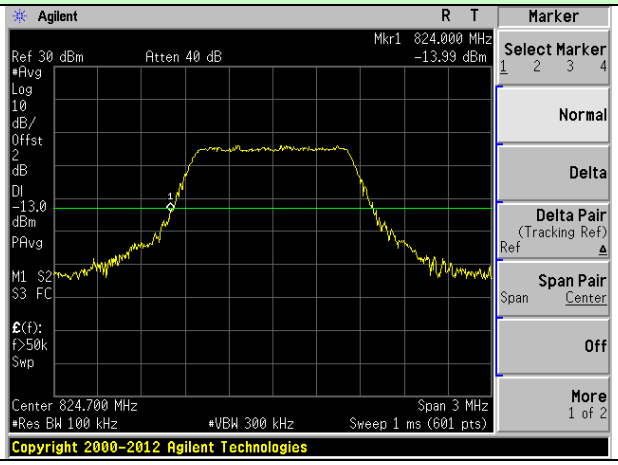	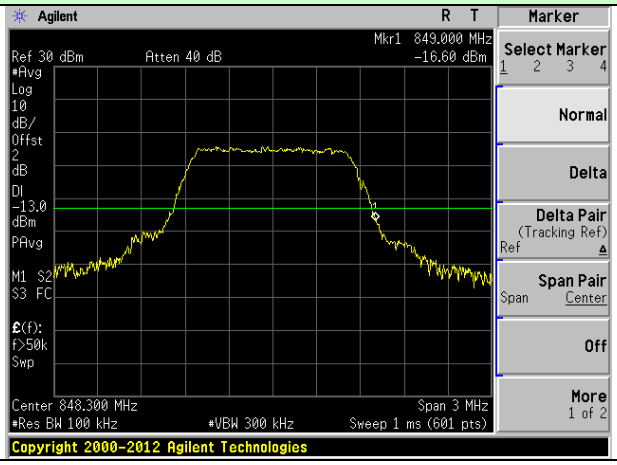
Lowest channel	Highest channel

3MHz Bandwidth (RB size:1# RB offset:0#)	3MHz Bandwidth (RB size:1# RB offset:49#)
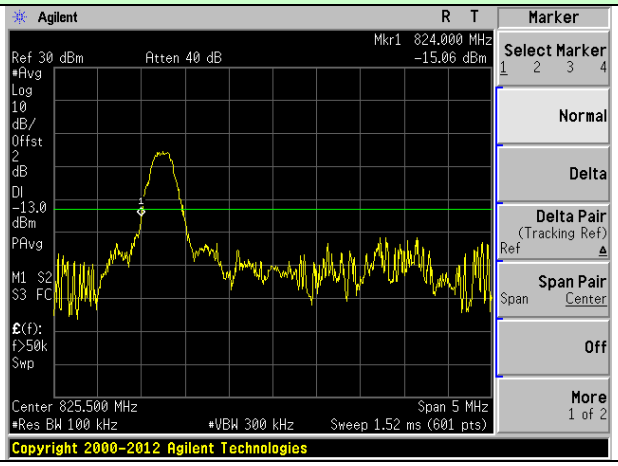	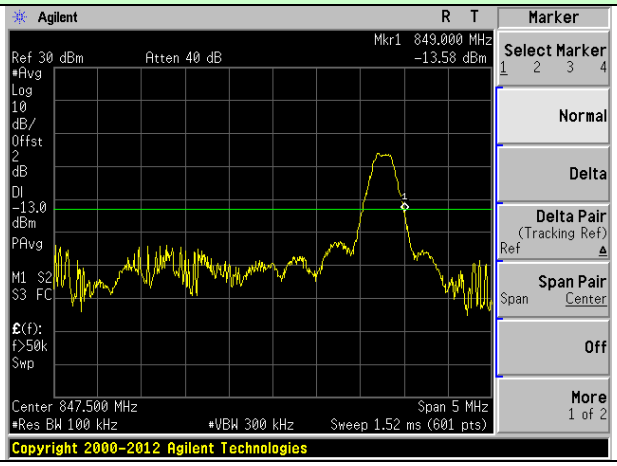
Lowest channel	Highest channel

3MHz Bandwidth (RB size:25# RB offset:0#)	3MHz Bandwidth (RB size:25# RB offset:25#)
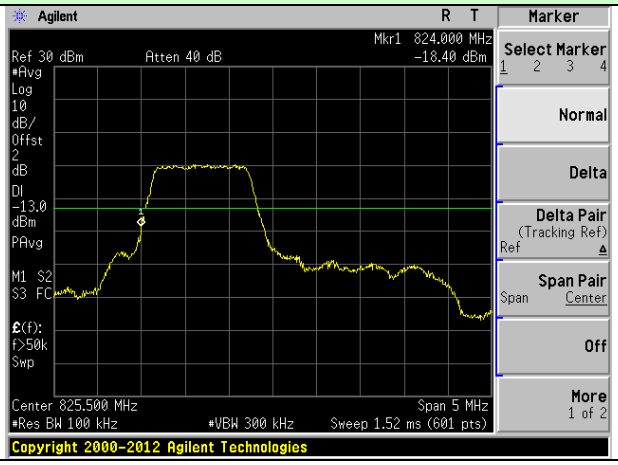	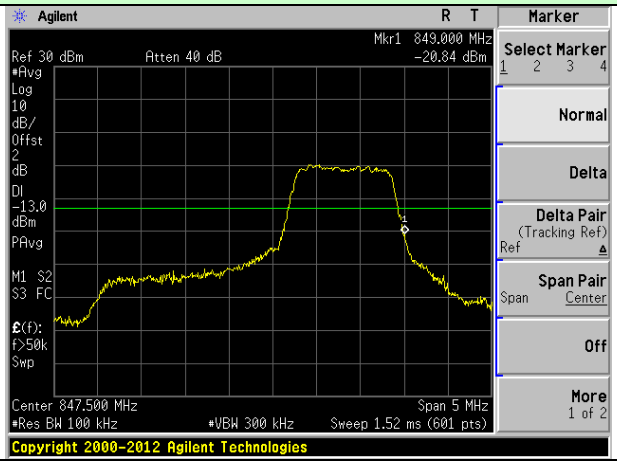
Lowest channel	Highest channel

3MHz Bandwidth (RB size:50# RB offset:0#)	3MHz Bandwidth (RB size:50# RB offset:0#)
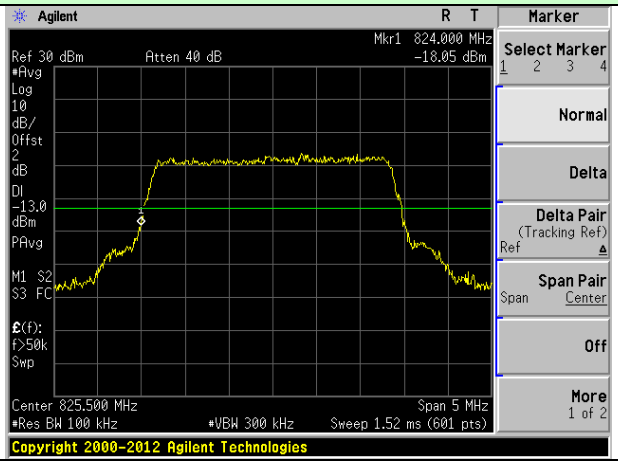	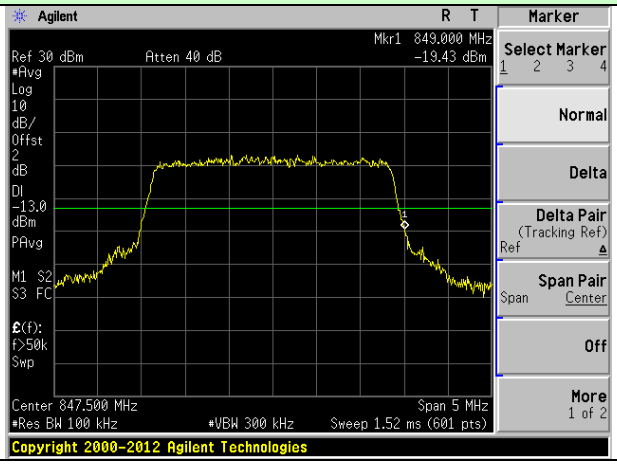
Lowest channel	Highest channel

5MHz Bandwidth (RB size:1# RB offset:0#)	5MHz Bandwidth (RB size:1# RB offset:74#)

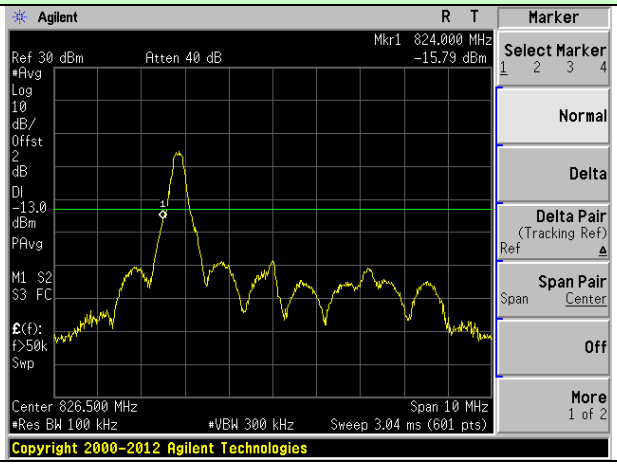

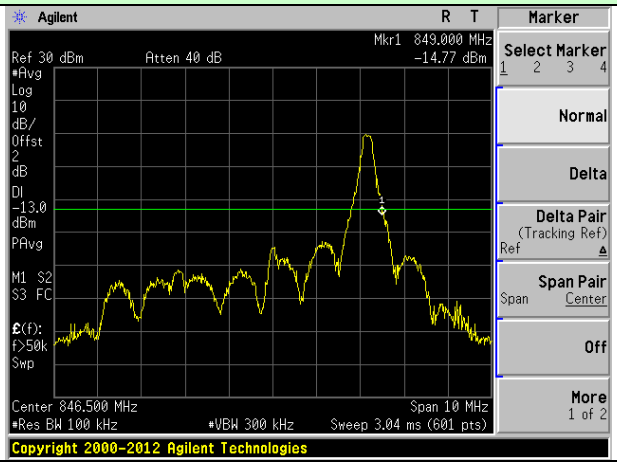

Lowest channel | Highest channel

5MHz Bandwidth (RB size:36# RB offset:0#)	5MHz Bandwidth (RB size:36# RB offset:39#)

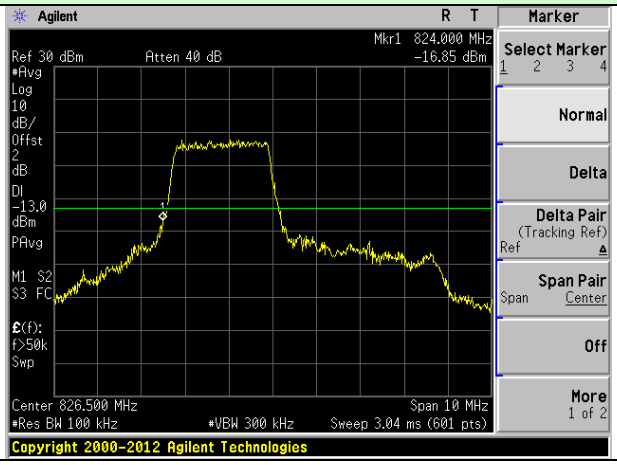

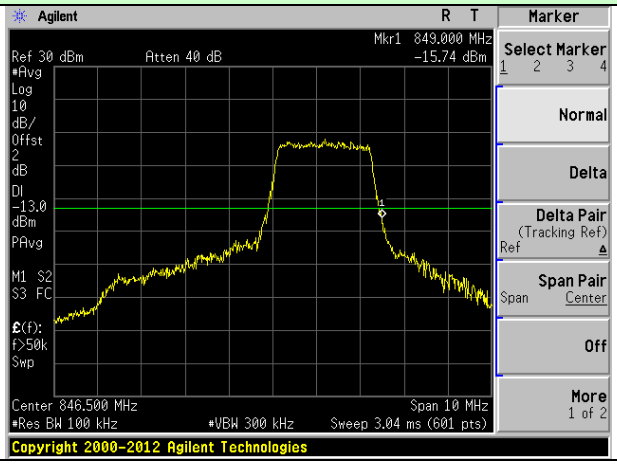

Lowest channel | Highest channel

5MHz Bandwidth (RB size:75# RB offset:0#)	5MHz Bandwidth (RB size:75# RB offset:0#)

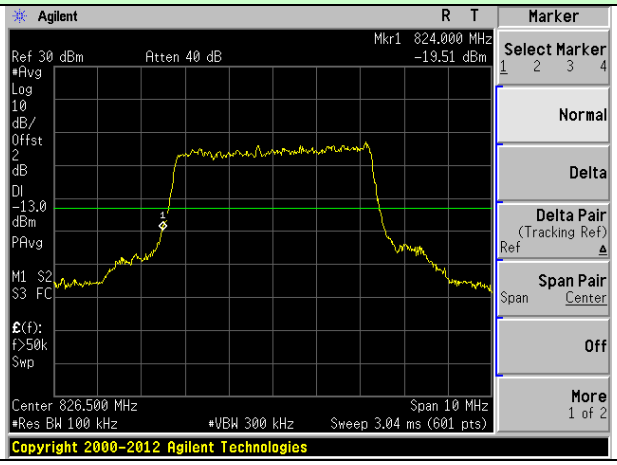

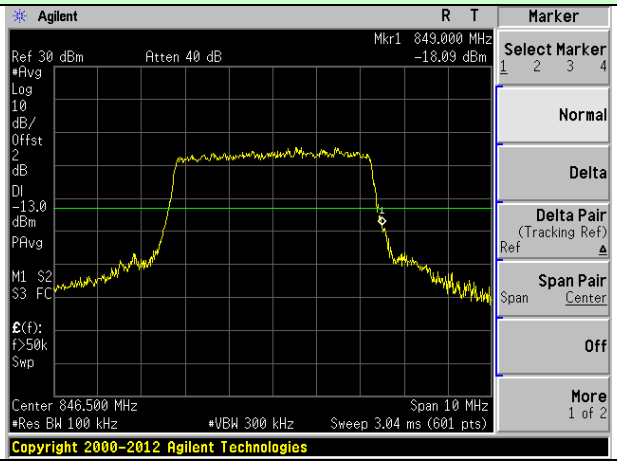

Lowest channel | Highest channel

10MHz Bandwidth (RB size:1# RB offset:0#)	10MHz Bandwidth (RB size:1# RB offset:99#)

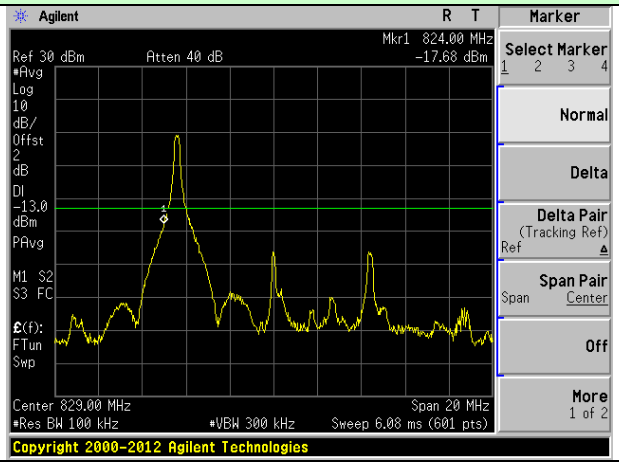

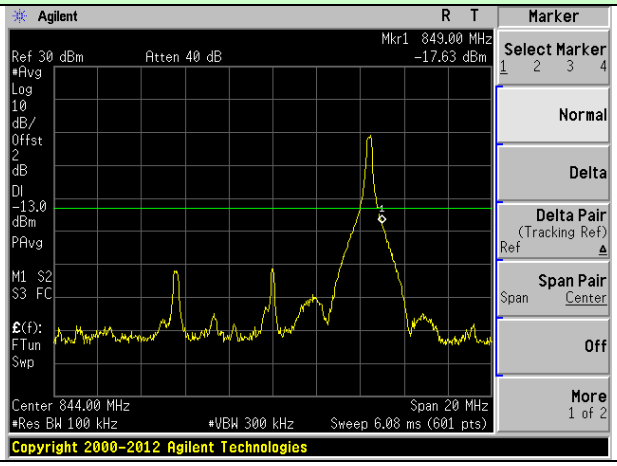

Lowest channel | Highest channel

10MHz Bandwidth (RB size:50# RB offset:0#)	10MHz Bandwidth (RB size:50# RB offset:50#)

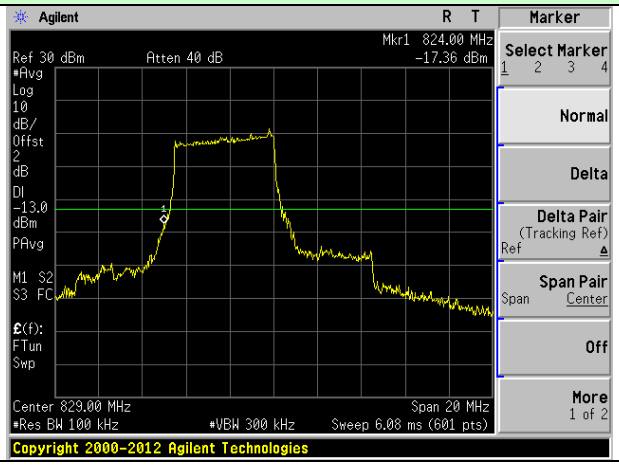

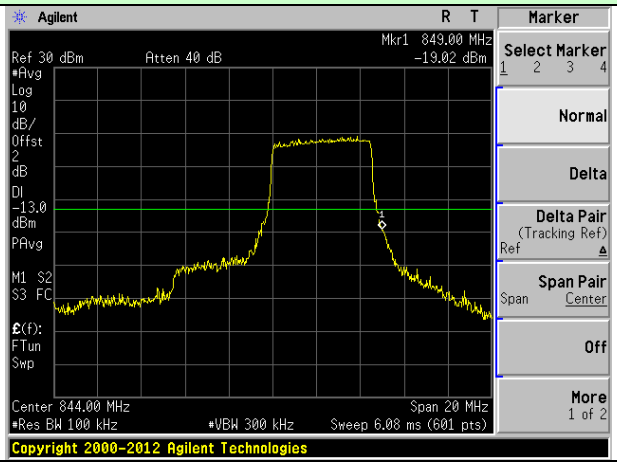

Lowest channel | Highest channel

10MHz Bandwidth (RB size:100# RB offset:0#)	10MHz Bandwidth (RB size:100# RB offset:0#)

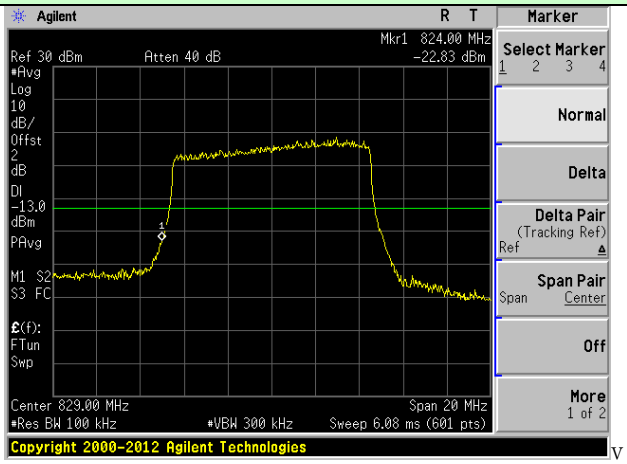

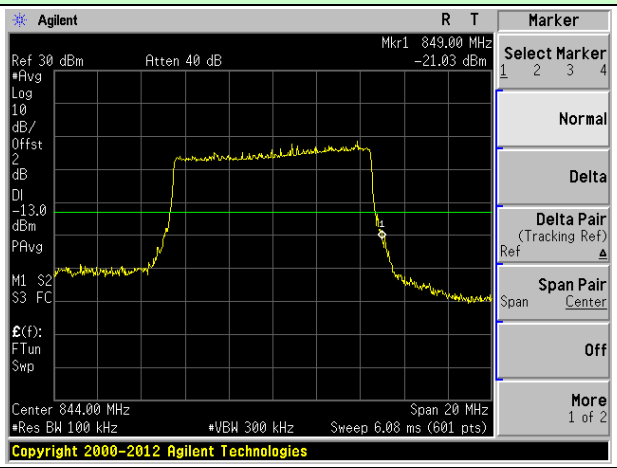

Lowest channel | Highest channel

LTE Band 7:

5MHz Bandwidth (RB size:1# RB offset:0#)	5MHz Bandwidth (RB size:1# RB offset:24#)
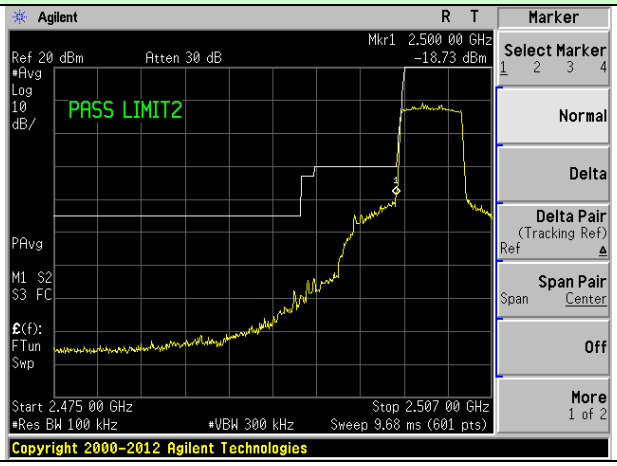	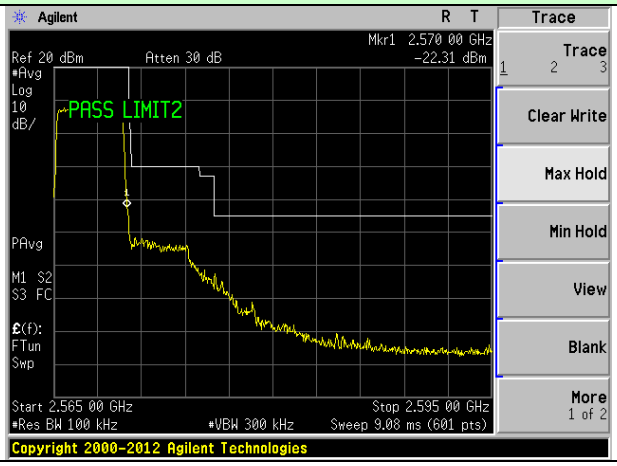
Lowest channel	Highest channel

10MHz Bandwidth (RB size:1# RB offset:0#)	10MHz Bandwidth (RB size:1# RB offset:49#)
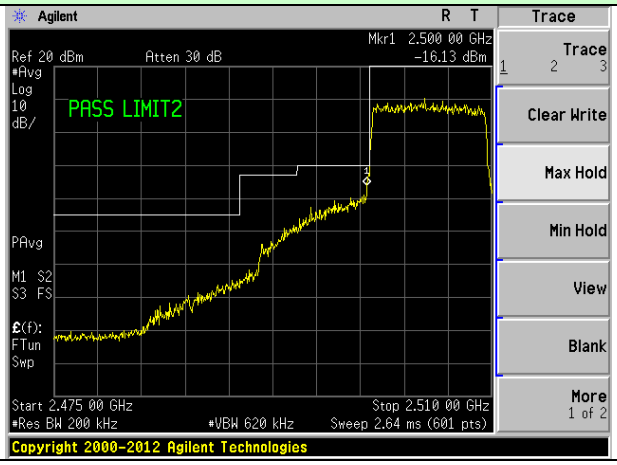	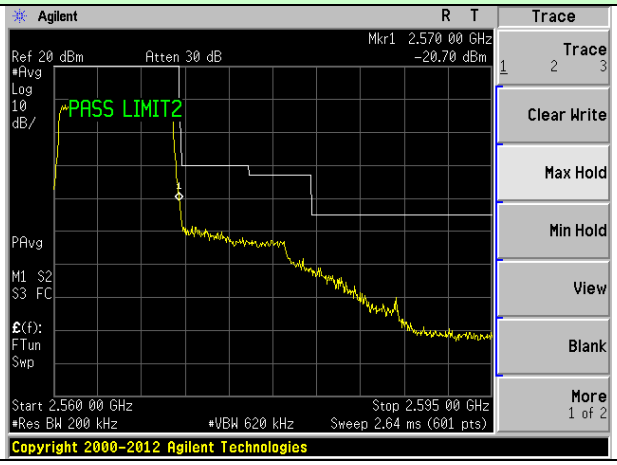
Lowest channel	Highest channel

15MHz Bandwidth (RB size:1# RB offset:0#)	15MHz Bandwidth (RB size:1# RB offset:74#)
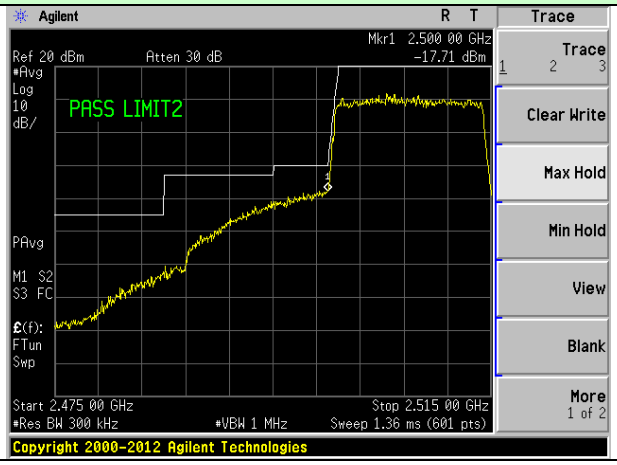	
Lowest channel	Highest channel

20MHz Bandwidth (RB size:1# RB offset:0#)	20MHz Bandwidth (RB size:1# RB offset:99#)
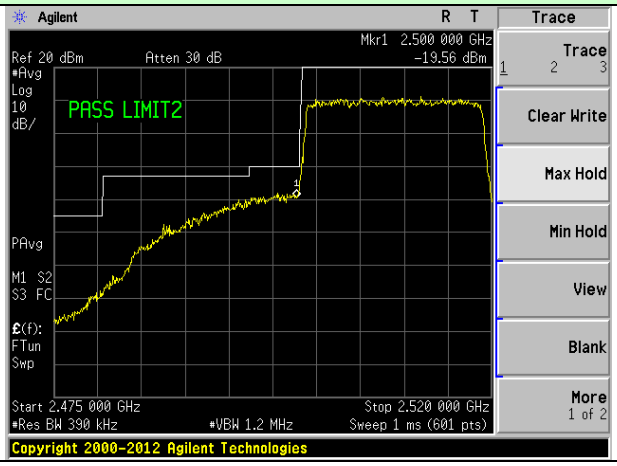	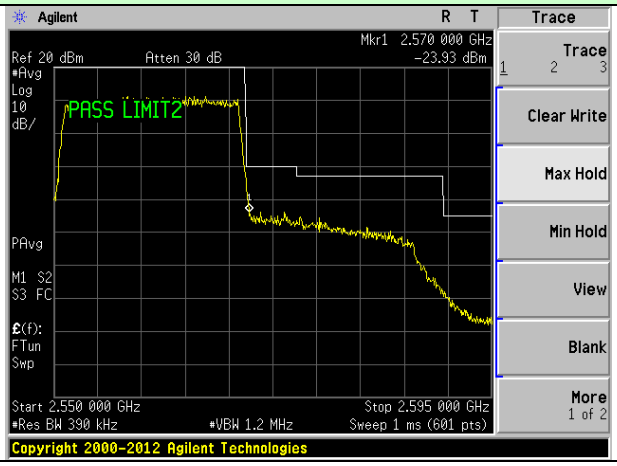
Lowest channel	Highest channel

Band66_1.4MHz_QPSK_131979_6RB#0	Band66_1.4MHz_QPSK_132665_6RB#0
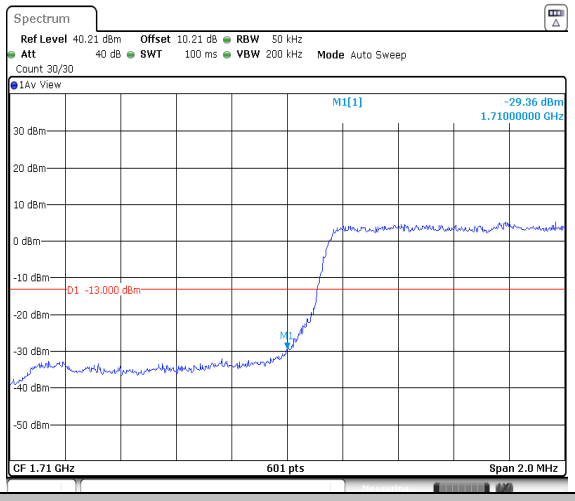	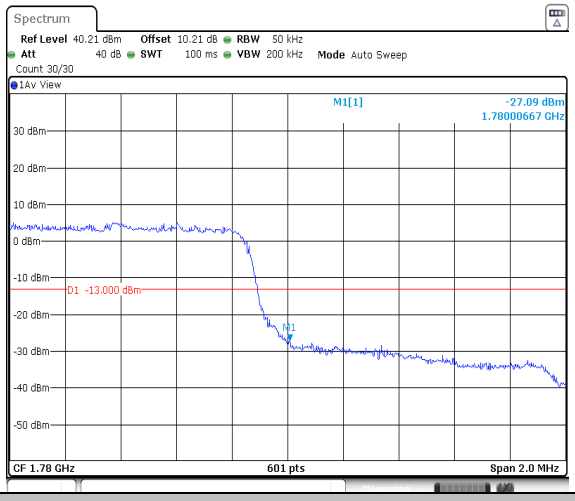
Band66_3MHz_QPSK_131987_15RB#0	**Band66_3MHz_QPSK_132657_15RB#0**
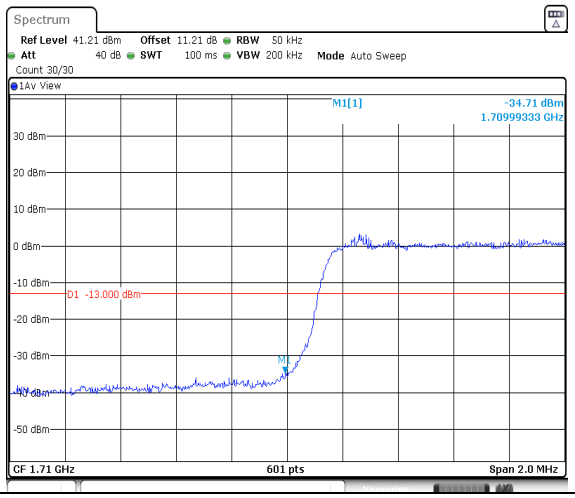	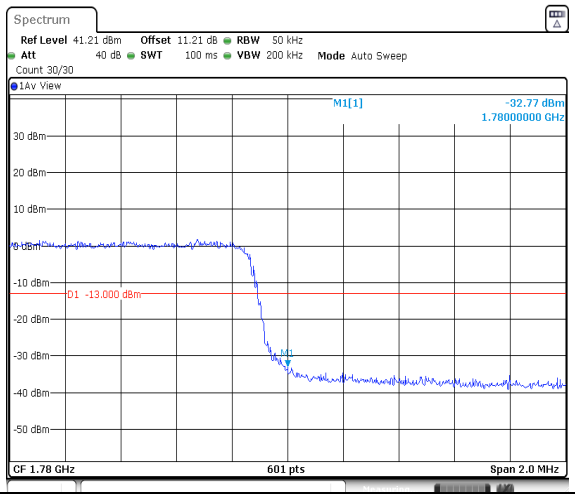

Band66_5MHz_QPSK_131997_25RB#0	Band66_5MHz_QPSK_132647_25RB#0
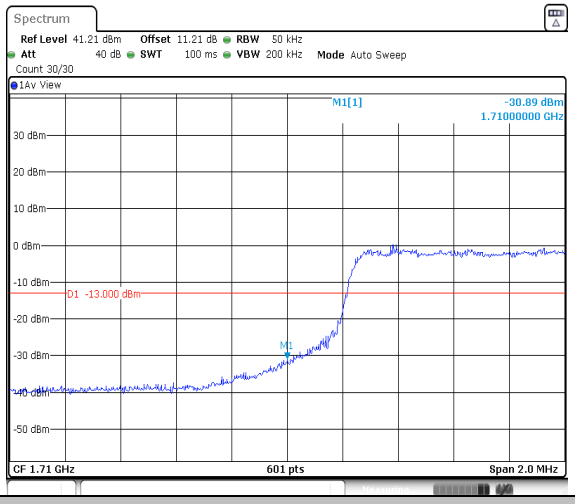	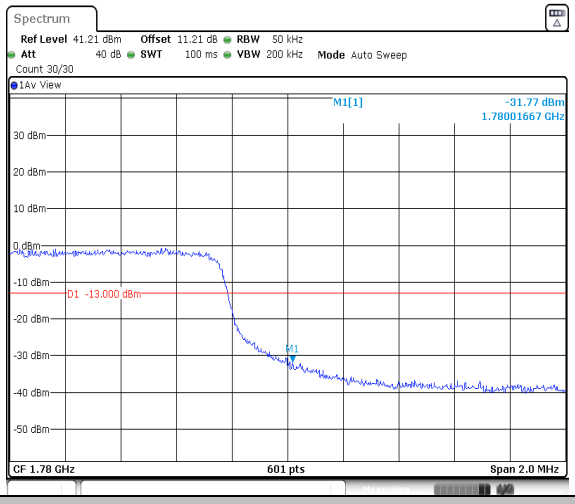
Band66_10MHz_QPSK_132022_50RB#0	**Band66_10MHz_QPSK_132622_50RB#0**
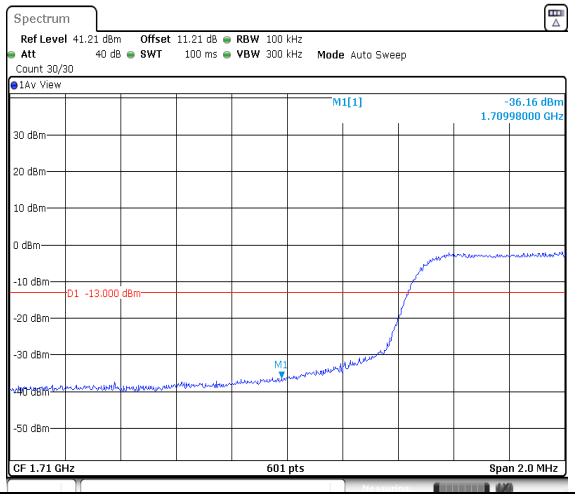	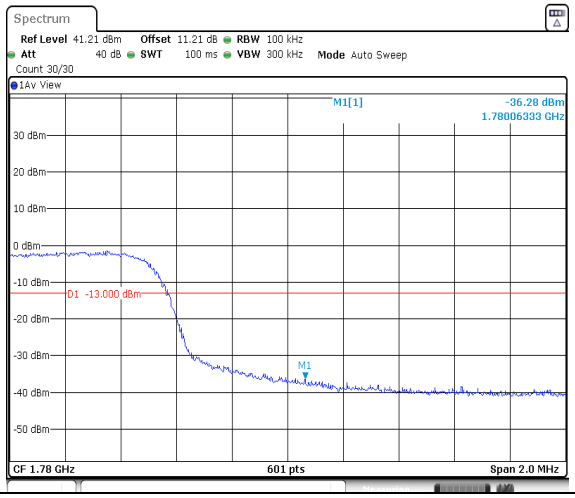

Band66_15MHz_QPSK_132047_75RB#0	Band66_15MHz_QPSK_132597_75RB#0
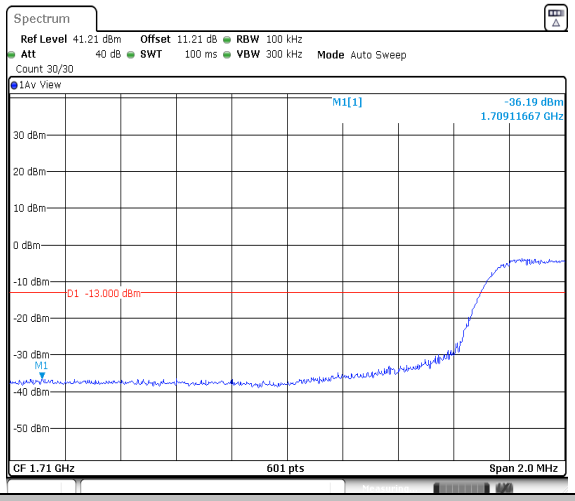	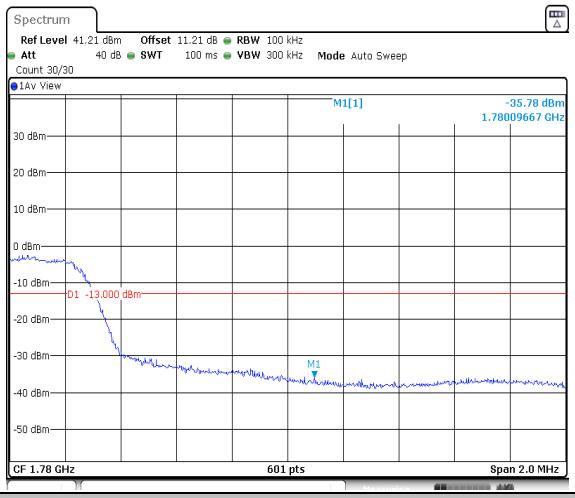
Band66_20MHz_QPSK_132072_100RB#0	**Band66_20MHz_QPSK_132572_100RB#0**
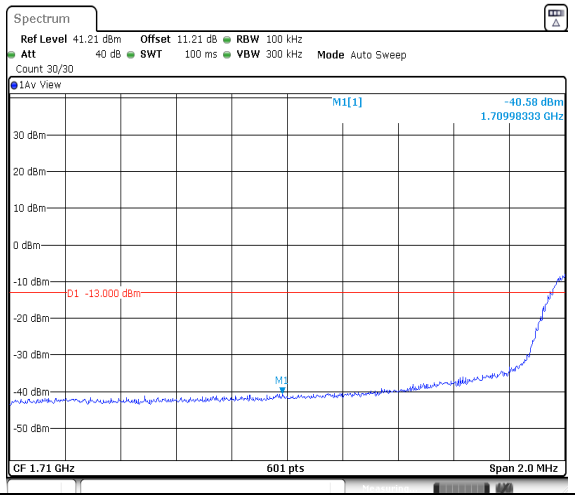	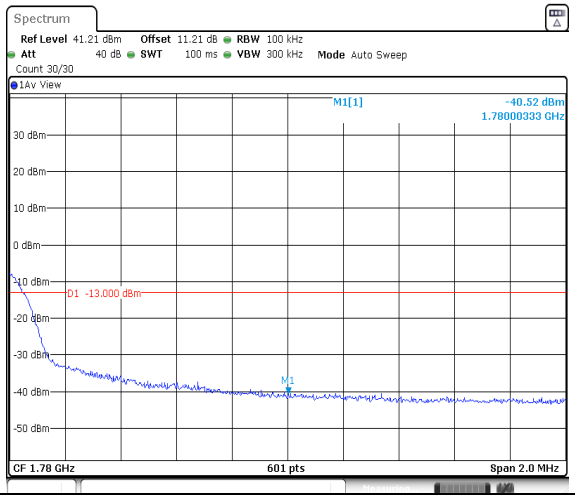

LTE Band 4 (16QAM mode):

1.4MHz Bandwidth (RB size:1# RB offset:0#)	1.4MHz Bandwidth (RB size:1# RB offset:5#)
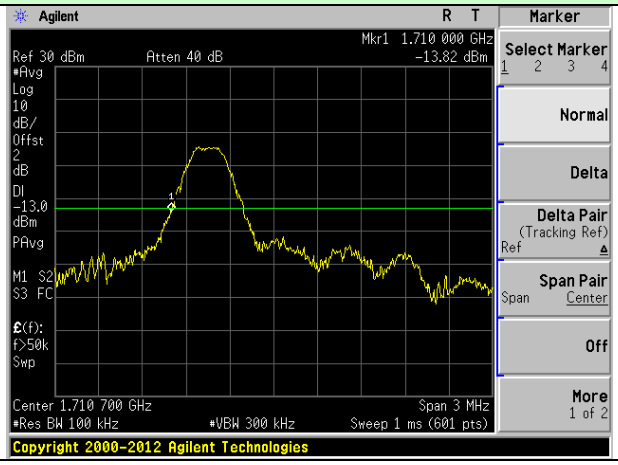	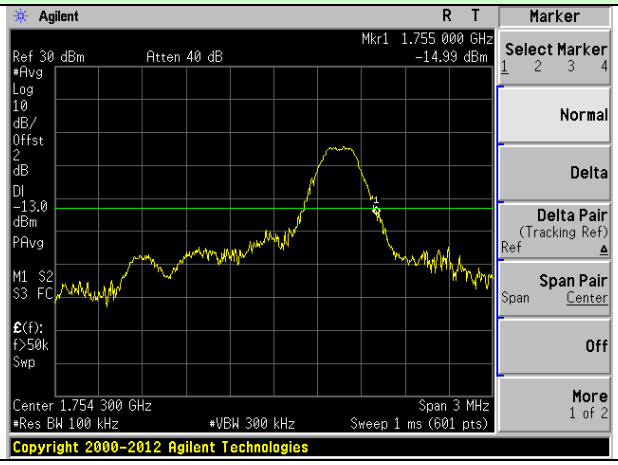
Lowest channel	Highest channel

1.4MHz Bandwidth (RB size:3# RB offset:0#)	1.4MHz Bandwidth (RB size:3# RB offset:2#)
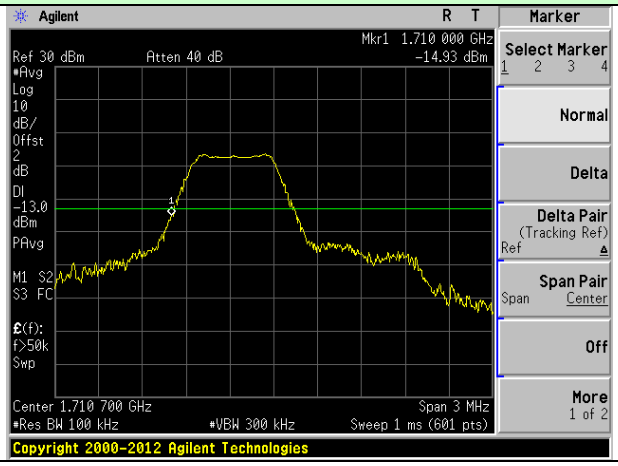	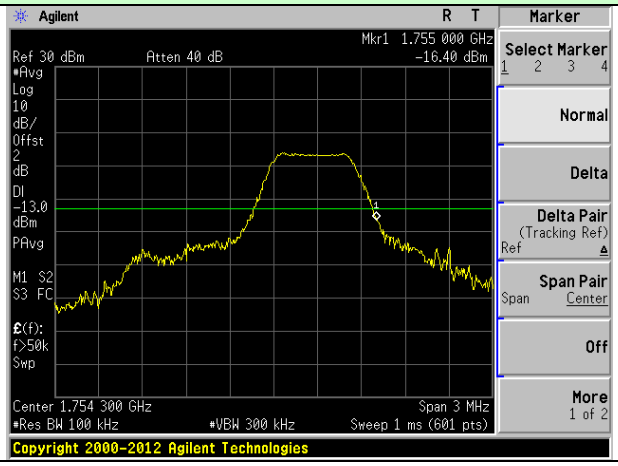
Lowest channel	Highest channel

1.4MHz Bandwidth (RB size:6# RB offset:0#)	1.4MHz Bandwidth (RB size:6# RB offset:0#)
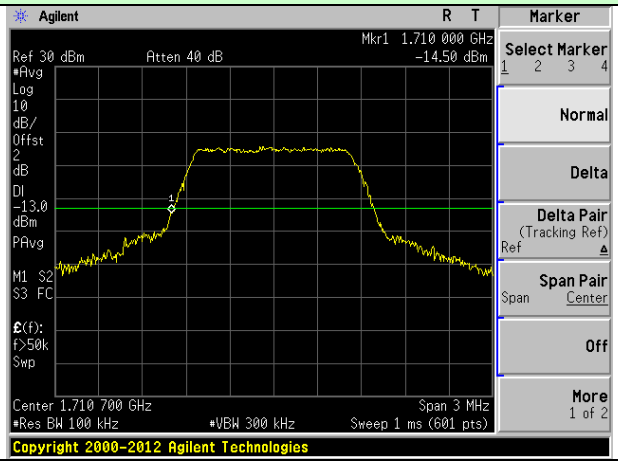	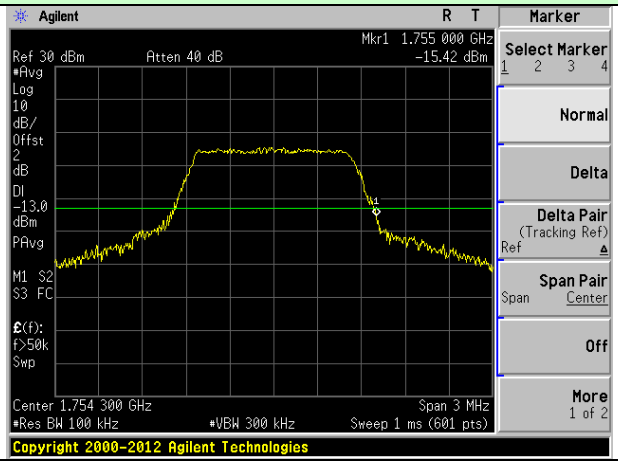
Lowest channel	Highest channel

3MHz Bandwidth (RB size:1# RB offset:0#)	3MHz Bandwidth (RB size:1# RB offset:14#)
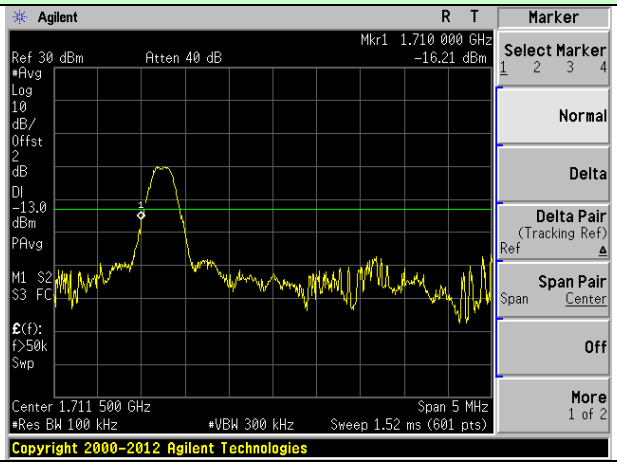	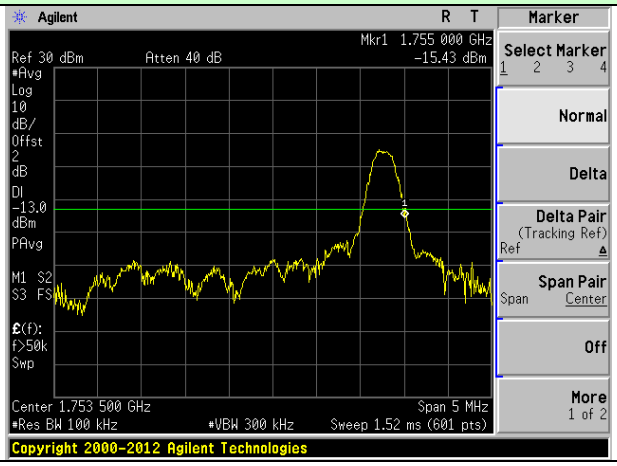
Lowest channel	Highest channel

3MHz Bandwidth (RB size:8# RB offset:0#)	3MHz Bandwidth (RB size:8# RB offset:7#)
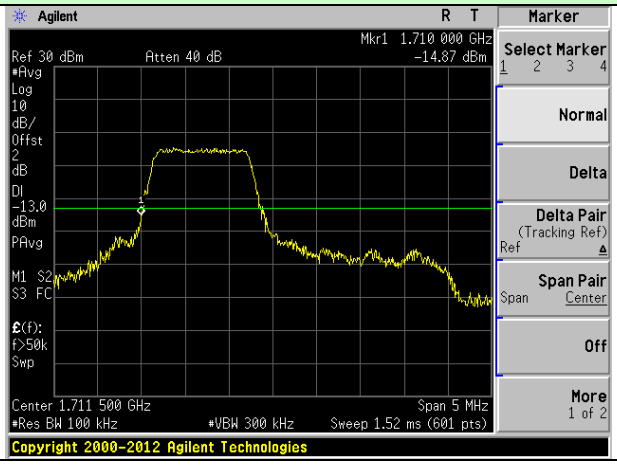	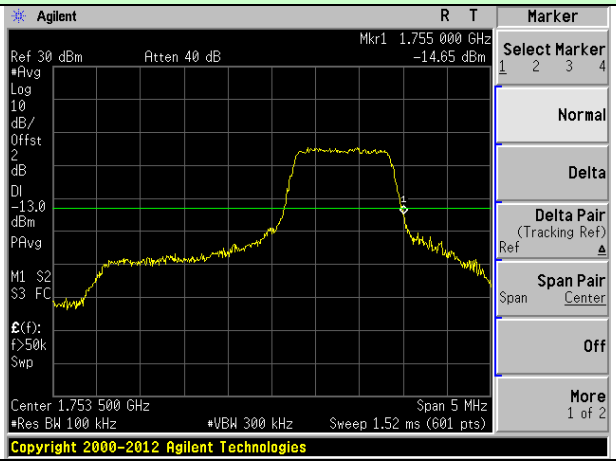
Lowest channel	Highest channel

3MHz Bandwidth (RB size:15# RB offset:0#)	3MHz Bandwidth (RB size:15# RB offset:0#)
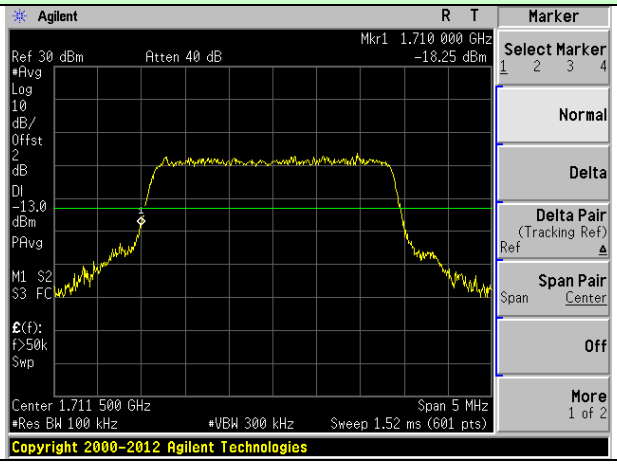	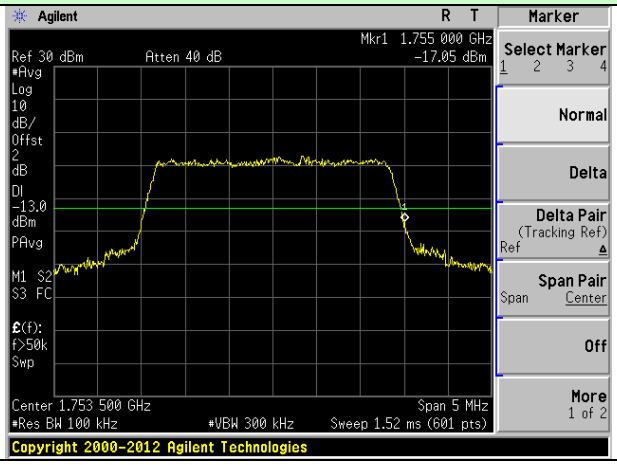
Lowest channel	Highest channel

5MHz Bandwidth (RB size:1# RB offset:0#)	5MHz Bandwidth (RB size:1# RB offset:24#)
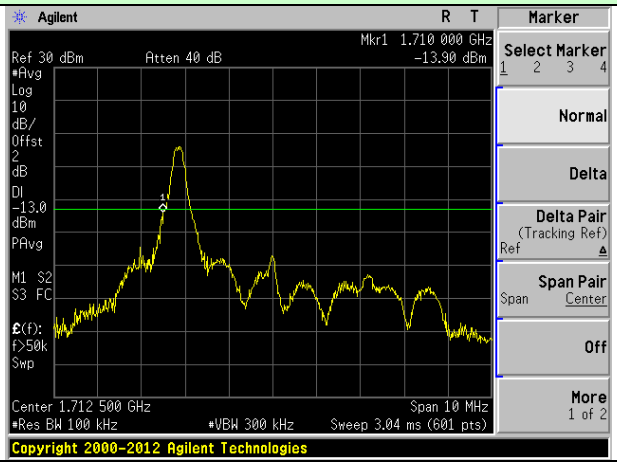	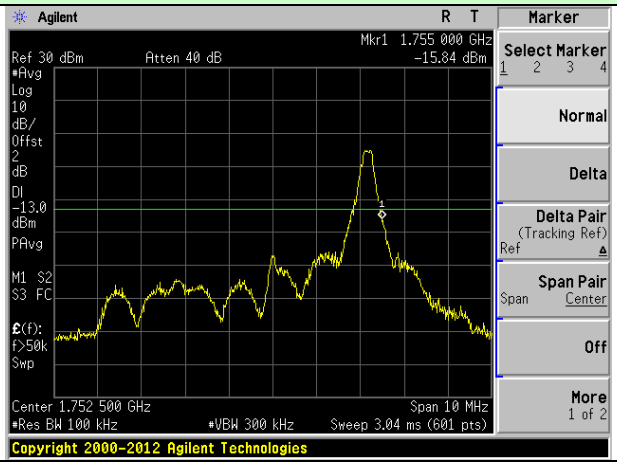
Lowest channel	Highest channel

5MHz Bandwidth (RB size:12# RB offset:0#)	5MHz Bandwidth (RB size:12# RB offset:13#)
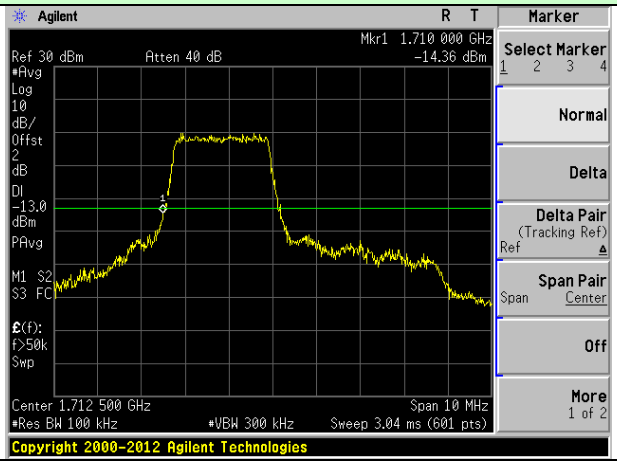	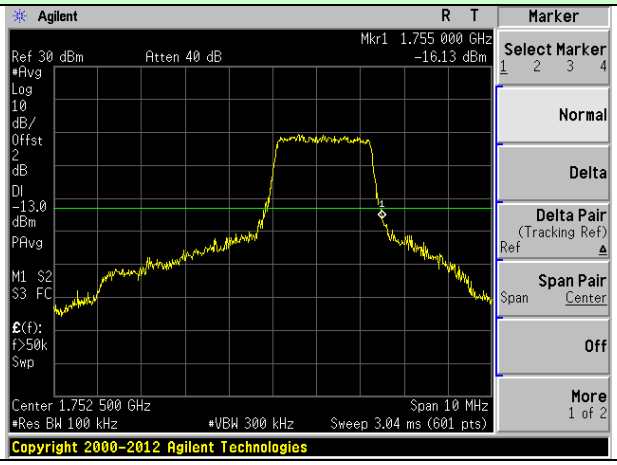
Lowest channel	Highest channel

5MHz Bandwidth (RB size:25# RB offset:0#)	5MHz Bandwidth (RB size:25# RB offset:0#)
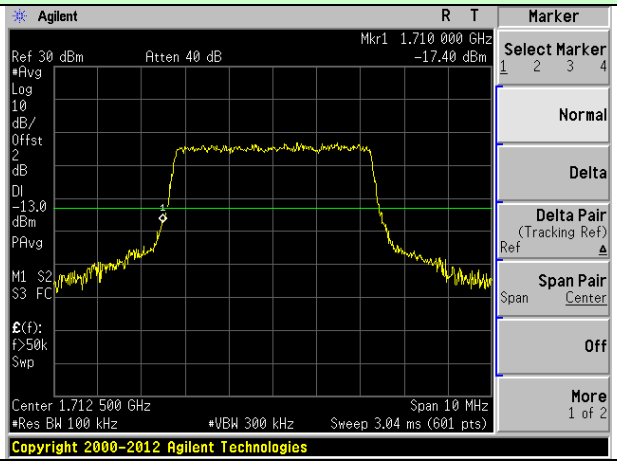	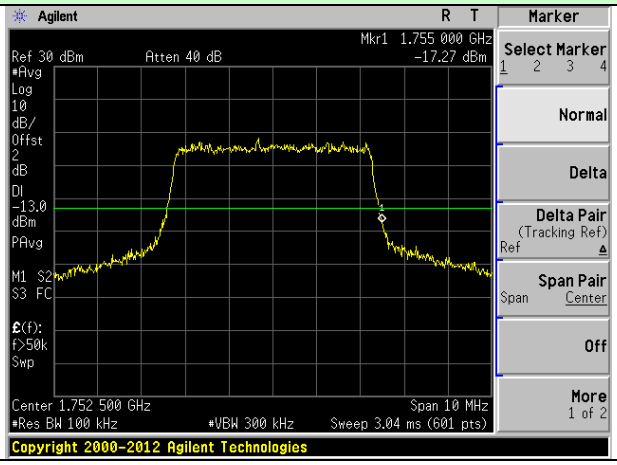
Lowest channel	Highest channel

10MHz Bandwidth (RB size:1# RB offset:0#)	10MHz Bandwidth (RB size:1# RB offset:49#)
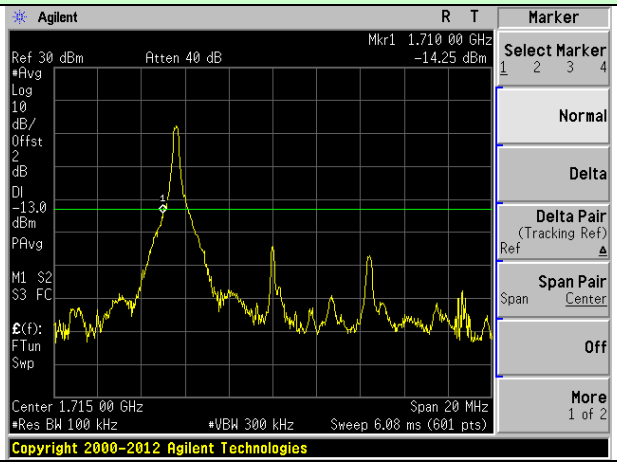	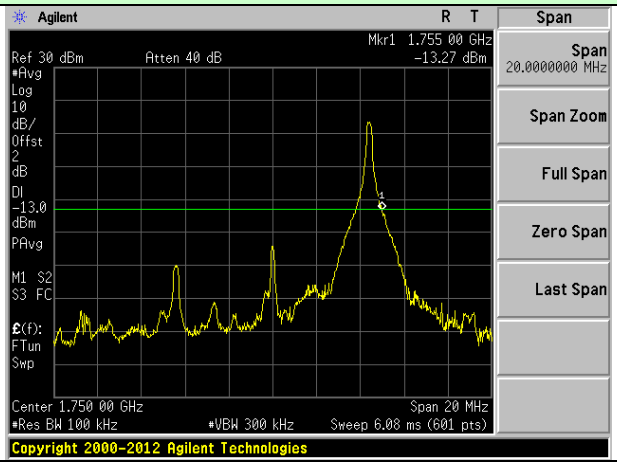
Lowest channel	Highest channel

10MHz Bandwidth (RB size:25# RB offset:0#)	10MHz Bandwidth (RB size:25# RB offset:25#)
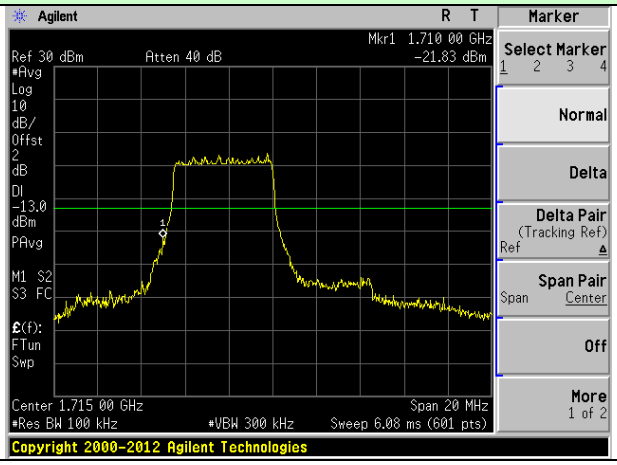	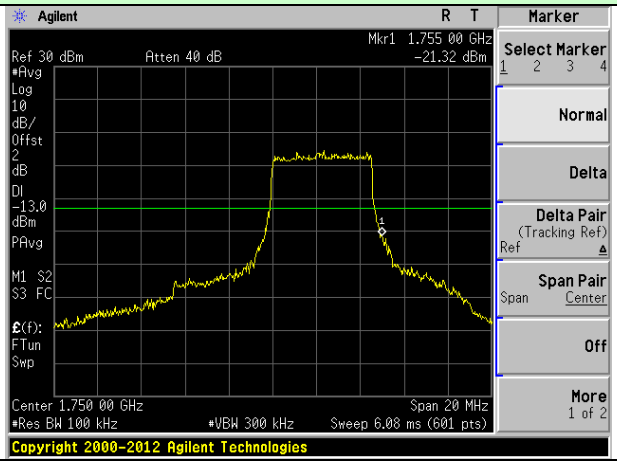
Lowest channel	Highest channel

10MHz Bandwidth (RB size:50# RB offset:0#)	10MHz Bandwidth (RB size:50# RB offset:0#)
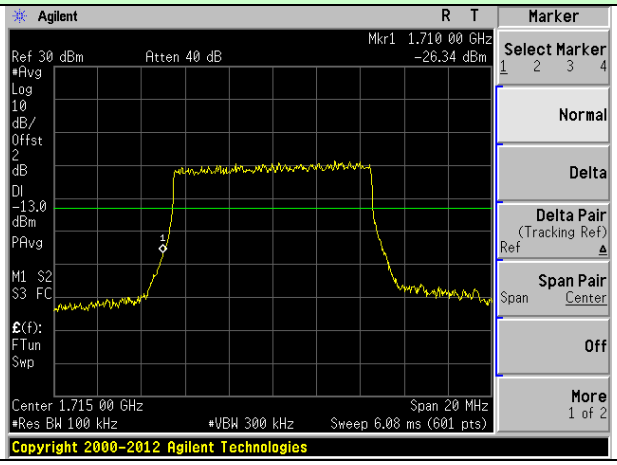	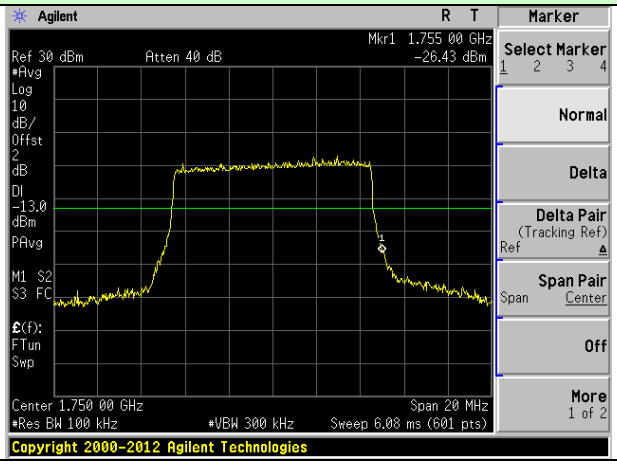
Lowest channel	Highest channel

15MHz Bandwidth (RB size:1# RB offset:0#)	15MHz Bandwidth (RB size:1# RB offset:74#)
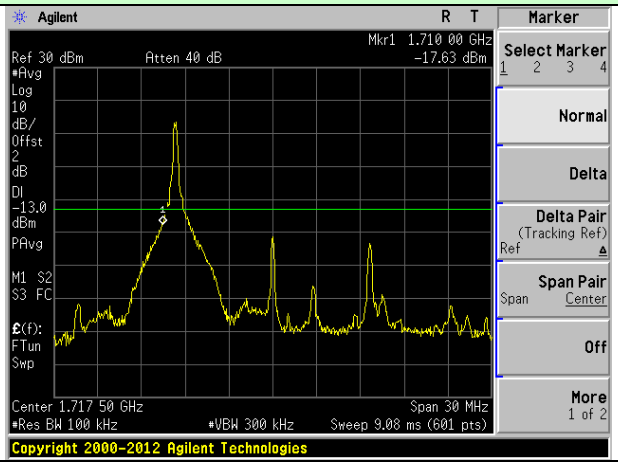	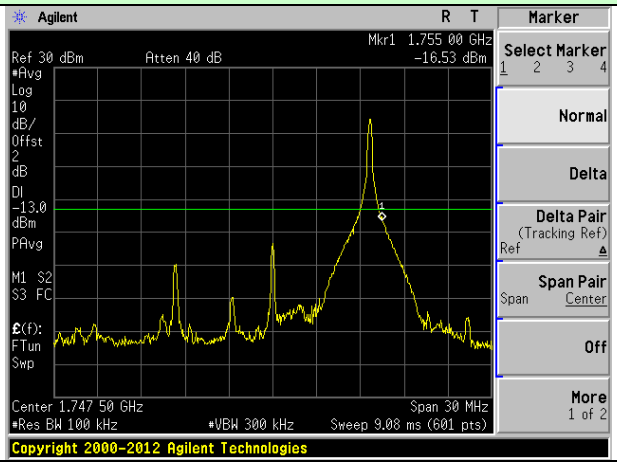
Lowest channel	Highest channel

15MHz Bandwidth (RB size:36# RB offset:0#)	15MHz Bandwidth (RB size:36# RB offset:39#)
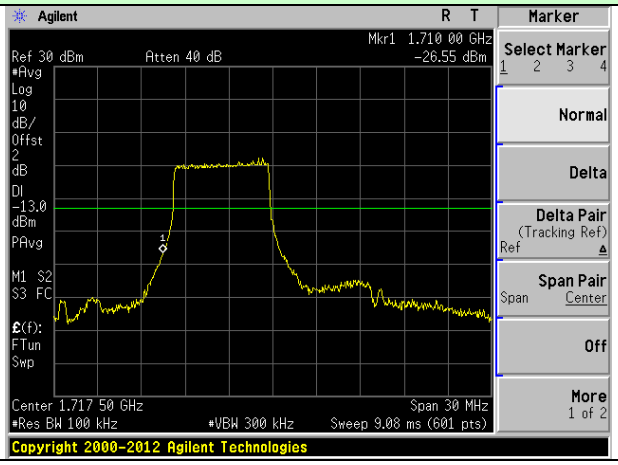	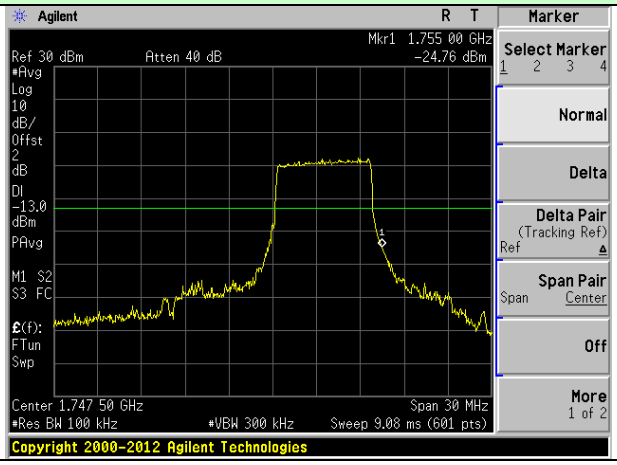
Lowest channel	Highest channel

15MHz Bandwidth (RB size:75# RB offset:0#)	15MHz Bandwidth (RB size:75# RB offset:0#)
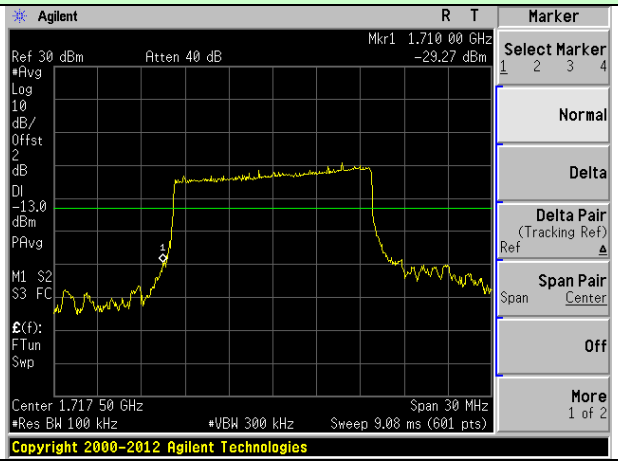	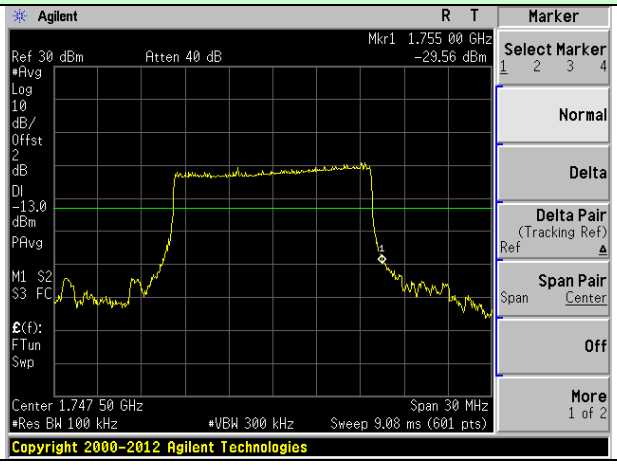
Lowest channel	Highest channel

20MHz Bandwidth (RB size:1# RB offset:0#)	20MHz Bandwidth (RB size:1# RB offset:99#)
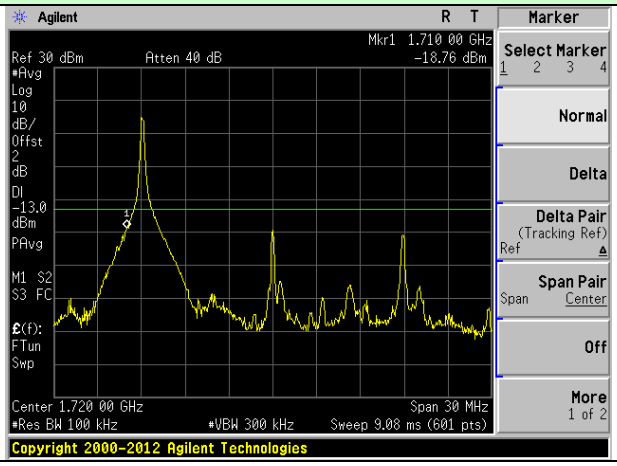	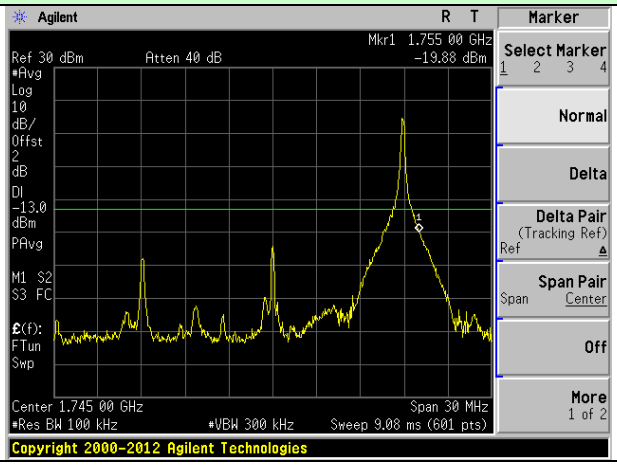
Lowest channel	Highest channel

20MHz Bandwidth (RB size:50# RB offset:0#)	20MHz Bandwidth (RB size:50# RB offset:50#)
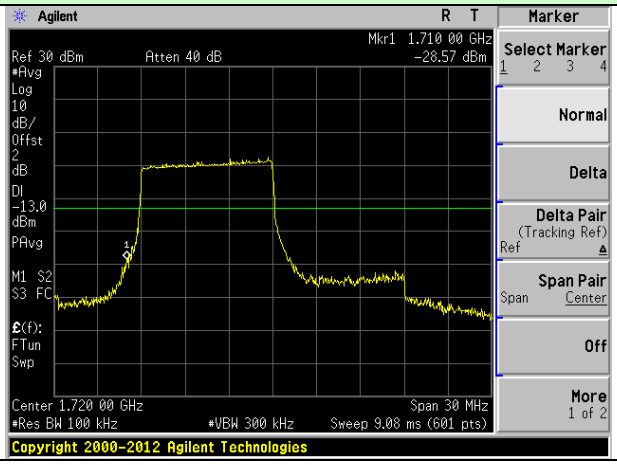	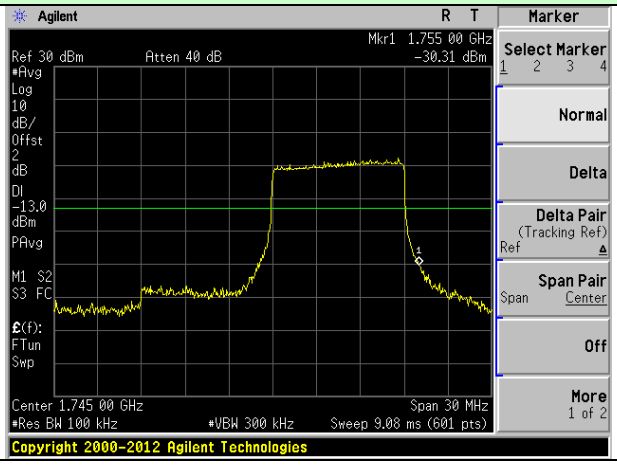
Lowest channel	Highest channel

20MHz Bandwidth (RB size:100# RB offset:0#)	20MHz Bandwidth (RB size:100# RB offset:0#)
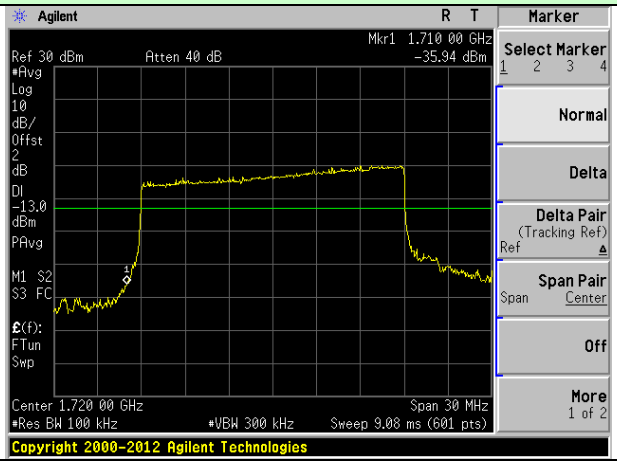	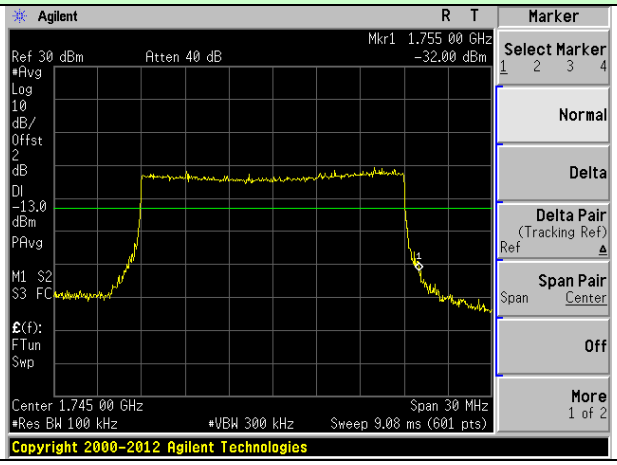
Lowest channel	Highest channel

LTE Band 5 (16QAM mode):

1.4MHz Bandwidth (RB size:1# RB offset:0#)	1.4MHz Bandwidth (RB size:1# RB offset:24#)
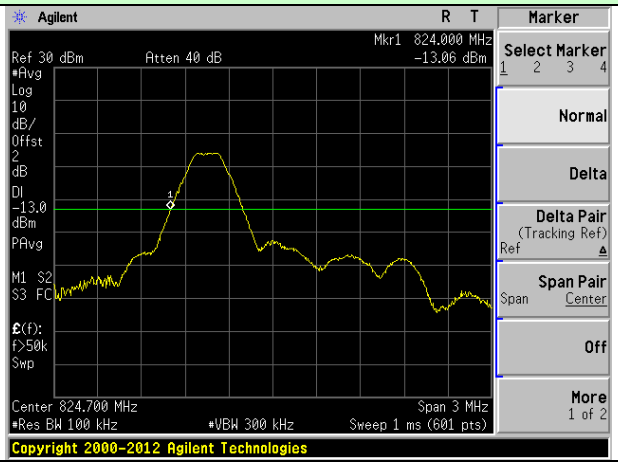	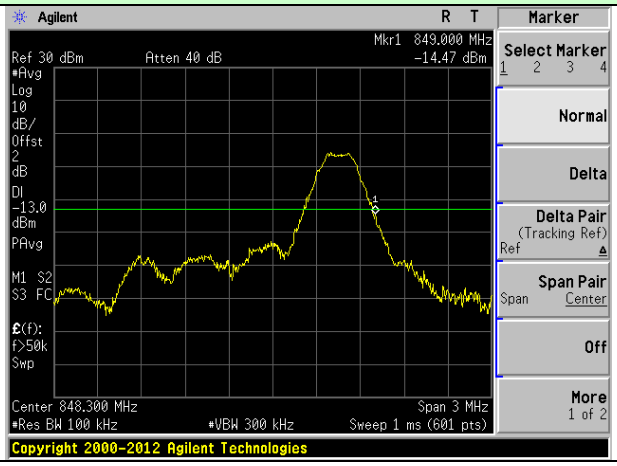
Lowest channel	Highest channel

1.4MHz Bandwidth (RB size:12# RB offset:0#)	1.4MHz Bandwidth (RB size:12# RB offset:13#)
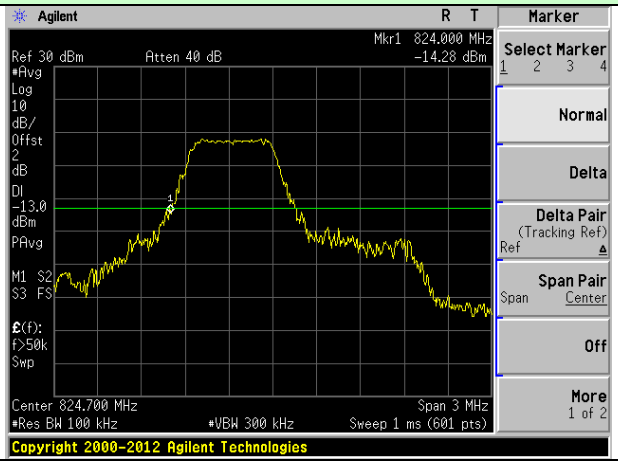	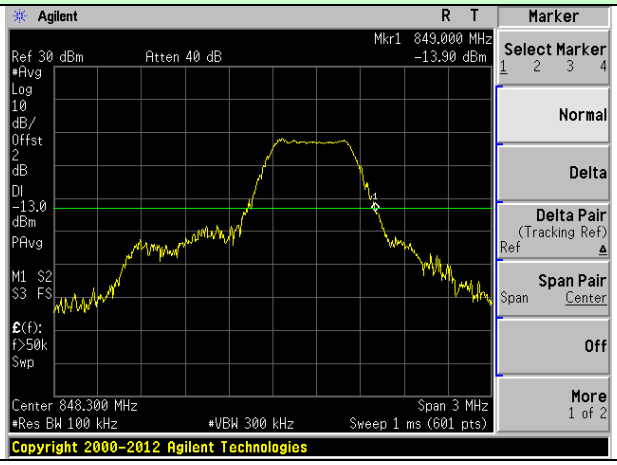
Lowest channel	Highest channel

1.4MHz Bandwidth (RB size:25# RB offset:0#)	1.4MHz Bandwidth (RB size:25# RB offset:0#)
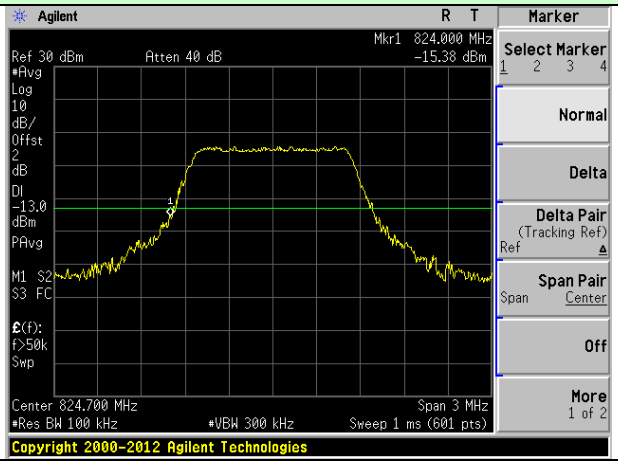	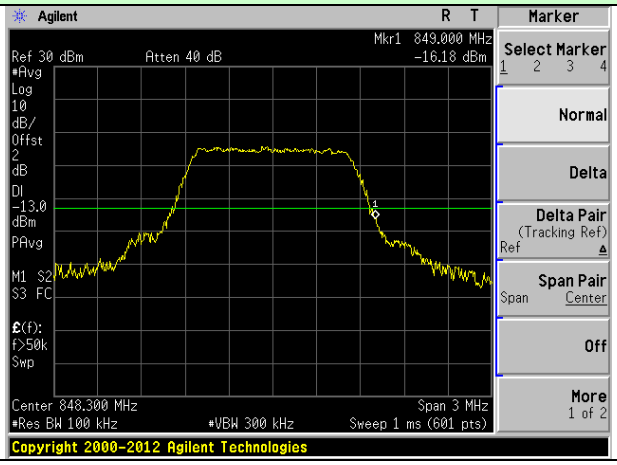
Lowest channel	Highest channel

3MHz Bandwidth (RB size:1# RB offset:0#)	3MHz Bandwidth (RB size:1# RB offset:49#)
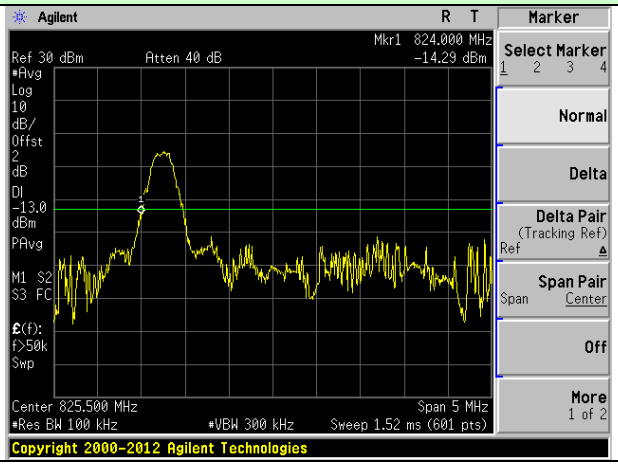	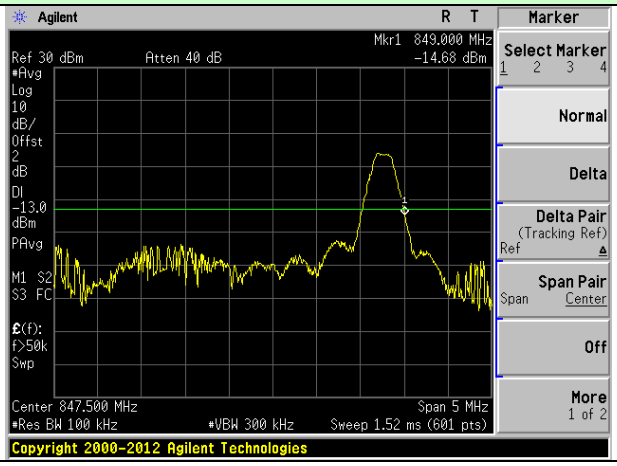
Lowest channel	Highest channel

3MHz Bandwidth (RB size:25# RB offset:0#)	3MHz Bandwidth (RB size:25# RB offset:25#)
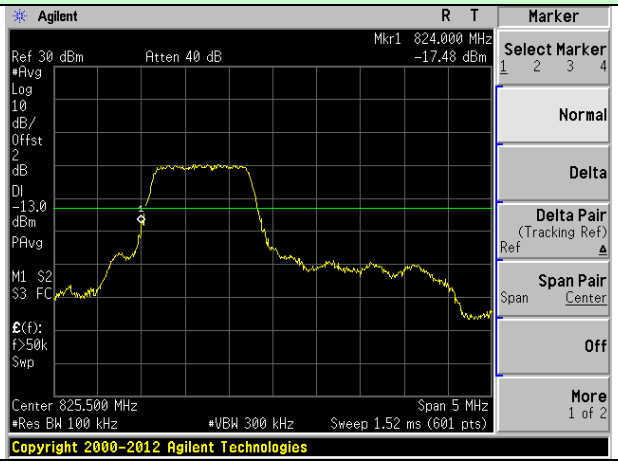	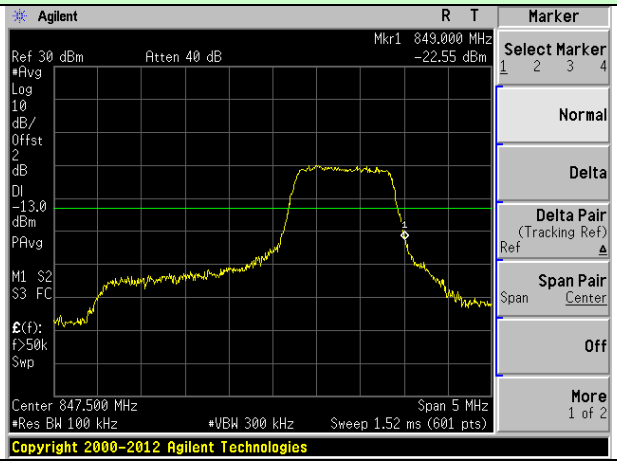
Lowest channel	Highest channel

3MHz Bandwidth (RB size:50# RB offset:0#)	3MHz Bandwidth (RB size:50# RB offset:0#)
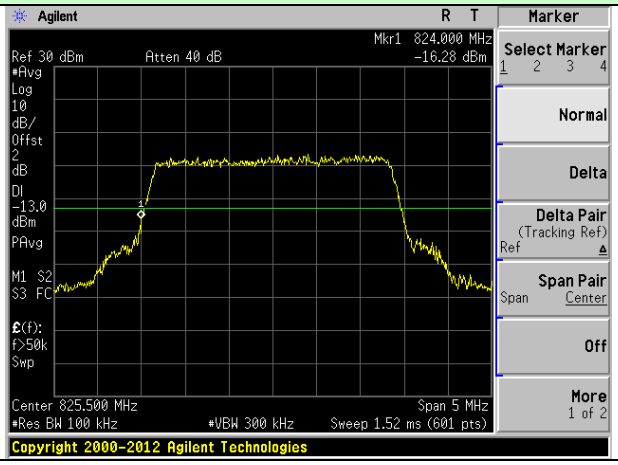	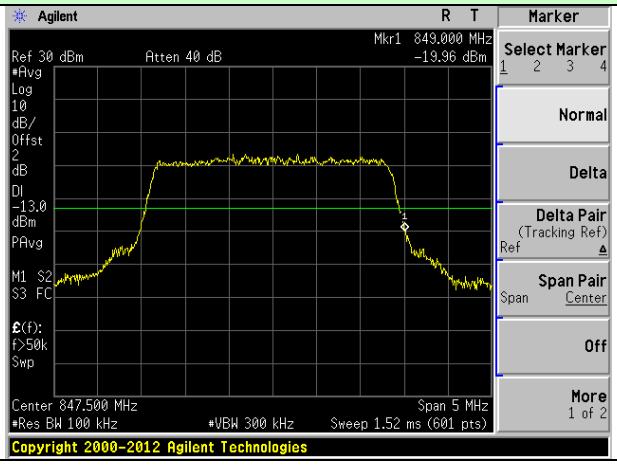
Lowest channel	Highest channel

5MHz Bandwidth (RB size:1# RB offset:0#)	5MHz Bandwidth (RB size:1# RB offset:74#)
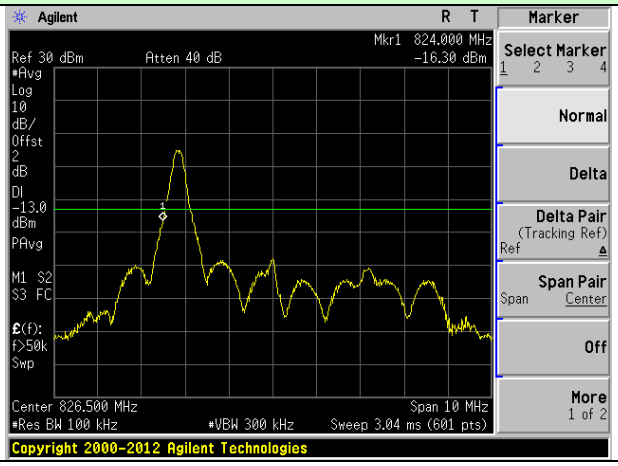	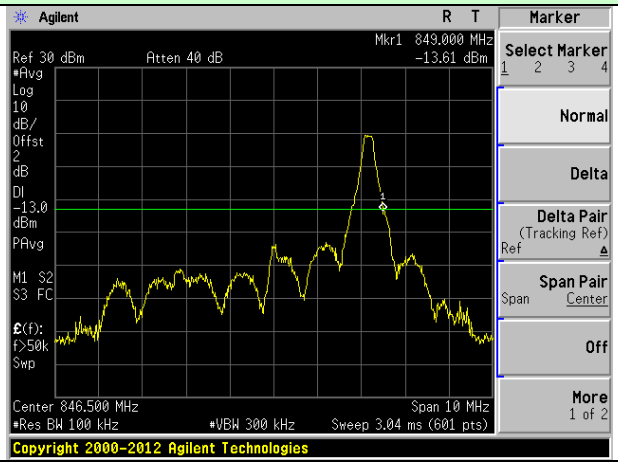
Lowest channel	Highest channel

5MHz Bandwidth (RB size:36# RB offset:0#)	5MHz Bandwidth (RB size:36# RB offset:39#)
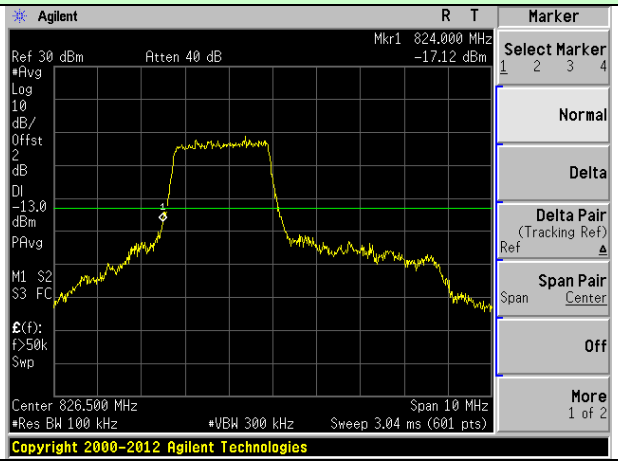	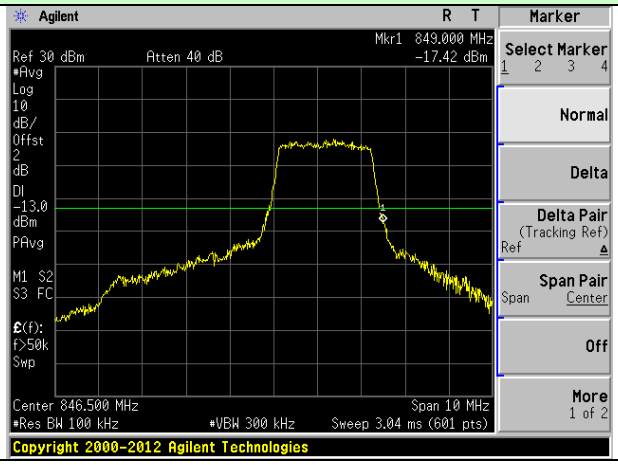
Lowest channel	Highest channel

5MHz Bandwidth (RB size:75# RB offset:0#)	5MHz Bandwidth (RB size:75# RB offset:0#)
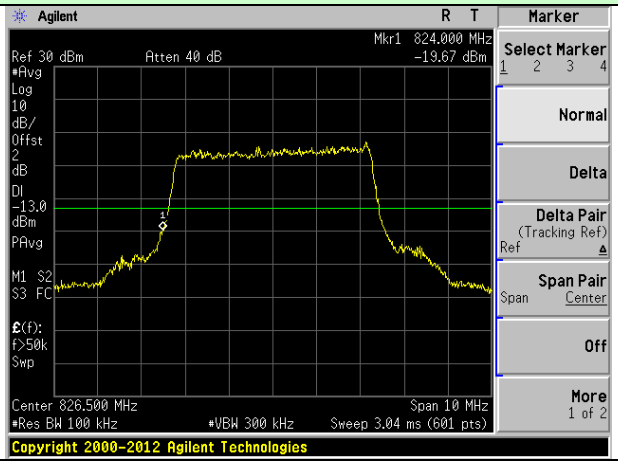	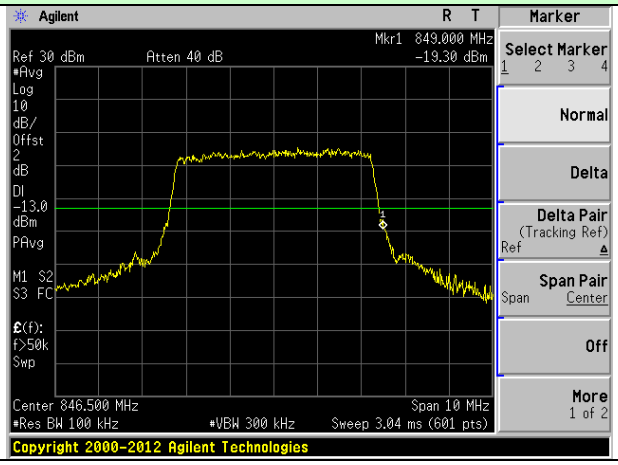
Lowest channel	Highest channel

10MHz Bandwidth (RB size:1# RB offset:0#)	10MHz Bandwidth (RB size:1# RB offset:99#)

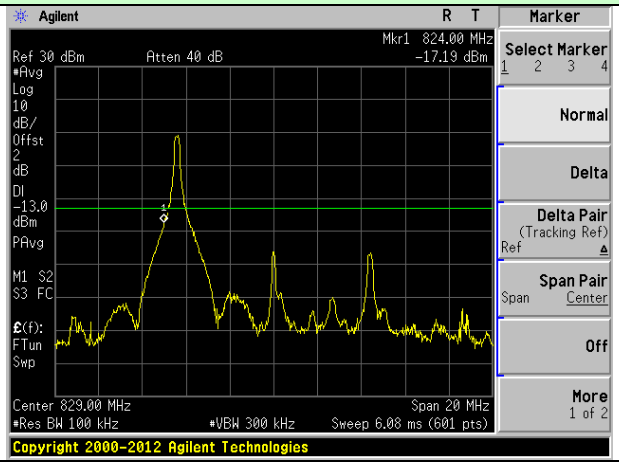

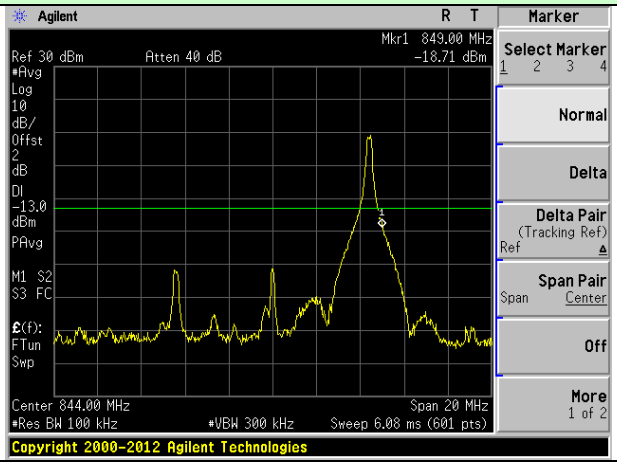

Lowest channel | Highest channel

10MHz Bandwidth (RB size:50# RB offset:0#)	10MHz Bandwidth (RB size:50# RB offset:50#)

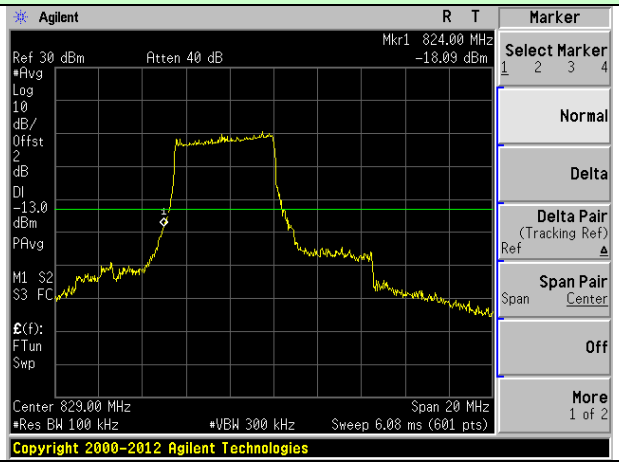

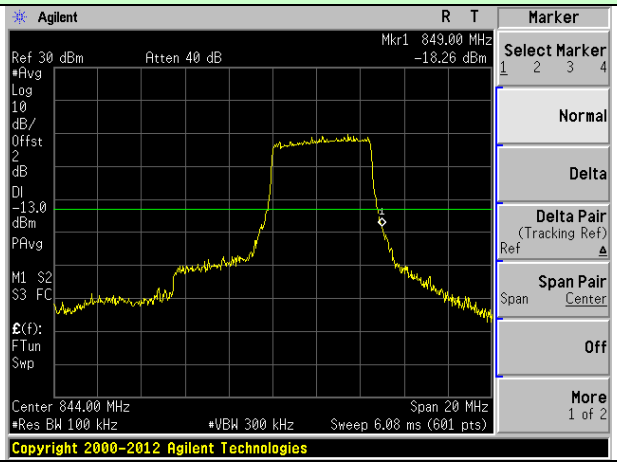

Lowest channel | Highest channel

10MHz Bandwidth (RB size:100# RB offset:0#)	10MHz Bandwidth (RB size:100# RB offset:0#)

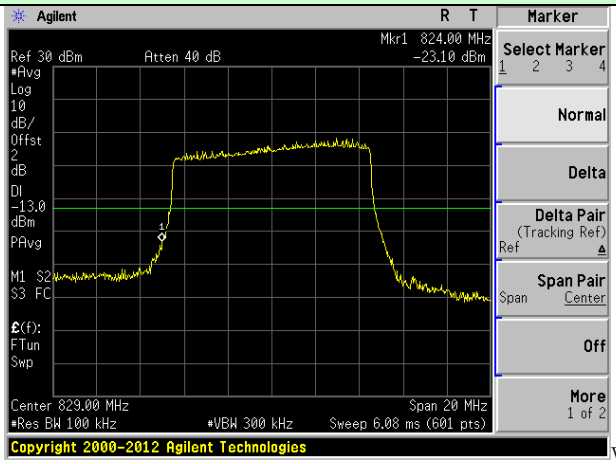

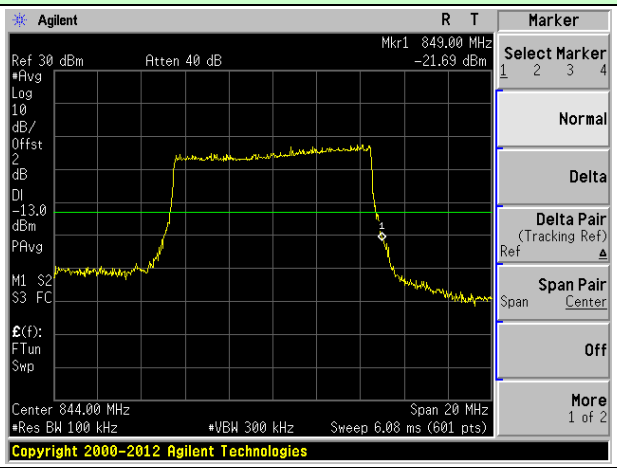

Lowest channel | Highest channel

LTE Band 7 (16QAM mode):

5MHz Bandwidth (RB size:1# RB offset:0#)	5MHz Bandwidth (RB size:1# RB offset:24#)
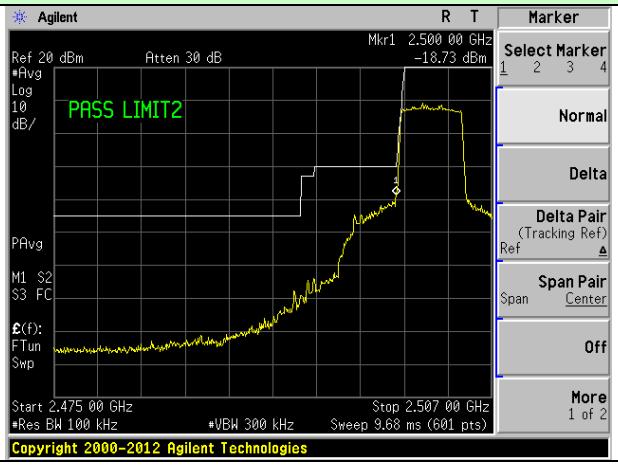	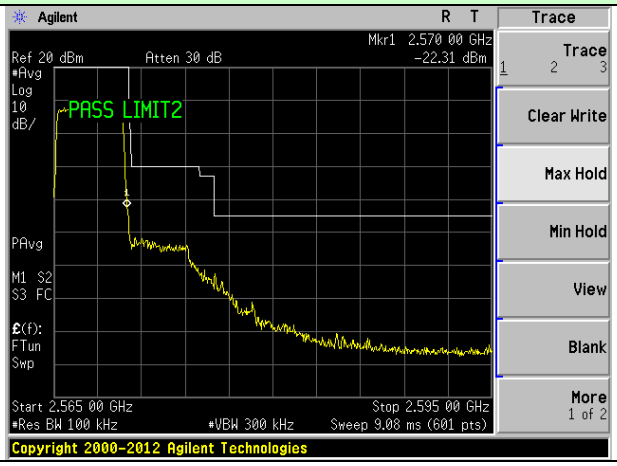
Lowest channel	Highest channel

10MHz Bandwidth (RB size:1# RB offset:0#)	10MHz Bandwidth (RB size:1# RB offset:49#)
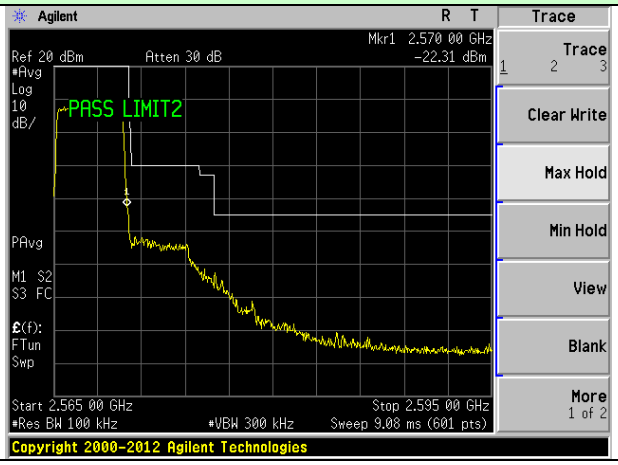	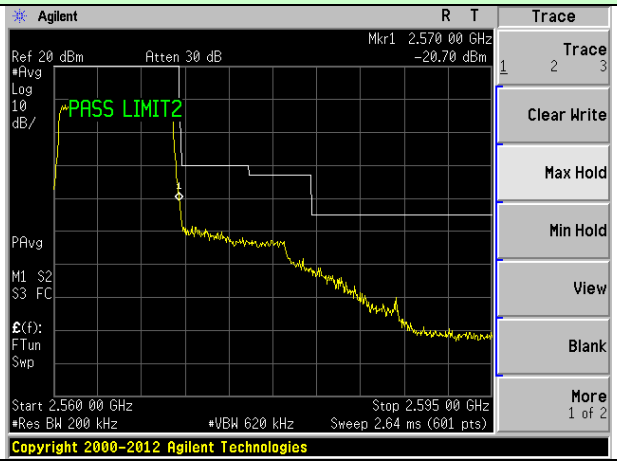
Lowest channel	Highest channel

15MHz Bandwidth (RB size:1# RB offset:0#)	15MHz Bandwidth (RB size:1# RB offset:74#)
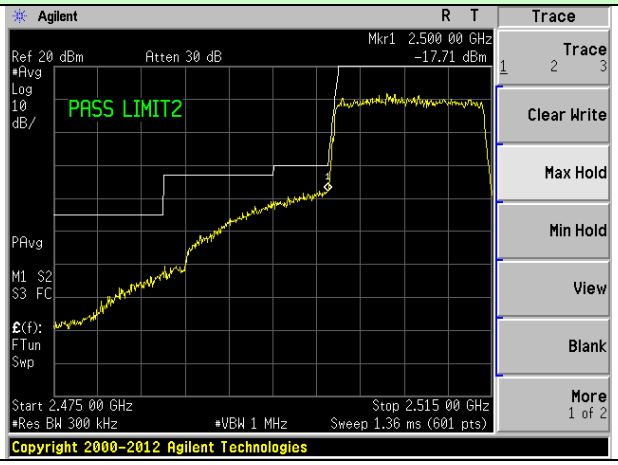	
Lowest channel	Highest channel

20MHz Bandwidth (RB size:1# RB offset:0#)	20MHz Bandwidth (RB size:1# RB offset:99#)
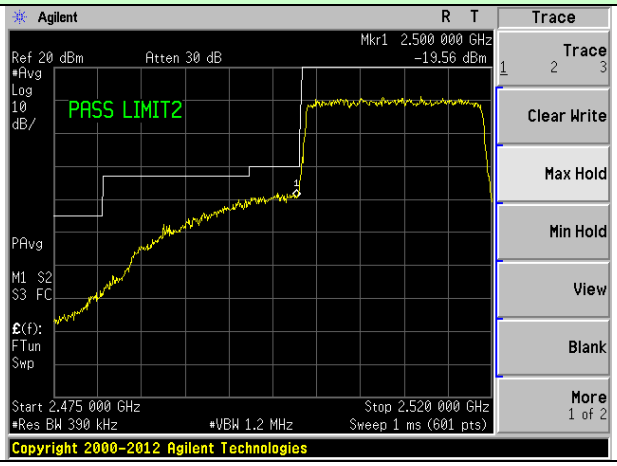	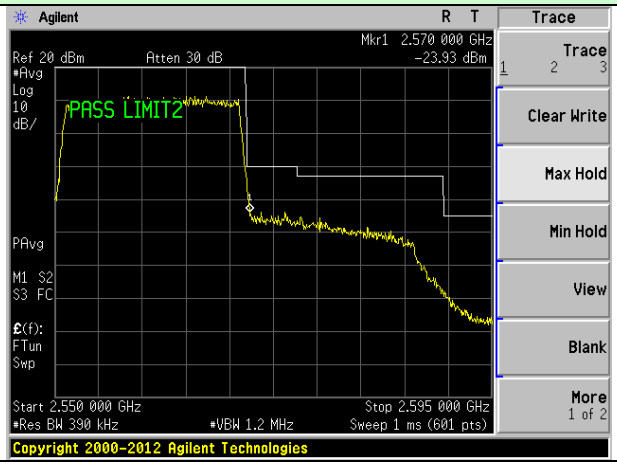
Lowest channel	Highest channel

Band66_1.4MHz_16QAM_131979_6RB#0	Band66_1.4MHz_16QAM_132665_6RB#0
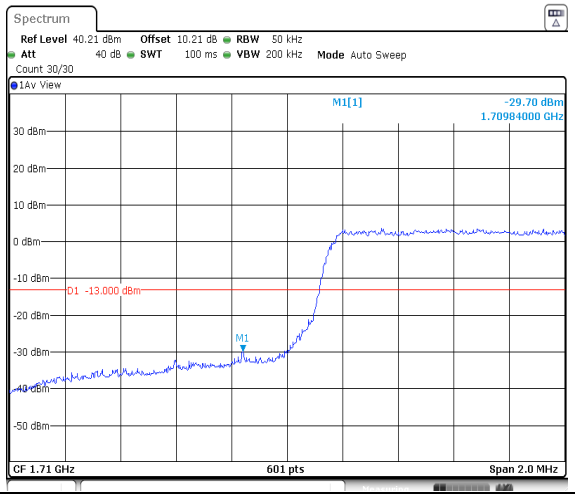	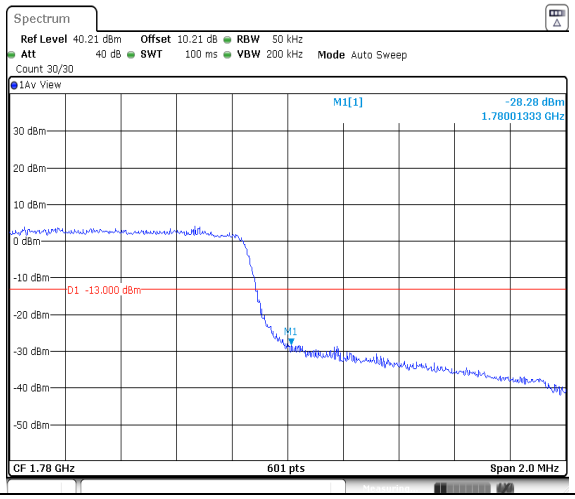

Band66_3MHz_16QAM_131987_15RB#0	Band66_3MHz_16QAM_132657_15RB#0
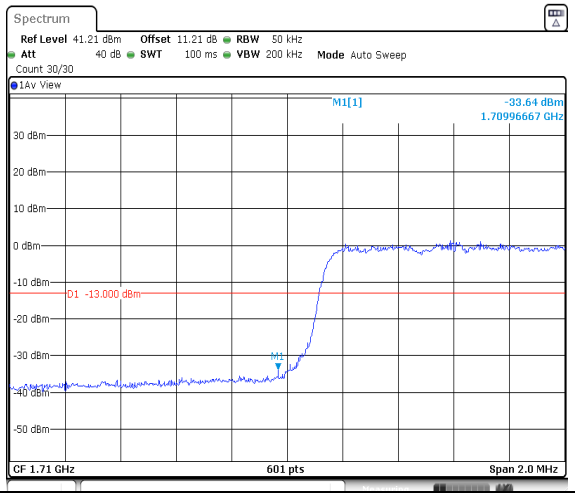	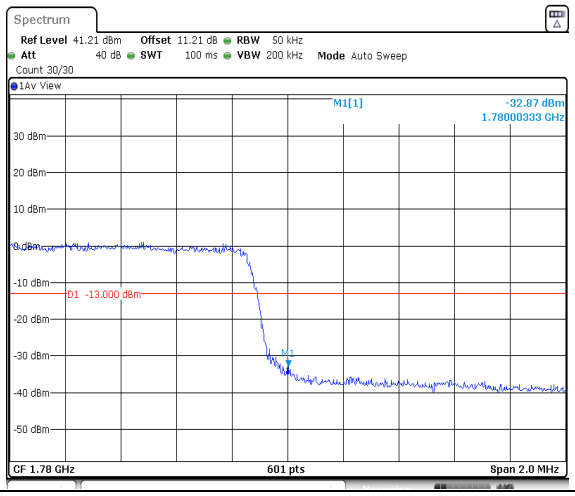

Band66_5MHz_16QAM_131997_25RB#0	Band66_5MHz_16QAM_132647_25RB#0
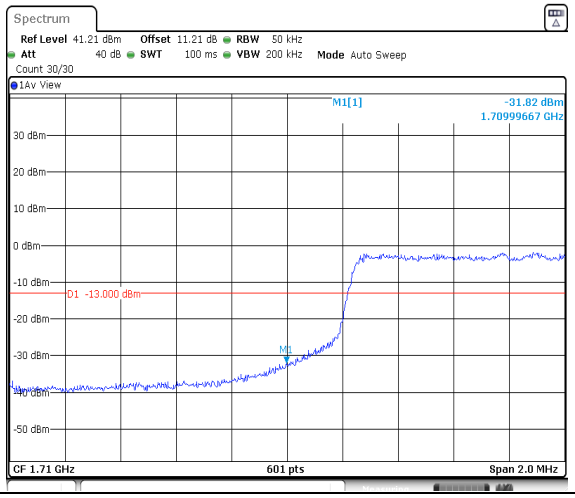	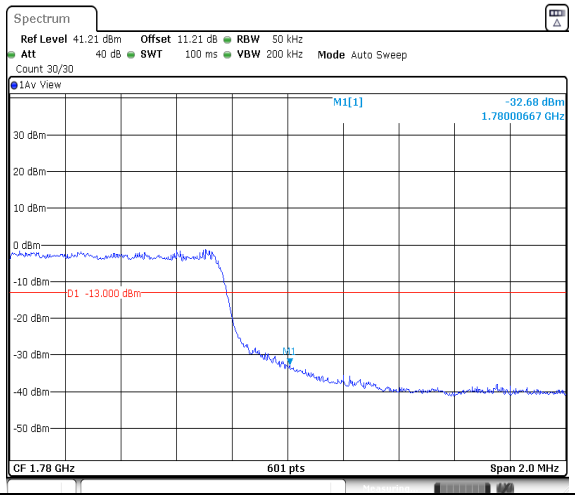

Band66_10MHz_16QAM_132022_50RB#0	Band66_10MHz_16QAM_132622_50RB#0
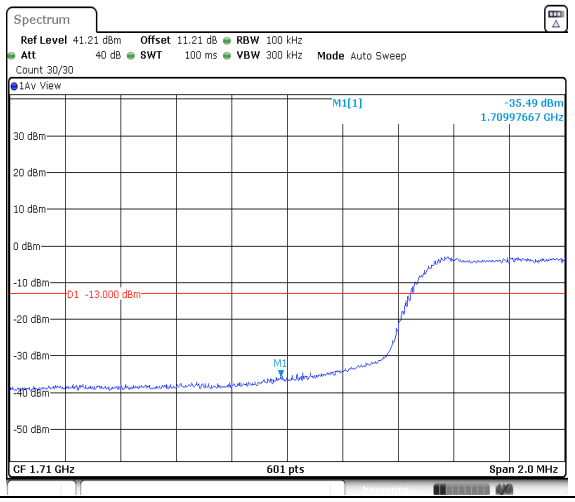	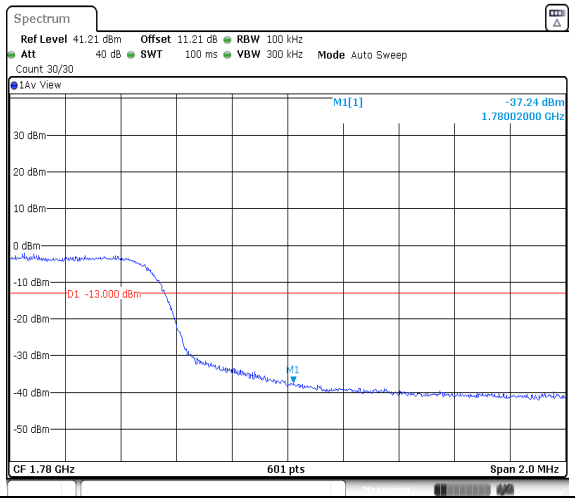

Band66_15MHz_16QAM_132047_75RB#0	Band66_15MHz_16QAM_132597_75RB#0
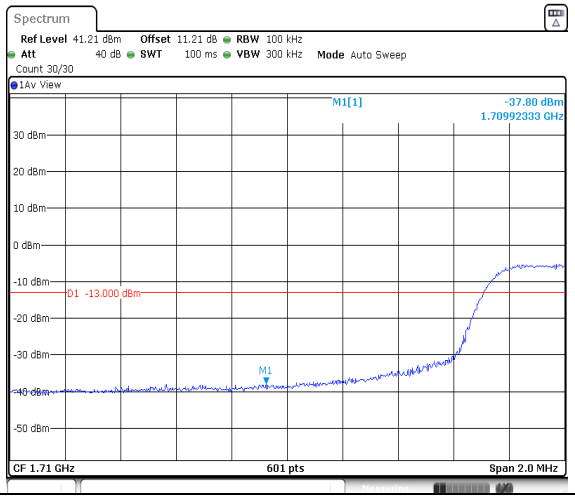	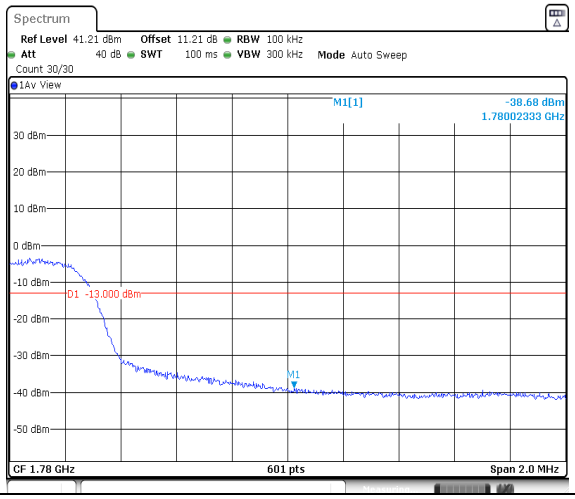

Band66_20MHz_16QAM_132072_100RB#0	Band66_20MHz_16QAM_132572_100RB#0
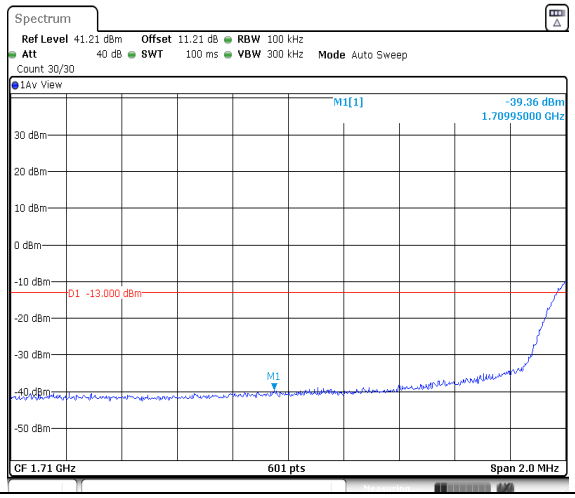	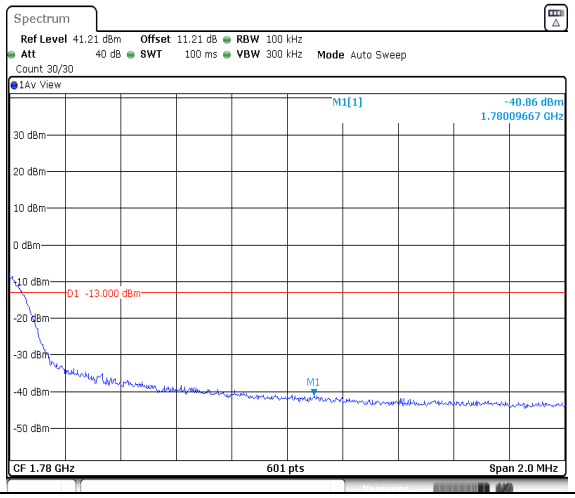

7.8 Field strength of spurious radiation measurement

Test Requirement:	Part 24.238 (a); FCC Part 27.53(h)/(g)
Test Method:	FCC part 2.1053 and ANSI C63.26:2015
Limit:	Band 4/5/7/66: -13dBm Band 7: -25dBm
Test setup:	Below 1GHz 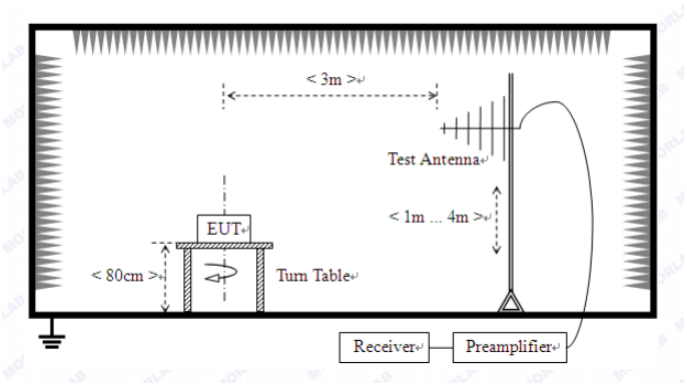 Above 1GHz 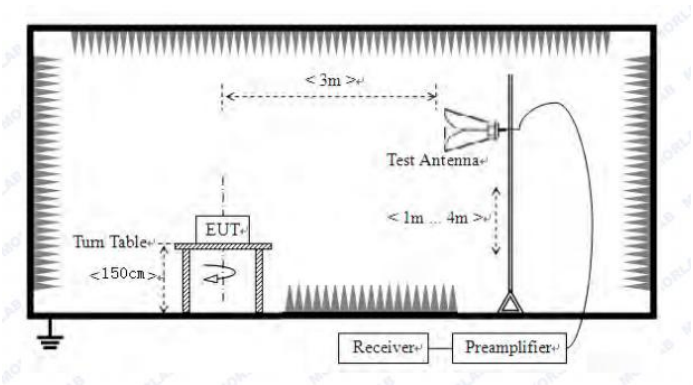 Substituted method: 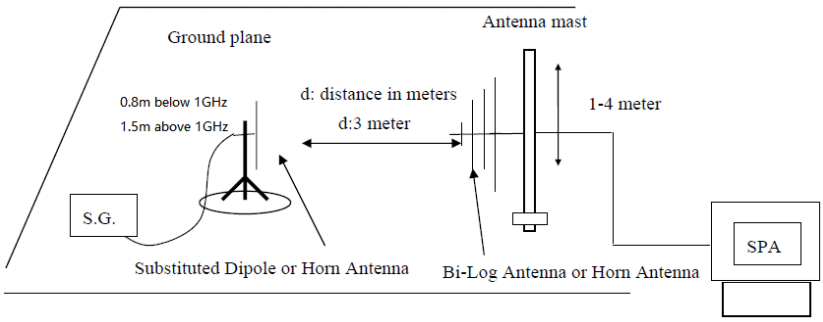
Test Instruments:	Refer to section 6.0 for details
Test mode:	Refer to section 6.1 for details

Test results:	Pass

Measurement Data

Remark：
1. The emission behaviour belongs to narrowband spurious emission.
2. The emission levels of below 1 GHz are very lower than the limit and not show in test report.

Test mode:	**Band 66（1.4MHz）**		**Test channel:**	**Lowest**
Frequency (MHz)	Spurious Emission		Limit (dBm)	Result
	Polarization	Level (dBm)		
3701.40	Vertical	-42.04	-13.00	Pass
5552.10	V	-43.77		
7402.80	V	-41.03		
9253.50	V	-43.19		
11104.20	V	-42.58		
3701.40	Horizontal	-41.27	-13.00	Pass
5552.10	H	-45.14		
7402.80	H	-44.70		
9253.50	H	-44.43		
11104.20	H	-43.85		
Test mode:	**Band 66（1.4MHz）**		**Test channel:**	**Middle**
Frequency (MHz)	Spurious Emission		Limit (dBm)	Result
	Polarization	Level (dBm)		
3760.00	Vertical	-43.16	-13.00	Pass
5640.00	V	-41.44		
7520.00	V	-41.34		
9400.00	V	-43.15		
11280.00	V	-44.48		
3760.00	Horizontal	-41.54	-13.00	Pass
5640.00	H	-44.78		
7520.00	H	-44.09		
9400.00	H	-45.38		
11280.00	H	-42.76		
Test mode:	**Band 66（1.4MHz）**		**Test channel:**	**Highest**
Frequency (MHz)	Spurious Emission		Limit (dBm)	Result
	Polarization	Level (dBm)		
3818.60	Vertical	-42.20	-13.00	Pass
5727.90	V	-43.24		
7637.20	V	-43.93		
9546.50	V	-42.55		
11455.80	V	-42.75		
3818.60	Horizontal	-41.11	-13.00	Pass
5727.90	H	-44.01		
7637.20	H	-45.18		
9546.50	H	-47.23		
11455.80	H	-44.03		

Test mode:	Band 4（1.4MHz）		Test channel:	Lowest
Frequency (MHz)	Spurious Emission		Limit (dBm)	Result
	Polarization	Level (dBm)		
3421.40	Vertical	-41.25	-13.00	Pass
5132.10	V	-42.71		
6842.80	V	-43.76		
8553.50	V	-41.69		
10264.20	V	-38.31		
3421.40	Horizontal	-39.96	-13.00	Pass
5132.10	H	-43.44		
6842.80	H	-41.87		
8553.50	H	-42.35		
10264.20	H	-39.18		
Test mode:	**Band 4（1.4MHz）**		**Test channel:**	**Middle**
Frequency (MHz)	Spurious Emission		Limit (dBm)	Result
	Polarization	Level (dBm)		
3465.00	Vertical	-42.21	-13.00	Pass
5197.50	V	-43.74		
6930.00	V	-41.84		
8662.50	V	-42.84		
10395.00	V	-38.62		
3465.00	Horizontal	-43.06	-13.00	Pass
5197.50	H	-41.63		
6930.00	H	-43.11		
8662.50	H	-41.66		
10395.00	H	-39.95		
Test mode:	**Band 4（1.4MHz）**		**Test channel:**	**Highest**
Frequency (MHz)	Spurious Emission		Limit (dBm)	Result
	Polarization	Level (dBm)		
3508.60	Vertical	-42.26	-13.00	Pass
5262.90	V	-43.72		
7017.20	V	-42.77		
8771.50	V	-40.70		
10525.80	V	-39.64		
3508.60	Horizontal	-40.97	-13.00	Pass
5262.90	H	-42.45		
7017.20	H	-43.88		
8771.50	H	-42.36		
10525.80	H	-39.99		

Test mode:	Band 5（1.4MHz）		Test channel:	Lowest
Frequency (MHz)	Spurious Emission		Limit (dBm)	Result
	Polarization	Level (dBm)		
1649.40	Vertical	-43.47	-13.00	Pass
2474.10	V	-42.57		
3298.80	V	-44.13		
4123.50	V	-42.59		
4948.20	V	-40.11		
1649.40	Horizontal	-44.41	-13.00	Pass
2474.10	H	-44.78		
3298.80	H	-45.06		
4123.50	H	-43.56		
4948.20	H	-41.13		
Test mode:	**Band 5（1.4MHz）**		**Test channel:**	**Middle**
Frequency (MHz)	Spurious Emission		Limit (dBm)	Result
	Polarization	Level (dBm)		
1673.00	Vertical	-43.05	-13.00	Pass
2509.50	V	-42.00		
3346.00	V	-44.43		
4182.50	V	-43.77		
5019.00	V	-41.68		
1673.00	Horizontal	-44.70	-13.00	Pass
2509.50	H	-46.86		
3346.00	H	-44.55		
4182.50	H	-43.49		
5019.00	H	-41.61		
Test mode:	**Band 5（1.4MHz）**		**Test channel:**	**Highest**
Frequency (MHz)	Spurious Emission		Limit (dBm)	Result
	Polarization	Level (dBm)		
1696.60	Vertical	-44.16	-13.00	Pass
2544.90	V	-40.92		
3393.20	V	-43.19		
4241.50	V	-45.38		
5089.80	V	-41.86		
1696.60	Horizontal	-43.44	-13.00	Pass
2544.90	H	-47.33		
3393.20	H	-44.91		
4241.50	H	-44.66		
5089.80	H	-41.35		

Test mode:	Band 7（5MHz）		Test channel:	Lowest
Frequency (MHz)	Spurious Emission		Limit (dBm)	Result
	Polarization	Level (dBm)		
5005.00	Vertical	-44.23	-25.00	Pass
7507.50	V	-43.02		
10010.00	V	-42.81		
12512.50	V	-42.36		
15015.00	V	-41.77		
5005.00	Horizontal	-43.12	-25.00	Pass
7507.50	H	-41.88		
10010.00	H	-47.35		
12512.50	H	-45.04		
15015.00	H	-42.77		
Test mode:	**Band 7（5MHz）**		**Test channel:**	**Middle**
Frequency (MHz)	Spurious Emission		Limit (dBm)	Result
	Polarization	Level (dBm)		
5070.00	Vertical	-43.16	-25.00	Pass
7605.00	V	-45.52		
10140.00	V	-43.20		
12675.00	V	-42.69		
15210.00	V	-41.17		
5070.00	Horizontal	-44.71	-25.00	Pass
7605.00	H	-42.69		
10140.00	H	-44.30		
12675.00	H	-42.58		
15210.00	H	-41.53		
Test mode:	**Band 7（5MHz）**		**Test channel:**	**Highest**
Frequency (MHz)	Spurious Emission		Limit (dBm)	Result
	Polarization	Level (dBm)		
5135.00	Vertical	-44.58	-25.00	Pass
7702.50	V	-43.07		
10270.00	V	-41.76		
12837.50	V	-43.68		
15405.00	V	-42.50		
5135.00	Horizontal	-42.12	-25.00	Pass
7702.50	H	-42.53		
10270.00	H	-43.97		
12837.50	H	-45.18		
15405.00	H	-43.00		

7.9 Frequency stability V.S. Temperature measurement

Test Requirement:	FCC Part2.1055(a)(1)(b)
Test Method:	FCC Part2.1055(a)(1)(b)
Limit:	2.5ppm
Test setup:	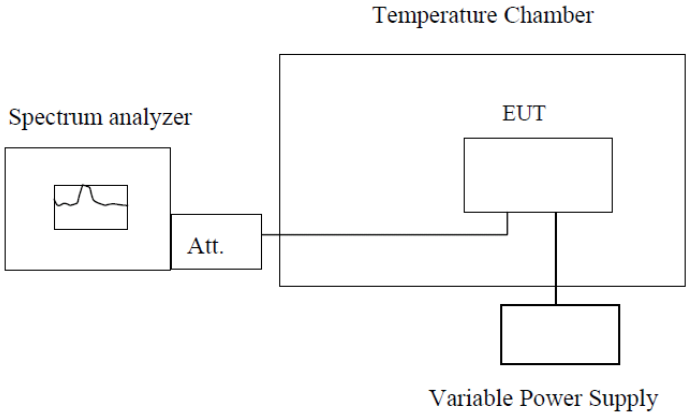 **Note :** Measurement setup for testing on Antenna connector
Test procedure:	1. The equipment under test was connected to an external DC power supply and input rated voltage. 2. RF output was connected to a frequency counter or spectrum analyzer via feed through attenuators. 3. The EUT was placed inside the temperature chamber. 4. Set the spectrum analyzer RBW low enough to obtain the desired frequency resolution and measure EUT 25°C operating frequency as reference frequency. 5. Turn EUT off and set the chamber temperature to –20°C. After the temperature stabilized for approximately 30 minutes recorded the frequency. 6. Repeat step measure with 10°C increased per stage until the highest temperature of +50°C reached.
Test Instruments:	Refer to section 6.0 for details
Test mode:	Refer to section 6.1 for details
Test results:	Pass

Measurement Data

Modulation Mode：QPSK Mode

Reference Frequency: LTE Band 4 Middle channel= 1732.5MHz					
Power supplied (Vdc)	Temperature (°C)	Frequency error		Limit (ppm)	Result
		Hz	ppm		
3.80	-30	56	0.0300	2.5	Pass
	-20	64	0.0338		
	-10	54	0.0288		
	0	45	0.0238		
	10	52	0.0275		
	20	45	0.0238		
	30	73	0.0388		
	40	66	0.0351		
	50	64	0.0338		
Reference Frequency: LTE Band 5 Middle channel= 836.5MHz					
Power supplied (Vdc)	Temperature (°C)	Frequency error			Result
		Hz	ppm		
3.80	-30	28	0.0164	2.5	Pass
	-20	31	0.0180		
	-10	27	0.0155		
	0	24	0.0139		
	10	25	0.0147		
	20	23	0.0130		
	30	38	0.0222		
	40	33	0.0189		
	50	31	0.0180		

Reference Frequency: LTE Band 7 Middle channel= 2535MHz					
Power supplied (Vdc)	Temperature (°C)	Frequency error		Limit (ppm)	Result
		Hz	ppm		
3.80	-30	105	0.0414	2.5	Pass
	-20	121	0.0477		
	-10	102	0.0401		
	0	89	0.0350		
	10	99	0.0390		
	20	86	0.0341		
	30	145	0.0570		
	40	126	0.0498		
	50	120	0.0471		

Reference Frequency: LTE Band 66 Middle channel= 1745MHz					
Power supplied (Vdc)	Temperature (°C)	Frequency error		Limit (ppm)	Result
		Hz	ppm		
3.80	-30	122	0.1725	2.5	Pass
	-20	144	0.2042		
	-10	122	0.1725		
	0	103	0.1460		
	10	122	0.1725		
	20	107	0.1513		
	30	171	0.2412		
	40	148	0.2095		
	50	141	0.1989		

Modulation Mode：16QAM Mode

Reference Frequency: LTE Band 4 Middle channel= 1732.5MHz					
Power supplied (Vdc)	Temperature (°C)	Frequency error		Limit (ppm)	Result
		Hz	ppm		
3.80	-30	115	0.1620	2.5	Pass
	-20	133	0.1874		
	-10	108	0.1519		
	0	90	0.1265		
	10	111	0.1569		
	20	90	0.1265		
	30	151	0.2127		
	40	126	0.1772		
	50	133	0.1874		

Reference Frequency: LTE Band 5 Middle channel= 836.5MHz					
Power supplied (Vdc)	Temperature (°C)	Frequency error			Result
		Hz	ppm		
3.80	-30	183	0.0975	2.5	Pass
	-20	215	0.1142		
	-10	176	0.0938		
	0	146	0.0778		
	10	178	0.0949		
	20	151	0.0801		
	30	240	0.1278		
	40	202	0.1075		
	50	212	0.1127		

Reference Frequency: LTE Band 7 Middle channel= 2535MHz					
Power supplied (Vdc)	Temperature (°C)	Frequency error		Limit (ppm)	Result
		Hz	ppm		
3.80	-30	68	0.0956	2.5	Pass
	-20	79	0.1107		
	-10	64	0.0896		
	0	53	0.0745		
	10	66	0.0926		
	20	53	0.0745		
	30	89	0.1258		
	40	74	0.1047		
	50	79	0.1107		

Reference Frequency: LTE Band 66 Middle channel= 1745MHz					
Power supplied (Vdc)	Temperature (°C)	Frequency error		Limit (ppm)	Result
		Hz	ppm		
3.80	-30	147	0.0782	2.5	Pass
	-20	172	0.0916		
	-10	141	0.0752		
	0	117	0.0625		
	10	143	0.0761		
	20	121	0.0643		
	30	193	0.1025		
	40	162	0.0862		
	50	170	0.0904		

7.10 Frequency stability V.S. Voltage measurement

Test Requirement:	FCC Part2.1055(d)(1)(2)
Test Method:	FCC Part2.1055(d)(1)(2)
Limit:	2.5ppm
Test setup:	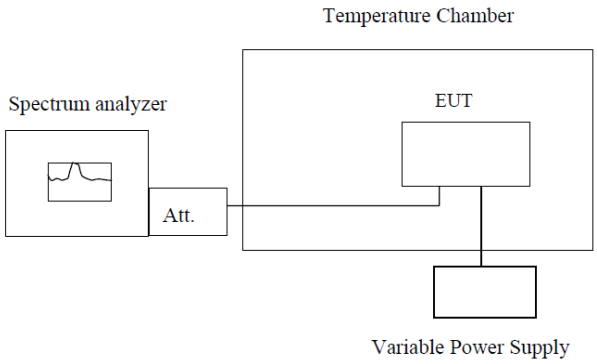 **Note :** Measurement setup for testing on Antenna connector
Test procedure:	1. Set chamber temperature to 25°C. Use a variable DC power source to power the EUT and set the voltage to rated voltage. 2. Set the spectrum analyzer RBW low enough to obtain the desired frequency resolution and recorded the frequency. 3. Reduce the input voltage to specified extreme voltage variation (+/- 15%) and endpoint, record the maximum frequency change.
Test Instruments:	Refer to section 6.0 for details
Test mode:	Refer to section 6.1 for details
Test results:	Pass

Measurement Data

Modulation Mode：QPSK Mode

Reference Frequency: LTE Band 4 Middle channel= 1732.5MHz					
Temperature (°C)	Power supplied (Vdc)	Frequency error		Limit (ppm)	Result
		Hz	ppm		
25	4.37	30	0.0162	2.5	Pass
	3.80	35	0.0186		
	3.23	40	0.0211		
Reference Frequency: LTE Band 5 Middle channel= 836.5MHz					
Temperature (°C)	Power supplied (Vdc)	Frequency error		Limit (ppm)	Result
		Hz	ppm		
25	4.37	51	0.0297	2.5	Pass
	3.80	37	0.0216		
	3.23	42	0.0243		
Reference Frequency: LTE Band 7 Middle channel= 2535MHz					
Temperature (°C)	Power supplied (Vdc)	Frequency error		Limit (ppm)	Result
		Hz	ppm		
25	4.37	62	0.0874	2.5	Pass
	3.80	70	0.0996		
	3.23	79	0.1115		
Reference Frequency: LTE Band 66 Middle channel= 1745MHz					
Temperature (°C)	Power supplied (Vdc)	Frequency error		Limit (ppm)	Result
		Hz	ppm		
25	4.37	18	0.0098	2.5	Pass
	3.80	21	0.0112		
	3.23	24	0.0126		

Modulation Mode：16QAM Mode

Reference Frequency: LTE Band 4 Middle channel= 1732.5MHz					
Temperature (°C)	Power supplied (Vdc)	Frequency error		Limit (ppm)	Result
		Hz	ppm		
25	4.37	30	0.0175	2.5	Pass
	3.80	22	0.0129		
	3.23	25	0.0145		
Reference Frequency: LTE Band 5 Middle channel= 836.5MHz					
Temperature (°C)	Power supplied (Vdc)	Frequency error		Limit (ppm)	Result
		Hz	ppm		
25	4.37	36	0.0514	2.5	Pass
	3.80	41	0.0583		
	3.23	46	0.0651		
Reference Frequency: LTE Band 7 Middle channel= 2535MHz					
Temperature (°C)	Power supplied (Vdc)	Frequency error		Limit (ppm)	Result
		Hz	ppm		
25	4.37	20	0.0104	2.5	Pass
	3.80	22	0.0118		
	3.23	25	0.0133		
Reference Frequency: LTE Band 66 Middle channel= 1745MHz					
Temperature (°C)	Power supplied (Vdc)	Frequency error		Limit (ppm)	Result
		Hz	ppm		
25	4.37	38	0.0531	2.5	Pass
	3.80	42	0.0600		
	3.23	47	0.0668		

8 Test Setup Photo

Reference to the **appendix I** for details.

9 EUT Constructional Details

Reference to the **appendix II** for details.

-----End------