| ART DEPARTMENT | | | |
|---|---|---|---|
| **Job # / Filename**<br>2017-03-13_SI_ToyRCMonsterSpinningCar_TurboTumbler_BluRed_BlkRed_v3 | | **Product Line**<br>Sharper Image | **Revision #**<br>3 |
| **Designer**<br>Jack Ma | **Brand Manager**<br>Lisa Nagamoto | **Finished Size**<br>9.35" L x 7.68" H x 7.36" W / 23.75cm L x 19.5cm H x 18.7cm W | **Today's Date**<br>03.13.2017 |
| **File Format**<br>Adobe Illustrator CC (live)/CS4 (OL) | **Fonts**<br>DIN, Helvetica, Univers | **Color (Spot or 4C)**<br>4 Color Process | **# of Colors**<br>4 |
| **Printing Process / Finishing**<br>Matte PP Coating | | **Comments** | |

MerchSource

All copyright, trademark and patent rights or any other intellectual property rights or material associated with the content provided herein, and the selection, coordination and arrangement of such content, are owned exclusively by MERCHSOURCE LLC., or any third-party licensors. The use or misuse of any copyrights, trademarks, patents or any other intellectual property or materials, except as permitted herein, is expressly prohibited. Any infringements shall be prosecuted to the fullest extent of the law, both foreign and domestic.

C M Y K DIELINE




# SHARPER IMAGE®

## RC 360° RALLY CAR TURBO TUMBLER®

BOX CONTAINS THE FOLLOWING FREQUENCY:
- ☐ 27 MHz
- ☐ 49 MHz

**BATTERY OPERATED PLAY VEHICLE**

**AGES 6 AND UP**

⚠ WARNING! CHOKING HAZARD - Small parts. Not suitable for children under 3 years.








AGES 6+






SHARPER IMAGE®

RC 360° RALLY CAR
TURBO TUMBLER®

## OPERATING INSTRUCTIONS

Operation requires 4 "AA" 1.5V alkaline batteries (not included) for car and one 9V battery (not included) for remote control.

1. Carefully remove items from package.
2. Locate the battery compartment on the back of each item (see diagram on right).
3. Swivel latches on bottom of car to release battery pack and insert batteries.
4. Set the switch for car and remote buttons to "ON" position.
5. For best performance, use the car on hard surface such as wood or tile.

**KEEP THIS PACKAGE FOR REFERENCE AS IT CONTAINS IMPORTANT INFORMATION.**

REMOTE CONTROL ASSEMBLY

USES ONE 9V BATTERY (NOT INCLUDED)

ON/OFF SWITCH

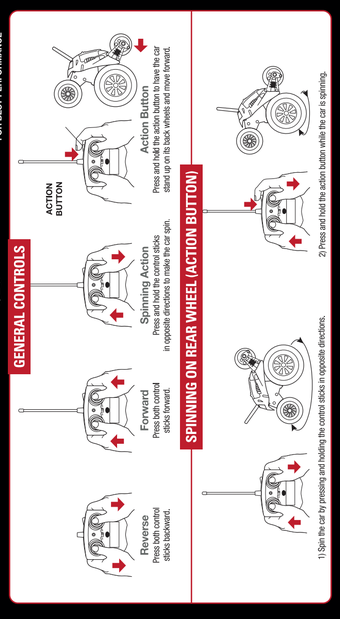
BATTERY DIAGRAM

ON/OFF SWITCH

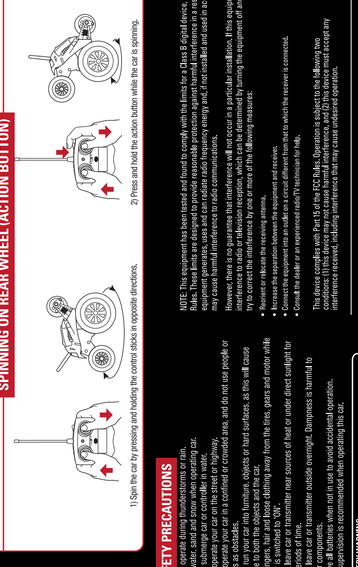
BATTERY PACK USES 4 "AA" BATTERIES (NOT INCLUDED)

USE ALKALINE BATTERIES FOR BEST PERFORMANCE

### GENERAL CONTROLS




### SPINNING ON REAR WHEEL (ACTION BUTTON)




## SAFETY PRECAUTIONS

- Do not operate during thunderstorms or rain.
- Avoid water, sand and snow when operating car.
- Do not submerge car or controller in water.
- Never operate your car on the street or highway.
- Never operate your car in a crowded or crowded area, and do not use people or animals as obstacles.
- Do not run your car into furniture, objects or hard surfaces, as this will cause damage to both the objects and the car.
- Keep fingers, hair and clothing away from the tires, gears and motor while the car is switched to "ON".
- Do not leave car or transmitter near sources of heat or under direct sunlight for long periods of time.
- Do not leave car or transmitter outside overnight. Dampness is harmful to interior components.
- Remove all batteries when not in use to avoid accidental operation.
- Adult supervision is recommended when operating this car.

**BATTERY WARNING:**
- Do not mix old and new batteries.
- Do not mix alkaline, standard (carbon-zinc), or rechargeable batteries.
- Insert batteries using the correct polarity. Do not short-circuit the supply terminals.
- Only batteries of the same or equivalent type as recommended are to be used.
- Batteries are to be inserted with correct polarity. Reversed batteries may cause damage to the product.
- Exhausted batteries are to be removed from the product.
- The terminals are not to be short-circuited.
- Do not mix alkaline, standard (carbon-zinc), or rechargeable (nickel-cadmium) batteries.
- Do not charge non-rechargeable batteries.
- Remove rechargeable batteries from the product before being charged.
- Rechargeable batteries are to be charged under adult supervision.
- Do not charge rechargeable batteries if they have been frozen.
- Do not charge rechargeable batteries if they have been overheated.

**KEEP THIS PACKAGE FOR REFERENCE AS IT CONTAINS IMPORTANT INFORMATION.**

Colors and styles may vary.

WARNING: Changes or modifications to this unit not expressly approved by the party responsible for compliance could void the user's authority to operate the equipment.

For technical support, please call: 1-800-376-7744.

The artwork and design of this package are protected by US copyright law and may not be reproduced, distributed, displayed, published or used in any manner without prior written permission. It is not permitted to alter, remove or reproduce any trademarks or copyright notice from this package.

1003362 (2304012)

0 41417 57242 2 1

Made in China

China Patent No. ZL201220226860.1

©2017 Sharper Image. Sharper Image® name and logo are registered trademarks. All rights reserved.

Distributed by MerchSource, LLC, Irvine, CA 92618.

NOTE: This equipment has been tested and found to comply with the limits for a Class B digital device, pursuant to Part 15 of the FCC Rules. These limits are designed to provide reasonable protection against harmful interference in a residential installation. This equipment generates, uses and can radiate radio frequency energy and, if not installed and used in accordance with the instructions, may cause harmful interference to radio communications.

However, there is no guarantee that interference will not occur in a particular installation. If this equipment does cause harmful interference to radio or television reception, which can be determined by turning the equipment off and on, the user is encouraged to try to correct the interference by one or more of the following measures:

- Reorient or relocate the receiving antenna.
- Increase the separation between the equipment and receiver.
- Connect the equipment into an outlet on a circuit different from that to which the receiver is connected.
- Consult the dealer or an experienced radio/TV technician for help.

This device complies with Part 15 of the FCC Rules. Operation is subject to the following two conditions: (1) this device may not cause harmful interference, and (2) this device must accept any interference received, including interference that may cause undesired operation.