PYLE

PyleUSA.com

VISIT US ONLINE:
Have a question?
Need service or repair?
Want to leave a comment?
PyleUSA.com/ContactUs

PYLE

PYLE

PyleUSA.com

P3301BAT

Wireless BT Streaming Hybrid Amplifier Receiver

Home Theater Stereo Amplifier with Wireless BT, AM/FM Radio, MP3/USB Reader (3000 Watt MAX)

USER MANUAL

FOREWORD

Please read this operating instructions carefully before using. It will acquaint you fully with all its features and help you enjoy your time.

The product adopts the most advanced digital technique in the world. The Hybrid Pre-Amplifier has 4 channels with high power output, so to speak, the real acoustic center of your family movie theatre. It is designed to be multi-functional AM/FM Tuner, Mp3 input jack, headphone input jack. It is a product of the finest accompanying acoustic amplifier, when applied to TUNER, MP3, BLUETOOTH, DVD/CD, etc. The ***P3301BAT*** *brings you the first ever hybrid Amplifier with designed Sub out and Pre out to adjust to every situation.*

SAFETY PRECAUTION

Read all documentations carefully before operating the equipment. Retain this manual for future reference. Follow all instructions printed on unit for proper operation.

Do not open cover (or back cover) to reduce the risk of electrics shock or fire.

There are no user serviceable parts inside. Refer to Servicing to qualified service personnel.

This symbol is used to alert the operator to the presence of important Operating instructions and precautions detailed in the documentation manual.

This symbol is used to warn operators that uninsulated dangerous voltages are present within the products enclosure that may pose a risk of electric shock.

Warning: To avoid fire or risk of electric shock, do not expose this unit to rain or moisture.

NOTES:

- Make sure power outlet conform to the power requirements listed on the back of the unit.
- Main voltage must be correct and the same as that printed on the rear of the unit.
- Do not use the unit if the electrical cord is frayed or broken.
- The unit shall not be exposed to dripping or splashing and that no objects filled with liquids such as vases, shall be placed on unit.
- The unit shall be connected to a mains socket outlet with a protective earth connection.

Whatys in the Box:

- Hybrid Pre-Amplifier
- Detachable Rack-Mount Brackets
- AM/FM Antenna
- Remote Control
- Power Cable

Technical Specs:

- Power Output: 3000 Watt MAX
- Frequency Response: 40Hz-15 kHz, +/-2dB
- S/N Ratio: >76dB
- T.H.D.: <1%
- Radio Station Memory Presets: 30
- Digital Media File Playback Support: MP3/WMA/WAV/FLAC/APE
- Maximum USB Flash Memory Support: Up to 64GB
- Battery Operated Remote, Requires (2) x 'AAA' Battery, Not Included
- Power Cord Length: 4.5' ft.
- Power Supply: 120/240V, Switchable
- Unit Dimensions (L x W x H): 16.9" x 3.5" x 11.8" – inches

Questions? Issues?
We are here to help!
Phone: **(1) 718-535-1800**
Email: **support@pyleusa.com**

WARNING: This product can expose you to a chemical or group of checmicals, which may include "**Nickel Carbonatefi** which is known in the state of California to cause cancer, birth defects, or other reproductive harm. For more info, go to **https://www.p65warnings.ca.gov/.**

P3301BAT

Wireless BT Streaming Hybrid Amplifier Receiver

Home Theater Stereo Amplifier with Wireless BT Streaming, AM/FM Radio, MP3/USB Reader (3000 Watt MAX)

Features:

- Home Theater Pro Audio Receiver
- High-Powered Hybrid Pre-Amplifier
- Multi-Channel Source Audio Selection
- Built-in for Wireless BT Music Streaming
- AM/FM Radio with Digital LCD Display
- USB Flash Memory Card Reader
- MP3 Audio File Playback Support
- Connect & Stream Audio from External Devices
- Aux (3.5mm) Input Jack
- Microphone Inputs, 1/4”-inch
- Headphone Jack, 1/4”-inch
- RCA (L/R) Audio Input/output Jacks
- Dedicated for Subwoofer Output
- Screw-Type Speaker Terminal Binding Posts
- Front Panel Button & Rotary Control Center
- Independent Audio Source Selection
- LED Backlight Illumination with Key Control ON/OFF
- Microphone Volume/Echo Control
- Integrated Overload & Short Circuitry Protection
- Built-in Cooling Fan
- Universal Rack Mount Design

Wireless BT Streaming Connectivity:

- Built-in Receiver for Wireless Audio Music Streaming
- Simple & Hassle-Free Pairing
- Works with All of Today’s Latest Devices (Smartphones, Tablets, Laptops, Computers, etc.)
- Wireless BT Version: 5.0
- Wireless BT Network Name: ‘PYLE PRO’
- Wireless Range: 35’+ ft.

FRONT PANEL

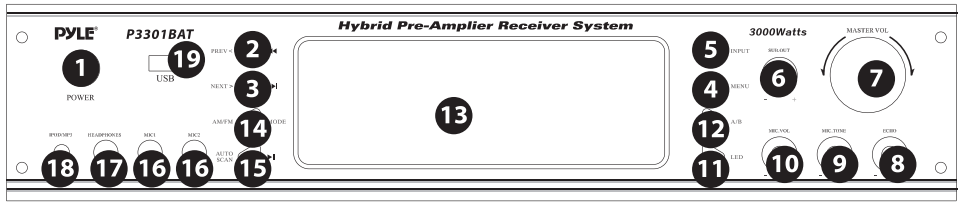

1. **POWER SWITCH:** Press to switch the power unit **ON** or **OFF**
2. **PREV:** This button is used to select the previous station in system
3. **NEXT:** This button is used to select the next station in system
4. **MENU CONTROL:** This is used to Increment end decrement level for the selected function of Mister Volume, Bass. Treble, Balance. Auto station seek.
5. **INPUT:** This is used to select the input sources such as DVD/CD, TUNER, MP3, USB, and BLUETOOTH
6. **SUB OUT VOLUME CONTROL**
7. **MASTER VOLUME CONTROL:** Adjusts the volume level. Turn the button clockwise to increase the volume
8. **ECHO CONTROL:** Turn the knob to adjust the MIC echo level
9. **MIC TONE:** Adjusts the tone of MIC
10. **MIC VOLUME:** Adjusts the volume level. Turn the knob clockwise to increase the MIC volume
11. **LED:** Adjust the blue lights and blue rings
12. **A/B SPEAKERS OUTPUT SELECTOR:** Three modes: A. B. A+B
13. **FUNCTION DISPLAYED FLUORESCENT WINDOW**
14. **AM/FM/USB/ BT SELECTION:** Press it to select **AM/FM** when in Tuner input. Press it to select USB/BT when in USB input.
15. **AUTO SCAN:** AM/FM auto scan selector, scan and store stations automatically. Can store 30 stations
16. **MIC INPUT JACKS 1/2:** KARAOKE MIC connect to these jacks
17. **HEADPHONE JACK:** Headphone connect to this jack
18. **MP3 JACK:** MP3 connect to this jack
19. **USB inputs:** Insert USB flash driver

REAR PANEL

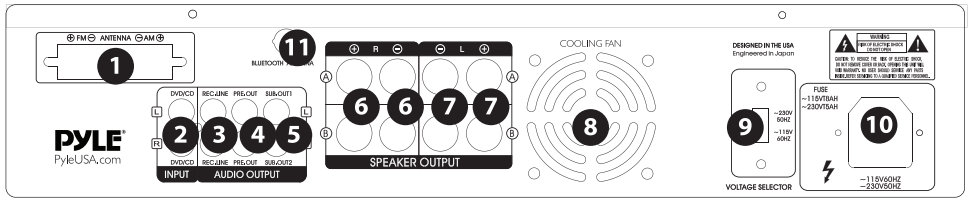

1. **TUNER ANT:** Connect for AM and FM antenna
2. **AUDIO INPUT JACKS:** Connect the audio output jacks of DVD/CD to these jacks
3. **RECLINE OUTPUT JACKS:** Connect the **RECORD** input jacks to these jacks.
4. **PRE OUTPUT JACKS:** Connect the professional input jacks to these jacks
5. **SUBWOOFER OUTPUT JACKS 1&2**
6. **A B (Right) SPEAKER OUTPUT TERMINALS:** Connect your speaker system to these terminals.
7. **A B (Left) SPEAKER OUTPUT TERMINALS:** Connect your the other speaker system(s) to these terminals.
8. **COOLING FAN**
9. **110V/220V SWITCH:** According to power voltage push this button to switch between 110V and 220V
10. **POWER CORD:** Connect to AC 110V/60Hz & 220V/50Hz outlet.
11. **BLUETOOTH ANTENNA:** This is the 2.4G bluetooth antenna

REMOTE CONTROL OPERATION

1. Remote control should be operated within 6 meters and a scope of 30 degrees in front of receiver.
2. Make sure that there are no large obstacles between remote control and machine.
3. Remote sensor should be far away from the light, high amounts of light can affect its performance.

REMOTE CONTROL

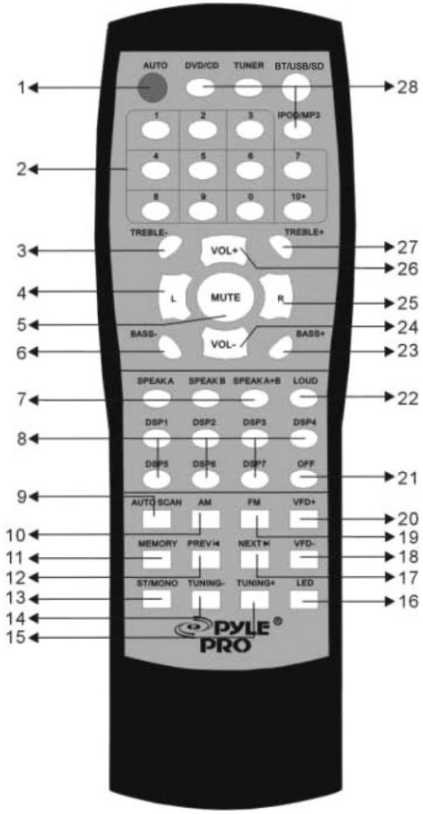

1. **AUTO:** Automatically search the signal source when power **ON**
2. **DIGITAL:** Tuning AM/FM number button

(3/27) ***TREBLE-/TREBLE+*:** Master treble down and up

(4/25) L/R: Left/ Right Balance Control

5. **MUTE:** Mute Selector

(6/23) BASS- / BASS+: Master bass **DOWN/UP**

7. **SPEAKER:** Speaker (A/B/A+B) selector
8. **DSP:** Music DSP selector
9. **AUTO SCAN:** AM/FM auto scan selector, scan and store station automatically. Can store 30 stations
10. **AM:** Multi-functional key. It is **AM** selector when it is **TUNER** mode.
11. **MEMORY:** After a station has been found, store the station by pressing the **MEMORY** button. The screen will display **SAVE.**

(12/17) PREV & NEXT: Station preview and next selector

13. **ST/MONO:** Stereo and mono selector

(14/15) TUNING- TUNING+: The two keys are used to adjust to the best signal of the stations

16. **LED:** Led mode selector

(18/20) VFD- VFD+: VFD down and up selector

19. FM: Multi-functional key. This is FM selector when it is in **TUNER** mode.

21. **OFF:** Music DSP off selector
22. **LOUD:** Press the button to increase both bass and treble

(24/26) VOL- VOL+: Master volume down and up

28. **DVD/CD/TUNER/BLUETOOTH/MP3/USB:** Signal input selector

FCC Warning

This device complies with part 15 of the FCC rules. Operation is subject to the following two conditions: (1) this device may not cause harmful interference, and (2) this device must accept any interference received, including interference that may cause undesired operation.

Changes or modifications not expressly approved by the party responsible for compliance could void the user's authority to operate the equipment.

NOTE: This equipment has been tested and found to comply with the limits for a Class B digital device, pursuant to part 15 of the FCC Rules. These limits are designed to provide reasonable protection against harmful interference in a residential installation. This equipment generates uses and can radiate radio frequency energy and, if not installed and used in accordance with the instructions, may cause harmful interference to radio communications. However, there is no guarantee that interference will not occur in a particular installation. If this equipment does cause harmful interference to radio or television reception, which can be determined by turning the equipment off and on, the user is encouraged to try to correct the interference by one or more of the following measures:

- Reorient or relocate the receiving antenna.
- Increase the separation between the equipment and receiver.
- Connect the equipment into an outlet on a circuit different from that to which the receiver is connected.
- Consult the dealer or an experienced radio/TV technician for help.

Radiation Exposure Statement

This equipment complies with FCC radiation exposure limits set forth for an uncontrolled environment. This equipment should be installed and operated with minimum distance 20cm between the radiator and your body.