Appendix Test Data

Report No.:	18220WC20233001	Test Sample No.:	1-2-2
Start Test Date:	2022.9.28	Finish Test Date:	2022.10.8
Test Engineer:	Tony.He	Auditor:	Edward.Pan
Temperature:	27.3℃	Relative Humidity:	47 %
Pressure:	1012 hPa		

Appendix A: 20dB Emission Bandwidth

Test Result

TestMode	Antenna	Frequency[MHz]	20db EBW[MHz]	FL[MHz]	FH[MHz]
DH5	Ant1	2402	0.954	2401.589	2402.543
		2441	0.960	2440.580	2441.540
		2480	0.957	2479.586	2480.543
2DH5	Ant1	2402	1.305	2401.400	2402.705
		2441	1.323	2440.385	2441.708
		2480	1.314	2479.394	2480.708
3DH5	Ant1	2402	1.305	2401.403	2402.708
		2441	1.350	2440.379	2441.729
		2480	1.296	2479.400	2480.696

Test Graphs

DH5_Ant1_2402

DH5_Ant1_2441

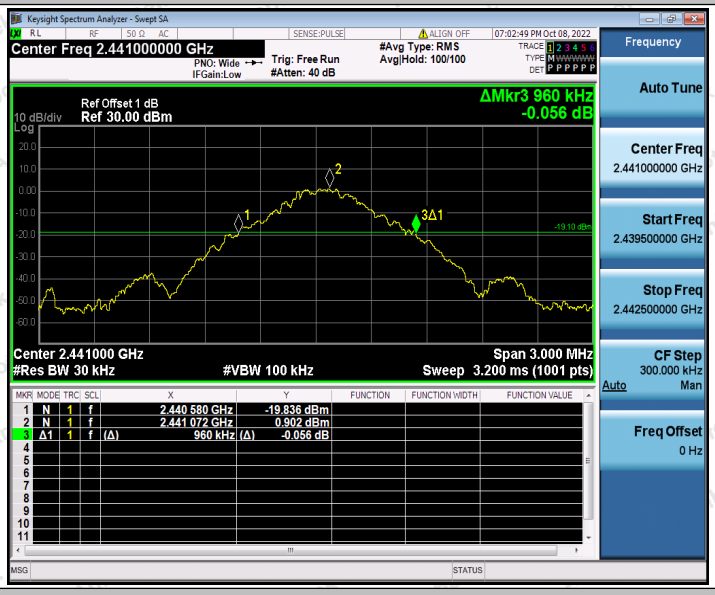

DH5_Ant1_2480

2DH5_Ant1_2402

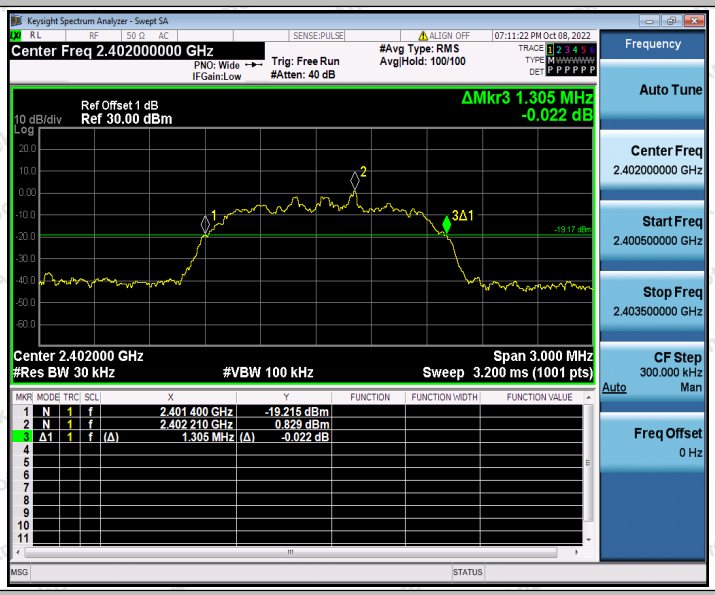

2DH5_Ant1_2441

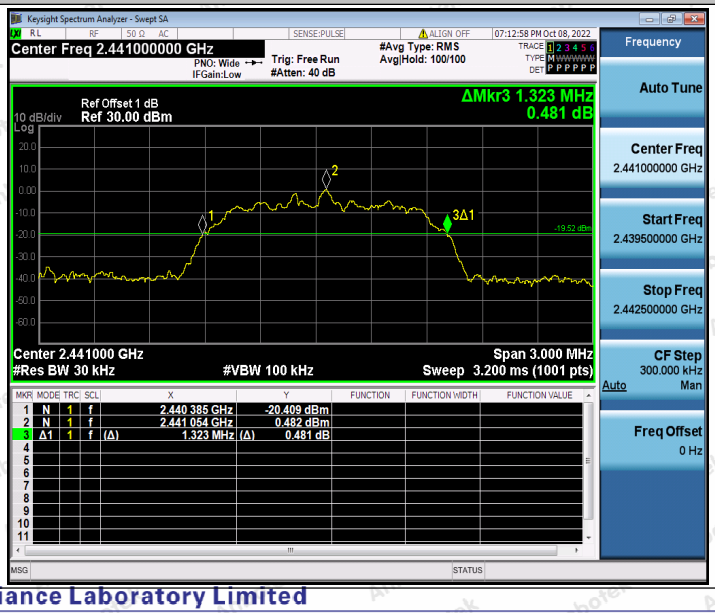

2DH5_Ant1_2480

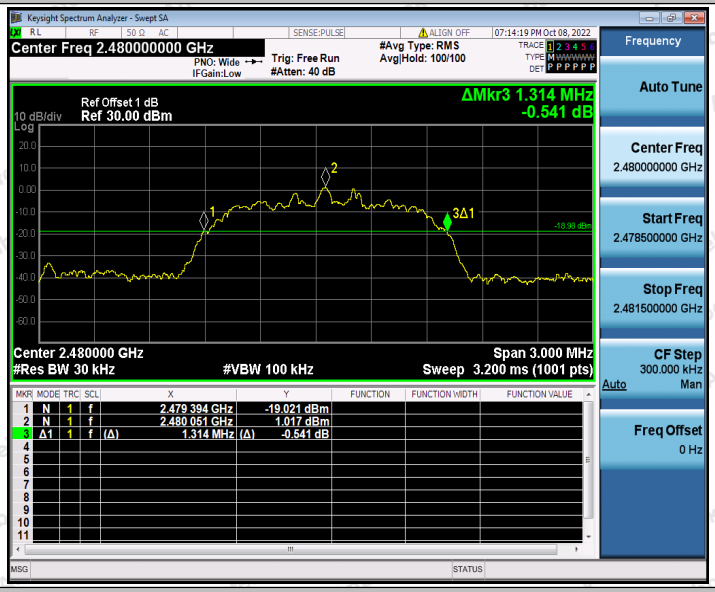

3DH5_Ant1_2402

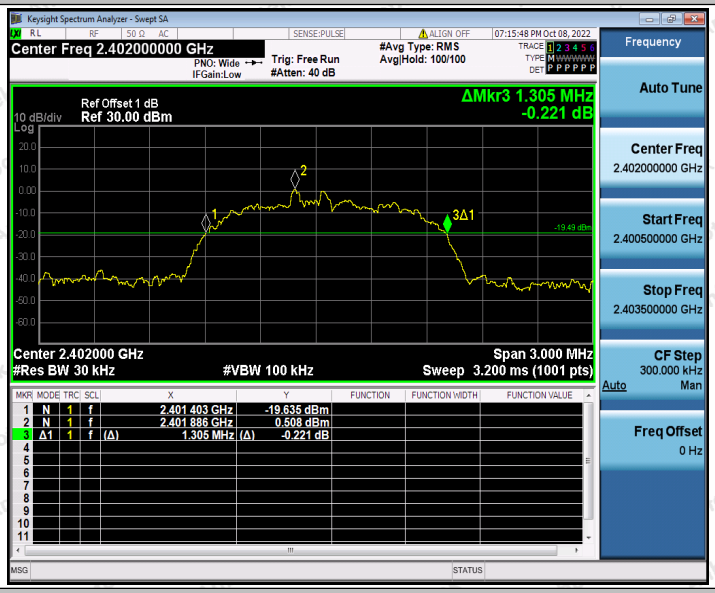

3DH5_Ant1_2441

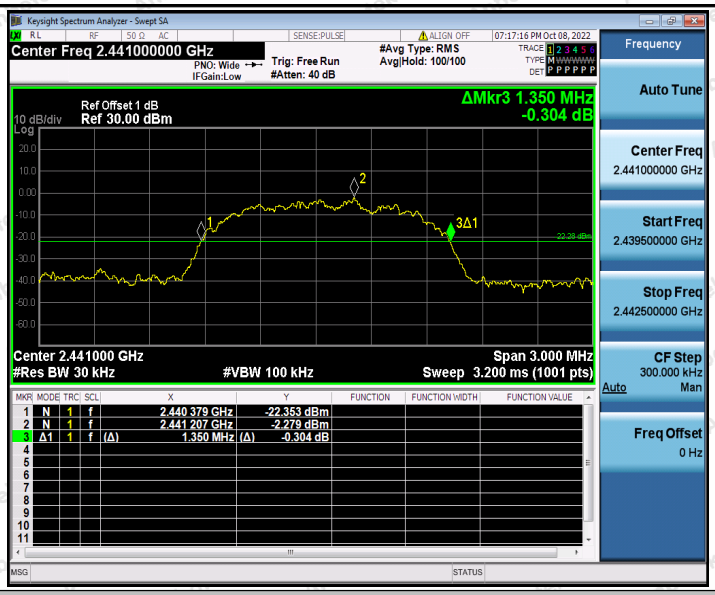

3DH5_Ant1_2480

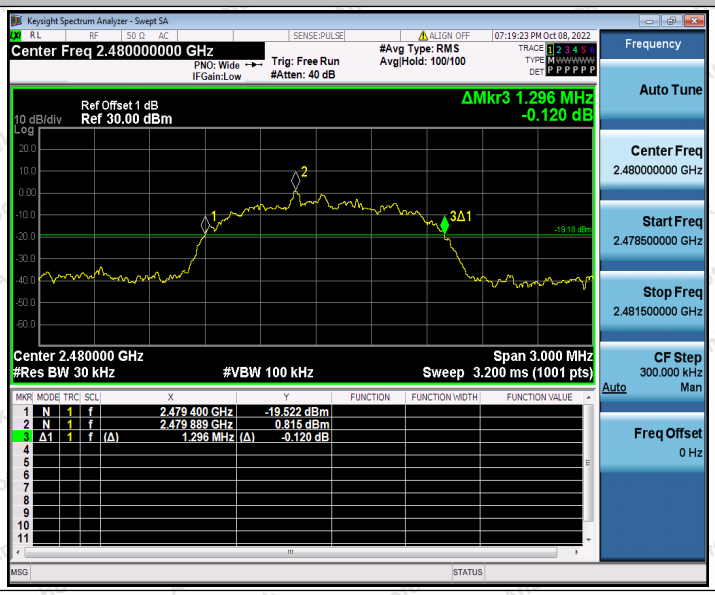

Appendix B: Occupied Channel Bandwidth

Test Result

TestMode	Antenna	Frequency[MHz]	OCB [MHz]	FL[MHz]	FH[MHz]
DH5	Ant1	2402	0.85545	2401.6163	2402.4717
		2441	0.85529	2440.6198	2441.4751
		2480	0.86048	2479.6158	2480.4763
2DH5	Ant1	2402	1.2063	2401.4439	2402.6502
		2441	1.2034	2440.4485	2441.6519
		2480	1.1865	2479.4579	2480.6444
3DH5	Ant1	2402	1.2013	2401.4445	2402.6458
		2441	1.2126	2440.4382	2441.6508
		2480	1.2137	2479.4403	2480.6540

Test Graphs

DH5_Ant1_2402

DH5_Ant1_2441

DH5_Ant1_2480

2DH5_Ant1_2402

2DH5_Ant1_2441

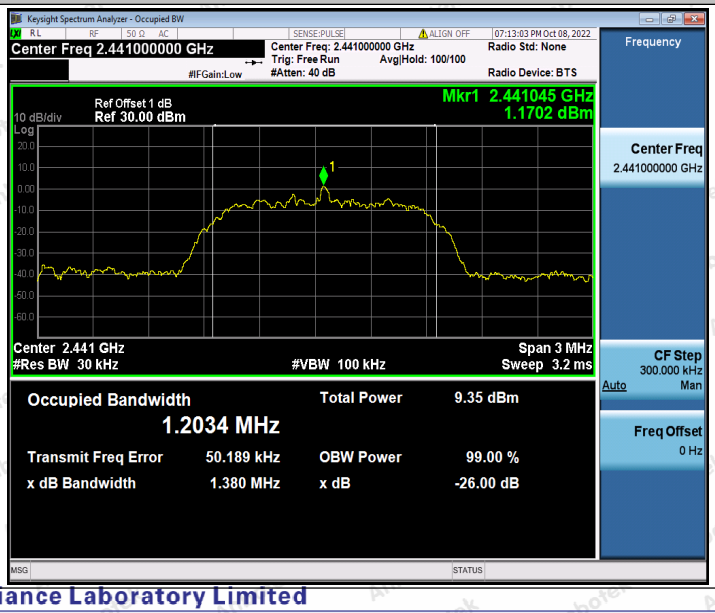

2DH5_Ant1_2480

3DH5_Ant1_2402

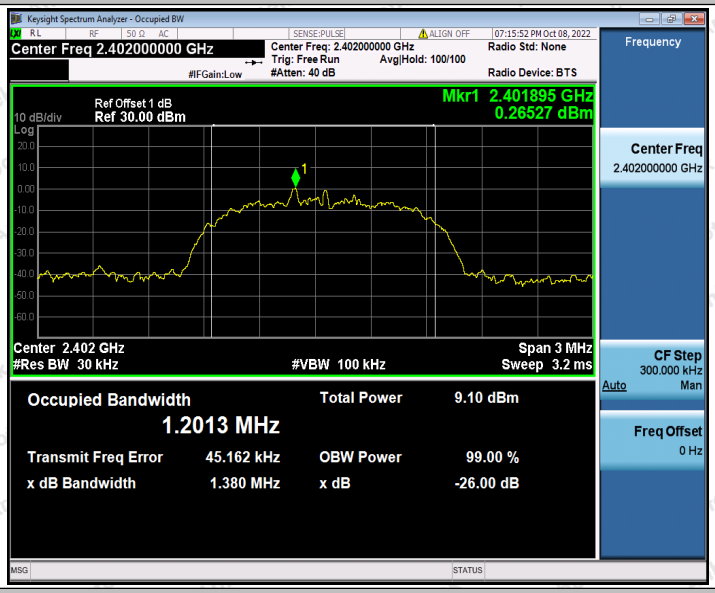

3DH5_Ant1_2441

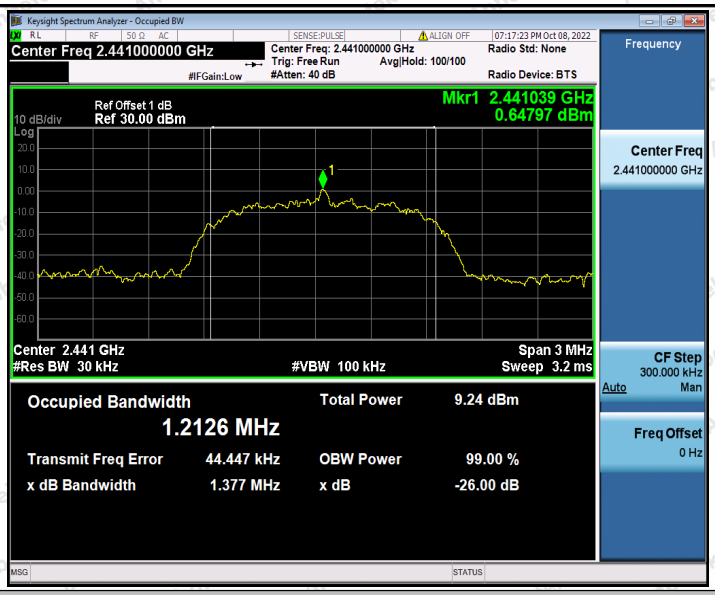

3DH5_Ant1_2480

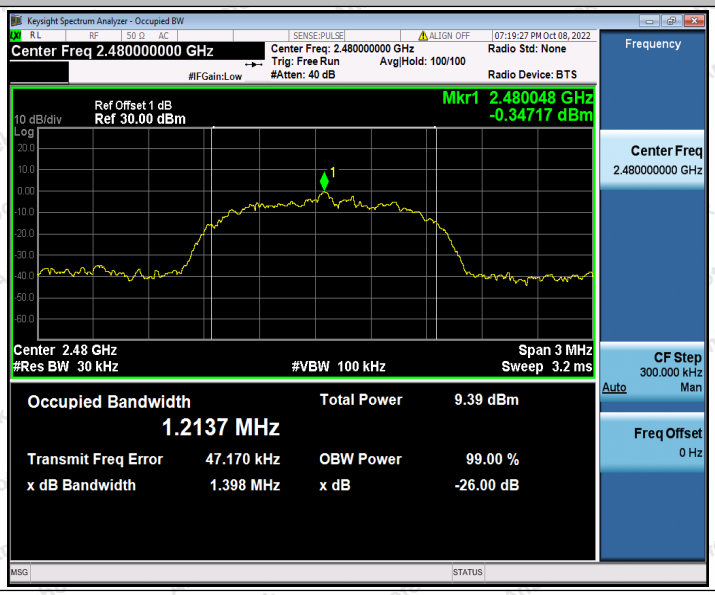

Appendix C: Maximum conducted output power

Test Result Peak

Test Mode	Antenna	Frequency[MHz]	Conducted Peak Power[dBm]	Conducted Limit[dBm]	Verdict
DH5	Ant1	2402	3.13	≤20.97	PASS
		2441	3.5	≤20.97	PASS
		2480	3.37	≤20.97	PASS
2DH5	Ant1	2402	3.73	≤20.97	PASS
		2441	4.04	≤20.97	PASS
		2480	3.96	≤20.97	PASS
3DH5	Ant1	2402	3.97	≤20.97	PASS
		2441	4.32	≤20.97	PASS
		2480	4.17	≤20.97	PASS

Test Graphs

DH5_Ant1_2402

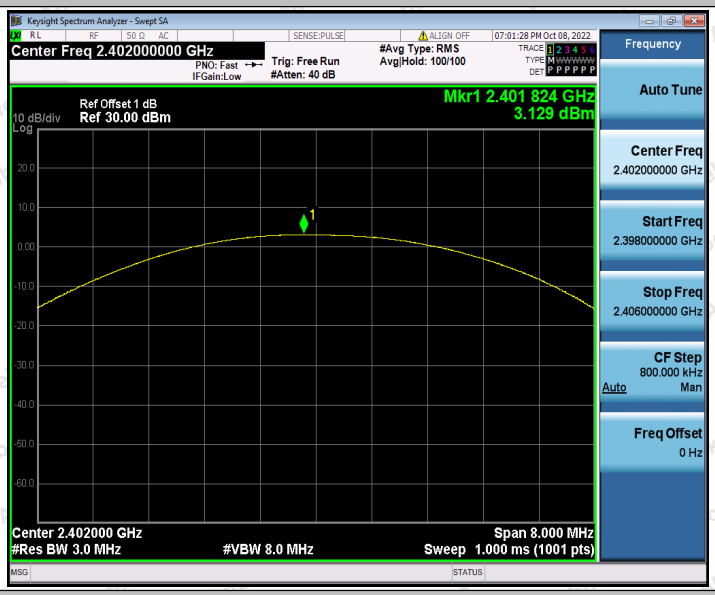

DH5_Ant1_2441

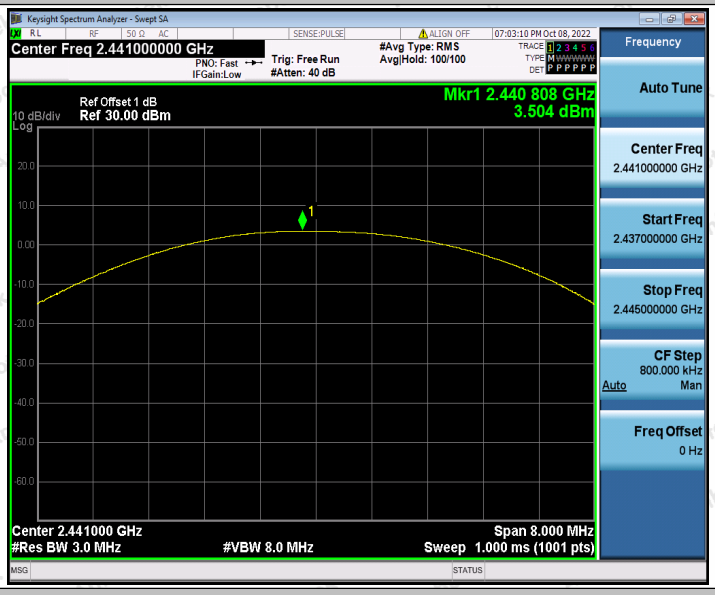

DH5_Ant1_2480

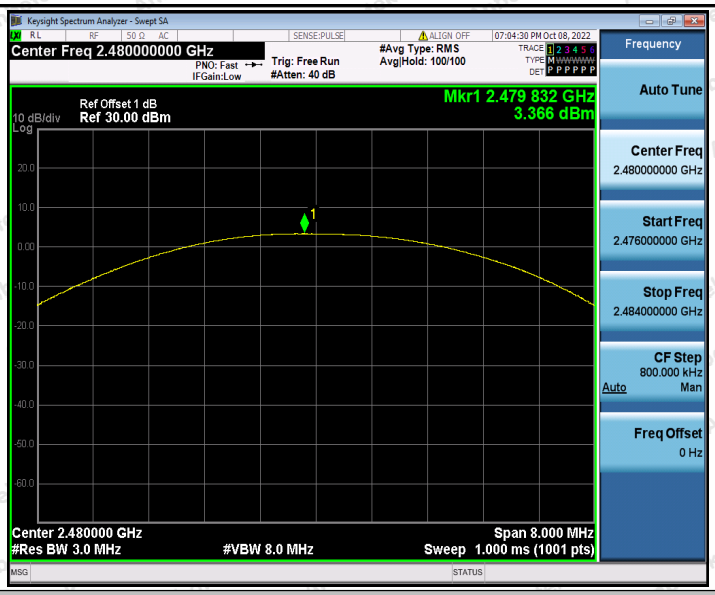

2DH5_Ant1_2402

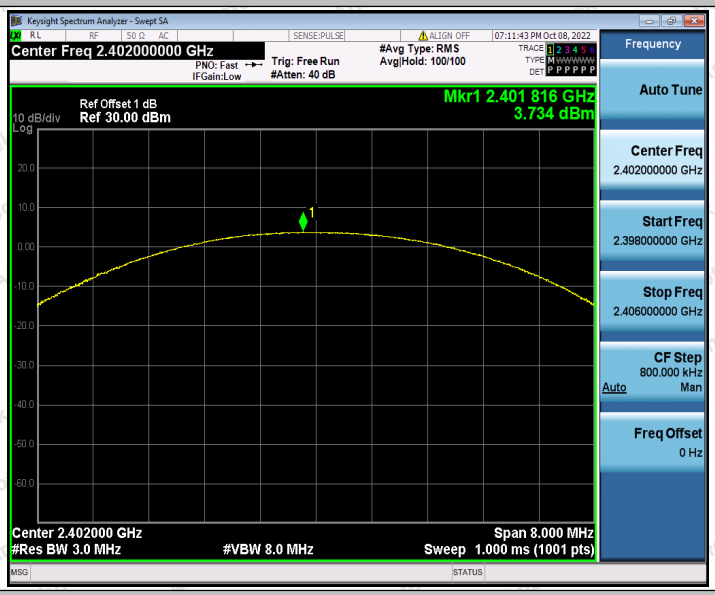

2DH5_Ant1_2441

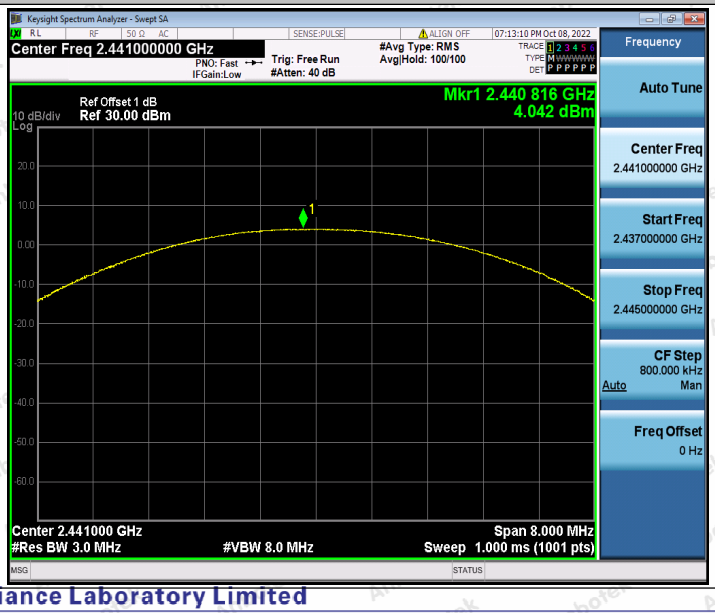

2DH5_Ant1_2480

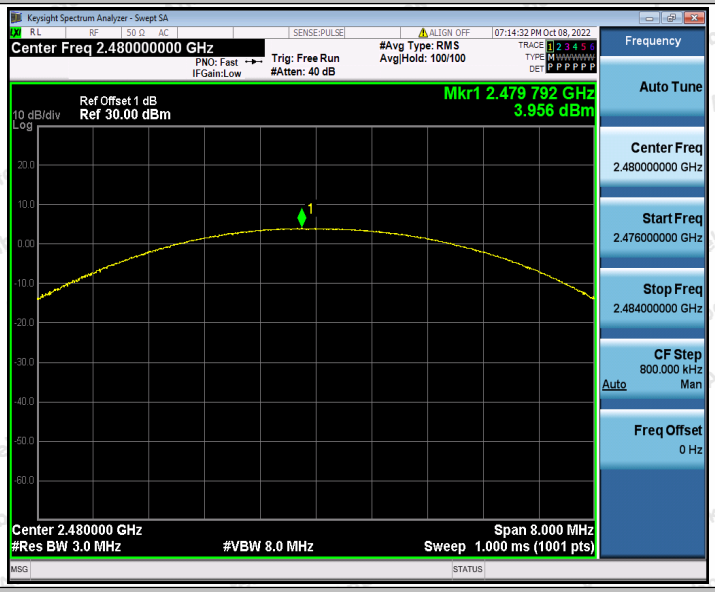

3DH5_Ant1_2402

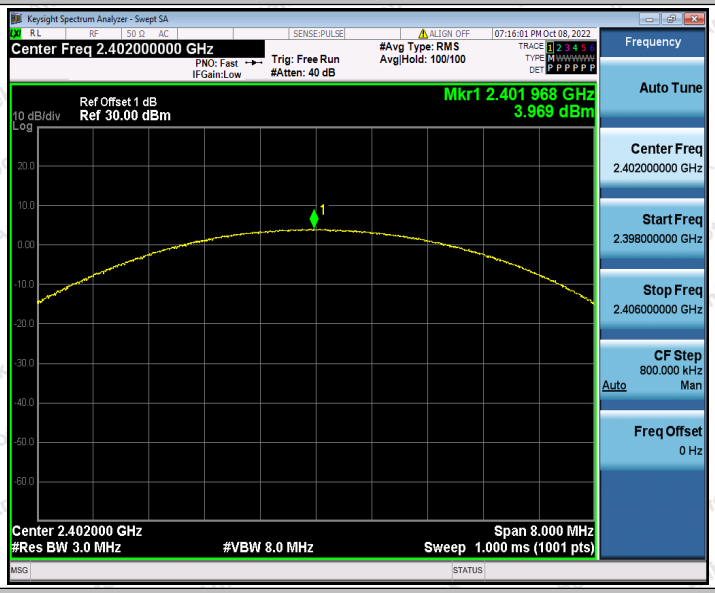

3DH5_Ant1_2441

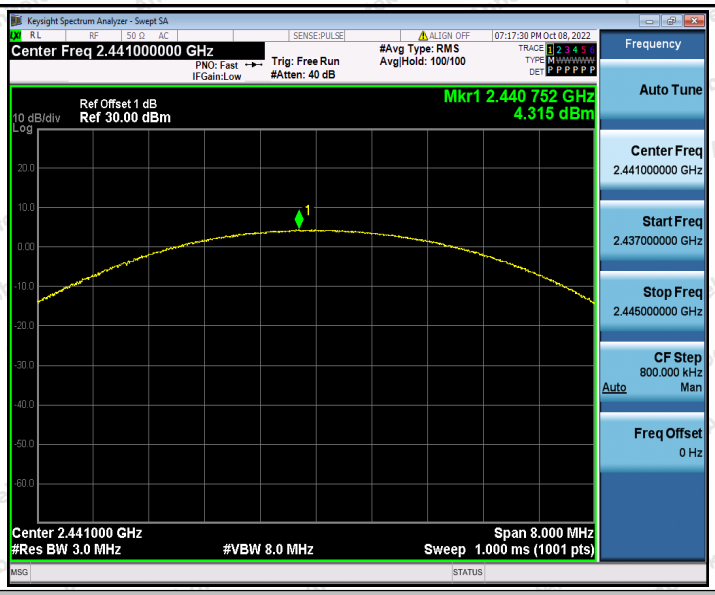

3DH5_Ant1_2480

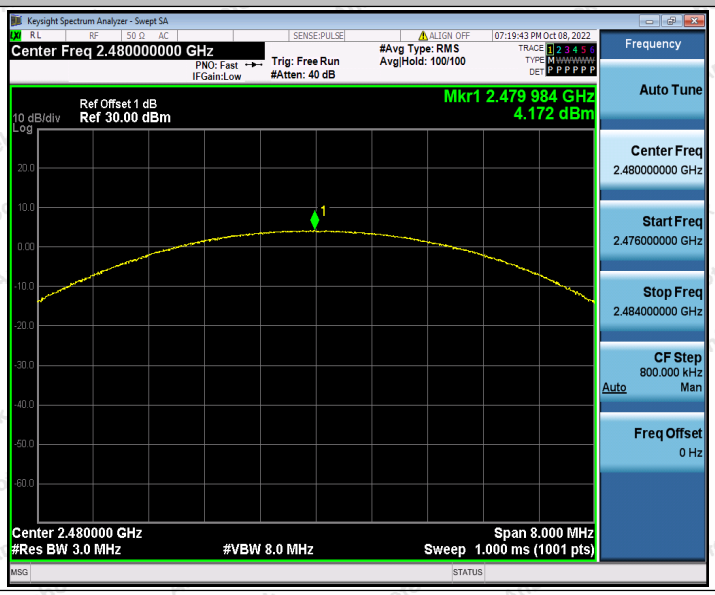

Appendix D: Carrier frequency separation

Test Result

TestMode	Antenna	Frequency[MHz]	Result[MHz]	Limit[MHz]	Verdict
DH5	Ant1	Hop	0.996	≥0.960	PASS
2DH5	Ant1	Hop	1.348	≥0.882	PASS
3DH5	Ant1	Hop	1.01	≥0.900	PASS

Test Graphs

DH5_Ant1_Hop

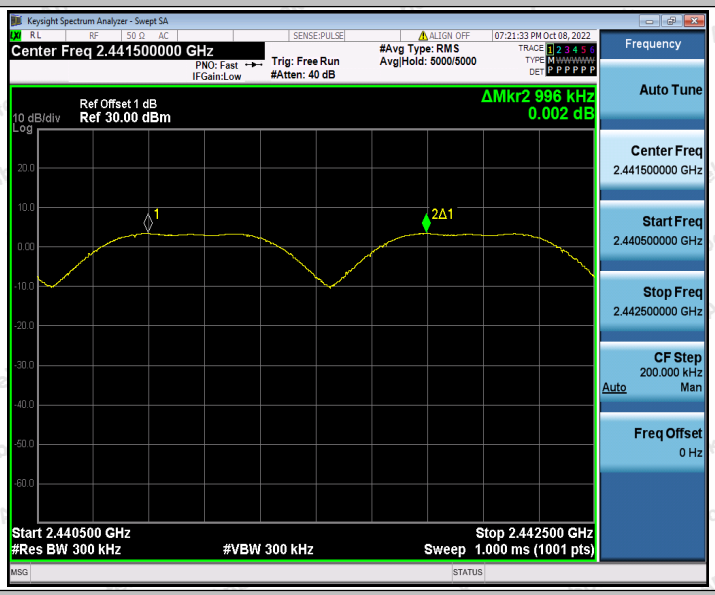

2DH5_Ant1_Hop

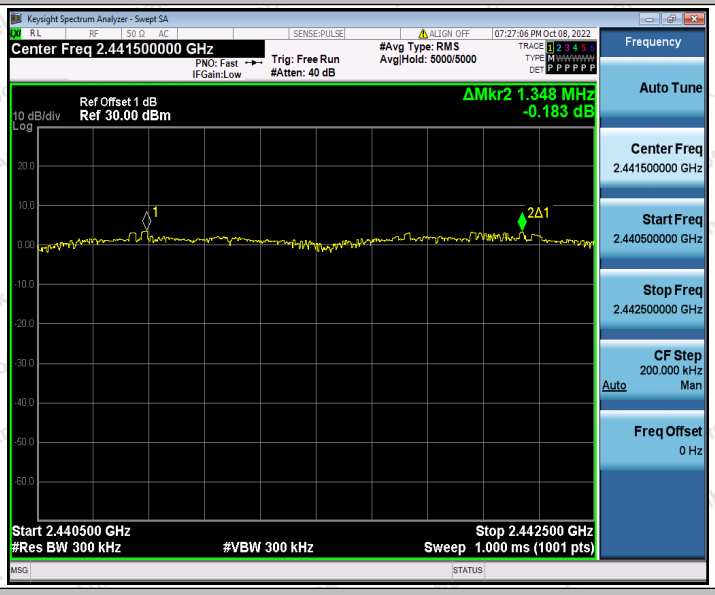

3DH5_Ant1_Hop

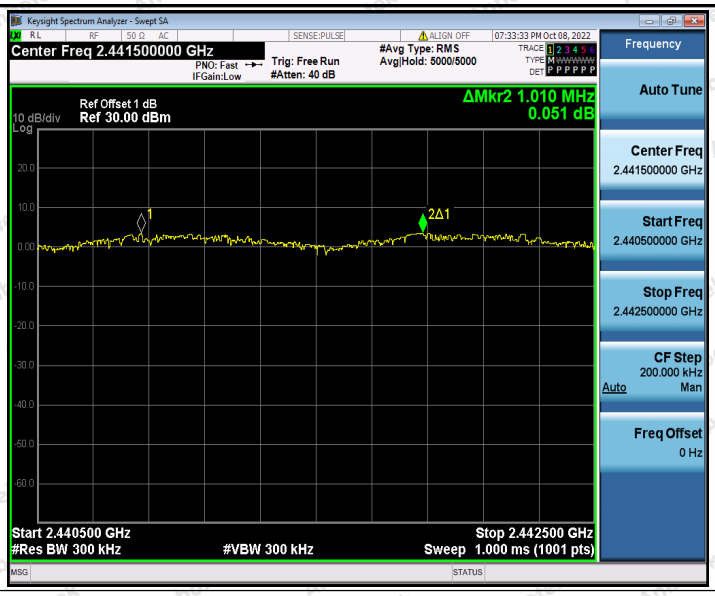
Keysight Spectrum Analyzer - Swept SA
Center Freq 2.441500000 GHz
PNO: Fast
IFGain:Low
Trig: Free Run
#Atten: 40 dB
#Avg Type: RMS
Avg|Hold: 5000/5000
07:33:33 PM Oct 08, 2022
Ref Offset 1 dB
10 dB/div
Ref 30.00 dBm
Log
ΔMkr2 1.010 MHz
0.051 dB
Start 2.440500 GHz
#Res BW 300 kHz
#VBW 300 kHz
Stop 2.442500 GHz
Sweep 1.000 ms (1001 pts)
Frequency
Auto Tune
Center Freq
2.441500000 GHz
Start Freq
2.440500000 GHz
Stop Freq
2.442500000 GHz
CF Step
200.000 kHz
Auto
Man
Freq Offset
0 Hz

Appendix E: Time of occupancy

Test Result

TestMode	Antenna	Frequency[MHz]	BurstWidth [ms]	TotalHops [Num]	Result[s]	Limit[s]	Verdict
DH1	Ant1	Hop	0.374	314	0.117	≤0.4	PASS
DH3	Ant1	Hop	1.631	166	0.271	≤0.4	PASS
DH5	Ant1	Hop	2.879	108	0.311	≤0.4	PASS
2DH1	Ant1	Hop	0.384	316	0.121	≤0.4	PASS
2DH3	Ant1	Hop	1.635	158	0.258	≤0.4	PASS
2DH5	Ant1	Hop	2.884	111	0.32	≤0.4	PASS
3DH1	Ant1	Hop	0.386	317	0.122	≤0.4	PASS
3DH3	Ant1	Hop	1.635	164	0.268	≤0.4	PASS
3DH5	Ant1	Hop	2.887	105	0.303	≤0.4	PASS

Test Graphs

DH1_Ant1_Hop

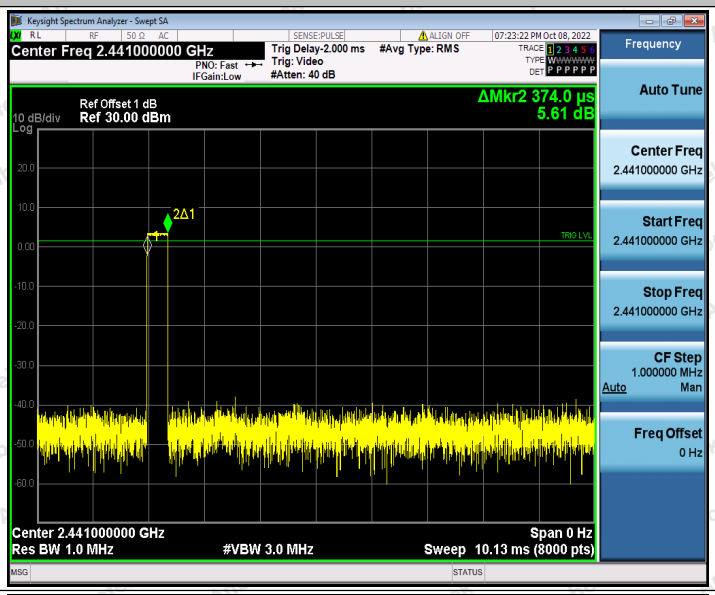

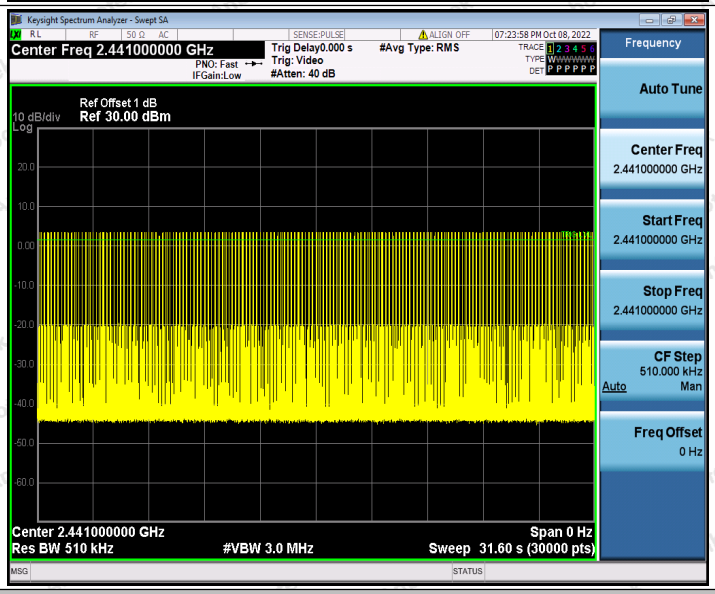

DH3_Ant1_Hop

Keysight Spectrum Analyzer - Swept SA
Center Freq 2.441000000 GHz
Trig Delay-2.000 ms
#Avg Type: RMS
Trig: Video
#Atten: 40 dB
PNO: Fast
IFGain:Low
Ref Offset 1 dB
10 dB/div
Ref 30.00 dBm
ΔMkr2 1.631 ms
21.54 dB
Center 2.441000000 GHz
Res BW 1.0 MHz
#VBW 3.0 MHz
Span 0 Hz
Sweep 10.13 ms (8000 pts)
Frequency
Auto Tune
Center Freq
2.441000000 GHz
Start Freq
2.441000000 GHz
Stop Freq
2.441000000 GHz
CF Step
1.000000 MHz
Auto
Man
Freq Offset
0 Hz

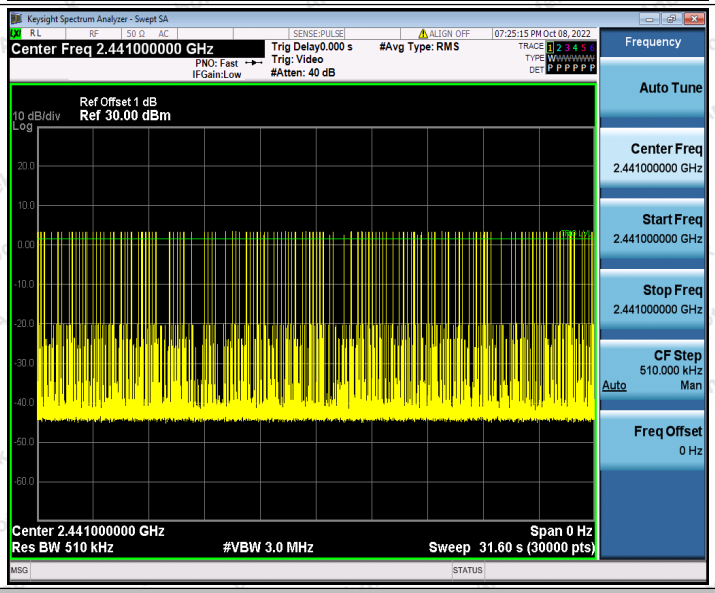
Keysight Spectrum Analyzer - Swept SA
Center Freq 2.441000000 GHz
Trig Delay0.000 s
#Avg Type: RMS
Trig: Video
#Atten: 40 dB
PNO: Fast
IFGain:Low
Ref Offset 1 dB
10 dB/div
Ref 30.00 dBm
Center 2.441000000 GHz
Res BW 510 kHz
#VBW 3.0 MHz
Span 0 Hz
Sweep 31.60 s (30000 pts)
Frequency
Auto Tune
Center Freq
2.441000000 GHz
Start Freq
2.441000000 GHz
Stop Freq
2.441000000 GHz
CF Step
510.000 kHz
Auto
Man
Freq Offset
0 Hz

DH5_Ant1_Hop

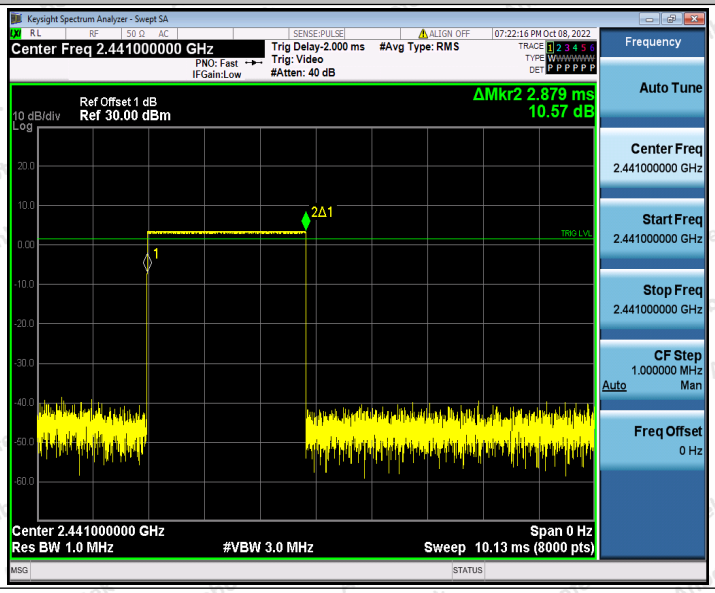
Keysight Spectrum Analyzer - Swept SA
Center Freq 2.441000000 GHz
Trig Delay-2.000 ms
#Avg Type: RMS
Trig: Video
#Atten: 40 dB
PNO: Fast
IFGain:Low
Ref Offset 1 dB
10 dB/div
Ref 30.00 dBm
ΔMkr2 2.879 ms
10.57 dB
Center 2.441000000 GHz
Res BW 1.0 MHz
#VBW 3.0 MHz
Span 0 Hz
Sweep 10.13 ms (8000 pts)
Frequency
Auto Tune
Center Freq
2.441000000 GHz
Start Freq
2.441000000 GHz
Stop Freq
2.441000000 GHz
CF Step
1.000000 MHz
Auto
Man
Freq Offset
0 Hz

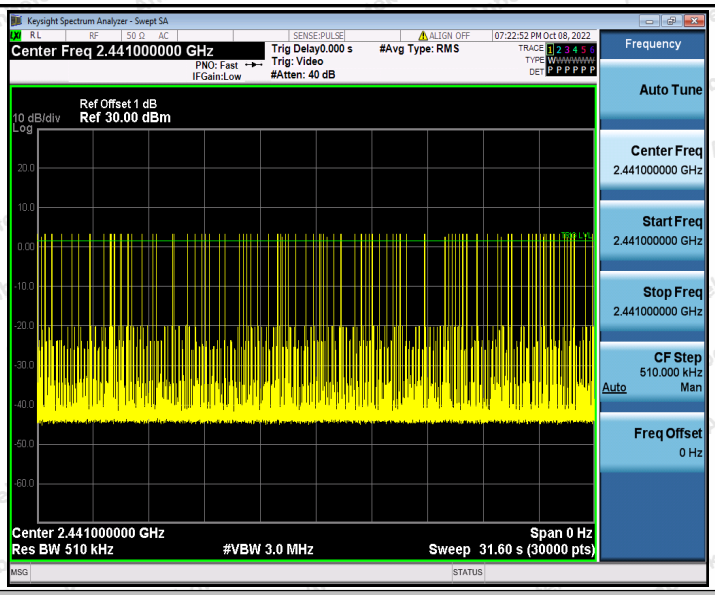

2DH1_Ant1_Hop

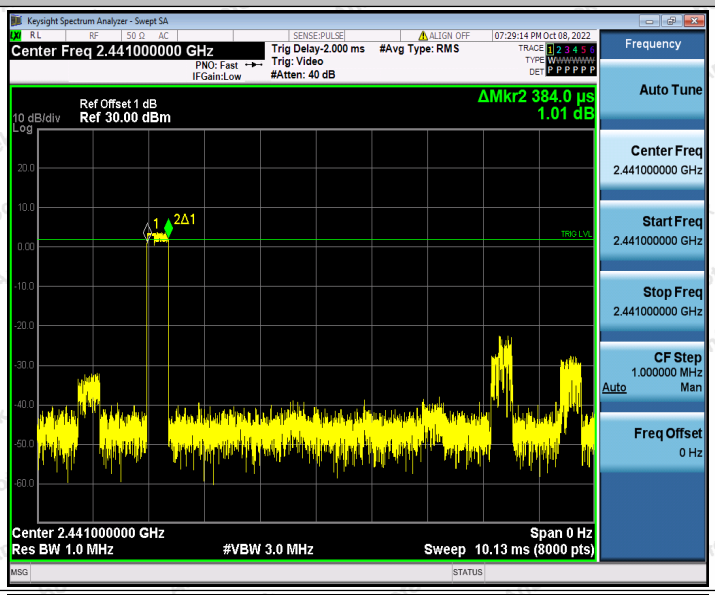

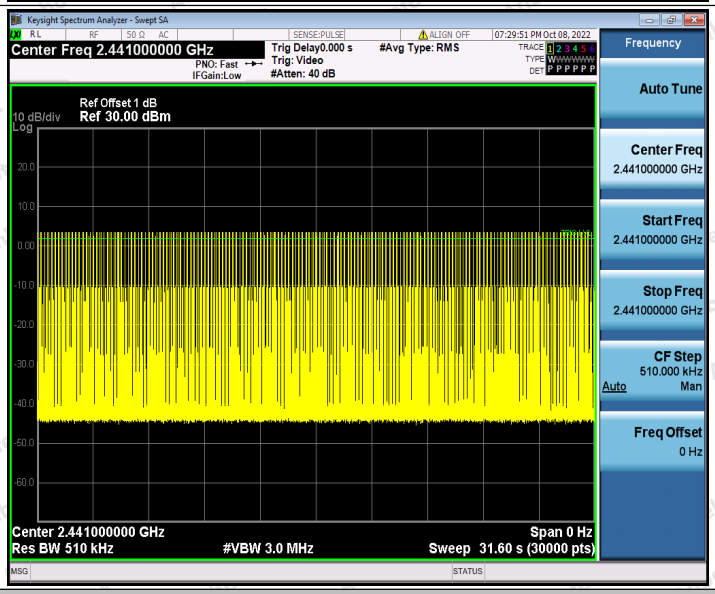

2DH3_Ant1_Hop

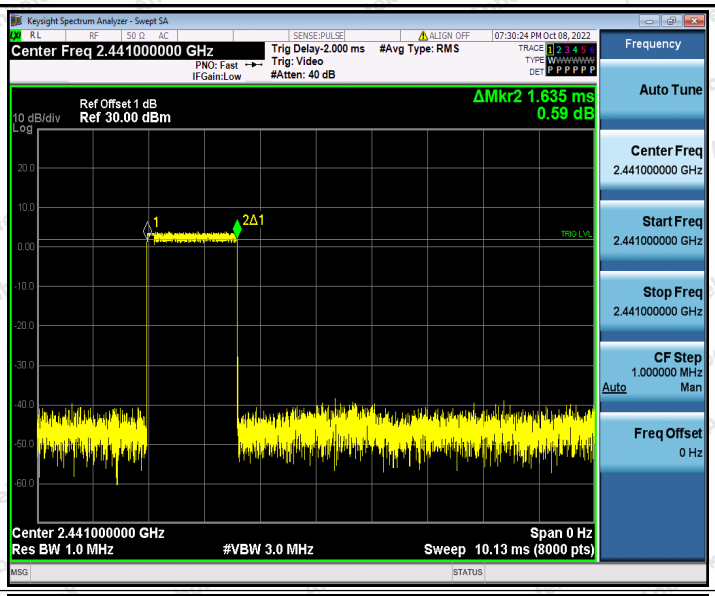

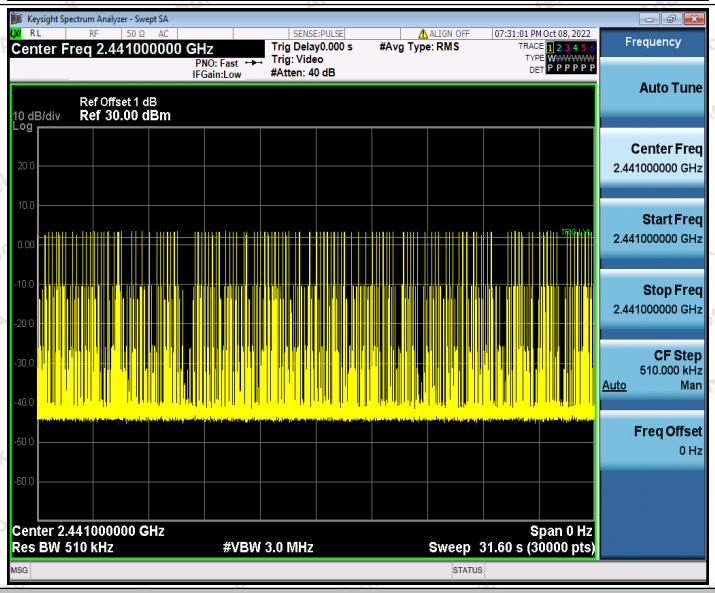

2DH5_Ant1_Hop

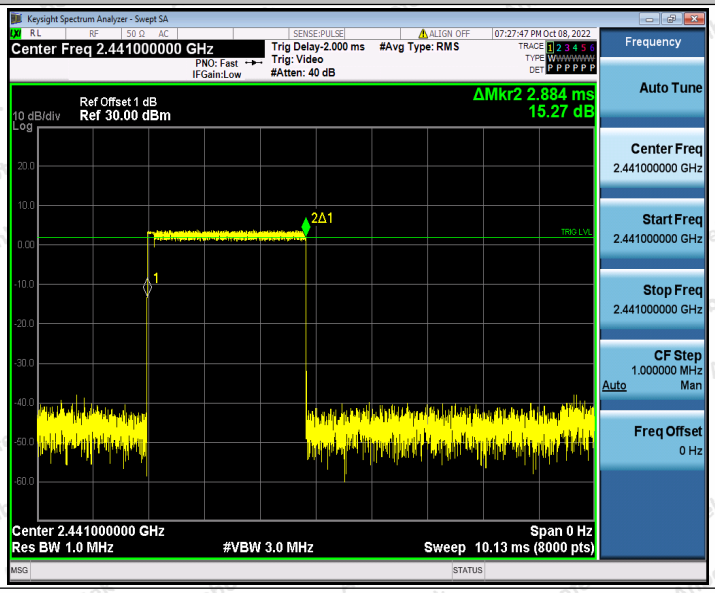

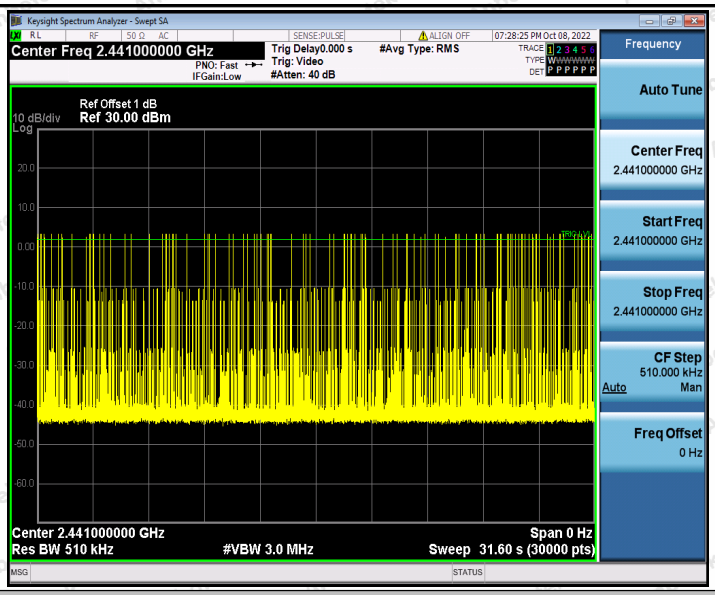

3DH1_Ant1_Hop

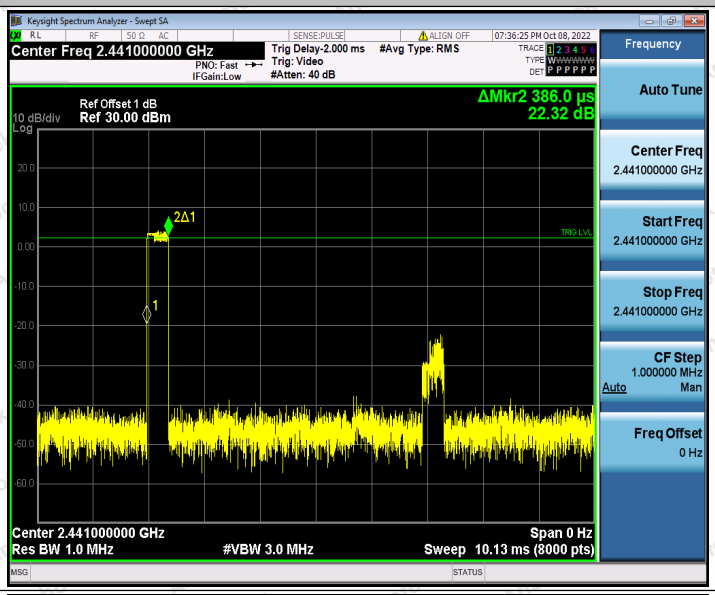

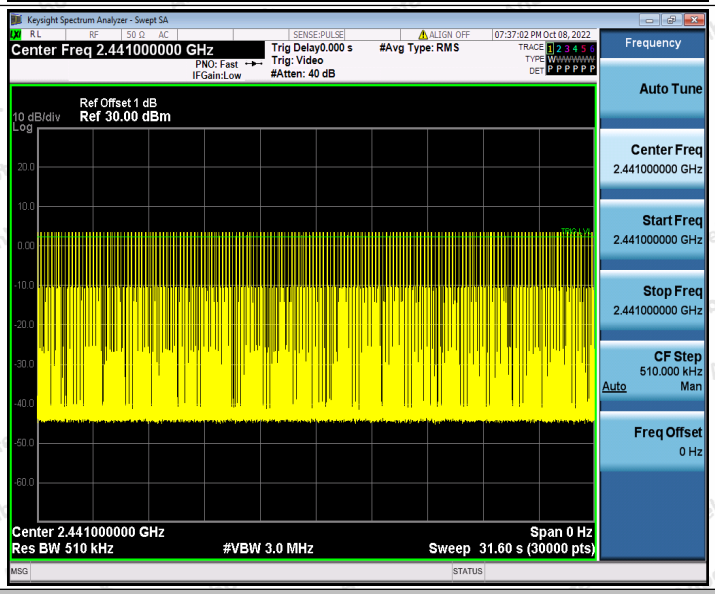

3DH3_Ant1_Hop

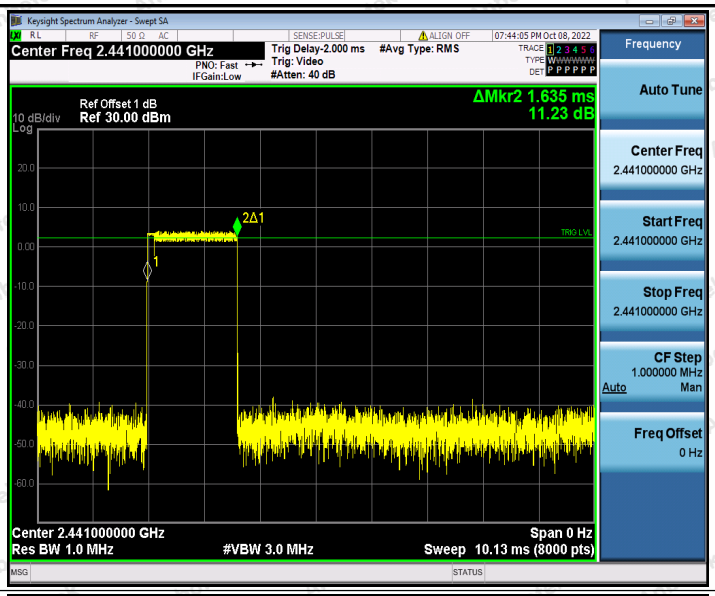

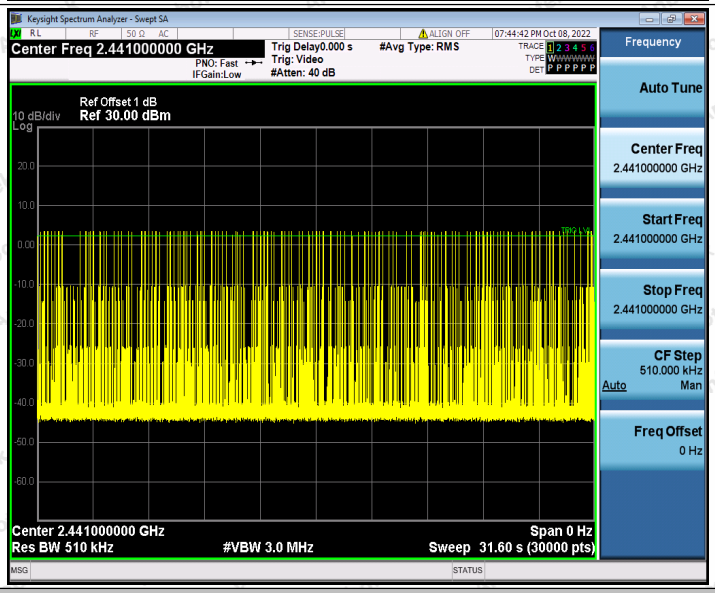

3DH5_Ant1_Hop

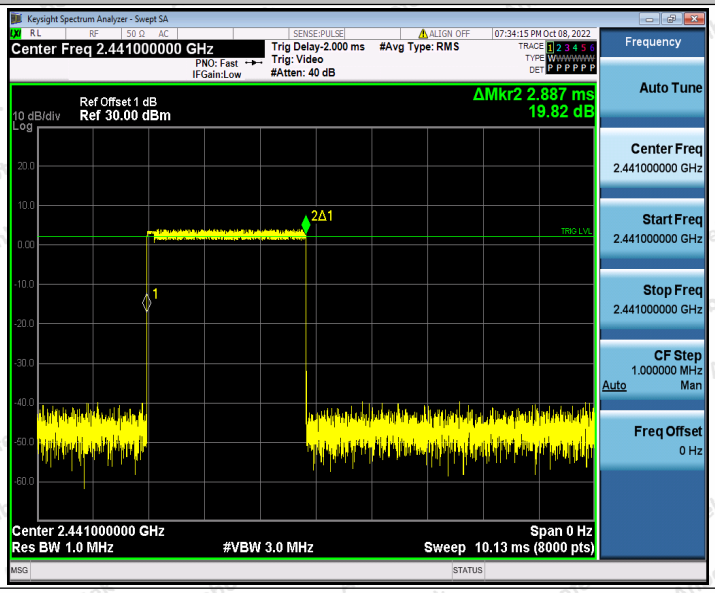

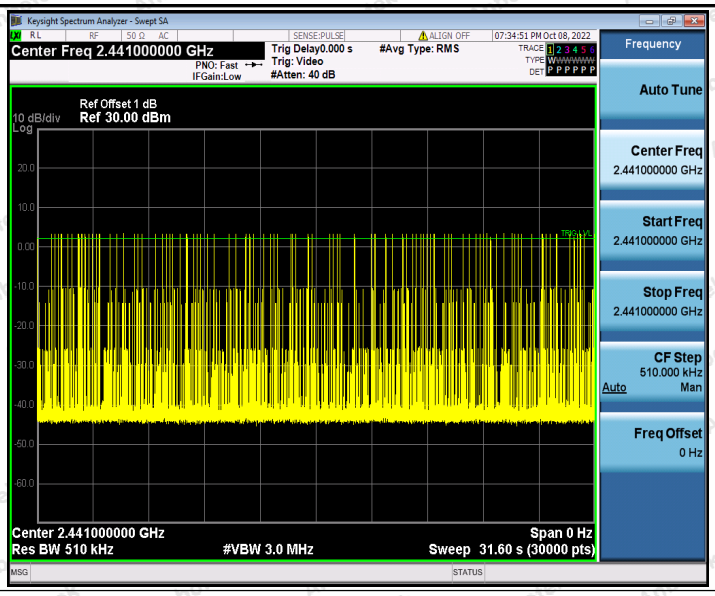
Keysight Spectrum Analyzer - Swept SA
Center Freq 2.441000000 GHz
Trig Delay0.000 s
Trig: Video
#Atten: 40 dB
#Avg Type: RMS
07:34:51 PM Oct 08, 2022
Frequency
Auto Tune
Center Freq
2.441000000 GHz
Start Freq
2.441000000 GHz
Stop Freq
2.441000000 GHz
CF Step
510.000 kHz
Auto
Man
Freq Offset
0 Hz
Ref Offset 1 dB
10 dB/div
Ref 30.00 dBm
Log
Center 2.441000000 GHz
Res BW 510 kHz
#VBW 3.0 MHz
Span 0 Hz
Sweep 31.60 s (30000 pts)