PROFESSIONAL BLUETOOTH SPEAKER

INSTRUCTIONS FOR USE AND CARE

CAUTION

RISK OF ELECTRIC SHOCK
DO NOT OPEN

The lighting flash arrowhead symbol in an equilateral triangle,which is to alert the user to the presence of un-insulation.
There is a risk of electric shock to people by products.

The exclamation point in an equilateral triangle,which is to alert the user to presence of important operation and maintenance instructions accompany with the appliance.

Safety Precautions

Warning: To prevent fire or electric shock,de not expose this appliance to rain or moisture.

IMPORTANT SAFEGUARDS

Caution:please carefully all the following important safeguards to ensure safe operation.

1.Read Instructions:
All the safety and operating instructions should be read before the appliance is operated.

2.Retain Instructions:
The safety and operating instructions should be retained for future reference.

3.Follow Instructions:
All operationg instructions should be followed.

4.Heed Warnings:
All warnings on the appliance and the operating instructions should be adhered to.

5.Power Source:
The appliance should be connected based on instructions.

6.Heat: Keep the appliance away from heat sources such as radiators,frigerater,stoves, or other appliances that may radiate heat.

7.Non-use Periods:
The power cord of appliance should be unplugged from the outlet when you do not use it for a long time.

8.Damage requiring service:
The appliance should be repaired by qualified service person in following cases,
a. The power plug or cable has been damaged;
b. Objects have fallen or liquid has been spilled on the appliance;
c. The appliance has been exposed to rain;
d. The appliance is functioning abnormally.

Connections

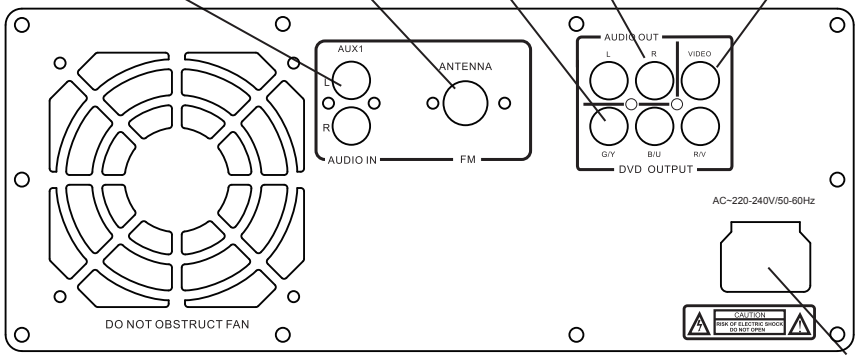

Accessories

REMOTE CONTROL

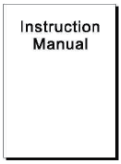

INSTRUCTION MANUAL

FM ANTENNA

AUDIO CABLE

POWER CORD

VIDEO CABLE

Remote Instruction

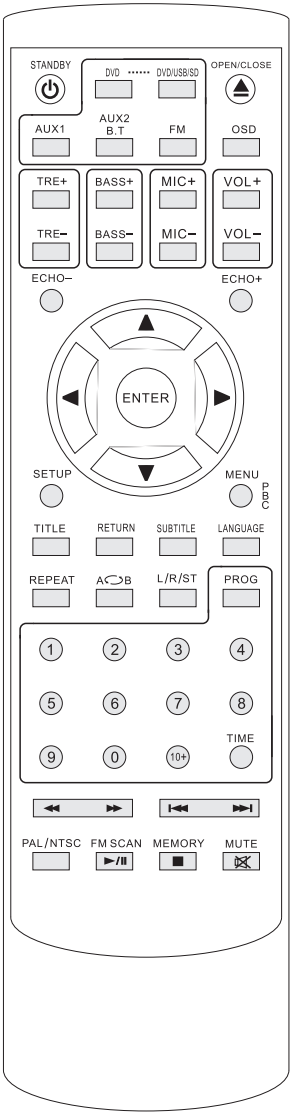

STANDBY: Standby key
OPEN/CLOSE: open or close key
AUX1: Aux1 input key
AUX2:/B.T: Aux2 input/Bluetooth input key
DVD: input key
1.2.3.4.5.6.7.8.9.0.10.10+: numerical key
REPEAT: repeat key
PBC: pbc key
A-B: a-b repeat key
◀◀: rewind key
▶▶: fast forward key
|◀◀: previous key
▶▶|: next key
PROG: prog key
▶/II: play/pause key
■ : stop key
▲ : up key
▼ : down key
◀ : left key
▶ : right key
ENTER: enter key
TITLE: title key
SETUP: setup key
RETURN: return key
MENU: return key
MIC-: Mic weaker key
MIC+: Mic increase key
VOL-: Volume weaker key
VOL+: Volume increase key
ECHO-: Echo weaker key
ECHO+: Echo increase key
TRE-: Treble weaker key
TRE+: Treble increase key
BASS-: Bass weaker key
BASS+: Bass increase key
LANGUAGE: language key
L/R: Left/right channel select key
SUBTITLE:subtitle key
OSD: on screen display key
N/P: NTSC / PAL TV system select
FM:FM radio input
FM SCAN:FM programs auto scan

Front panel-controls and functions

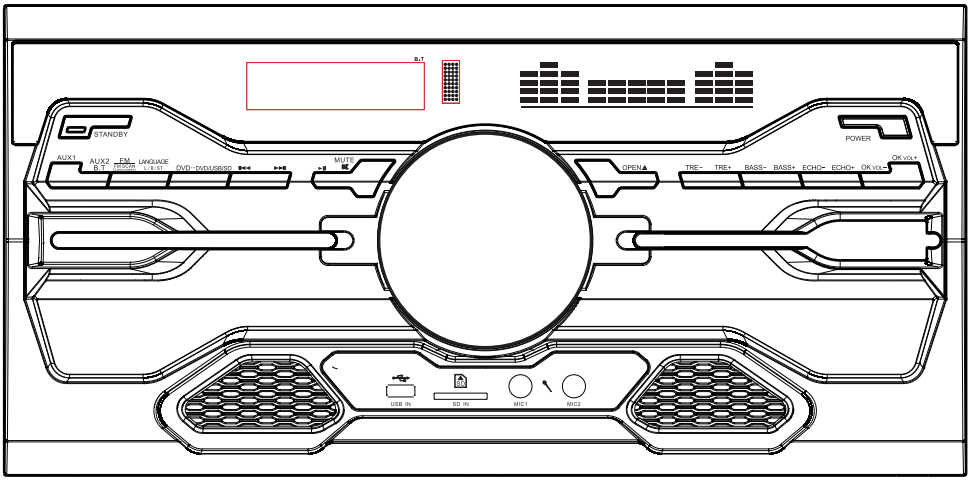

STANDBY: Standby key
POWER: Power ON/OFF
AUX1: Aux1 input key
AUX2/B.T.: Aux2 input/ Bluetooth input key
FM /FM SCAN(long press): FM input key, long press for FM auto scan
LANGUAGE L/R/ST: Language/ Left/ Right Channel select key
DVD-DVD/USB/SD: DVD/USB/SD input key
⏮: Previous key
⏭: Next key
⏯ : Play/ Pause key
MUTE: Mute and cancel mute
OPEN: DVD open and close door
TRE-: Treble weaker key
TRE+: Treble increase key
BASS-:Bass weaker key
BASS+:Bass increase key
ECHO-:Echo weaker key
ECHO+: Echo increase key
OK vol-::Volume for Karaoke weaker key
OK vol+: Volume for Karaoke increase key

How to use BT connection

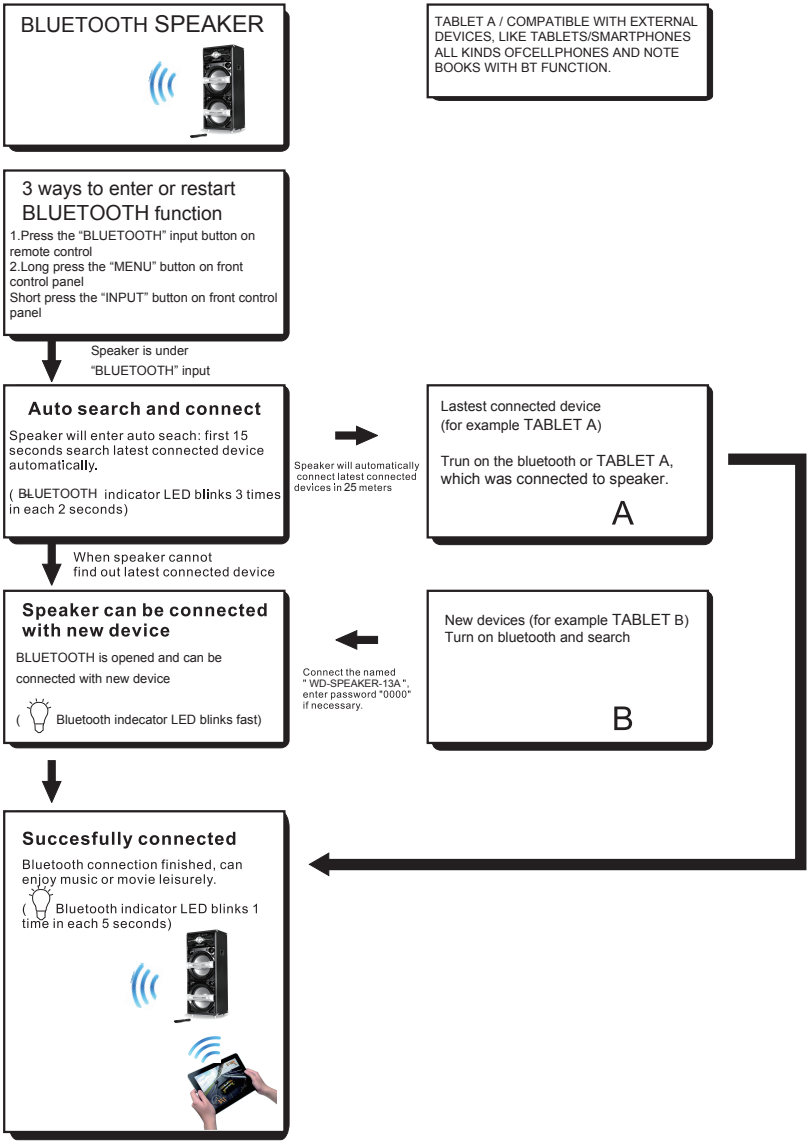

FCC Caution:

This device complies with part 15 of the FCC Rules. Operation is subject to the following two conditions: (1) This device may not cause harmful interference, and (2) this device must accept any interference received, including interference that may cause undesired operation.

Any Changes or modifications not expressly approved by the party responsible for compliance could void the user's authority to operate the equipment.

Note: This equipment has been tested and found to comply with the limits for a Class B digital device, pursuant to part 15 of the FCC Rules. These limits are designed to provide reasonable protection against harmful interference in a residential installation. This equipment generates uses and can radiate radio frequency energy and, if not installed and used in accordance with the instructions, may cause harmful interference to radio communications. However, there is no guarantee that interference will not occur in a particular installation. If this equipment does cause harmful interference to radio or television reception, which can be determined by turning the equipment off and on, the user is encouraged to try to correct the interference by one or more of the following measures:

-Reorient or relocate the receiving antenna.

-Increase the separation between the equipment and receiver.

-Connect the equipment into an outlet on a circuit different from that to which the receiver is connected.

-Consult the dealer or an experienced radio/TV technician for help.