<Photographs of EUT>

Sample 1

Sample 2







<Antenna Location>

The separation distance for antenna to edge:

Antenna	Overall Diagonal (mm)	Display Diagonal (mm)	To Left Side (mm)	To Right Side (mm)	To Top Side (mm)	To Bottom Side (mm)
WWAN Ant-0	199	181	0	59	164	0
WLAN / BT			59	10	0	168

<Photographs of SAR Setup>

Sample 1

	
Right Cheek	**Right Tilted**
Left Cheek	**Left Tilted**

Sample 2

Fig-4.1 Right Cheek
(Head Mode)

Fig-4.2 Left Cheek
(Head Mode)

Sample 1

Front Face of EUT with 1.0 cm Gap

Rear Face of EUT with 1.0 cm Gap

Left Side of EUT with 1.0 cm Gap

Right Side of EUT with 1.0 cm Gap

Top Side of EUT with 1.0 cm Gap	**Bottom Side of EUT with 1.0 cm Gap**

Front Face of EUT with 0 cm Gap

Rear Face of EUT with 0 cm Gap

Right Side of EUT with 0 cm Gap

Top Side of EUT with 0 cm Gap

Bottom Side of EUT with 0 cm Gap

Sample 2

Rear Face of EUT with 1.0 cm Gap



Bottom Side of EUT with 1.0 cm Gap

Rear Face of EUT with 0 cm Gap

Top Side of EUT with 0 cm Gap