EUT Information

Report NO :	450101
Test Mode :	Mode 1
Test Voltage :	120Vac/60Hz
Phase :	Line

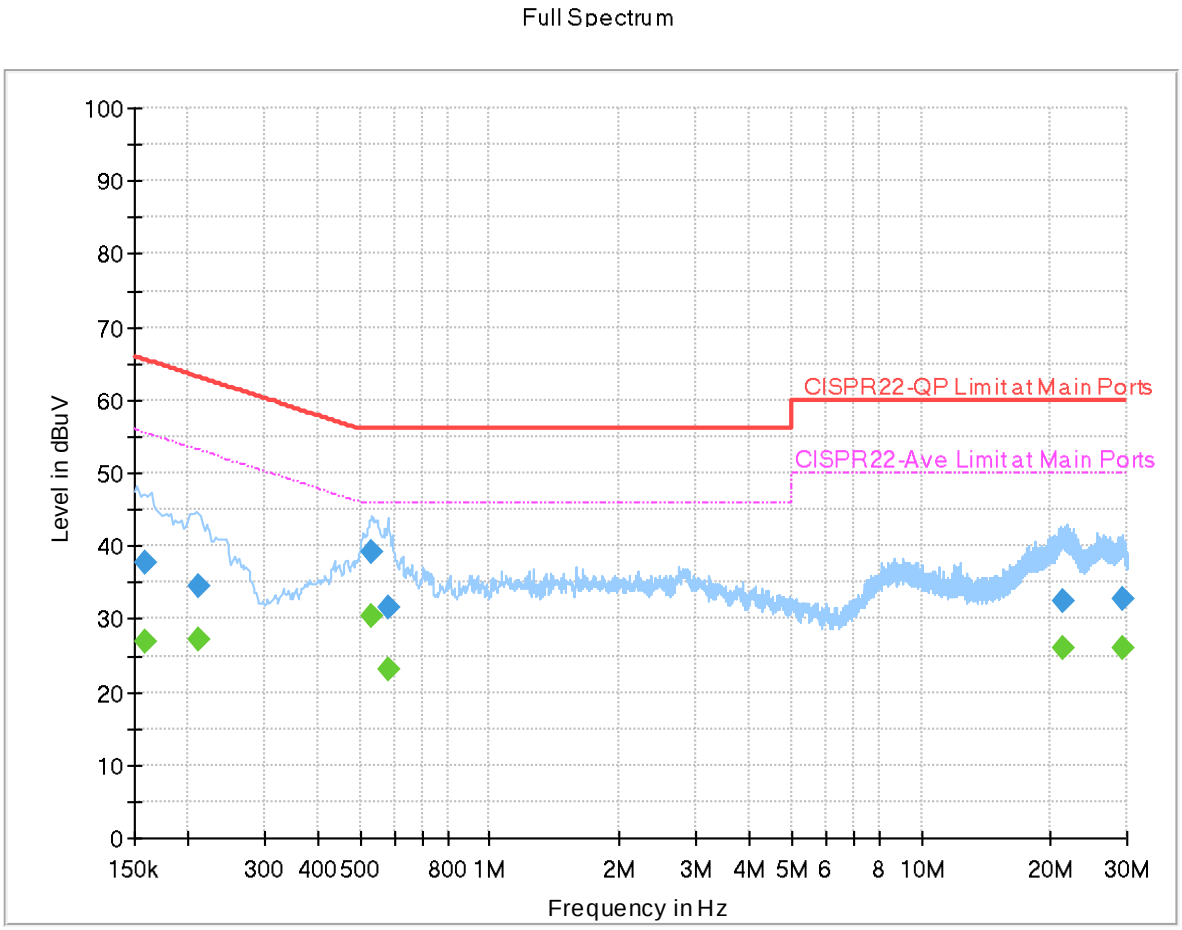

Final_Result

Frequency (MHz)	QuasiPeak (dBuV)	CAverage (dBuV)	Limit (dBuV)	Margin (dB)	Line	Filter	Corr. (dB)
0.159180	---	26.77	55.51	28.74	L1	OFF	19.9
0.159180	37.84	---	65.51	27.67	L1	OFF	19.9
0.210480	---	27.12	53.19	26.07	L1	OFF	19.9
0.210480	34.50	---	63.19	28.69	L1	OFF	19.9
0.530430	---	30.32	46.00	15.68	L1	OFF	19.9
0.530430	39.16	---	56.00	16.84	L1	OFF	19.9
0.578940	---	23.05	46.00	22.95	L1	OFF	19.9
0.578940	31.55	---	56.00	24.45	L1	OFF	19.9
21.241410	---	25.95	50.00	24.05	L1	OFF	20.1
21.241410	32.39	---	60.00	27.61	L1	OFF	20.1
29.303250	---	26.16	50.00	23.84	L1	OFF	20.2
29.303250	32.67	---	60.00	27.33	L1	OFF	20.2

EUT Information

Report NO :	450101
Test Mode :	Mode 1
Test Voltage :	120Vac/60Hz
Phase :	Neutral

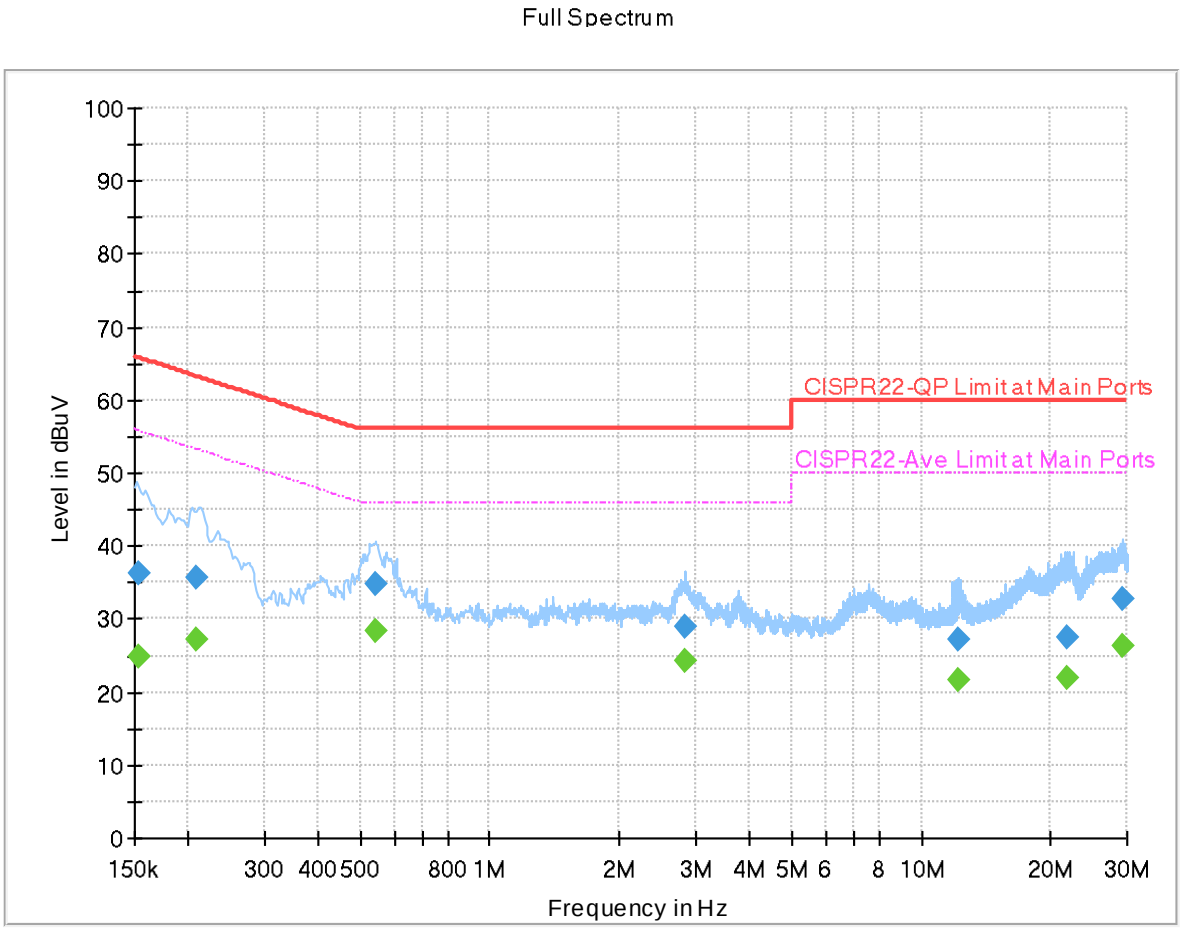

Final_Result

Frequency (MHz)	QuasiPeak (dBuV)	CAverage (dBuV)	Limit (dBuV)	Margin (dB)	Line	Filter	Corr. (dB)
0.152880	---	24.74	55.84	31.10	N	OFF	19.9
0.152880	36.26	---	65.84	29.58	N	OFF	19.9
0.208500	---	27.27	53.27	26.00	N	OFF	19.9
0.208500	35.58	---	63.27	27.69	N	OFF	19.9
0.543030	---	28.25	46.00	17.75	N	OFF	19.9
0.543030	34.79	---	56.00	21.21	N	OFF	19.9
2.839920	---	24.28	46.00	21.72	N	OFF	20.0
2.839920	28.87	---	56.00	27.13	N	OFF	20.0
12.169680	---	21.71	50.00	28.29	N	OFF	20.1
12.169680	27.27	---	60.00	32.73	N	OFF	20.1
21.705000	---	21.87	50.00	28.13	N	OFF	20.2
21.705000	27.42	---	60.00	32.58	N	OFF	20.2
29.296500	---	26.25	50.00	23.75	N	OFF	20.2
29.296500	32.84	---	60.00	27.16	N	OFF	20.2

Appendix C. Radiated Spurious Emission

Test Engineer :	Jesse Fan, Tim Lee and Wilson Wu	Temperature :	20~25°C
		Relative Humidity :	50~60%

2.4GHz 2400~2483.5MHz

WIFI 802.11b (Band Edge @ 3m)

WIFI Ant.	Note	Frequency	Level	Margin	Limit Line	Read Level	Antenna Factor	Path Loss	Preamp Factor	Ant Pos	Table Pos	Peak Avg.	Pol.
1		(MHz)	(dBμV/m)	(dB)	(dBμV/m)	(dBμV)	(dB/m)	(dB)	(dB)	(cm)	(deg)	(P/A)	(H/V)
802.11b CH 01 2412MHz		2385.81	56.82	-17.18	74	45.77	27.46	17.23	33.64	310	56	P	H
		2386.23	47.97	-6.03	54	36.92	27.46	17.23	33.64	310	56	A	H
	*	2412	105.94	-	-	94.72	27.6	17.27	33.65	310	56	P	H
	*	2412	102.43	-	-	91.21	27.6	17.27	33.65	310	56	A	H
													H
													H
		2386.23	60.49	-13.51	74	49.44	27.46	17.23	33.64	100	272	P	V
		2386.23	53.12	-0.88	54	42.07	27.46	17.23	33.64	100	272	A	V
	*	2412	114.26	-	-	103.04	27.6	17.27	33.65	100	272	P	V
	*	2412	110.94	-	-	99.72	27.6	17.27	33.65	100	272	A	V
													V
													V
802.11b CH 06 2437MHz		2366	56.49	-17.51	74	45.5	27.4	17.22	33.63	293	60	P	H
		2389.38	45.51	-8.49	54	34.42	27.49	17.24	33.64	293	60	A	H
	*	2437	108.25	-	-	96.97	27.6	17.34	33.66	293	60	P	H
	*	2437	105.01	-	-	93.73	27.6	17.34	33.66	293	60	A	H
		2488.45	57.09	-16.91	74	45.3	27.98	17.49	33.68	293	60	P	H
		2487.96	47.32	-6.68	54	35.53	27.98	17.49	33.68	293	60	A	H
		2373.28	57.75	-16.25	74	46.75	27.4	17.23	33.63	100	239	P	V
		2389.24	48.74	-5.26	54	37.65	27.49	17.24	33.64	100	239	A	V
	*	2437	116.96	-	-	105.68	27.6	17.34	33.66	100	239	P	V
	*	2437	113.53	-	-	102.25	27.6	17.34	33.66	100	239	A	V
		2489.15	62.29	-11.71	74	50.49	27.99	17.49	33.68	100	239	P	V
		2488.17	52.97	-1.03	54	41.18	27.98	17.49	33.68	100	239	A	V

WIFI Ant. 1	Note	Frequency (MHz)	Level (dBμV/m)	Margin (dB)	Limit Line (dBμV/m)	Read Level (dBμV)	Antenna Factor (dB/m)	Path Loss (dB)	Preamp Factor (dB)	Ant Pos (cm)	Table Pos (deg)	Peak Avg. (P/A)	Pol. (H/V)
802.11b CH 11 2462MHz	*	2462	104.24	-	-	92.7	27.8	17.41	33.67	300	63	P	H
	*	2462	100.82	-	-	89.28	27.8	17.41	33.67	300	63	A	H
		2488.76	57.92	-16.08	74	46.12	27.99	17.49	33.68	300	63	P	H
		2487.6	47.46	-6.54	54	35.67	27.98	17.49	33.68	300	63	A	H
													H
													H
	*	2462	112.65	-	-	101.11	27.8	17.41	33.67	100	243	P	V
	*	2462	109.38	-	-	97.84	27.8	17.41	33.67	100	243	A	V
		2487.44	62.3	-11.7	74	50.53	27.97	17.48	33.68	100	243	P	V
		2487.8	53.22	-0.78	54	41.43	27.98	17.49	33.68	100	243	A	V
													V
													V
Remark	1. No other spurious found. 2. All results are PASS against Peak and Average limit line.												

2.4GHz 2400~2483.5MHz

WIFI 802.11b (Harmonic @ 3m)

WIFI Ant. 1	Note	Frequency (MHz)	Level (dBμV/m)	Margin (dB)	Limit Line (dBμV/m)	Read Level (dBμV)	Antenna Factor (dB/m)	Path Loss (dB)	Preamp Factor (dB)	Ant Pos (cm)	Table Pos (deg)	Peak Avg. (P/A)	Pol. (H/V)
802.11b CH 01 2412MHz		4824	45.52	-28.48	74	67.8	32.3	12.48	67.06	-	-	P	H
													H
													H
													H
													H
													H
													H
													H
													H
													H
													H
													H
		4824	51.5	-22.5	74	73.78	32.3	12.48	67.06	161	43	P	V
		4824	48.17	-5.83	54	70.45	32.3	12.48	67.06	161	43	A	V
													V
													V
													V
													V
													V
													V
													V
													V
													V
													V

WIFI Ant. 1	Note	Frequency (MHz)	Level (dBµV/m)	Margin (dB)	Limit Line (dBµV/m)	Read Level (dBµV)	Antenna Factor (dB/m)	Path Loss (dB)	Preamp Factor (dB)	Ant Pos (cm)	Table Pos (deg)	Peak Avg. (P/A)	Pol. (H/V)
		4874	45.26	-28.74	74	67.48	32.54	12.24	67	-	-	P	H
		7311	45.63	-28.37	74	60.06	37	14.6	66.03	-	-	P	H
													H
													H
													H
													H
													H
													H
													H
													H
													H
802.11b CH 06 2437MHz													H
		4874	52.99	-21.01	74	75.21	32.54	12.24	67	159	47	P	V
		4874	50.62	-3.38	54	72.84	32.54	12.24	67	159	47	A	V
		7311	45.06	-28.94	74	59.49	37	14.6	66.03	-	-	P	V
													V
													V
													V
													V
													V
													V
													V
													V
													V

WIFI Ant. 1	Note	Frequency (MHz)	Level (dBμV/m)	Margin (dB)	Limit Line (dBμV/m)	Read Level (dBμV)	Antenna Factor (dB/m)	Path Loss (dB)	Preamp Factor (dB)	Ant Pos (cm)	Table Pos (deg)	Peak Avg. (P/A)	Pol. (H/V)
802.11b CH 11 2462MHz		4924	43.6	-30.4	74	65.74	32.8	12	66.94	-	-	P	H
		7386	46.2	-27.8	74	60.71	36.78	14.8	66.09	-	-	P	H
													H
													H
													H
													H
													H
													H
													H
													H
													H
													H
		4924	45	-29	74	67.14	32.8	12	66.94	-	-	P	V
		7386	46.02	-27.98	74	60.53	36.78	14.8	66.09	-	-	P	V
													V
													V
													V
													V
													V
													V
													V
													V
													V
													V
Remark	1. No other spurious found. 2. All results are PASS against Peak and Average limit line. 3. The emission position marked as "-" means no suspected emission found with sufficient margin against limit line or noise floor only.												

2.4GHz 2400~2483.5MHz

WIFI 802.11g (Band Edge @ 3m)

WIFI Ant. 1	Note	Frequency (MHz)	Level (dBμV/m)	Margin (dB)	Limit Line (dBμV/m)	Read Level (dBμV)	Antenna Factor (dB/m)	Path Loss (dB)	Preamp Factor (dB)	Ant Pos (cm)	Table Pos (deg)	Peak Avg. (P/A)	Pol. (H/V)
802.11g CH 01 2412MHz		2389.065	59.78	-14.22	74	48.69	27.49	17.24	33.64	392	58	P	H
		2390	46.36	-7.64	54	35.26	27.5	17.24	33.64	392	58	A	H
	*	2412	103.85	-	-	92.62	27.6	17.27	33.64	392	58	P	H
	*	2412	96.15	-	-	84.92	27.6	17.27	33.64	392	58	A	H
													H
													H
		2389.275	68.66	-5.34	74	57.57	27.49	17.24	33.64	224	241	P	V
		2390	53.36	-0.64	54	42.26	27.5	17.24	33.64	224	241	A	V
	*	2412	115.78	-	-	104.55	27.6	17.27	33.64	224	241	P	V
	*	2412	108.08	-	-	96.85	27.6	17.27	33.64	224	241	A	V
													V
													V
802.11g CH 06 2437MHz		2312.38	55.38	-18.62	74	44.5	27.3	17.2	33.62	285	65	P	H
		2389.66	45.04	-8.96	54	33.94	27.5	17.24	33.64	285	65	A	H
	*	2437	107.99	-	-	96.7	27.6	17.34	33.65	285	65	P	H
	*	2437	100.15	-	-	88.86	27.6	17.34	33.65	285	65	A	H
		2490.9	57.24	-16.76	74	45.41	28	17.49	33.66	285	65	P	H
		2487.05	46.83	-7.17	54	35.04	27.97	17.48	33.66	285	65	A	H
		2388.68	59.67	-14.33	74	48.59	27.49	17.23	33.64	266	239	P	V
		2389.52	47.94	-6.06	54	36.84	27.5	17.24	33.64	266	239	A	V
	*	2437	119.59	-	-	108.3	27.6	17.34	33.65	266	239	P	V
	*	2437	111.93	-	-	100.64	27.6	17.34	33.65	266	239	A	V
		2484.95	64.75	-9.25	74	52.98	27.95	17.48	33.66	266	239	P	V
		2484.25	53.47	-0.53	54	41.71	27.94	17.48	33.66	266	239	A	V

WIFI Ant. 1	Note	Frequency (MHz)	Level (dBμV/m)	Margin (dB)	Limit Line (dBμV/m)	Read Level (dBμV)	Antenna Factor (dB/m)	Path Loss (dB)	Preamp Factor (dB)	Ant Pos (cm)	Table Pos (deg)	Peak Avg. (P/A)	Pol. (H/V)
802.11g CH 11 2462MHz	*	2462	105.4	-	-	93.84	27.8	17.41	33.65	255	69	P	H
	*	2462	97.74	-	-	86.18	27.8	17.41	33.65	255	69	A	H
		2484.4	58.03	-15.97	74	46.27	27.94	17.48	33.66	255	69	P	H
		2483.8	47.31	-6.69	54	35.56	27.94	17.47	33.66	255	69	A	H
													H
													H
	*	2462	114.58	-	-	103.02	27.8	17.41	33.65	208	240	P	V
	*	2462	106.91	-	-	95.35	27.8	17.41	33.65	208	240	A	V
		2488.96	65.34	-8.66	74	53.52	27.99	17.49	33.66	208	240	P	V
		2483.52	53.47	-0.53	54	41.72	27.94	17.47	33.66	208	240	A	V
													V
													V
Remark	1. No other spurious found. 2. All results are PASS against Peak and Average limit line.												

2.4GHz 2400~2483.5MHz

WIFI 802.11g (Harmonic @ 3m)

WIFI Ant. 1	Note	Frequency (MHz)	Level (dBμV/m)	Margin (dB)	Limit Line (dBμV/m)	Read Level (dBμV)	Antenna Factor (dB/m)	Path Loss (dB)	Preamp Factor (dB)	Ant Pos (cm)	Table Pos (deg)	Peak Avg. (P/A)	Pol. (H/V)
802.11g CH 01 2412MHz		4824	42.63	-31.37	74	64.91	32.3	12.48	67.06	-	-	P	H
													H
													H
													H
													H
													H
													H
													H
													H
													H
													H
													H
		4824	45.47	-28.53	74	67.75	32.3	12.48	67.06	-	-	P	V
													V
													V
													V
													V
													V
													V
													V
													V
													V
													V
													V

WIFI Ant. 1	Note	Frequency (MHz)	Level (dBμV/m)	Margin (dB)	Limit Line (dBμV/m)	Read Level (dBμV)	Antenna Factor (dB/m)	Path Loss (dB)	Preamp Factor (dB)	Ant Pos (cm)	Table Pos (deg)	Peak Avg. (P/A)	Pol. (H/V)
		4874	43.73	-30.27	74	65.95	32.54	12.24	67	-	-	P	H
		7311	46.59	-27.41	74	61.02	37	14.6	66.03	-	-	P	H
													H
													H
													H
													H
													H
													H
													H
													H
													H
802.11g CH 06 2437MHz													H
		4874	46.95	-27.05	74	69.17	32.54	12.24	67	-	-	P	V
		7311	45.9	-28.1	74	60.33	37	14.6	66.03	-	-	P	V
													V
													V
													V
													V
													V
													V
													V
													V
													V
													V

WIFI Ant. 1	Note	Frequency (MHz)	Level (dBμV/m)	Margin (dB)	Limit Line (dBμV/m)	Read Level (dBμV)	Antenna Factor (dB/m)	Path Loss (dB)	Preamp Factor (dB)	Ant Pos (cm)	Table Pos (deg)	Peak Avg. (P/A)	Pol. (H/V)
802.11g CH 11 2462MHz		4924	42.01	-31.99	74	64.15	32.8	12	66.94	-	-	P	H
		7386	46.01	-27.99	74	60.52	36.78	14.8	66.09	-	-	P	H
													H
													H
													H
													H
													H
													H
													H
													H
													H
													H
		4924	43.79	-30.21	74	65.93	32.8	12	66.94	-	-	P	V
		7386	46.6	-27.4	74	61.11	36.78	14.8	66.09	-	-	P	V
													V
													V
													V
													V
													V
													V
													V
													V
													V
													V
Remark	1. No other spurious found. 2. All results are PASS against Peak and Average limit line. 3. The emission position marked as "-" means no suspected emission found with sufficient margin against limit line or noise floor only.												

Emission above 18GHz

2.4GHz WIFI 802.11g (SHF)

WIFI Ant. 1	Note	Frequency (MHz)	Level (dBμV/m)	Margin (dB)	Limit Line (dBμV/m)	Read Level (dBμV)	Antenna Factor (dB/m)	Path Loss (dB)	Preamp Factor (dB)	Ant Pos (cm)	Table Pos (deg)	Peak Avg. (P/A)	Pol. (H/V)
2.4GHz 802.11g SHF		24682.2	41.46	-32.54	74	38.82	39.26	16.41	53.03	-	-	P	H
													H
													H
													H
													H
													H
													H
													H
													H
													H
													H
													H
		24482.4	41.29	-32.71	74	39.04	39.06	16.29	53.1	-	-	P	V
													V
													V
													V
													V
													V
													V
													V
													V
													V
													V
													V
													V
Remark	1. No other spurious found. 2. All results are PASS against limit line. 3. The emission position marked as "-" means no suspected emission found with sufficient margin against limit line or noise floor only.												

Emission below 1GHz

2.4GHz WIFI 802.11g (LF)

WIFI Ant. 1	Note	Frequency (MHz)	Level (dBμV/m)	Margin (dB)	Limit Line (dBμV/m)	Read Level (dBμV)	Antenna Factor (dB/m)	Path Loss (dB)	Preamp Factor (dB)	Ant Pos (cm)	Table Pos (deg)	Peak Avg. (P/A)	Pol. (H/V)
2.4GHz 802.11g LF		73.2	26.55	-13.45	40	41.63	13.21	1.61	29.9	-	-	P	H
		154.2	27.79	-15.71	43.5	38.13	17.14	2.35	29.83	-	-	P	H
		280.02	26.25	-19.75	46	34.06	18.83	2.96	29.6	-	-	P	H
		497.4	29.63	-16.37	46	30.82	24.1	3.97	29.26	-	-	P	H
		736.8	32.73	-13.27	46	28.62	28.2	4.86	28.95	-	-	P	H
		969.9	37.1	-16.9	54	28.67	31.05	5.63	28.25	-	-	P	H
													H
													H
													H
													H
													H
													H
		39.72	34.76	-5.24	40	43.24	20.06	1.12	29.66	105	174	Q	V
		176.34	29.63	-13.87	43.5	41.56	15.5	2.37	29.8	-	-	P	V
		281.91	24.19	-21.81	46	31.9	18.9	2.98	29.59	-	-	P	V
		468.7	27.66	-18.34	46	29.73	23.46	3.79	29.32	-	-	P	V
		650.7	30.84	-15.16	46	28.89	26.65	4.39	29.09	-	-	P	V
		951	36.7	-9.3	46	28.53	31.05	5.42	28.3	-	-	P	V
													V
													V
													V
													V
													V
													V
Remark	1. No other spurious found. 2. All results are PASS against limit line. 3. The emission position marked as “-” means no suspected emission found and emission level has at least 6dB margin against limit or emission is noise floor only.												

2.4GHz 2400~2483.5MHz

WIFI 802.11b (Band Edge @ 3m)

WIFI Ant. 2	Note	Frequency (MHz)	Level (dBμV/m)	Margin (dB)	Limit Line (dBμV/m)	Read Level (dBμV)	Antenna Factor (dB/m)	Path Loss (dB)	Preamp Factor (dB)	Ant Pos (cm)	Table Pos (deg)	Peak Avg. (P/A)	Pol. (H/V)
802.11b CH 01 2412MHz		2317.56	56.3	-17.7	74	45.42	27.3	17.2	33.62	251	209	P	H
		2390	45.37	-8.63	54	34.27	27.5	17.24	33.64	251	209	A	H
	*	2412	102.06	-	-	90.83	27.6	17.27	33.64	251	209	P	H
	*	2412	98.7	-	-	87.47	27.6	17.27	33.64	251	209	A	H
													H
													H
		2387.7	59.83	-14.17	74	48.76	27.48	17.23	33.64	251	114	P	V
		2386.44	49.02	-4.98	54	37.97	27.46	17.23	33.64	251	114	A	V
	*	2412	111.11	-	-	99.88	27.6	17.27	33.64	251	114	P	V
	*	2412	107.91	-	-	96.68	27.6	17.27	33.64	251	114	A	V
													V
													V
802.11b CH 06 2437MHz		2342.48	55.9	-18.1	74	45.02	27.3	17.21	33.63	339	58	P	H
		2389.52	44.83	-9.17	54	33.73	27.5	17.24	33.64	339	58	A	H
	*	2437	104.12	-	-	92.83	27.6	17.34	33.65	339	58	P	H
	*	2437	100.68	-	-	89.39	27.6	17.34	33.65	339	58	A	H
		2495.66	58.01	-15.99	74	46.16	28	17.51	33.66	339	58	P	H
		2487.82	47.9	-6.1	54	36.09	27.98	17.49	33.66	339	58	A	H
		2385.6	57.35	-16.65	74	46.29	27.46	17.23	33.63	295	70	P	V
		2389.8	47.36	-6.64	54	36.26	27.5	17.24	33.64	295	70	A	V
	*	2437	112.22	-	-	100.93	27.6	17.34	33.65	295	70	P	V
	*	2437	108.93	-	-	97.64	27.6	17.34	33.65	295	70	A	V
		2485.44	62.62	-11.38	74	50.85	27.95	17.48	33.66	295	70	P	V
		2487.96	52.98	-1.02	54	41.17	27.98	17.49	33.66	295	70	A	V

WIFI Ant. 2	Note	Frequency (MHz)	Level (dBμV/m)	Margin (dB)	Limit Line (dBμV/m)	Read Level (dBμV)	Antenna Factor (dB/m)	Path Loss (dB)	Preamp Factor (dB)	Ant Pos (cm)	Table Pos (deg)	Peak Avg. (P/A)	Pol. (H/V)
802.11b CH 11 2462MHz	*	2462	105.24	-	-	93.68	27.8	17.41	33.65	297	59	P	H
	*	2462	101.9	-	-	90.34	27.8	17.41	33.65	297	59	A	H
		2484.44	58.32	-15.68	74	46.56	27.94	17.48	33.66	297	59	P	H
		2494	47.2	-6.8	54	35.36	28	17.5	33.66	297	59	A	H
													H
													H
	*	2462	113.94	-	-	102.38	27.8	17.41	33.65	295	68	P	V
	*	2462	110.76	-	-	99.2	27.8	17.41	33.65	295	68	A	V
		2491.8	63.36	-10.64	74	51.52	28	17.5	33.66	295	68	P	V
		2494.16	53.3	-0.7	54	41.46	28	17.5	33.66	295	68	A	V
													V
													V
Remark	1. No other spurious found. 2. All results are PASS against Peak and Average limit line.												

2.4GHz 2400~2483.5MHz

WIFI 802.11b (Harmonic @ 3m)

WIFI Ant. 2	Note	Frequency (MHz)	Level (dBμV/m)	Margin (dB)	Limit Line (dBμV/m)	Read Level (dBμV)	Antenna Factor (dB/m)	Path Loss (dB)	Preamp Factor (dB)	Ant Pos (cm)	Table Pos (deg)	Peak Avg. (P/A)	Pol. (H/V)
802.11b CH 01 2412MHz		4824	43.38	-30.62	74	65.66	32.3	12.48	67.06	-	-	P	H
													H
													H
													H
													H
													H
													H
													H
													H
													H
													H
													H
		4824	46.38	-27.62	74	68.66	32.3	12.48	67.06	-	-	P	V
													V
													V
													V
													V
													V
													V
													V
													V
													V
													V
													V

WIFI Ant. 2	Note	Frequency (MHz)	Level (dBμV/m)	Margin (dB)	Limit Line (dBμV/m)	Read Level (dBμV)	Antenna Factor (dB/m)	Path Loss (dB)	Preamp Factor (dB)	Ant Pos (cm)	Table Pos (deg)	Peak Avg. (P/A)	Pol. (H/V)
		4874	41.93	-32.07	74	64.15	32.54	12.24	67	-	-	P	H
		7311	45.02	-28.98	74	59.45	37	14.6	66.03	-	-	P	H
													H
													H
													H
													H
													H
													H
													H
													H
													H
802.11b CH 06 2437MHz													H
		4874	43.9	-30.1	74	66.12	32.54	12.24	67	-	-	P	V
		7311	47.31	-26.69	74	61.74	37	14.6	66.03	-	-	P	V
													V
													V
													V
													V
													V
													V
													V
													V
													V
													V

WIFI Ant. 2	Note	Frequency (MHz)	Level (dBμV/m)	Margin (dB)	Limit Line (dBμV/m)	Read Level (dBμV)	Antenna Factor (dB/m)	Path Loss (dB)	Preamp Factor (dB)	Ant Pos (cm)	Table Pos (deg)	Peak Avg. (P/A)	Pol. (H/V)
802.11b CH 11 2462MHz		4924	44.21	-29.79	74	66.35	32.8	12	66.94	-	-	P	H
		7386	47.13	-26.87	74	61.64	36.78	14.8	66.09	-	-	P	H
													H
													H
													H
													H
													H
													H
													H
													H
													H
													H
		4924	45.88	-28.12	74	68.02	32.8	12	66.94	118	162	P	V
		4924	36.48	-17.52	54	58.62	32.8	12	66.94	118	162	A	V
		7386	46.32	-27.68	74	60.83	36.78	14.8	66.09	-	-	P	V
													V
													V
													V
													V
													V
													V
													V
													V
													V
Remark	1. No other spurious found. 2. All results are PASS against Peak and Average limit line. 3. The emission position marked as "-" means no suspected emission found with sufficient margin against limit line or noise floor only.												

2.4GHz 2400~2483.5MHz

WIFI 802.11g (Band Edge @ 3m)

WIFI Ant. 2	Note	Frequency (MHz)	Level (dBμV/m)	Margin (dB)	Limit Line (dBμV/m)	Read Level (dBμV)	Antenna Factor (dB/m)	Path Loss (dB)	Preamp Factor (dB)	Ant Pos (cm)	Table Pos (deg)	Peak Avg. (P/A)	Pol. (H/V)
802.11g CH 01 2412MHz		2351.58	56.13	-17.87	74	45.22	27.32	17.22	33.63	334	59	P	H
		2390	45.76	-8.24	54	34.66	27.5	17.24	33.64	334	59	A	H
	*	2412	105.57	-	-	94.34	27.6	17.27	33.64	334	59	P	H
	*	2412	97.76	-	-	86.53	27.6	17.27	33.64	334	59	A	H
													H
													H
		2389.17	63.38	-10.62	74	52.29	27.49	17.24	33.64	287	132	P	V
		2390	51.52	-2.48	54	40.42	27.5	17.24	33.64	287	132	A	V
	*	2412	112.62	-	-	101.39	27.6	17.27	33.64	287	132	P	V
	*	2412	104.9	-	-	93.67	27.6	17.27	33.64	287	132	A	V
													V
													V
802.11g CH 06 2437MHz		2336.74	55.95	-18.05	74	45.09	27.27	17.21	33.62	341	61	P	H
		2386.72	44.91	-9.09	54	33.85	27.47	17.23	33.64	341	61	A	H
	*	2437	106.6	-	-	95.31	27.6	17.34	33.65	341	61	P	H
	*	2437	98.75	-	-	87.46	27.6	17.34	33.65	341	61	A	H
		2486.49	57.54	-16.46	74	45.76	27.96	17.48	33.66	341	61	P	H
		2486.98	47.83	-6.17	54	36.04	27.97	17.48	33.66	341	61	A	H
		2375.52	58.53	-15.47	74	47.53	27.4	17.23	33.63	300	70	P	V
		2387	48.11	-5.89	54	37.05	27.47	17.23	33.64	300	70	A	V
	*	2437	115.14	-	-	103.85	27.6	17.34	33.65	300	70	P	V
	*	2437	107.63	-	-	96.34	27.6	17.34	33.65	300	70	A	V
		2492.51	63.98	-10.02	74	52.14	28	17.5	33.66	300	70	P	V
		2486.98	53.03	-0.97	54	41.24	27.97	17.48	33.66	300	70	A	V

WIFI Ant. 2	Note	Frequency (MHz)	Level (dBµV/m)	Margin (dB)	Limit Line (dBµV/m)	Read Level (dBµV)	Antenna Factor (dB/m)	Path Loss (dB)	Preamp Factor (dB)	Ant Pos (cm)	Table Pos (deg)	Peak Avg. (P/A)	Pol. (H/V)
802.11g CH 11 2462MHz	*	2462	104.62	-	-	93.06	27.8	17.41	33.65	305	235	P	H
	*	2462	96.9	-	-	85.34	27.8	17.41	33.65	305	235	A	H
		2487.24	57.97	-16.03	74	46.18	27.97	17.48	33.66	305	235	P	H
		2483.52	47.24	-6.76	54	35.49	27.94	17.47	33.66	305	235	A	H
													H
													H
	*	2462	112.27	-	-	100.71	27.8	17.41	33.65	100	209	P	V
	*	2462	104.6	-	-	93.04	27.8	17.41	33.65	100	209	A	V
		2485.6	63.76	-10.24	74	51.98	27.96	17.48	33.66	100	209	P	V
		2483.52	53.17	-0.83	54	41.42	27.94	17.47	33.66	100	209	A	V
													V
													V
Remark	1. No other spurious found. 2. All results are PASS against Peak and Average limit line.												

2.4GHz 2400~2483.5MHz

WIFI 802.11g (Harmonic @ 3m)

WIFI Ant. 2	Note	Frequency (MHz)	Level (dBμV/m)	Margin (dB)	Limit Line (dBμV/m)	Read Level (dBμV)	Antenna Factor (dB/m)	Path Loss (dB)	Preamp Factor (dB)	Ant Pos (cm)	Table Pos (deg)	Peak Avg. (P/A)	Pol. (H/V)
802.11g CH 01 2412MHz		4824	40.97	-33.03	74	63.25	32.3	12.48	67.06	-	-	P	H
		7236	46.33	-27.67	74	60.73	37.17	14.4	65.97	-	-	P	H
													H
													H
													H
													H
													H
													H
													H
													H
													H
													H
		4824	44.08	-29.92	74	66.36	32.3	12.48	67.06	-	-	P	V
		7236	44.98	-29.02	74	59.38	37.17	14.4	65.97	-	-	P	V
													V
													V
													V
													V
													V
													V
													V
													V
													V
													V

WIFI Ant. 2	Note	Frequency (MHz)	Level (dBµV/m)	Margin (dB)	Limit Line (dBµV/m)	Read Level (dBµV)	Antenna Factor (dB/m)	Path Loss (dB)	Preamp Factor (dB)	Ant Pos (cm)	Table Pos (deg)	Peak Avg. (P/A)	Pol. (H/V)
		4874	41.22	-32.78	74	63.44	32.54	12.24	67	-	-	P	H
		7311	45.8	-28.2	74	60.23	37	14.6	66.03	-	-	P	H
													H
													H
													H
													H
													H
													H
													H
													H
													H
802.11g CH 06 2437MHz													H
		4874	43.71	-30.29	74	65.93	32.54	12.24	67	-	-	P	V
		7311	46.03	-27.97	74	60.46	37	14.6	66.03	-	-	P	V
													V
													V
													V
													V
													V
													V
													V
													V
													V
													V

WIFI Ant. 2	Note	Frequency (MHz)	Level (dBμV/m)	Margin (dB)	Limit Line (dBμV/m)	Read Level (dBμV)	Antenna Factor (dB/m)	Path Loss (dB)	Preamp Factor (dB)	Ant Pos (cm)	Table Pos (deg)	Peak Avg. (P/A)	Pol. (H/V)
802.11g CH 11 2462MHz		4924	42.28	-31.72	74	64.42	32.8	12	66.94	-	-	P	H
		7386	45.89	-28.11	74	60.4	36.78	14.8	66.09	-	-	P	H
													H
													H
													H
													H
													H
													H
													H
													H
													H
													H
		4924	43.51	-30.49	74	65.65	32.8	12	66.94	-	-	P	V
		7386	45.76	-28.24	74	60.27	36.78	14.8	66.09	-	-	P	V
													V
													V
													V
													V
													V
													V
													V
													V
													V
													V
Remark	1. No other spurious found. 2. All results are PASS against Peak and Average limit line. 3. The emission position marked as "-" means no suspected emission found with sufficient margin against limit line or noise floor only.												

2.4GHz 2400~2483.5MHz

WIFI 802.11n HT20 (Band Edge @ 3m)

WIFI Ant. 1+2	Note	Frequency (MHz)	Level (dBμV/m)	Margin (dB)	Limit Line (dBμV/m)	Read Level (dBμV)	Antenna Factor (dB/m)	Path Loss (dB)	Preamp Factor (dB)	Ant Pos (cm)	Table Pos (deg)	Peak Avg. (P/A)	Pol. (H/V)
802.11n HT20 CH 01 2412MHz		2389.275	57.99	-16.01	74	46.9	27.49	17.24	33.64	397	204	P	H
		2390	47	-7	54	35.9	27.5	17.24	33.64	397	204	A	H
	*	2412	105.12	-	-	93.9	27.6	17.27	33.65	397	204	P	H
	*	2412	97.39	-	-	86.17	27.6	17.27	33.65	397	204	A	H
													H
													H
		2390	64.67	-9.33	74	53.57	27.5	17.24	33.64	257	39	P	V
		2390	53.23	-0.77	54	42.13	27.5	17.24	33.64	257	39	A	V
	*	2412	115.37	-	-	104.15	27.6	17.27	33.65	257	39	P	V
	*	2412	107.62	-	-	96.4	27.6	17.27	33.65	257	39	A	V
													V
													V
802.11n HT20 CH 06 2437MHz		2363.48	55.4	-18.6	74	44.41	27.4	17.22	33.63	272	207	P	H
		2389.8	45.01	-8.99	54	33.91	27.5	17.24	33.64	272	207	A	H
	*	2437	106.75	-	-	95.47	27.6	17.34	33.66	272	207	P	H
	*	2437	98.94	-	-	87.66	27.6	17.34	33.66	272	207	A	H
		2484.39	57.07	-16.93	74	45.32	27.94	17.48	33.67	272	207	P	H
		2487.12	46.58	-7.42	54	34.81	27.97	17.48	33.68	272	207	A	H
		2389.8	58.61	-15.39	74	47.51	27.5	17.24	33.64	270	45	P	V
		2387	48.22	-5.78	54	37.16	27.47	17.23	33.64	270	45	A	V
	*	2437	115.54	-	-	104.26	27.6	17.34	33.66	270	45	P	V
	*	2437	107.75	-	-	96.47	27.6	17.34	33.66	270	45	A	V
		2487.89	63.15	-10.85	74	51.36	27.98	17.49	33.68	270	45	P	V
		2486.98	52.82	-1.18	54	41.05	27.97	17.48	33.68	270	45	A	V

WIFI Ant. 1+2	Note	Frequency (MHz)	Level (dBµV/m)	Margin (dB)	Limit Line (dBµV/m)	Read Level (dBµV)	Antenna Factor (dB/m)	Path Loss (dB)	Preamp Factor (dB)	Ant Pos (cm)	Table Pos (deg)	Peak Avg. (P/A)	Pol. (H/V)
802.11n HT20 CH 11 2462MHz	*	2462	100.81	-	-	89.27	27.8	17.41	33.67	296	203	P	H
	*	2462	93.07	-	-	81.53	27.8	17.41	33.67	296	203	A	H
		2499.16	57.65	-16.35	74	45.81	28	17.52	33.68	296	203	P	H
		2483.56	47.01	-6.99	54	35.27	27.94	17.47	33.67	296	203	A	H
													H
													H
	*	2462	112.7	-	-	101.16	27.8	17.41	33.67	296	67	P	V
	*	2462	104.96	-	-	93.42	27.8	17.41	33.67	296	67	A	V
		2485.56	63.31	-10.69	74	51.54	27.96	17.48	33.67	296	67	P	V
		2483.52	53.37	-0.63	54	41.63	27.94	17.47	33.67	296	67	A	V
													V
													V
Remark	1. No other spurious found. 2. All results are PASS against Peak and Average limit line.												

2.4GHz 2400~2483.5MHz

WIFI 802.11n HT20 (Harmonic @ 3m)

WIFI Ant. 1+2	Note	Frequency (MHz)	Level (dBμV/m)	Margin (dB)	Limit Line (dBμV/m)	Read Level (dBμV)	Antenna Factor (dB/m)	Path Loss (dB)	Preamp Factor (dB)	Ant Pos (cm)	Table Pos (deg)	Peak Avg. (P/A)	Pol. (H/V)
		4824	41.72	-32.28	74	64	32.3	12.48	67.06	-	-	P	H
													H
													H
													H
802.11n													H
HT20													H
CH 01		4824	44.34	-29.66	74	66.62	32.3	12.48	67.06	-	-	P	V
2412MHz													V
													V
													V
													V
													V

WIFI Ant. 1+2	Note	Frequency (MHz)	Level (dBµV/m)	Margin (dB)	Limit Line (dBµV/m)	Read Level (dBµV)	Antenna Factor (dB/m)	Path Loss (dB)	Preamp Factor (dB)	Ant Pos (cm)	Table Pos (deg)	Peak Avg. (P/A)	Pol. (H/V)
		4874	42.07	-31.93	74	64.29	32.54	12.24	67	-	-	P	H
		7311	45.06	-28.94	74	59.49	37	14.6	66.03	-	-	P	H
													H
													H
													H
													H
													H
													H
													H
													H
802.11n													H
HT20													H
CH 06		4874	44.17	-29.83	74	66.39	32.54	12.24	67	-	-	P	V
2437MHz		7311	45.8	-28.2	74	60.23	37	14.6	66.03	-	-	P	V
													V
													V
													V
													V
													V
													V
													V
													V
													V
													V

WIFI Ant. 1+2	Note	Frequency (MHz)	Level (dBμV/m)	Margin (dB)	Limit Line (dBμV/m)	Read Level (dBμV)	Antenna Factor (dB/m)	Path Loss (dB)	Preamp Factor (dB)	Ant Pos (cm)	Table Pos (deg)	Peak Avg. (P/A)	Pol. (H/V)
		4924	42.56	-31.44	74	64.7	32.8	12	66.94	-	-	P	H
		7386	45.64	-28.36	74	60.15	36.78	14.8	66.09	-	-	P	H
													H
													H
													H
													H
													H
													H
													H
													H
802.11n													H
HT20													H
CH 11		4924	42.85	-31.15	74	64.99	32.8	12	66.94	-	-	P	V
2462MHz		7386	46.23	-27.77	74	60.74	36.78	14.8	66.09	-	-	P	V
													V
													V
													V
													V
													V
													V
													V
													V
													V
													V
Remark	1. No other spurious found. 2. All results are PASS against Peak and Average limit line. 3. The emission position marked as "-" means no suspected emission found with sufficient margin against limit line or noise floor only.												

2.4GHz 2400~2483.5MHz

WIFI 802.11n HT40 (Band Edge @ 3m)

WIFI Ant. 1+2	Note	Frequency (MHz)	Level (dBμV/m)	Margin (dB)	Limit Line (dBμV/m)	Read Level (dBμV)	Antenna Factor (dB/m)	Path Loss (dB)	Preamp Factor (dB)	Ant Pos (cm)	Table Pos (deg)	Peak Avg. (P/A)	Pol. (H/V)
802.11n HT40 CH 03 2422MHz		2387.14	56.01	-17.99	74	44.95	27.47	17.23	33.64	294	66	P	H
		2389.66	45.88	-8.12	54	34.78	27.5	17.24	33.64	294	66	A	H
	*	2422	98.32	-	-	87.07	27.6	17.3	33.65	294	66	P	H
	*	2422	90.72	-	-	79.47	27.6	17.3	33.65	294	66	A	H
		2485.79	57.81	-16.19	74	46.04	27.96	17.48	33.67	294	66	P	H
		2491.88	46.83	-7.17	54	35.01	28	17.5	33.68	294	66	A	H
		2387.84	64.55	-9.45	74	53.48	27.48	17.23	33.64	277	55	P	V
		2389.94	53.48	-0.52	54	42.38	27.5	17.24	33.64	277	55	A	V
	*	2422	110.04	-	-	98.79	27.6	17.3	33.65	277	55	P	V
	*	2422	102.6	-	-	91.35	27.6	17.3	33.65	277	55	A	V
		2498.95	62.64	-11.36	74	50.8	28	17.52	33.68	277	55	P	V
		2492.02	52.24	-1.76	54	40.42	28	17.5	33.68	277	55	A	V
802.11n HT40 CH 06 2437MHz		2381.96	56.04	-17.96	74	45.03	27.42	17.23	33.64	315	206	P	H
		2389.8	45.53	-8.47	54	34.43	27.5	17.24	33.64	315	206	A	H
	*	2437	99.6	-	-	88.32	27.6	17.34	33.66	315	206	P	H
	*	2437	91.95	-	-	80.67	27.6	17.34	33.66	315	206	A	H
		2497.2	57.84	-16.16	74	46.01	28	17.51	33.68	315	206	P	H
		2492.58	46.97	-7.03	54	35.15	28	17.5	33.68	315	206	A	H
		2389.94	58.89	-15.11	74	47.79	27.5	17.24	33.64	232	37	P	V
		2389.94	48.45	-5.55	54	37.35	27.5	17.24	33.64	232	37	A	V
	*	2437	110.07	-	-	98.79	27.6	17.34	33.66	232	37	P	V
	*	2437	102.51	-	-	91.23	27.6	17.34	33.66	232	37	A	V
		2487.96	63.37	-10.63	74	51.58	27.98	17.49	33.68	232	37	P	V
		2486.98	53.43	-0.57	54	41.66	27.97	17.48	33.68	232	37	A	V

WIFI Ant. 1+2	Note	Frequency (MHz)	Level (dBμV/m)	Margin (dB)	Limit Line (dBμV/m)	Read Level (dBμV)	Antenna Factor (dB/m)	Path Loss (dB)	Preamp Factor (dB)	Ant Pos (cm)	Table Pos (deg)	Peak Avg. (P/A)	Pol. (H/V)
802.11n HT40 CH 09 2452MHz		2372.4	55.67	-18.33	74	44.67	27.4	17.23	33.63	304	63	P	H
		2389.05	44.61	-9.39	54	33.52	27.49	17.24	33.64	304	63	A	H
	*	2452	95.14	-	-	83.69	27.72	17.39	33.66	304	63	P	H
	*	2452	87.34	-	-	75.89	27.72	17.39	33.66	304	63	A	H
		2484.64	57.26	-16.74	74	45.5	27.95	17.48	33.67	304	63	P	H
		2483.52	46.26	-7.74	54	34.52	27.94	17.47	33.67	304	63	A	H
		2321.85	56.44	-17.56	74	45.57	27.28	17.2	33.61	297	69	P	V
		2389.8	47.57	-6.43	54	36.47	27.5	17.24	33.64	297	69	A	V
	*	2452	108.24	-	-	96.79	27.72	17.39	33.66	297	69	P	V
	*	2452	100.56	-	-	89.11	27.72	17.39	33.66	297	69	A	V
		2487.8	62.27	-11.73	74	50.48	27.98	17.49	33.68	297	69	P	V
		2483.52	52.62	-1.38	54	40.88	27.94	17.47	33.67	297	69	A	V
Remark	1. No other spurious found. 2. All results are PASS against Peak and Average limit line.												

2.4GHz 2400~2483.5MHz

WIFI 802.11n HT40 (Harmonic @ 3m)

WIFI Ant. 1+2	Note	Frequency (MHz)	Level (dBμV/m)	Margin (dB)	Limit Line (dBμV/m)	Read Level (dBμV)	Antenna Factor (dB/m)	Path Loss (dB)	Preamp Factor (dB)	Ant Pos (cm)	Table Pos (deg)	Peak Avg. (P/A)	Pol. (H/V)
802.11n HT40 CH 03 2422MHz		4844	41.35	-32.65	74	63.62	32.38	12.38	67.03	-	-	P	H
		7266	45.26	-28.74	74	59.63	37.14	14.48	65.99	-	-	P	H
													H
													H
													H
													H
		4844	42.49	-31.51	74	64.76	32.38	12.38	67.03	-	-	P	V
		7266	44.64	-29.36	74	59.01	37.14	14.48	65.99	-	-	P	V
													V
													V
													V
													V

WIFI Ant. 1+2	Note	Frequency (MHz)	Level (dBµV/m)	Margin (dB)	Limit Line (dBµV/m)	Read Level (dBµV)	Antenna Factor (dB/m)	Path Loss (dB)	Preamp Factor (dB)	Ant Pos (cm)	Table Pos (deg)	Peak Avg. (P/A)	Pol. (H/V)
		4874	43.37	-30.63	74	65.59	32.54	12.24	67	-	-	P	H
		7311	45.95	-28.05	74	60.38	37	14.6	66.03	-	-	P	H
													H
													H
													H
													H
													H
													H
													H
													H
802.11n													H
HT40													H
CH 06		4874	42.02	-31.98	74	64.24	32.54	12.24	67	-	-	P	V
2437MHz		7311	45.97	-28.03	74	60.4	37	14.6	66.03	-	-	P	V
													V
													V
													V
													V
													V
													V
													V
													V
													V
													V

WIFI Ant. 1+2	Note	Frequency (MHz)	Level (dBμV/m)	Margin (dB)	Limit Line (dBμV/m)	Read Level (dBμV)	Antenna Factor (dB/m)	Path Loss (dB)	Preamp Factor (dB)	Ant Pos (cm)	Table Pos (deg)	Peak Avg. (P/A)	Pol. (H/V)
		4904	42.55	-31.45	74	64.69	32.72	12.1	66.96	-	-	P	H
		7356	47.09	-26.91	74	61.47	36.96	14.73	66.07	-	-	P	H
													H
													H
													H
													H
													H
													H
													H
													H
802.11n													H
HT40													H
CH 09		4904	42.98	-31.02	74	65.12	32.72	12.1	66.96	-	-	P	V
2452MHz		7356	46.41	-27.59	74	60.79	36.96	14.73	66.07	-	-	P	V
													V
													V
													V
													V
													V
													V
													V
													V
													V
													V
Remark	1. No other spurious found. 2. All results are PASS against Peak and Average limit line. 3. The emission position marked as "-" means no suspected emission found with sufficient margin against limit line or noise floor only.												

Emission above 18GHz

2.4GHz WIFI 802.11n HT40 (SHF)

WIFI Ant. 1+2	Note	Frequency (MHz)	Level (dBμV/m)	Margin (dB)	Limit Line (dBμV/m)	Read Level (dBμV)	Antenna Factor (dB/m)	Path Loss (dB)	Preamp Factor (dB)	Ant Pos (cm)	Table Pos (deg)	Peak Avg. (P/A)	Pol. (H/V)
2.4GHz 802.11n HT40 SHF		24879	42.45	-31.55	74	39.64	39.24	16.52	52.95	-	-	P	H
													H
													H
													H
													H
													H
													H
													H
													H
													H
													H
													H
		24637.8	41.58	-32.42	74	39.05	39.18	16.39	53.04	-	-	P	V
													V
													V
													V
													V
													V
													V
													V
													V
													V
													V
													V
Remark	1. No other spurious found. 2. All results are PASS against limit line. 3. The emission position marked as "-" means no suspected emission found with sufficient margin against limit line or noise floor only.												

Emission below 1GHz

2.4GHz WIFI 802.11n HT40 (LF)

WIFI Ant. 1+2	Note	Frequency (MHz)	Level (dBμV/m)	Margin (dB)	Limit Line (dBμV/m)	Read Level (dBμV)	Antenna Factor (dB/m)	Path Loss (dB)	Preamp Factor (dB)	Ant Pos (cm)	Table Pos (deg)	Peak Avg. (P/A)	Pol. (H/V)
2.4GHz 802.11n HT40 LF		73.47	27.03	-12.97	40	42.07	13.25	1.61	29.9	-	-	P	H
		154.47	27.97	-15.53	43.5	38.33	17.12	2.35	29.83	-	-	P	H
		279.75	26.58	-19.42	46	34.39	18.83	2.96	29.6	-	-	P	H
		422.5	27.81	-18.19	46	30.8	22.85	3.56	29.4	-	-	P	H
		747.3	35.63	-10.37	46	31.25	28.36	4.95	28.93	-	-	P	H
		941.2	36.72	-9.28	46	29.12	30.59	5.35	28.34	-	-	P	H
													H
													H
													H
													H
													H
													H
		39.72	34.97	-5.03	40	43.45	20.06	1.12	29.66	107	169	Q	V
		92.1	27.26	-16.24	43.5	40.13	15.3	1.74	29.91	-	-	P	V
		278.67	24.8	-21.2	46	32.64	18.81	2.95	29.6	-	-	P	V
		494.6	27.83	-18.17	46	29.11	24.03	3.95	29.26	-	-	P	V
		729.1	34.05	-11.95	46	30.31	27.9	4.8	28.96	-	-	P	V
		949.6	37.08	-8.92	46	28.96	31.01	5.41	28.3	-	-	P	V
													V
													V
													V
													V
													V
													V
Remark	1. No other spurious found. 2. All results are PASS against limit line. 3. The emission position marked as "-" means no suspected emission found and emission level has at least 6dB margin against limit or emission is noise floor only.												

Note symbol

*	**Fundamental Frequency** which can be ignored. However, the level of any unwanted emissions shall not exceed the level of the fundamental frequency.
!	Test result is **Margin** line.
P/A	**P**eak or **A**verage
H/V	**H**orizontal or **V**ertical

A calculation example for radiated spurious emission is shown as below:

WIFI	Note	Frequency	Level	Margin	Limit	Read	Antenna	Path	Preamp	Ant	Table	Peak	Pol.
Ant.					Line	Level	Factor	Loss	Factor	Pos	Pos	Avg.	
1+2		(MHz)	(dBμV/m)	(dB)	(dBμV/m)	(dBμV)	(dB/m)	(dB)	(dB)	(cm)	(deg)	(P/A)	(H/V)
802.11b CH 01 2412MHz		2390	55.45	-18.55	74	54.51	32.22	4.58	35.86	103	308	P	H
		2390	43.54	-10.46	54	42.6	32.22	4.58	35.86	103	308	A	H

1. Path Loss(dB) = Cable loss(dB) + Filter loss(dB) + Attenuator loss(dB)
2. Level(dBμV/m) =

Antenna Factor(dB/m) + Path Loss(dB) + Read Level(dBμV) - Preamp Factor(dB)

3. Margin(dB) = Level(dBμV/m) – Limit Line(dBμV/m)

For Peak Limit @ 2390MHz:

1. Level(dBμV/m)

= Antenna Factor(dB/m) + Path Loss(dB) + Read Level(dBμV) - Preamp Factor(dB)

= 32.22(dB/m) + 4.58(dB) + 54.51(dBμV) – 35.86 (dB)

= 55.45 (dBμV/m)

2. Margin (dB)

= Level(dBμV/m) – Limit Line(dBμV/m)

= 55.45(dBμV/m) – 74(dBμV/m)

= -18.55(dB)

For Average Limit @ 2390MHz:

1. Level(dBμV/m)

= Antenna Factor(dB/m) + Path Loss(dB) + Read Level(dBμV) - Preamp Factor(dB)

= 32.22(dB/m) + 4.58(dB) + 42.6(dBμV) – 35.86 (dB)

= 43.54 (dBμV/m)

2. Margin (dB)

= Level(dBμV/m) – Limit Line(dBμV/m)

= 43.54(dBμV/m) – 54(dBμV/m)

= -10.46(dB)

Both peak and average measured complies with the limit line, so test result is “PASS”.

Appendix D. Radiated Spurious Emission Plots

Test Engineer :	Jesse Fan, Tim Lee and Wilson Wu	**Temperature :**	20~25°C
		Relative Humidity :	50~60%

Note symbol

-L	**Low channel location**
-R	**High channel location**

2.4GHz 2400~2483.5MHz

WIFI 802.11b (Band Edge @ 3m)

WIFI	2.4GHz 2400~2483.5MHz Band Edge @ 3m	
ANT	802.11b CH01 2412MHz	
1	Horizontal	Fundamental
Peak	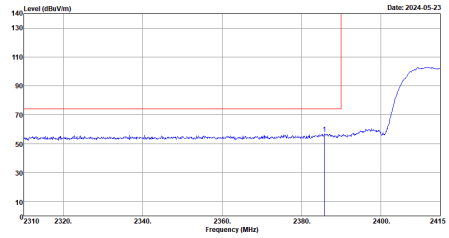 Site : 03CH12-HY Condition : PEAK_BE_74 3m HORN_9120D_02114 HORIZONTAL : RBW:1000.000KHz VBW:3000.000KHz SWT:Auto	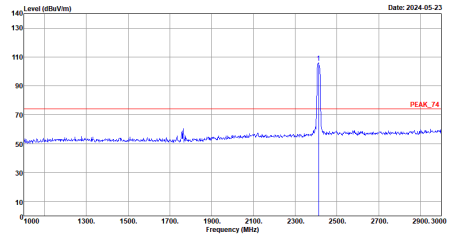 Site : 03CH12-HY Condition : PEAK_74 3m HORN_9120D_02114 HORIZONTAL : RBW:1000.000KHz VBW:3000.000KHz SWT:Auto
Avg.	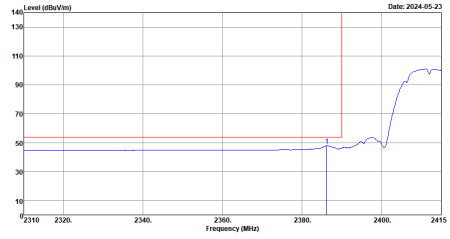 Site : 03CH12-HY Condition : AVG_BE_54 3m HORN_9120D_02114 HORIZONTAL : RBW:1000.000KHz VBW:0.010KHz SWT:Auto	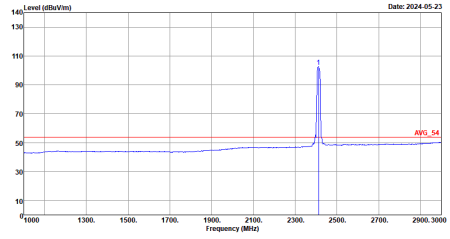 Site : 03CH12-HY Condition : AVG_54 3m HORN_9120D_02114 HORIZONTAL : RBW:1000.000KHz VBW:0.010KHz SWT:Auto

WIFI	2.4GHz 2400~2483.5MHz Band Edge @ 3m	
ANT	802.11b CH01 2412MHz	
1	Vertical	Fundamental
Peak	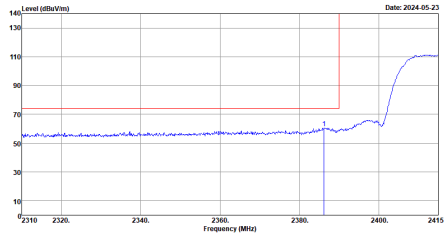 Site : 03CH12-HY Condition : PEAK_BE_74 3m HORN_9120D_02114 VERTICAL : RBW:1000.000KHz VBW:3000.000KHz SWT:Auto	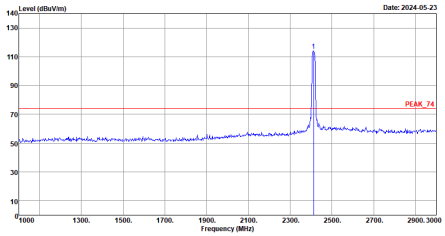 Site : 03CH12-HY Condition : PEAK_74 3m HORN_9120D_02114 VERTICAL : RBW:1000.000KHz VBW:3000.000KHz SWT:Auto
Avg.	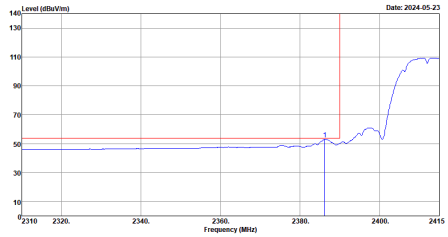 Site : 03CH12-HY Condition : AVG_BE_54 3m HORN_9120D_02114 VERTICAL : RBW:1000.000KHz VBW:0.010KHz SWT:Auto	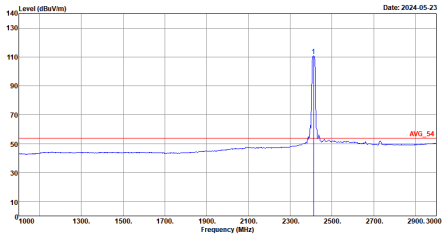 Site : 03CH12-HY Condition : AVG_54 3m HORN_9120D_02114 VERTICAL : RBW:1000.000KHz VBW:0.010KHz SWT:Auto

WIFI	2.4GHz 2400~2483.5MHz Band Edge @ 3m	
ANT	802.11b CH06 2437MHz - L	
1	Horizontal	Fundamental
Peak	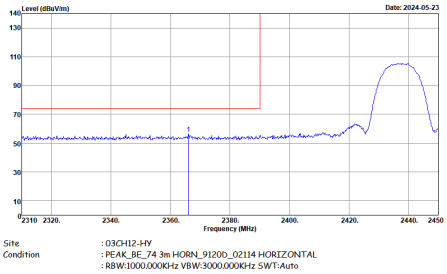	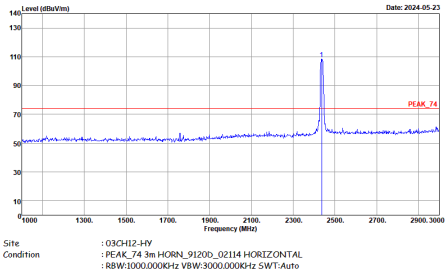
Avg.	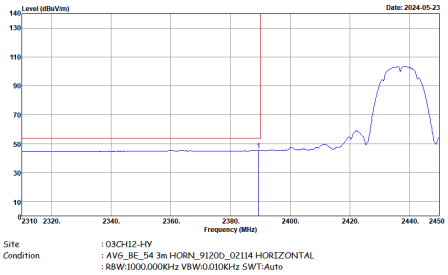	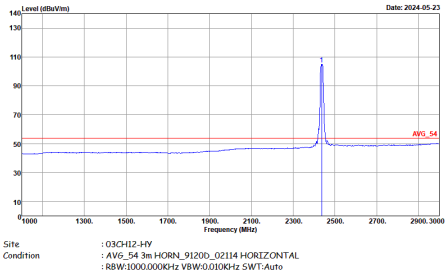

WIFI	2.4GHz 2400~2483.5MHz Band Edge @ 3m	
ANT	802.11b CH06 2437MHz - R	
1	Horizontal	Fundamental
Peak	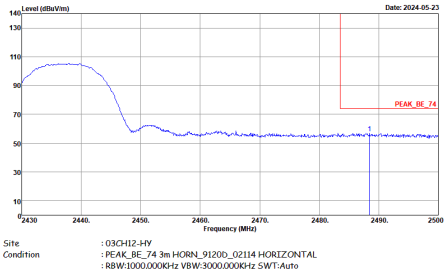	Left blank
Avg.	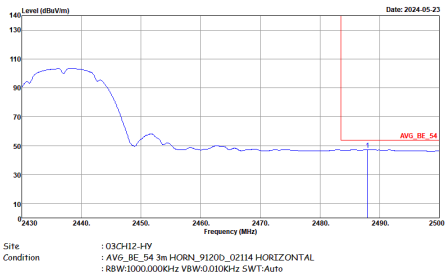	Left blank

WIFI	2.4GHz 2400~2483.5MHz Band Edge @ 3m	
ANT	802.11b CH06 2437MHz - L	
1	Vertical	Fundamental
Peak	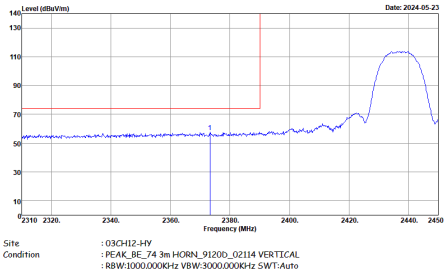	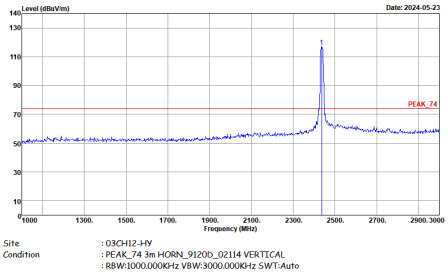
Avg.	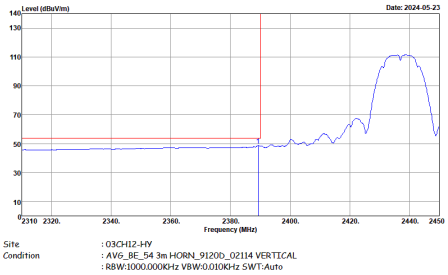	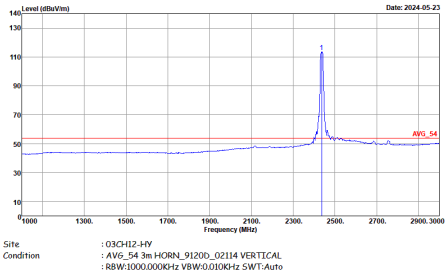

WIFI	2.4GHz 2400~2483.5MHz Band Edge @ 3m	
ANT	802.11b CH06 2437MHz - R	
1	Vertical	Fundamental
Peak	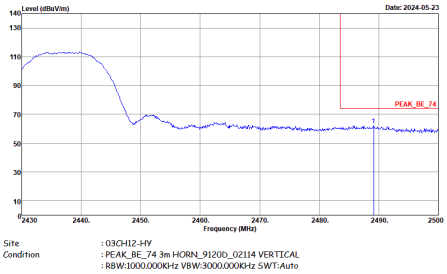	Left blank
Avg.	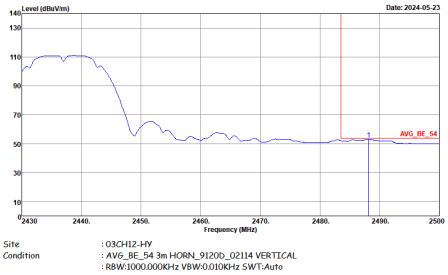	Left blank

WIFI	2.4GHz 2400~2483.5MHz Band Edge @ 3m	
ANT	802.11b CH11 2462MHz	
1	Horizontal	Fundamental
Peak	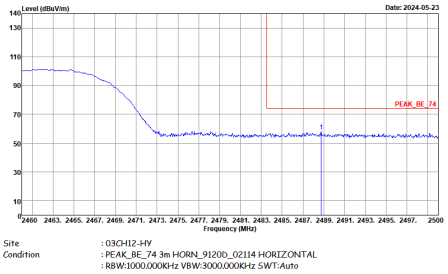	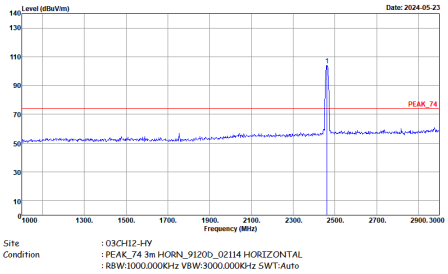
Avg.	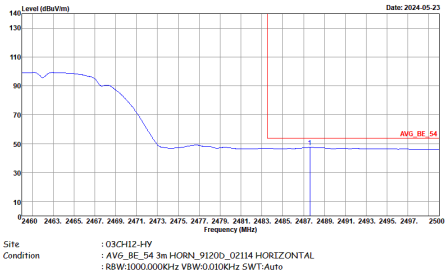	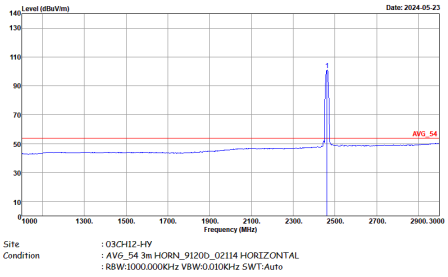

WIFI	2.4GHz 2400~2483.5MHz Band Edge @ 3m	
ANT	802.11b CH11 2462MHz	
1	Vertical	Fundamental
Peak	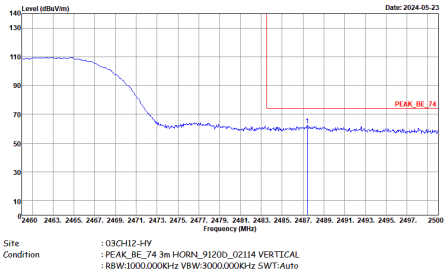	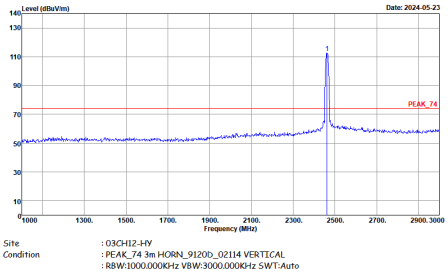
Avg.	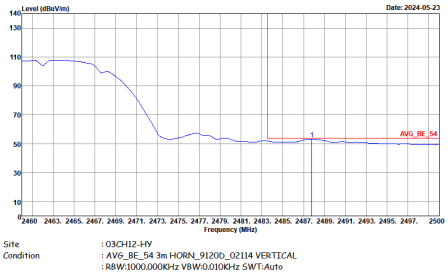	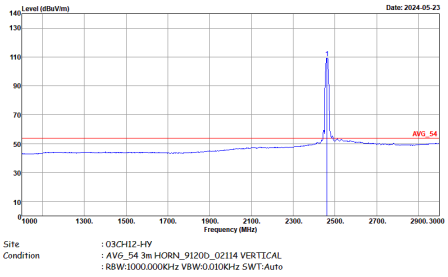

2.4GHz 2400~2483.5MHz

WIFI 802.11g (Band Edge @ 3m)

WIFI	2.4GHz 2400~2483.5MHz Band Edge @ 3m	
ANT	802.11g CH01 2412MHz	
1	Horizontal	Fundamental
Peak	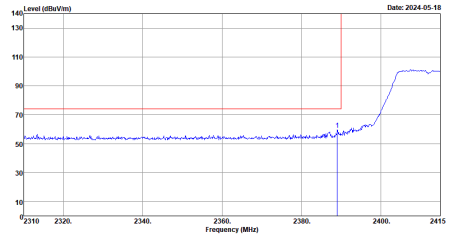	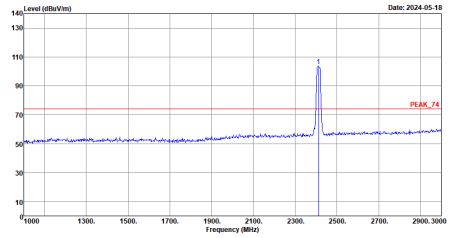
Avg.	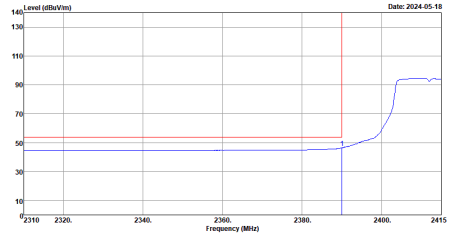	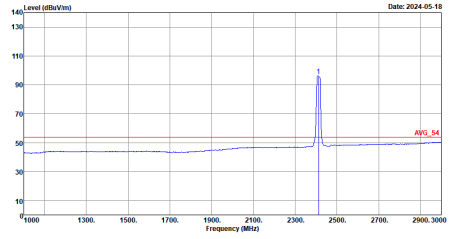

WIFI	2.4GHz 2400~2483.5MHz Band Edge @ 3m	
ANT	802.11g CH01 2412MHz	
1	Vertical	Fundamental
Peak	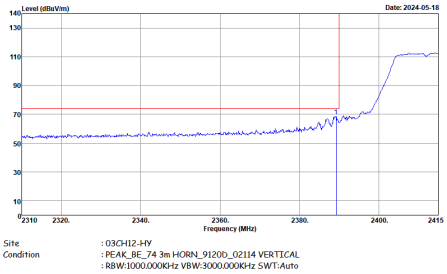	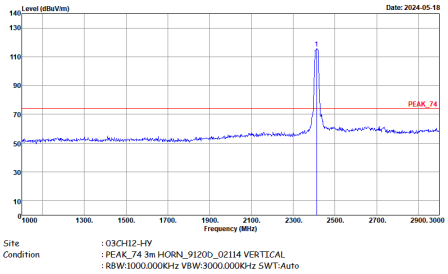
Avg.	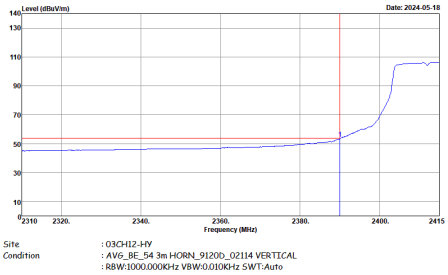	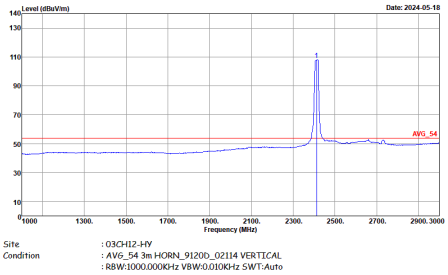

WIFI	2.4GHz 2400~2483.5MHz Band Edge @ 3m	
ANT	802.11g CH06 2437MHz - L	
1	Horizontal	Fundamental
Peak	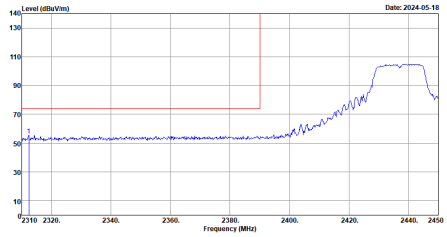	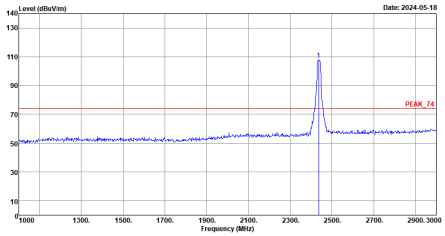
Avg.	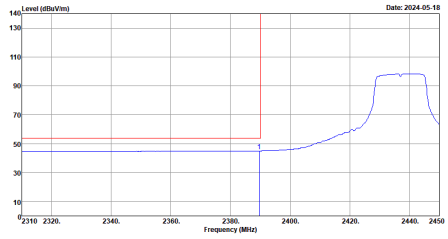	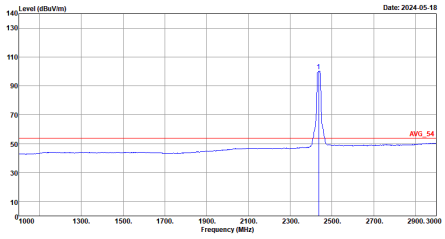

WIFI	2.4GHz 2400~2483.5MHz Band Edge @ 3m	
ANT	802.11g CH06 2437MHz - R	
1	Horizontal	Fundamental
Peak	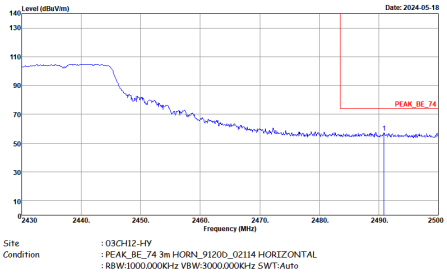	Left blank
Avg.	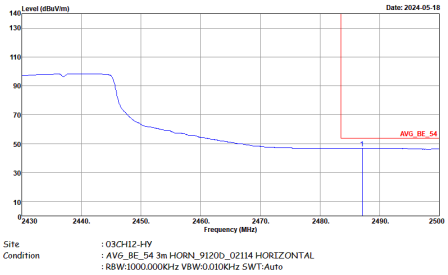	Left blank

WIFI	2.4GHz 2400~2483.5MHz Band Edge @ 3m	
ANT	802.11g CH06 2437MHz - L	
1	Vertical	Fundamental
Peak	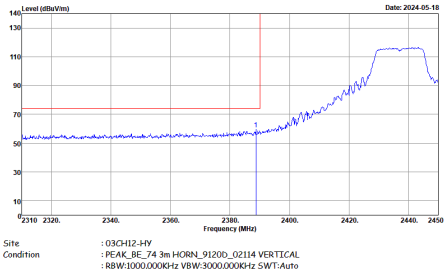	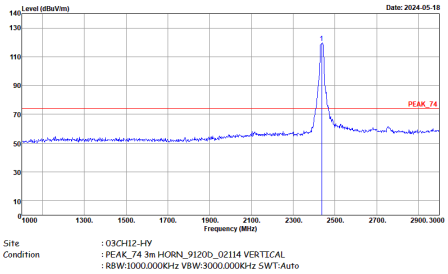
Avg.	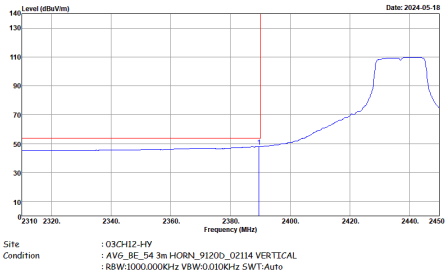	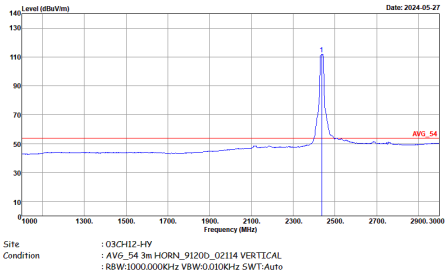

WIFI	2.4GHz 2400~2483.5MHz Band Edge @ 3m	
ANT	802.11g CH06 2437MHz - R	
1	Vertical	Fundamental
Peak	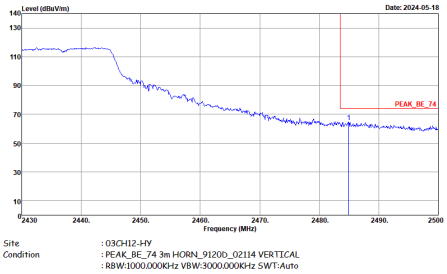	Left Blank
Avg.	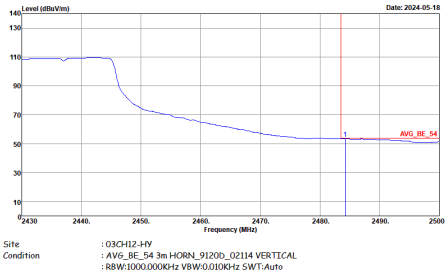	Left Blank

WIFI	2.4GHz 2400~2483.5MHz Band Edge @ 3m	
ANT	802.11g CH11 2462MHz	
1	Horizontal	Fundamental
Peak	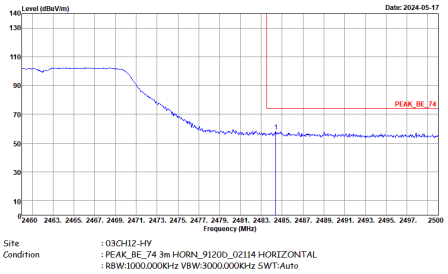	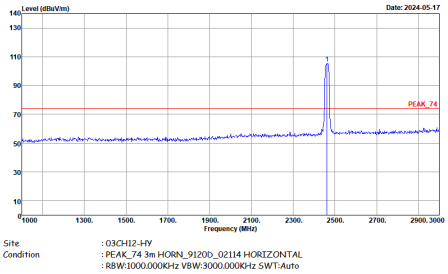
Avg.	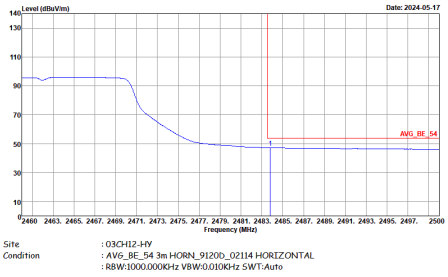	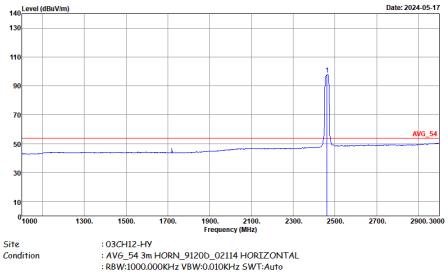

WIFI	2.4GHz 2400~2483.5MHz Band Edge @ 3m	
ANT	802.11g CH11 2462MHz	
1	Vertical	Fundamental
Peak	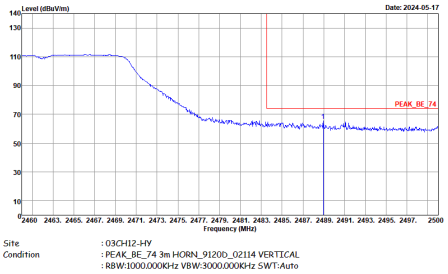	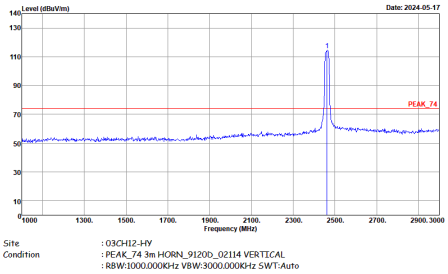
Avg.	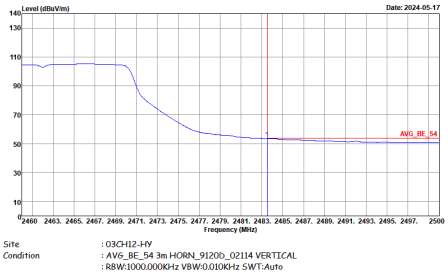	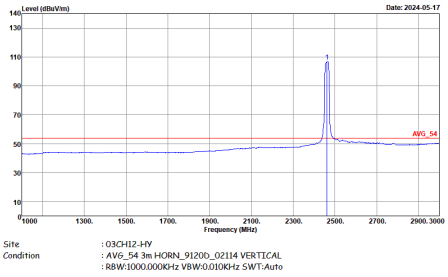

2.4GHz 2400~2483.5MHz

WIFI 802.11b (Harmonic @ 3m)

WIFI	2.4GHz 2400~2483.5MHz Harmonic @ 3m	
ANT	802.11b CH01 2412MHz	
1	Horizontal	Vertical
Peak Avg.	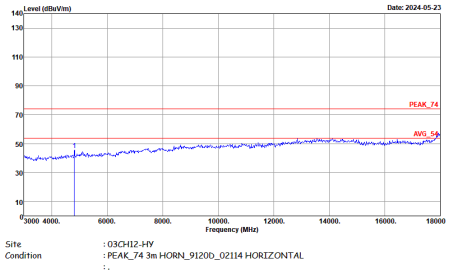	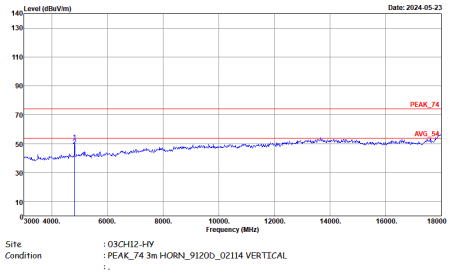

WIFI	2.4GHz 2400~2483.5MHz Harmonic @ 3m	
ANT	802.11b CH01 2412MHz	
1	Horizontal	Vertical
14.47G ~14.5G Avg.	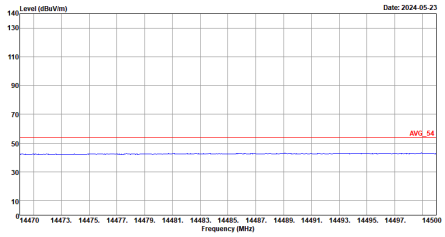	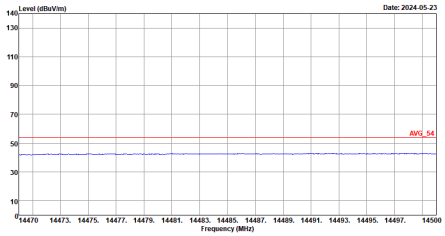
17.7G ~18G Avg	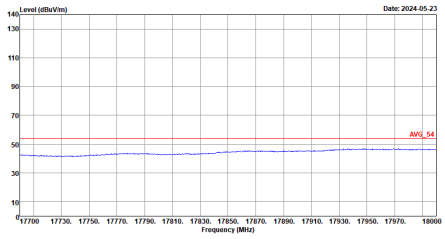	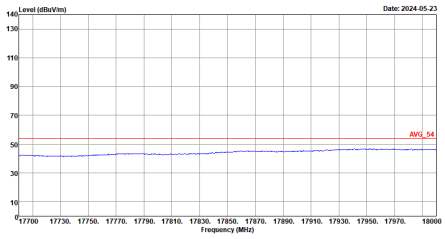

WIFI	2.4GHz 2400~2483.5MHz Harmonic @ 3m	
ANT	802.11b CH06 2437MHz	
1	Horizontal	Vertical
Peak Avg.	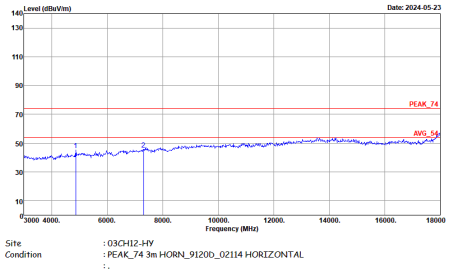	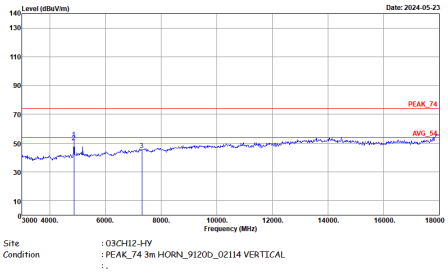

WIFI	2.4GHz 2400~2483.5MHz Harmonic @ 3m	
ANT	802.11b CH06 2437MHz	
1	Horizontal	Vertical
14.47G ~14.5G Avg.	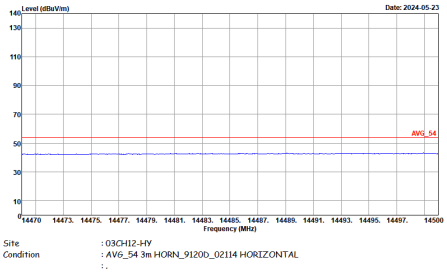	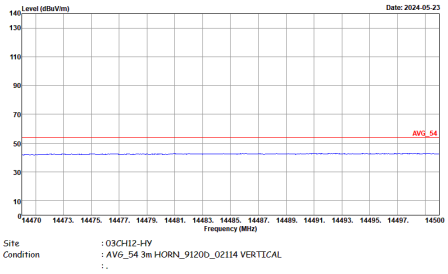
17.7G ~18G Avg	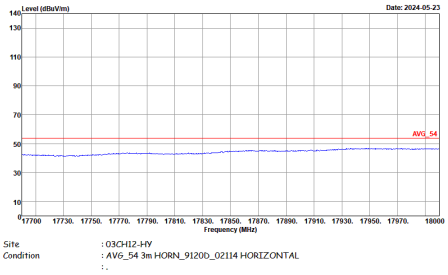	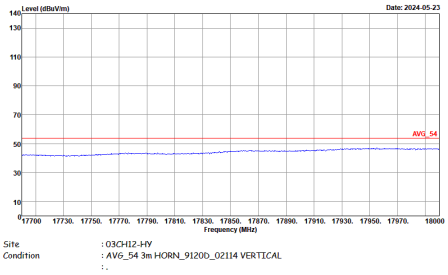

WIFI	2.4GHz 2400~2483.5MHz Harmonic @ 3m	
ANT	802.11b CH11 2462MHz	
1	Horizontal	Vertical
Peak Avg.	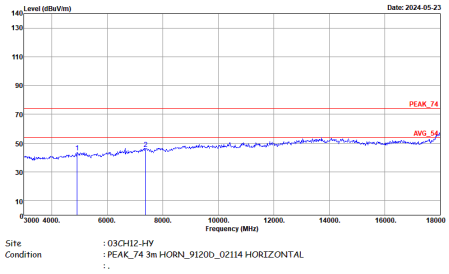	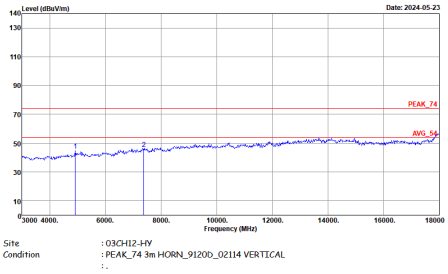

WIFI	2.4GHz 2400~2483.5MHz Harmonic @ 3m	
ANT	802.11b CH11 2462MHz	
1	Horizontal	Vertical
14.47G ~14.5G Avg.	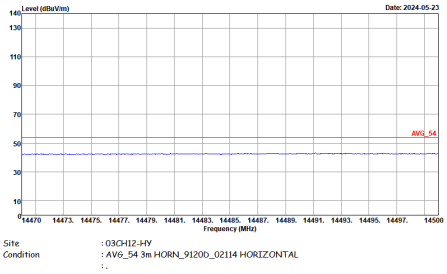	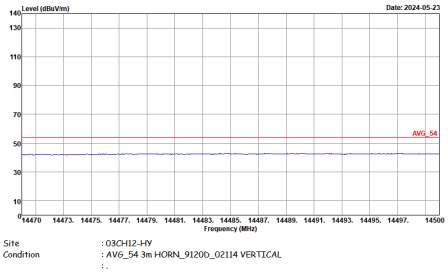
17.7G ~18G Avg	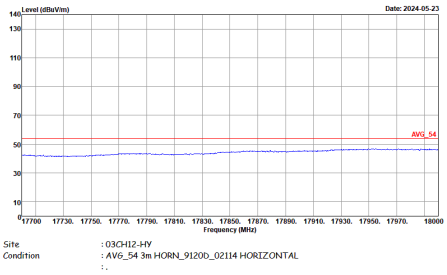	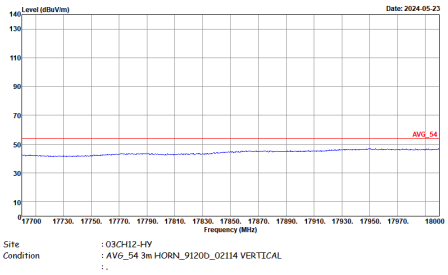

2.4GHz 2400~2483.5MHz

WIFI 802.11g (Harmonic @ 3m)

WIFI	2.4GHz 2400~2483.5MHz Harmonic @ 3m	
ANT	802.11g CH01 2412MHz	
1	Horizontal	Vertical
Peak Avg.	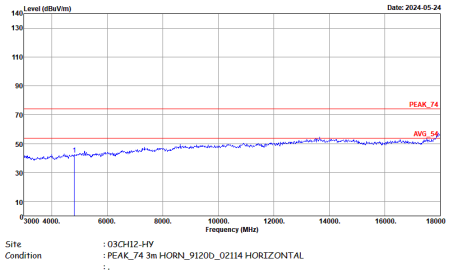	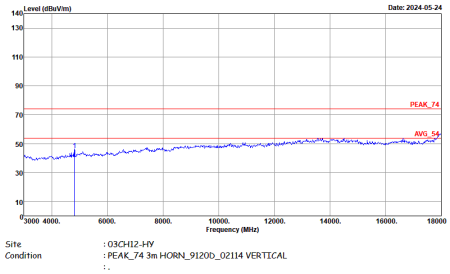

WIFI	2.4GHz 2400~2483.5MHz Harmonic @ 3m	
ANT	802.11g CH01 2412MHz	
1	Horizontal	Vertical
14.47G ~14.5G Avg.	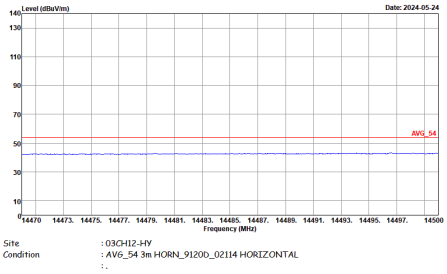	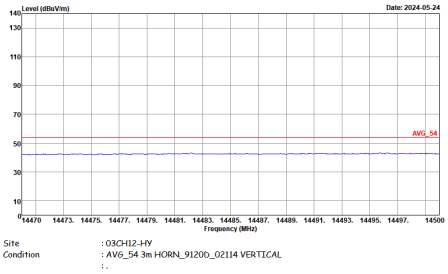
17.7G ~18G Avg	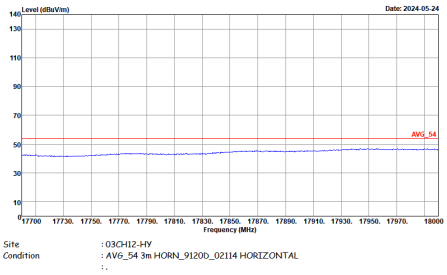	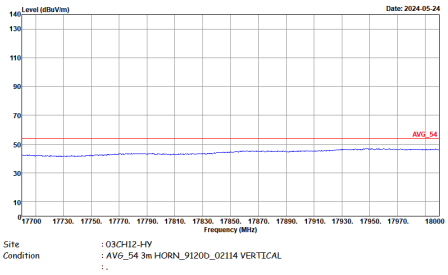

WIFI	2.4GHz 2400~2483.5MHz Harmonic @ 3m	
ANT	802.11g CH06 2437MHz	
1	Horizontal	Vertical
Peak Avg.	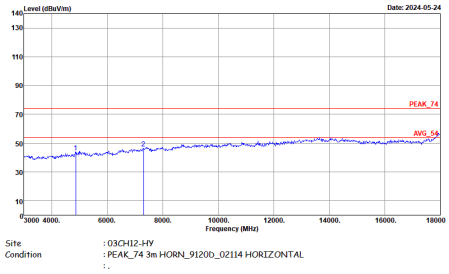	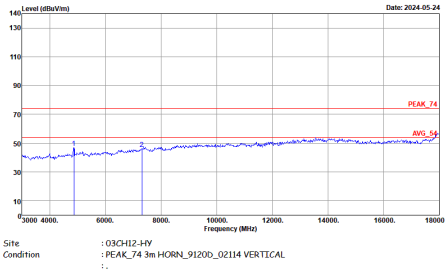

WIFI	2.4GHz 2400~2483.5MHz Harmonic @ 3m	
ANT	802.11g CH06 2437MHz	
1	Horizontal	Vertical
14.47G ~14.5G Avg.	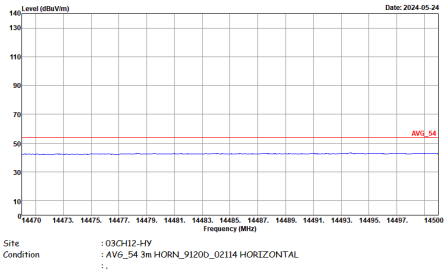	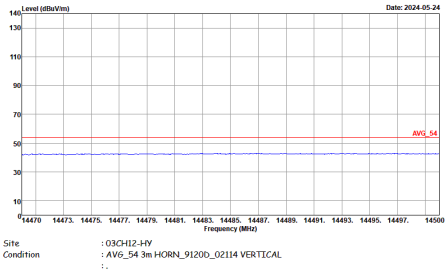
17.7G ~18G Avg	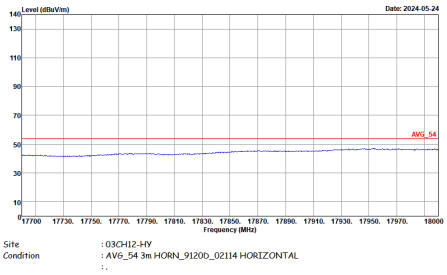	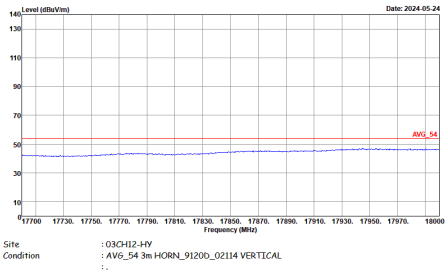

WIFI	2.4GHz 2400~2483.5MHz Harmonic @ 3m	
ANT	802.11g CH11 2462MHz	
1	Horizontal	Vertical
Peak Avg.	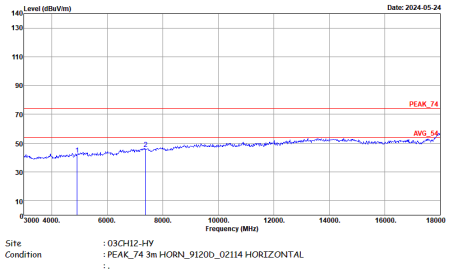	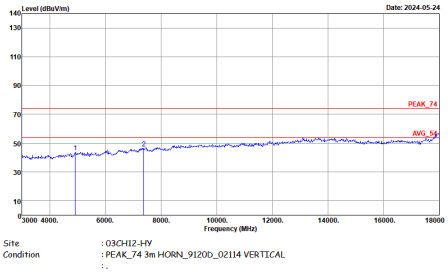

WIFI	2.4GHz 2400~2483.5MHz Harmonic @ 3m	
ANT	802.11g CH11 2462MHz	
1	Horizontal	Vertical
14.47G ~14.5G Avg.	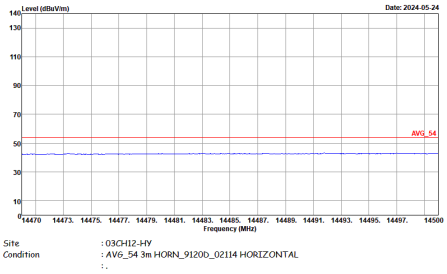	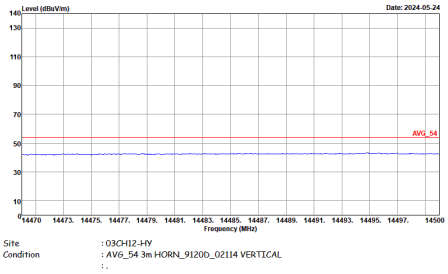
17.7G ~18G Avg	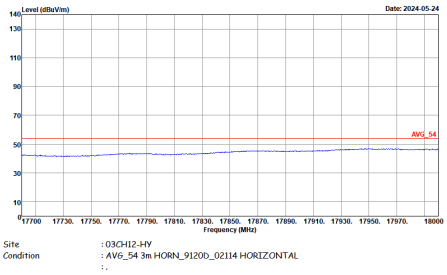	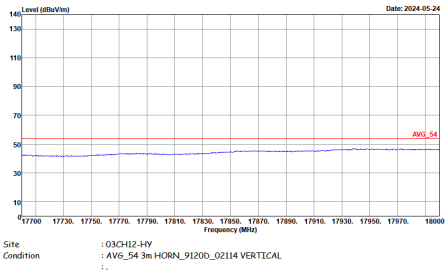

Emission above 18GHz

2.4GHz WIFI 802.11g (SHF @ 1m)

WIFI	2.4GHz 2400~2483.5MHz	
ANT	802.11g SHF	
1	Horizontal	Vertical
Peak Avg.	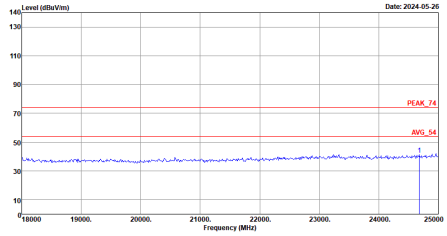	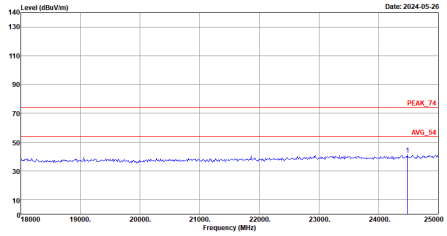

Emission below 1GHz

2.4GHz WIFI 802.11g (LF)

WIFI	2.4GHz 2400~2483.5MHz	
ANT	802.11g LF	
1	Horizontal	Vertical
QP / Peak	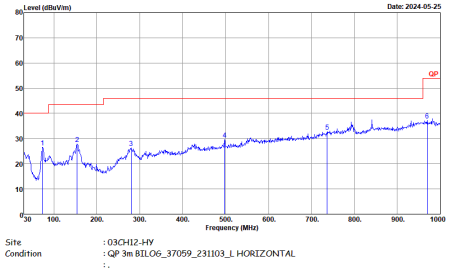	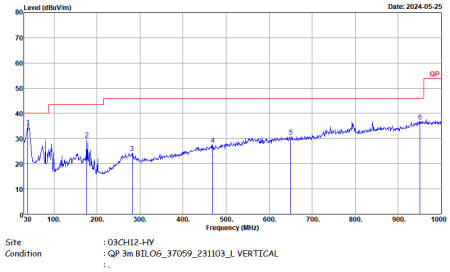

2.4GHz 2400~2483.5MHz

WIFI 802.11b (Band Edge @ 3m)

WIFI	2.4GHz 2400~2483.5MHz Band Edge @ 3m	
ANT	802.11b CH01 2412MHz	
2	Horizontal	Fundamental
Peak	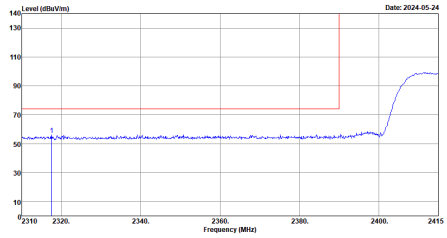 Site : 03CH12-HY Condition : PEAK_BE_74 3m HORN_9120D_02114 HORIZONTAL : RBW:1000.000KHz VBW:3000.000KHz SWT:Auto	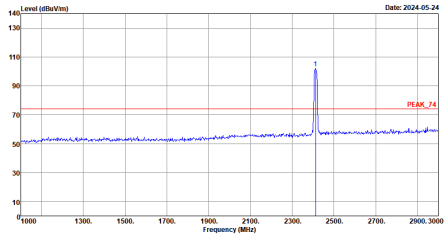 Site : 03CH12-HY Condition : PEAK_74 3m HORN_9120D_02114 HORIZONTAL : RBW:1000.000KHz VBW:3000.000KHz SWT:Auto
Avg.	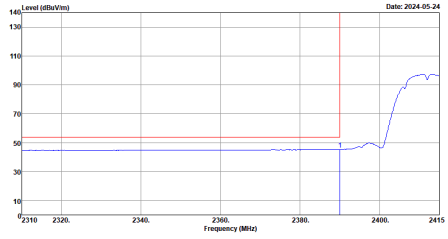 Site : 03CH12-HY Condition : AVG_BE_54 3m HORN_9120D_02114 HORIZONTAL : RBW:1000.000KHz VBW:0.010KHz SWT:Auto	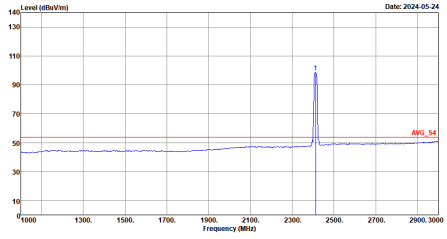 Site : 03CH12-HY Condition : AVG_54 3m HORN_9120D_02114 HORIZONTAL : RBW:1000.000KHz VBW:0.010KHz SWT:Auto

WIFI	2.4GHz 2400~2483.5MHz Band Edge @ 3m	
ANT	802.11b CH01 2412MHz	
2	Vertical	Fundamental
Peak	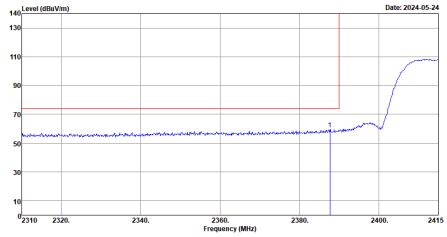	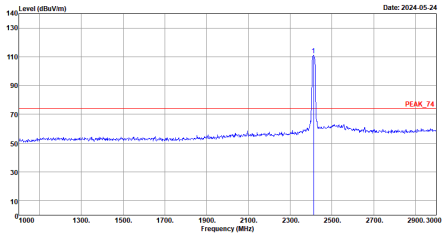
Avg.	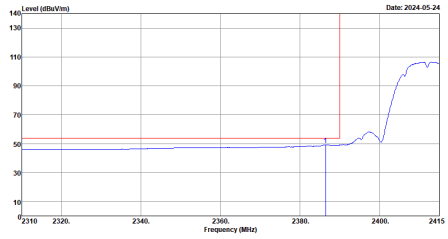	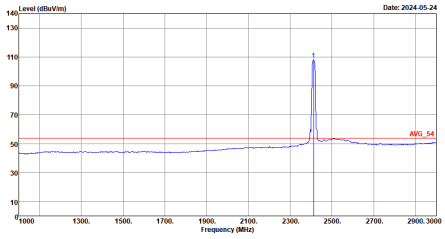

WIFI	2.4GHz 2400~2483.5MHz Band Edge @ 3m	
ANT	802.11b CH06 2437MHz - L	
2	Horizontal	Fundamental
Peak	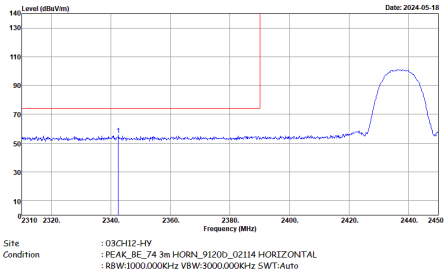	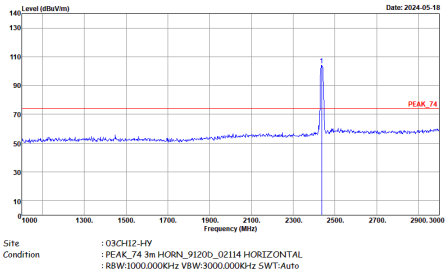
Avg.	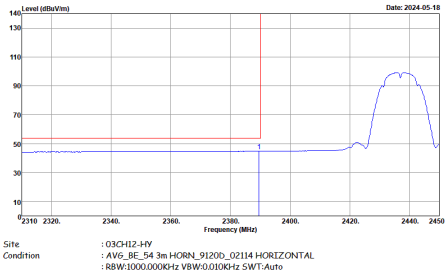	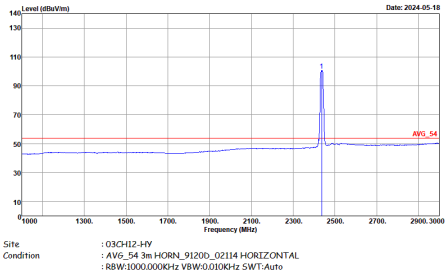

WIFI	2.4GHz 2400~2483.5MHz Band Edge @ 3m	
ANT	802.11b CH06 2437MHz - R	
2	Horizontal	Fundamental
Peak	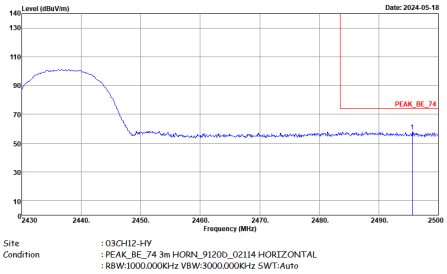	Left blank
Avg.	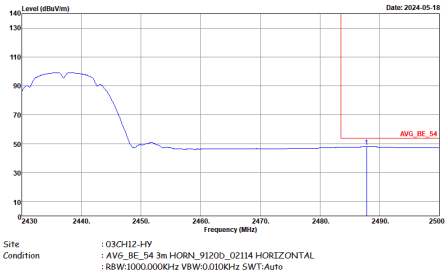	Left blank

WIFI	2.4GHz 2400~2483.5MHz Band Edge @ 3m	
ANT	802.11b CH06 2437MHz - L	
2	Vertical	Fundamental
Peak	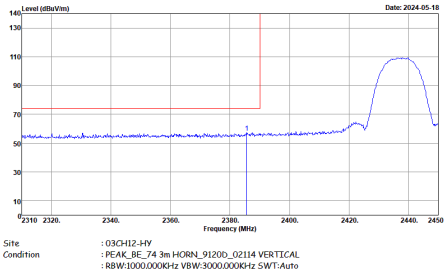	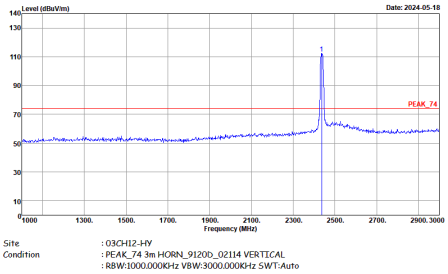
Avg.	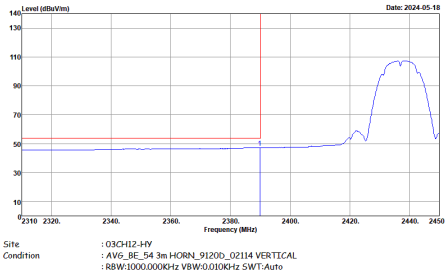	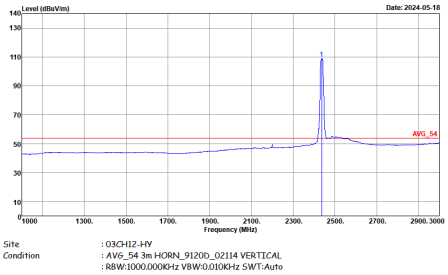

WIFI	2.4GHz 2400~2483.5MHz Band Edge @ 3m	
ANT	802.11b CH06 2437MHz - R	
2	Vertical	Fundamental
Peak	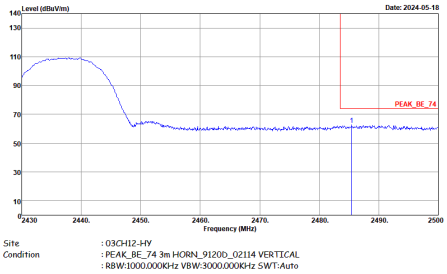	Left blank
Avg.	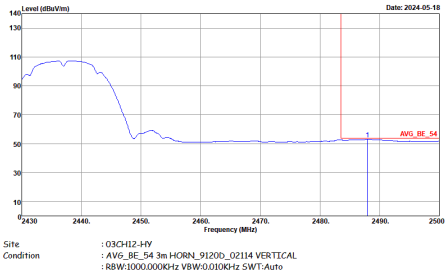	Left blank

WIFI	2.4GHz 2400~2483.5MHz Band Edge @ 3m	
ANT	802.11b CH11 2462MHz	
2	Horizontal	Fundamental
Peak	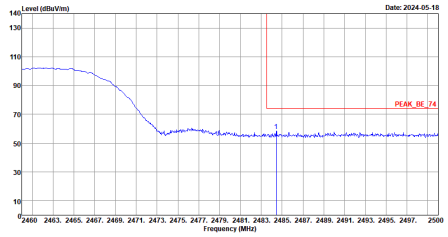 Site : 03CH12-HY Condition : PEAK_BE_74 3m HORN_9120D_02114 HORIZONTAL : RBW:1000.000KHz VBW:3000.000KHz SWT:Auto	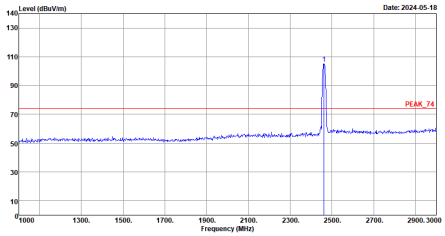 Site : 03CH12-HY Condition : PEAK_74 3m HORN_9120D_02114 HORIZONTAL : RBW:1000.000KHz VBW:3000.000KHz SWT:Auto
Avg.	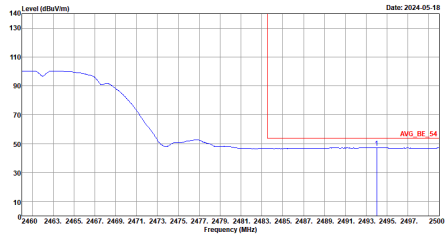 Site : 03CH12-HY Condition : AVG_BE_54 3m HORN_9120D_02114 HORIZONTAL : RBW:1000.000KHz VBW:0.010KHz SWT:Auto	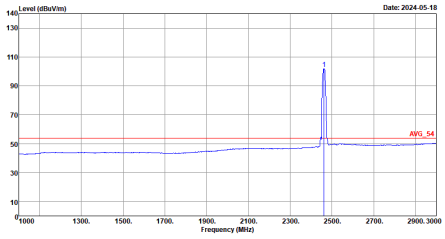 Site : 03CH12-HY Condition : AVG_54 3m HORN_9120D_02114 HORIZONTAL : RBW:1000.000KHz VBW:0.010KHz SWT:Auto

WIFI	2.4GHz 2400~2483.5MHz Band Edge @ 3m	
ANT	802.11b CH11 2462MHz	
2	Vertical	Fundamental
Peak	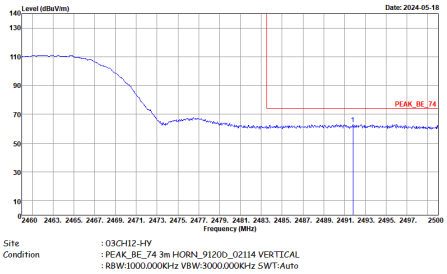	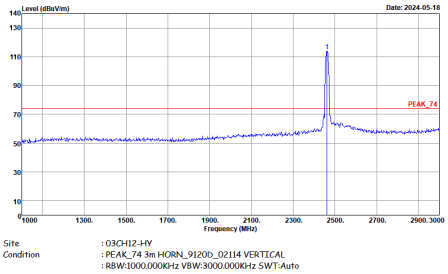
Avg.	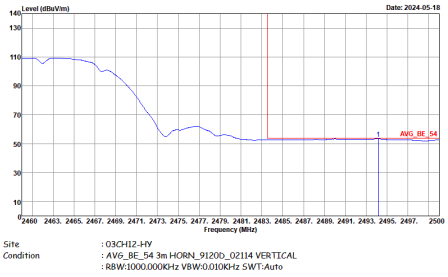	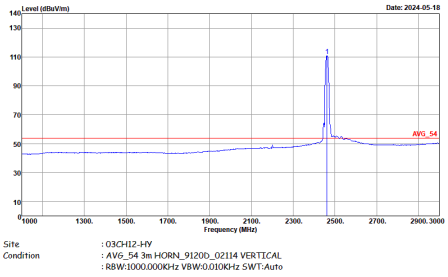

2.4GHz 2400~2483.5MHz

WIFI 802.11g (Band Edge @ 3m)

WIFI	2.4GHz 2400~2483.5MHz Band Edge @ 3m	
ANT	802.11g CH01 2412MHz	
2	Horizontal	Fundamental
Peak	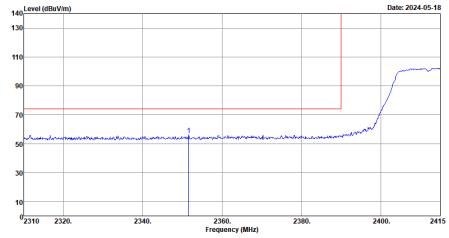	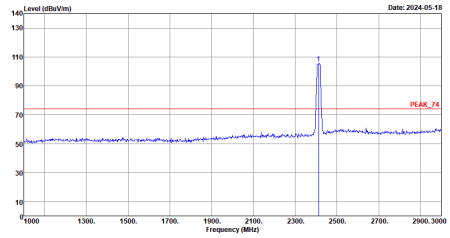
Avg.	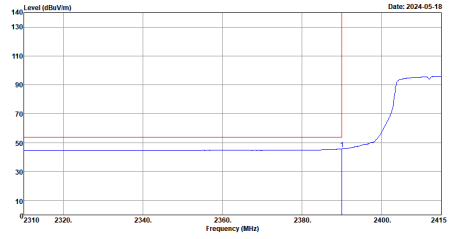	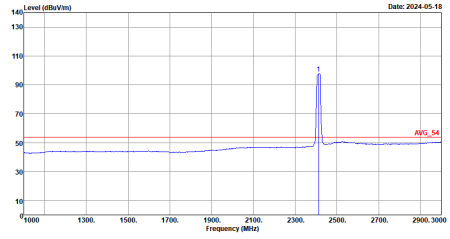

WIFI	2.4GHz 2400~2483.5MHz Band Edge @ 3m	
ANT	802.11g CH01 2412MHz	
2	Vertical	Fundamental
Peak	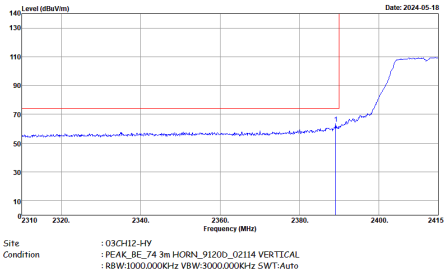	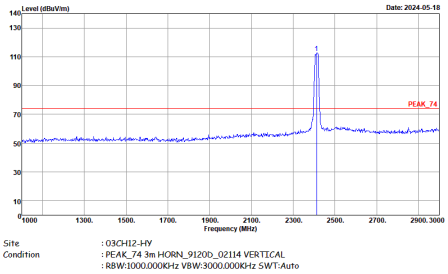
Avg.	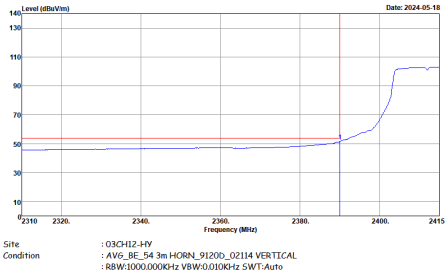	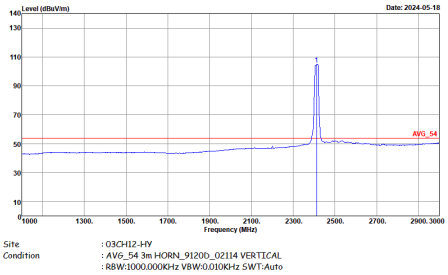

WIFI	2.4GHz 2400~2483.5MHz Band Edge @ 3m	
ANT	802.11g CH06 2437MHz - L	
2	Horizontal	Fundamental
Peak	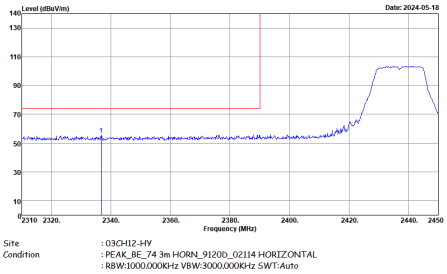	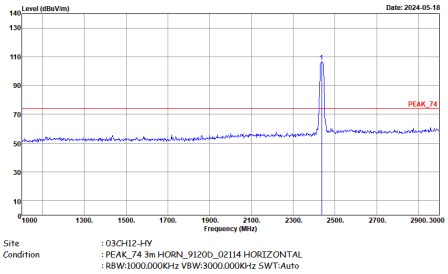
Avg.	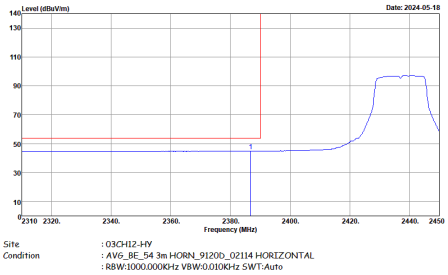	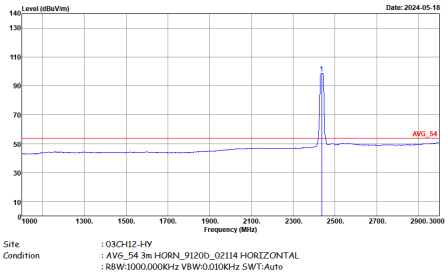

WIFI	2.4GHz 2400~2483.5MHz Band Edge @ 3m	
ANT	802.11g CH06 2437MHz - R	
2	Horizontal	Fundamental
Peak	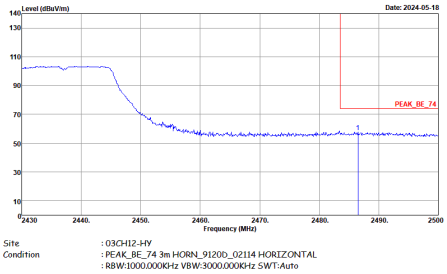	Left blank
Avg.	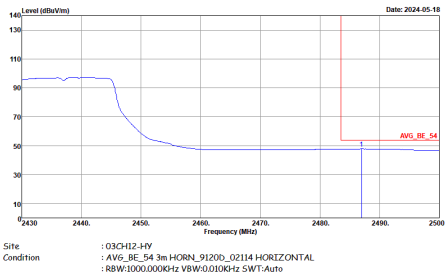	Left blank

WIFI	2.4GHz 2400~2483.5MHz Band Edge @ 3m	
ANT	802.11g CH06 2437MHz - L	
2	Vertical	Fundamental
Peak	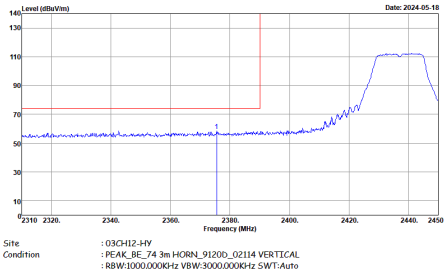	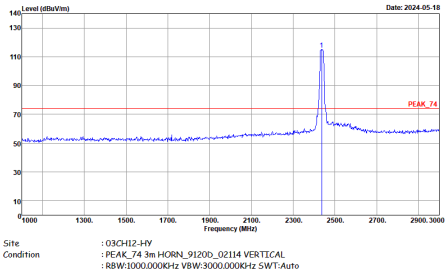
Avg.	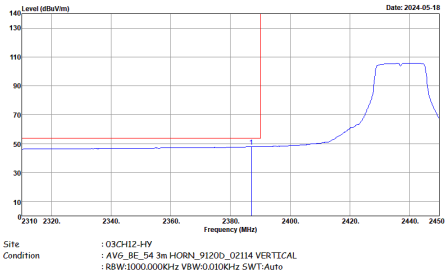	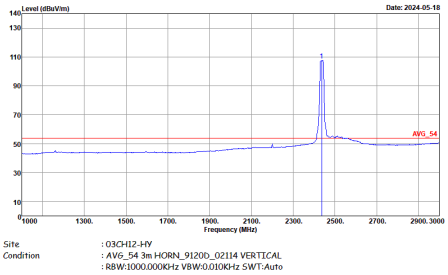

WIFI	2.4GHz 2400~2483.5MHz Band Edge @ 3m	
ANT	802.11g CH06 2437MHz - R	
2	Vertical	Fundamental
Peak	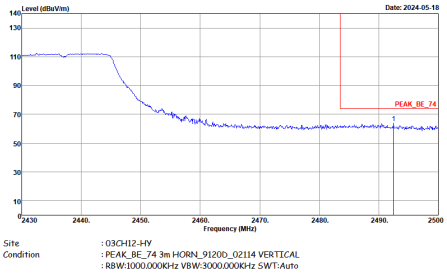	Left Blank
Avg.	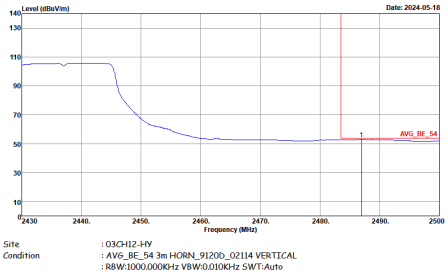	Left Blank

WIFI	2.4GHz 2400~2483.5MHz Band Edge @ 3m	
ANT	802.11g CH11 2462MHz	
2	Horizontal	Fundamental
Peak	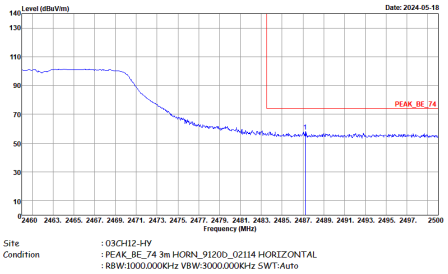	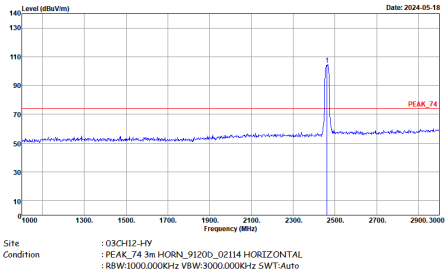
Avg.	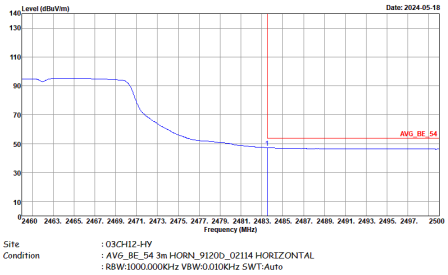	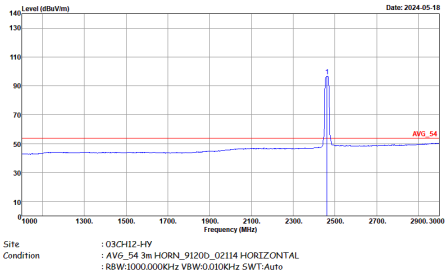

WIFI	2.4GHz 2400~2483.5MHz Band Edge @ 3m	
ANT	802.11g CH11 2462MHz	
2	Vertical	Fundamental
Peak	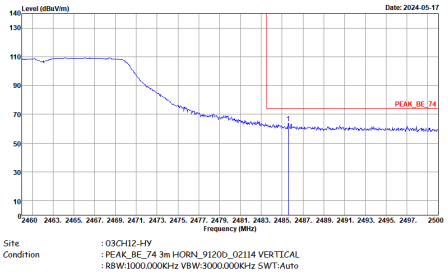	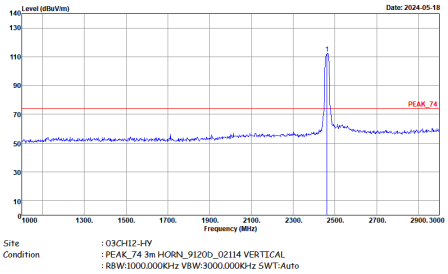
Avg.	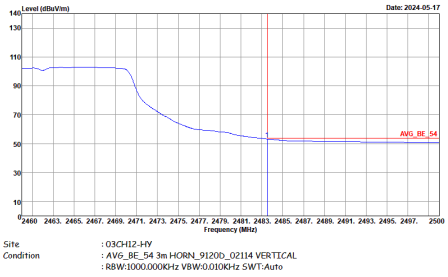	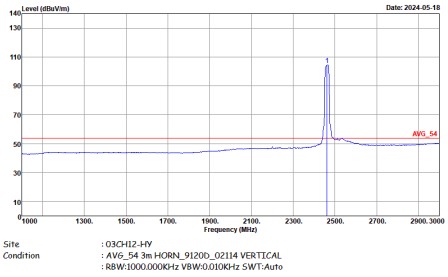

2.4GHz 2400~2483.5MHz

WIFI 802.11b (Harmonic @ 3m)

WIFI	2.4GHz 2400~2483.5MHz Harmonic @ 3m	
ANT	802.11b CH01 2412MHz	
2	Horizontal	Vertical
Peak Avg.	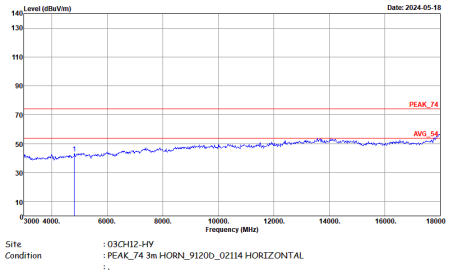	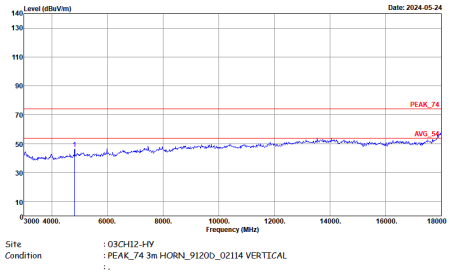

WIFI	2.4GHz 2400~2483.5MHz Harmonic @ 3m	
ANT	802.11b CH01 2412MHz	
2	Horizontal	Vertical
14.47G ~14.5G Avg.	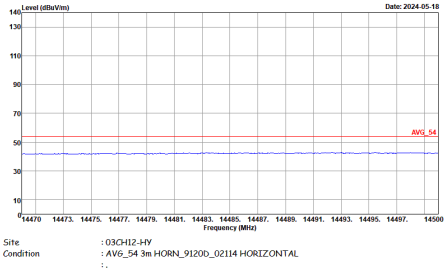	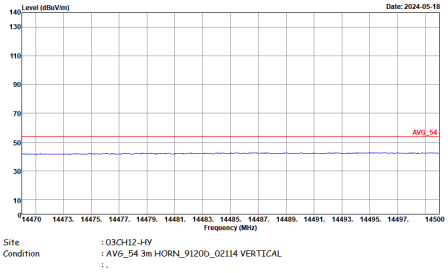
17.7G ~18G Avg	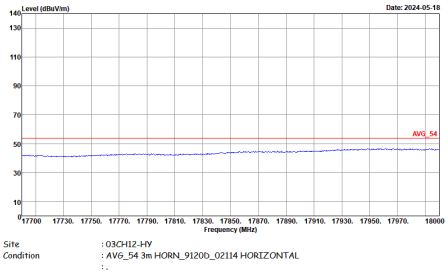	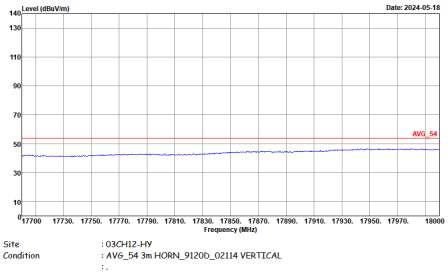

WIFI	2.4GHz 2400~2483.5MHz Harmonic @ 3m	
ANT	802.11b CH06 2437MHz	
2	Horizontal	Vertical
Peak Avg.	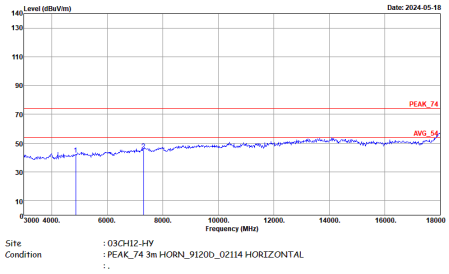	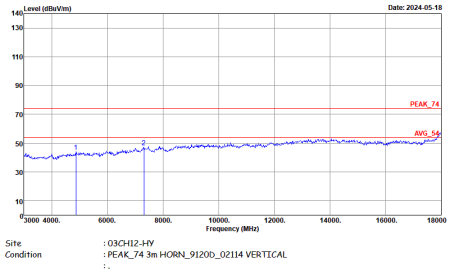

WIFI	2.4GHz 2400~2483.5MHz Harmonic @ 3m	
ANT	802.11b CH06 2437MHz	
2	Horizontal	Vertical
14.47G ~14.5G Avg.	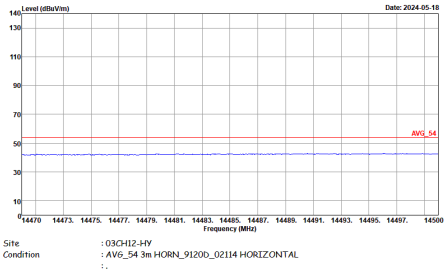	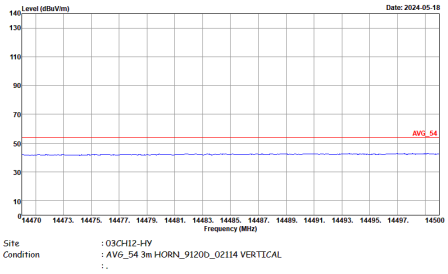
17.7G ~18G Avg	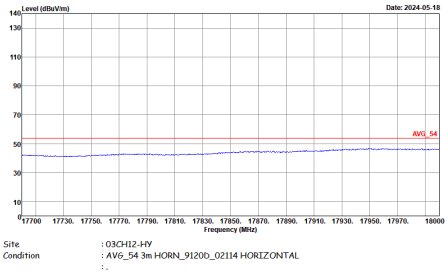	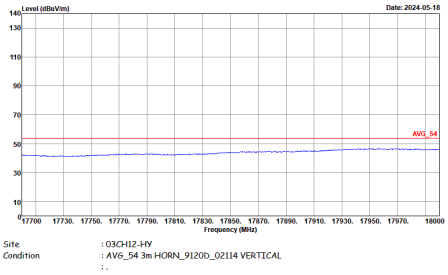

WIFI	2.4GHz 2400~2483.5MHz Harmonic @ 3m	
ANT	802.11b CH11 2462MHz	
2	Horizontal	Vertical
Peak Avg.	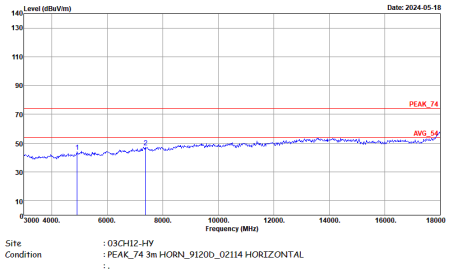	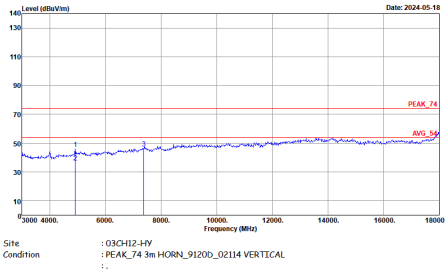

WIFI	2.4GHz 2400~2483.5MHz Harmonic @ 3m	
ANT	802.11b CH11 2462MHz	
2	Horizontal	Vertical
14.47G ~14.5G Avg.	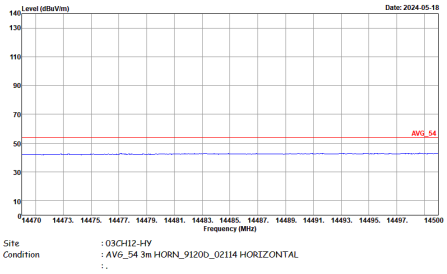	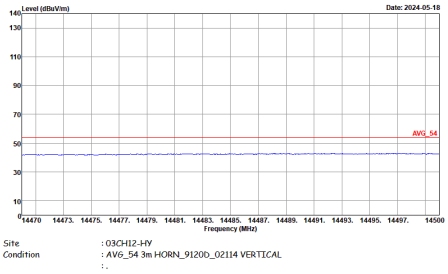
17.7G ~18G Avg	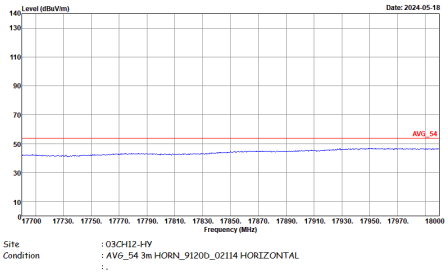	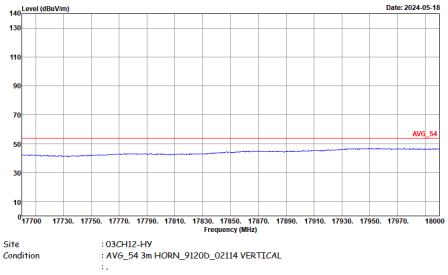

2.4GHz 2400~2483.5MHz

WIFI 802.11g (Harmonic @ 3m)

WIFI	2.4GHz 2400~2483.5MHz Harmonic @ 3m	
ANT	802.11g CH01 2412MHz	
2	Horizontal	Vertical
Peak Avg.	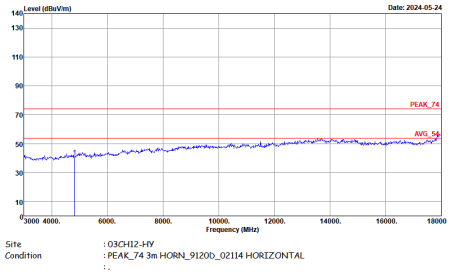	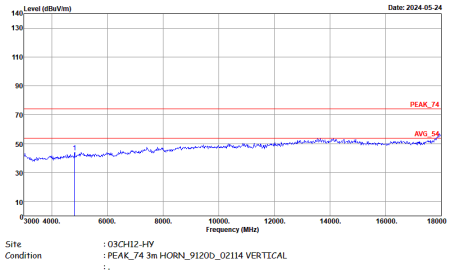

WIFI	2.4GHz 2400~2483.5MHz Harmonic @ 3m	
ANT	802.11g CH01 2412MHz	
2	Horizontal	Vertical
14.47G ~14.5G Avg.	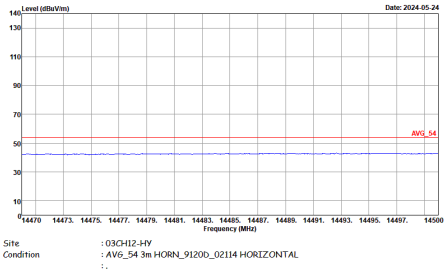	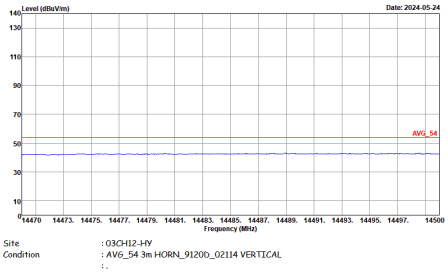
17.7G ~18G Avg	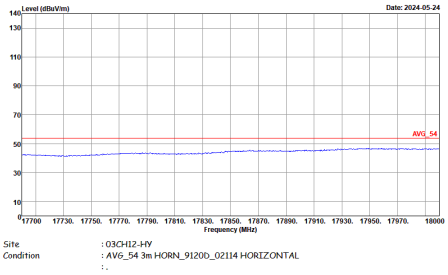	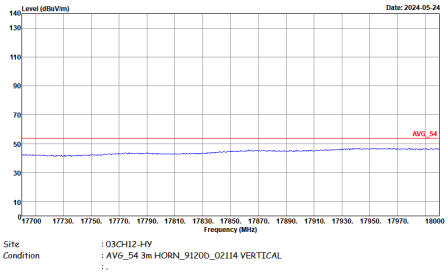

WIFI	2.4GHz 2400~2483.5MHz Harmonic @ 3m	
ANT	802.11g CH06 2437MHz	
2	Horizontal	Vertical
Peak Avg.	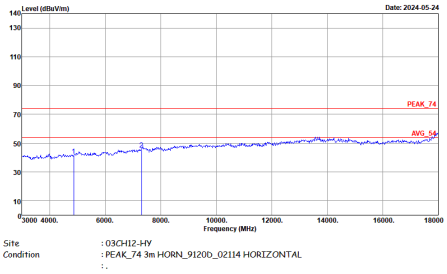	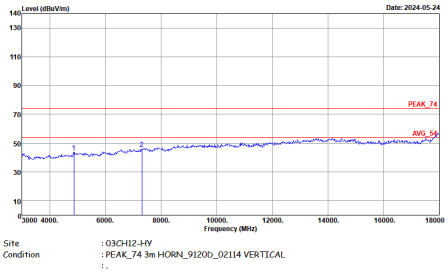

WIFI	2.4GHz 2400~2483.5MHz Harmonic @ 3m	
ANT	802.11g CH06 2437MHz	
2	Horizontal	Vertical
14.47G ~14.5G Avg.	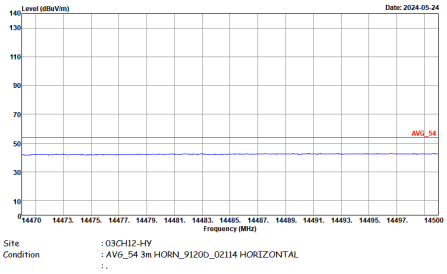	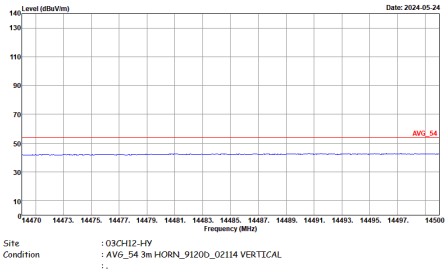
17.7G ~18G Avg	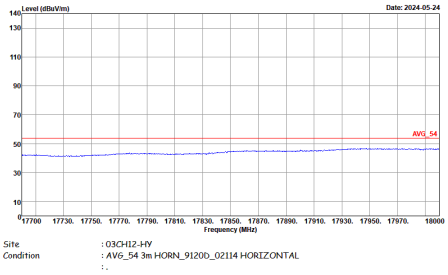	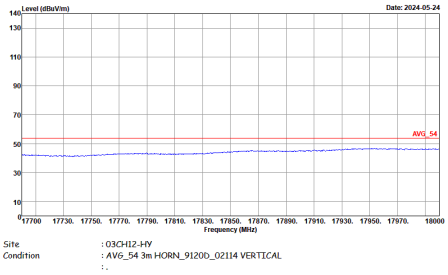

WIFI	2.4GHz 2400~2483.5MHz Harmonic @ 3m	
ANT	802.11g CH11 2462MHz	
2	Horizontal	Vertical
Peak Avg.	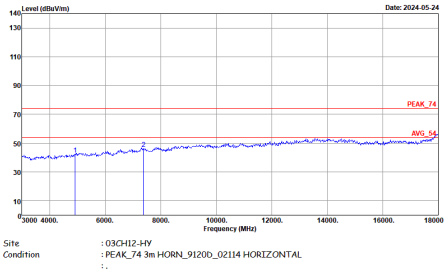	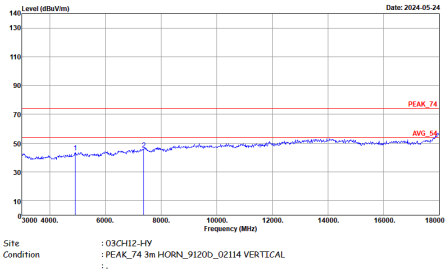

WIFI	2.4GHz 2400~2483.5MHz Harmonic @ 3m	
ANT	802.11g CH11 2462MHz	
2	Horizontal	Vertical
14.47G ~14.5G Avg.	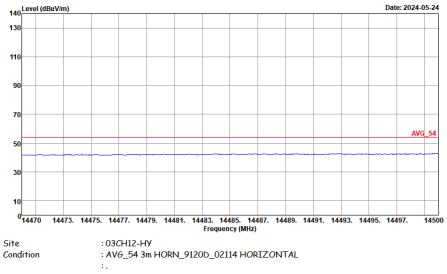	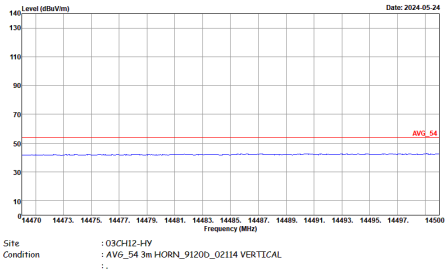
17.7G ~18G Avg	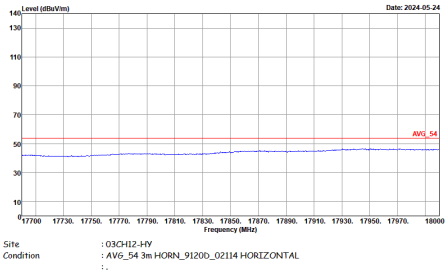	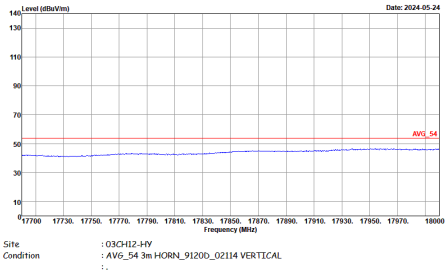

2.4GHz 2400~2483.5MHz

WIFI 802.11n HT20 (Band Edge @ 3m)

WIFI	2.4GHz 2400~2483.5MHz Band Edge @ 3m	
ANT	802.11n HT20 CH01 2412MHz	
1+2	Horizontal	Fundamental
Peak	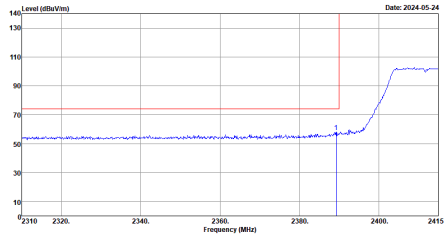 Site : 03CH12-HY Condition : PEAK_BE_74 3m HORN_9120D_02114 HORIZONTAL : RBW:1000.000KHz VBW:3000.000KHz SWT:Auto	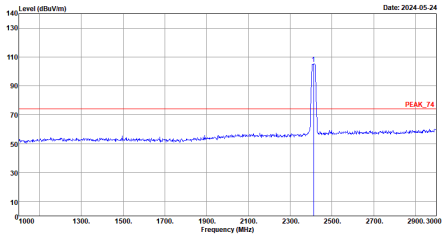 Site : 03CH12-HY Condition : PEAK_74 3m HORN_9120D_02114 HORIZONTAL : RBW:1000.000KHz VBW:3000.000KHz SWT:Auto
Avg.	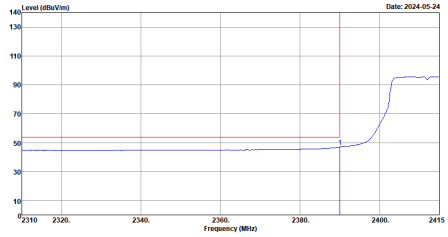 Site : 03CH12-HY Condition : AVG_BE_54 3m HORN_9120D_02114 HORIZONTAL : RBW:1000.000KHz VBW:0.010KHz SWT:Auto	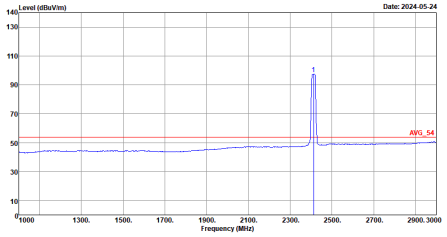 Site : 03CH12-HY Condition : AVG_54 3m HORN_9120D_02114 HORIZONTAL : RBW:1000.000KHz VBW:0.010KHz SWT:Auto

WIFI	2.4GHz 2400~2483.5MHz Band Edge @ 3m	
ANT	802.11n HT20 CH01 2412MHz	
1+2	Vertical	Fundamental
Peak	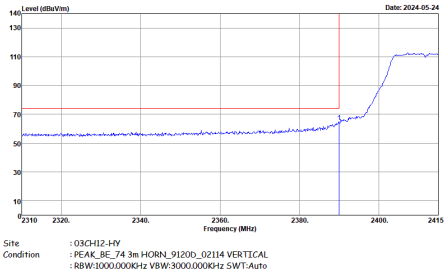	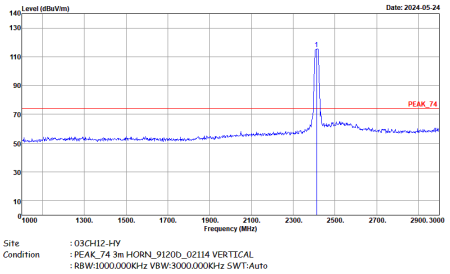
Avg.	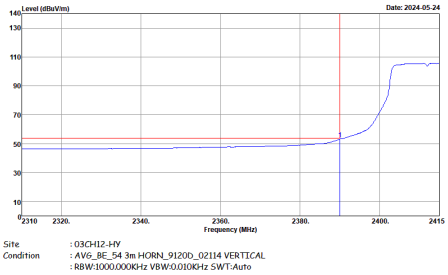	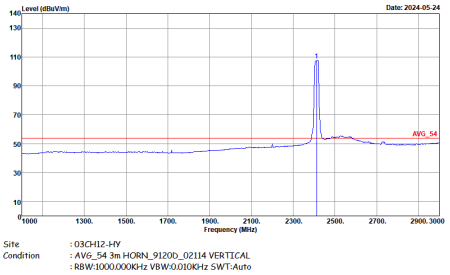

WIFI	2.4GHz 2400~2483.5MHz Band Edge @ 3m	
ANT	802.11n HT20 CH06 2437MHz - L	
1+2	Horizontal	Fundamental
Peak	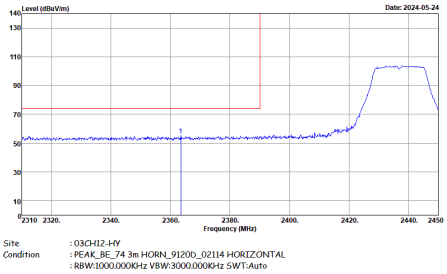	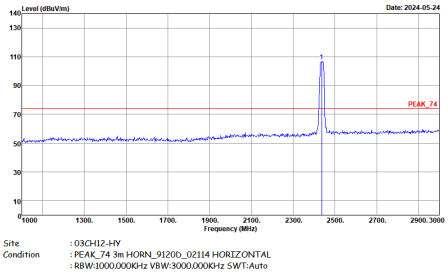
Avg.	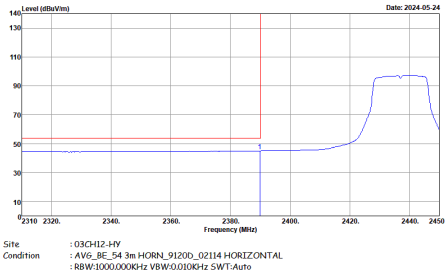	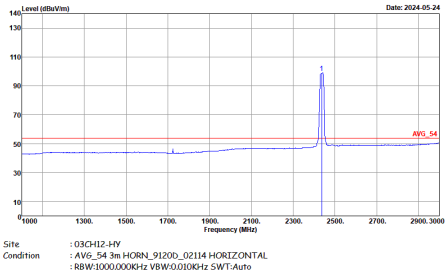

WIFI	2.4GHz 2400~2483.5MHz Band Edge @ 3m	
ANT	802.11n HT20 CH06 2437MHz - R	
1+2	Horizontal	Fundamental
Peak	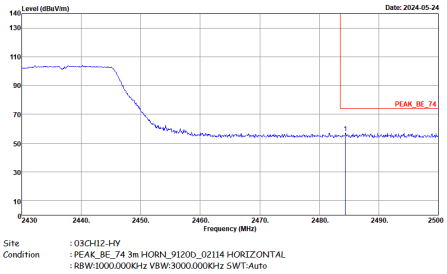	Left blank
Avg.	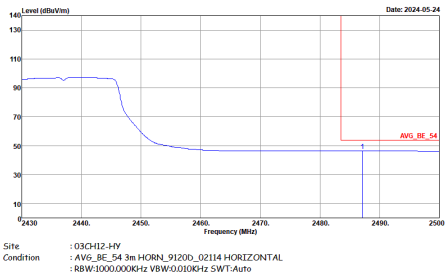	Left blank

WIFI	2.4GHz 2400~2483.5MHz Band Edge @ 3m	
ANT	802.11n HT20 CH06 2437MHz - L	
1+2	Vertical	Fundamental
Peak	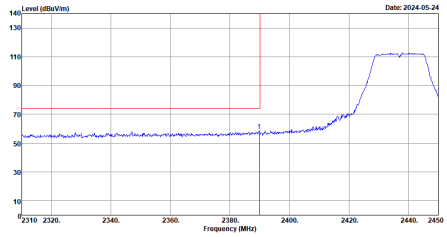 Site : 03CH12-HY Condition : PEAK_BE_74 3m HORN_9120D_02114 VERTICAL : RBW:1000.000KHz VBW:3000.000KHz SWT:Auto	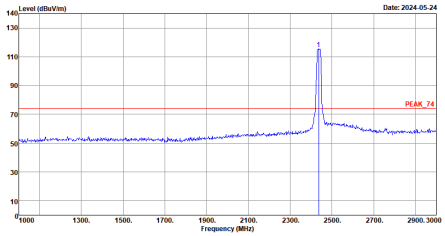 Site : 03CH12-HY Condition : PEAK_74 3m HORN_9120D_02114 VERTICAL : RBW:1000.000KHz VBW:3000.000KHz SWT:Auto
Avg.	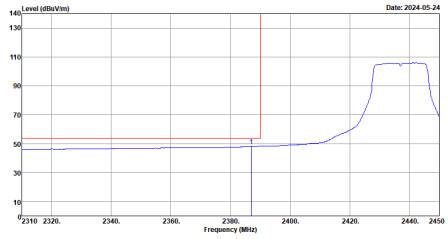 Site : 03CH12-HY Condition : AVG_BE_54 3m HORN_9120D_02114 VERTICAL : RBW:1000.000KHz VBW:0.010KHz SWT:Auto	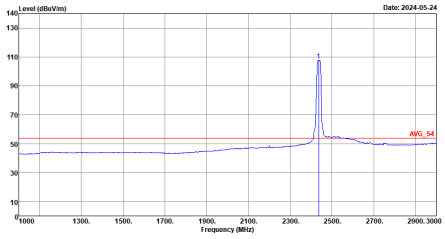 Site : 03CH12-HY Condition : AVG_54 3m HORN_9120D_02114 VERTICAL : RBW:1000.000KHz VBW:0.010KHz SWT:Auto

WIFI	2.4GHz 2400~2483.5MHz Band Edge @ 3m	
ANT	802.11n HT20 CH06 2437MHz - R	
1+2	Vertical	Fundamental
Peak	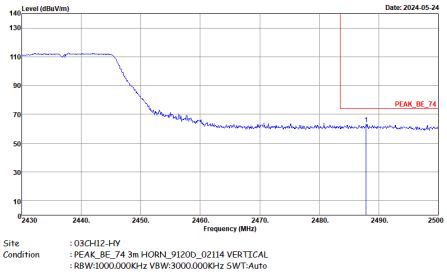	Left Blank
Avg.	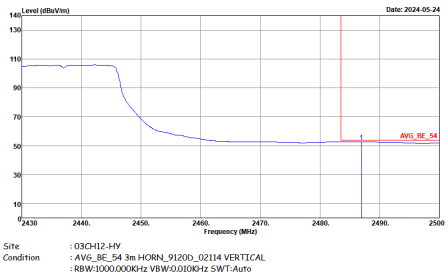	Left Blank

WIFI	2.4GHz 2400~2483.5MHz Band Edge @ 3m	
ANT	802.11n HT20 CH11 2462MHz	
1+2	Horizontal	Fundamental
Peak	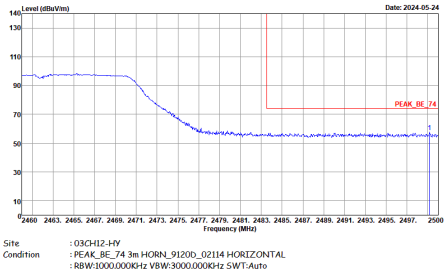	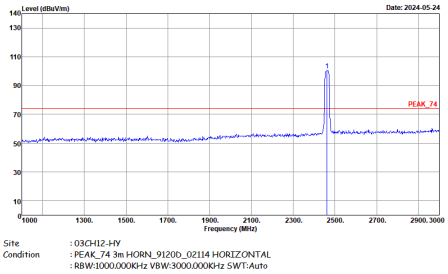
Avg.	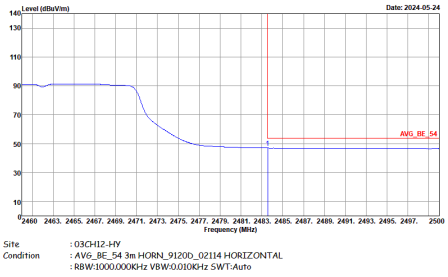	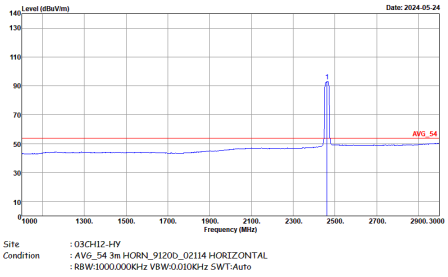

WIFI	2.4GHz 2400~2483.5MHz Fundamental @ 3m	
ANT	802.11n HT20 CH11 2462MHz	
1+2	Vertical	Fundamental
Peak	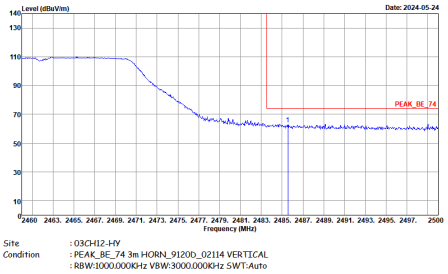	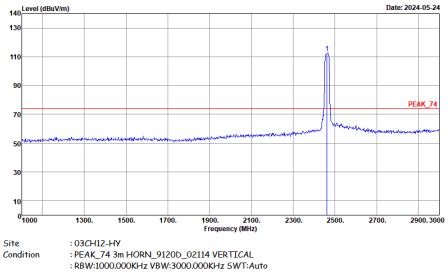
Avg.	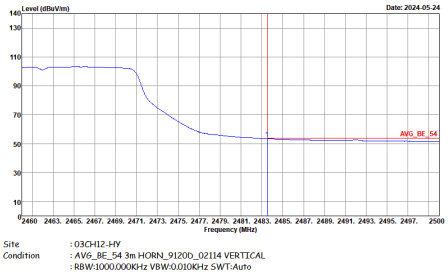	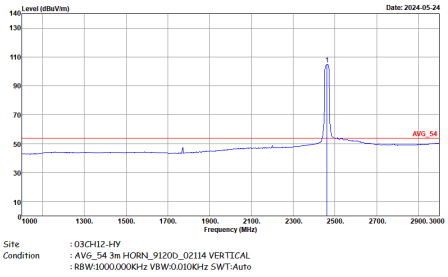

2.4GHz 2400~2483.5MHz

WIFI 802.11n HT40 (Band Edge @ 3m)

WIFI	2.4GHz 2400~2483.5MHz Band Edge @ 3m	
ANT	802.11n HT40 CH03 2422MHz - L	
1+2	Horizontal	Fundamental
Peak	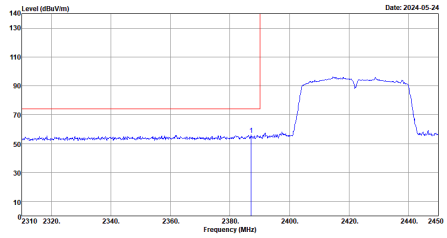 Site : 03CH12-HY Condition : PEAK_BE_74 3m HORN_9120D_02114 HORIZONTAL : RBW:1000.000KHz VBW:3000.000KHz SWT:Auto	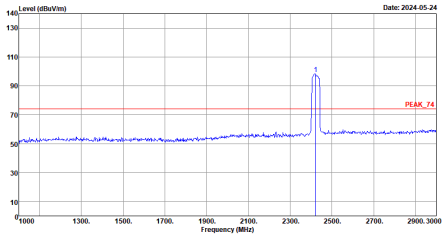 Site : 03CH12-HY Condition : PEAK_74 3m HORN_9120D_02114 HORIZONTAL : RBW:1000.000KHz VBW:3000.000KHz SWT:Auto
Avg.	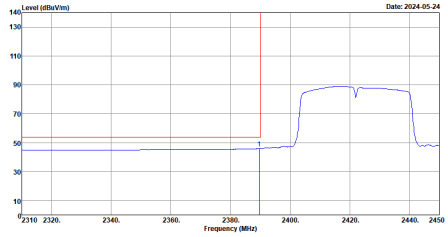 Site : 03CH12-HY Condition : AVG_BE_54 3m HORN_9120D_02114 HORIZONTAL : RBW:1000.000KHz VBW:0.010KHz SWT:Auto	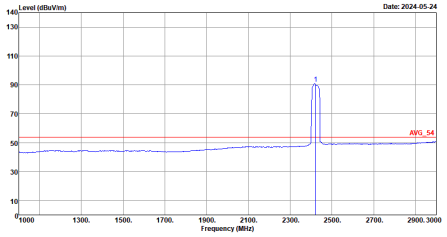 Site : 03CH12-HY Condition : AVG_54 3m HORN_9120D_02114 HORIZONTAL : RBW:1000.000KHz VBW:0.010KHz SWT:Auto

WIFI	2.4GHz 2400~2483.5MHz Band Edge @ 3m	
ANT	802.11n HT40 CH03 2422MHz - R	
1+2	Horizontal	Fundamental
Peak	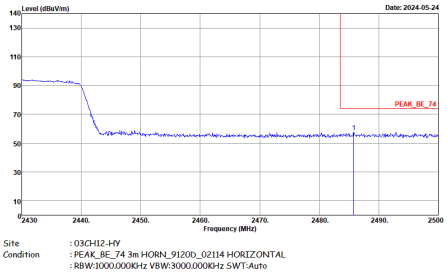	Left Blank
Avg.	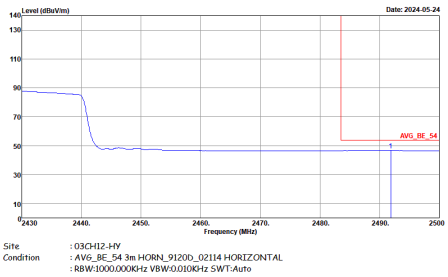	Left Blank

WIFI	2.4GHz 2400~2483.5MHz Band Edge @ 3m	
ANT	802.11n HT40 CH03 2422MHz - L	
1+2	Vertical	Fundamental
Peak	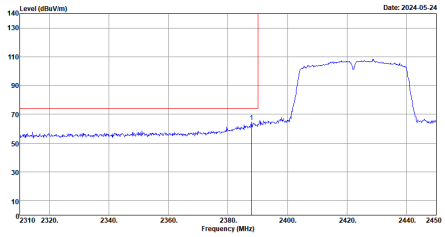 Site : 03CH12-HY Condition : PEAK_BE_74 3m HORN_9120D_02114 VERTICAL : RBW:1000.000KHz VBW:3000.000KHz SWT:Auto	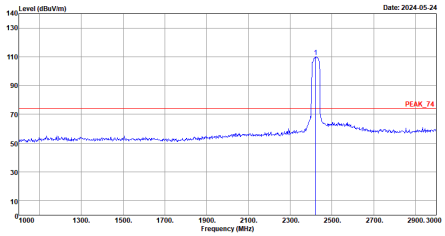 Site : 03CH12-HY Condition : PEAK_74 3m HORN_9120D_02114 VERTICAL : RBW:1000.000KHz VBW:3000.000KHz SWT:Auto
Avg.	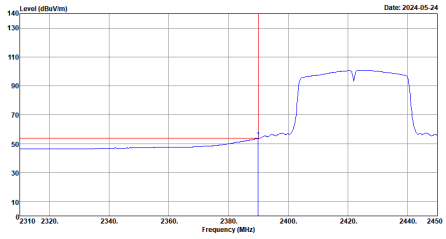 Site : 03CH12-HY Condition : AVG_BE_54 3m HORN_9120D_02114 VERTICAL : RBW:1000.000KHz VBW:0.010KHz SWT:Auto	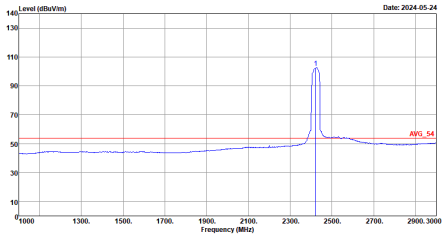 Site : 03CH12-HY Condition : AVG_54 3m HORN_9120D_02114 VERTICAL : RBW:1000.000KHz VBW:0.010KHz SWT:Auto

WIFI	2.4GHz 2400~2483.5MHz Band Edge @ 3m	
ANT	802.11n HT40 CH03 2422MHz - R	
1+2	Vertical	Fundamental
Peak	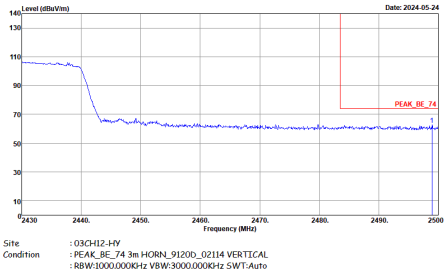	Left blank
Avg.	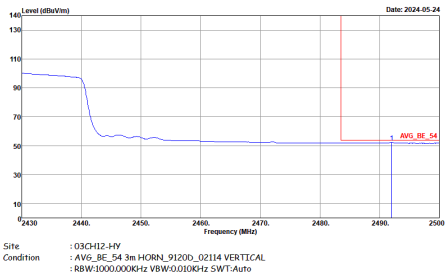	Left blank

WIFI	2.4GHz 2400~2483.5MHz Band Edge @ 3m	
ANT	802.11n HT40 CH06 2437MHz - L	
1+2	Horizontal	Fundamental
Peak	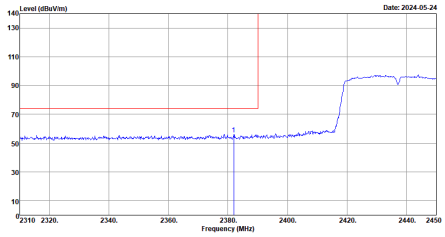	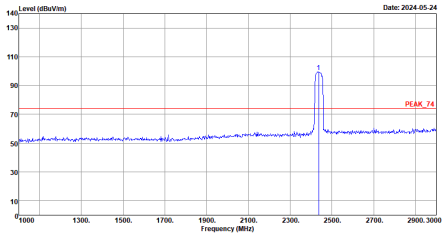
Avg.	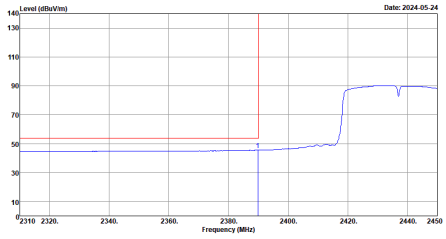	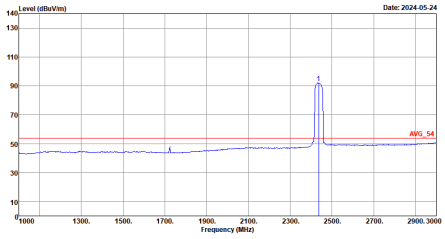

WIFI	2.4GHz 2400~2483.5MHz Band Edge @ 3m	
ANT	802.11n HT40 CH06 2437MHz - R	
1+2	Horizontal	Fundamental
Peak	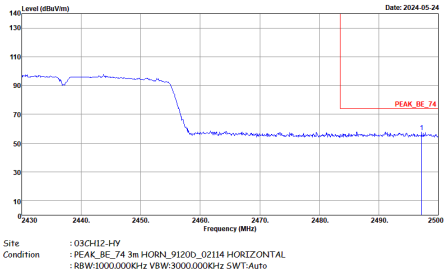	Left blank
Avg.	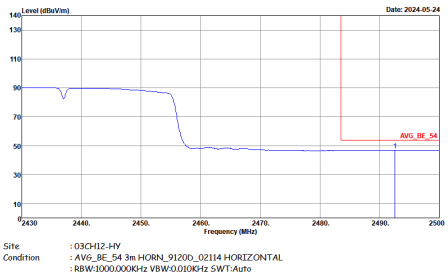	Left blank

WIFI	2.4GHz 2400~2483.5MHz Band Edge @ 3m	
ANT	802.11n HT40 CH06 2437MHz - L	
1+2	Vertical	Fundamental
Peak	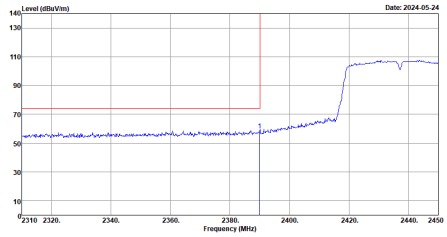 Site : 03CH12-HY Condition : PEAK_BE_74 3m HORN_9120D_02114 VERTICAL : RBW:1000.000KHz VBW:3000.000KHz SWT:Auto	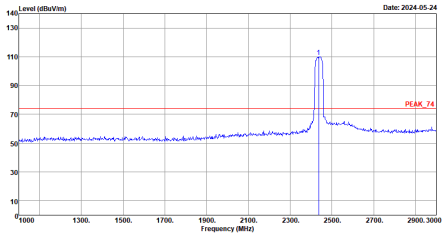 Site : 03CH12-HY Condition : PEAK_74 3m HORN_9120D_02114 VERTICAL : RBW:1000.000KHz VBW:3000.000KHz SWT:Auto
Avg.	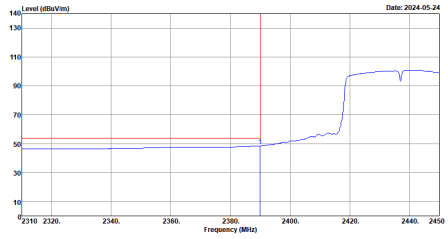 Site : 03CH12-HY Condition : AVG_BE_54 3m HORN_9120D_02114 VERTICAL : RBW:1000.000KHz VBW:0.010KHz SWT:Auto	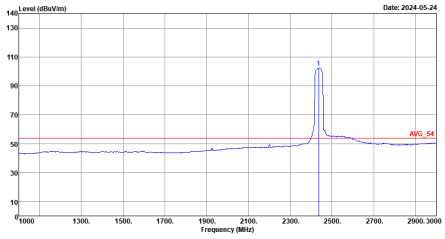 Site : 03CH12-HY Condition : AVG_54 3m HORN_9120D_02114 VERTICAL : RBW:1000.000KHz VBW:0.010KHz SWT:Auto

WIFI	2.4GHz 2400~2483.5MHz Band Edge @ 3m	
ANT	802.11n HT40 CH06 2437MHz - R	
1+2	Horizontal	Fundamental
Peak	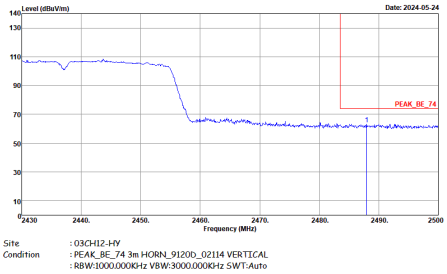	Left blank
Avg.	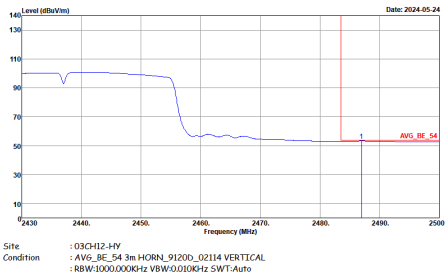	Left blank

WIFI	2.4GHz 2400~2483.5MHz Band Edge @ 3m	
ANT	802.11n HT40 CH09 2452MHz - L	
1+2	Horizontal	Fundamental
Peak	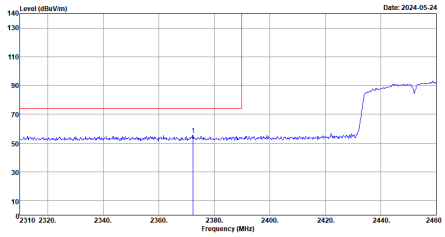 Site : 03CH12-HY Condition : PEAK_BE_74 3m HORN_9120D_02114 HORIZONTAL : RBW:1000.000KHz VBW:3000.000KHz SWT:Auto	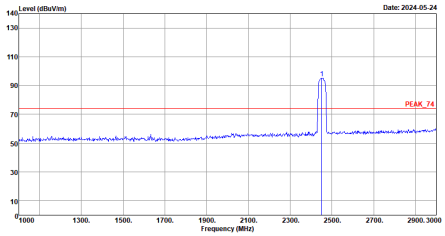 Site : 03CH12-HY Condition : PEAK_74 3m HORN_9120D_02114 HORIZONTAL : RBW:1000.000KHz VBW:3000.000KHz SWT:Auto
Avg.	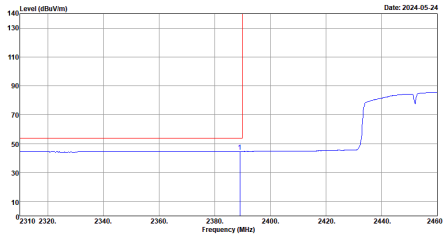 Site : 03CH12-HY Condition : AVG_BE_54 3m HORN_9120D_02114 HORIZONTAL : RBW:1000.000KHz VBW:0.010KHz SWT:Auto	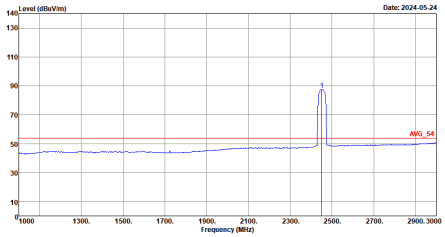 Site : 03CH12-HY Condition : AVG_54 3m HORN_9120D_02114 HORIZONTAL : RBW:1000.000KHz VBW:0.010KHz SWT:Auto

WIFI	2.4GHz 2400~2483.5MHz Band Edge @ 3m	
ANT	802.11n HT40 CH09 2452MHz - R	
1+2	Horizontal	Fundamental
Peak	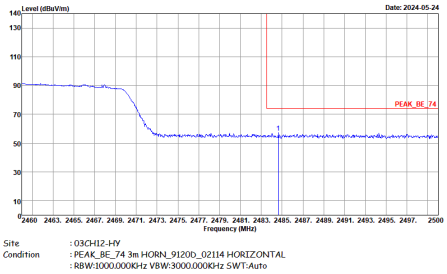	Left blank
Avg.	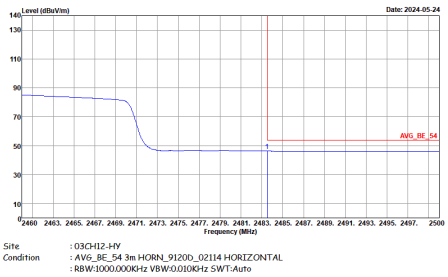	Left blank

WIFI	2.4GHz 2400~2483.5MHz Band Edge @ 3m	
ANT	802.11n HT40 CH09 2452MHz - L	
1+2	Vertical	Fundamental
Peak	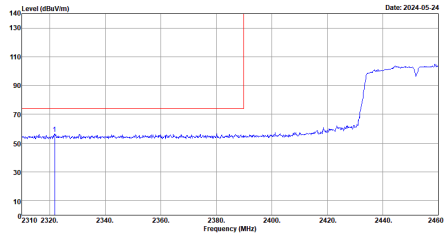 Site : 03CH12-HY Condition : PEAK_BE_74 3m HORN_9120D_02114 VERTICAL : RBW:1000.000KHz VBW:3000.000KHz SWT:Auto	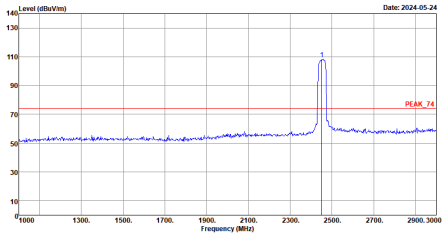 Site : 03CH12-HY Condition : PEAK_74 3m HORN_9120D_02114 VERTICAL : RBW:1000.000KHz VBW:3000.000KHz SWT:Auto
Avg.	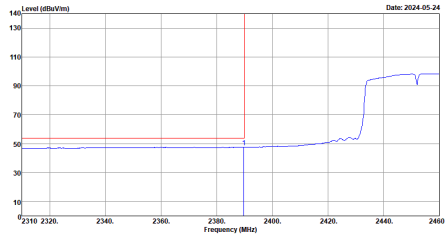 Site : 03CH12-HY Condition : AVG_BE_54 3m HORN_9120D_02114 VERTICAL : RBW:1000.000KHz VBW:0.010KHz SWT:Auto	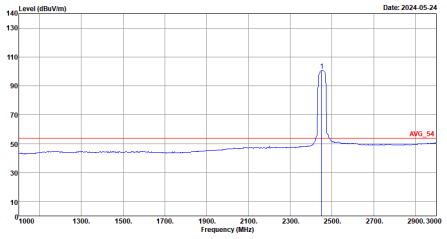 Site : 03CH12-HY Condition : AVG_54 3m HORN_9120D_02114 VERTICAL : RBW:1000.000KHz VBW:0.010KHz SWT:Auto

WIFI	2.4GHz 2400~2483.5MHz Band Edge @ 3m	
ANT	802.11n HT40 CH09 2452MHz - R	
1+2	Vertical	Fundamental
Peak	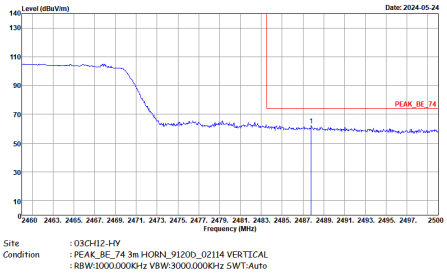	Left blank
Avg.	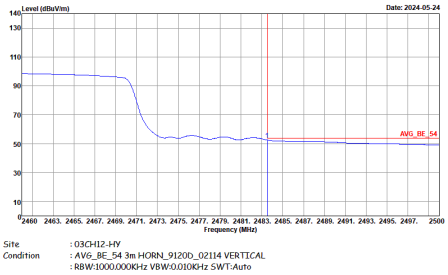	Left blank

2.4GHz 2400~2483.5MHz

WIFI 802.11n HT20 (Harmonic @ 3m)

WIFI	2.4GHz 2400~2483.5MHz Harmonic @ 3m	
ANT	802.11n HT20 CH01 2412MHz	
1+2	Horizontal	Vertical
Peak Avg.	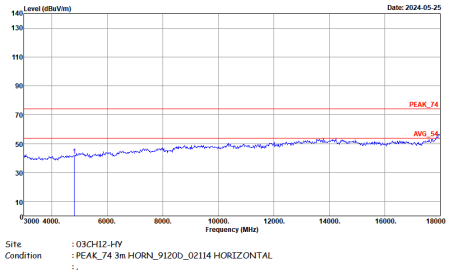	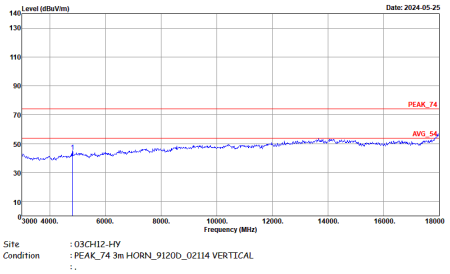

WIFI	2.4GHz 2400~2483.5MHz Harmonic @ 3m	
ANT	802.11n HT20 CH01 2412MHz	
1+2	Horizontal	Vertical
14.47G ~14.5G Avg.	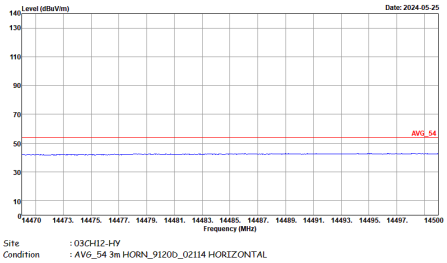	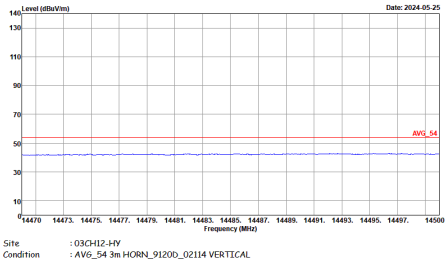
17.7G ~18G Avg	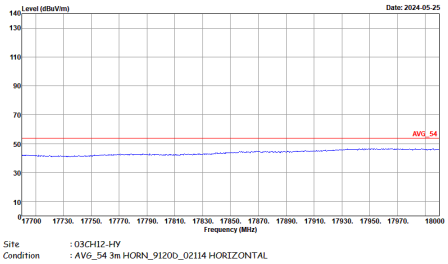	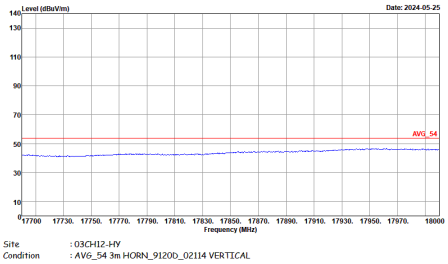

WIFI	2.4GHz 2400~2483.5MHz Harmonic @ 3m	
ANT	802.11n HT20 CH06 2437MHz	
1+2	Horizontal	Vertical
Peak Avg.	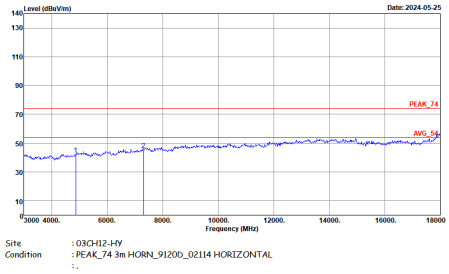	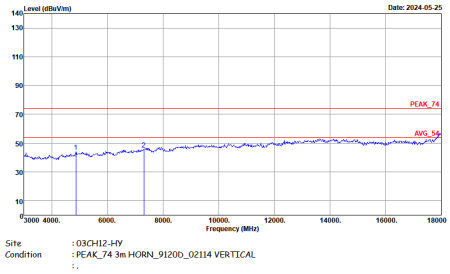

WIFI	2.4GHz 2400~2483.5MHz Harmonic @ 3m	
ANT	802.11n HT20 CH06 2437MHz	
1+2	Horizontal	Vertical
14.47G ~14.5G Avg.	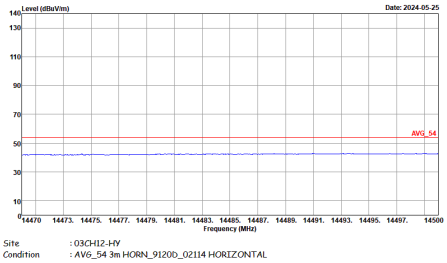	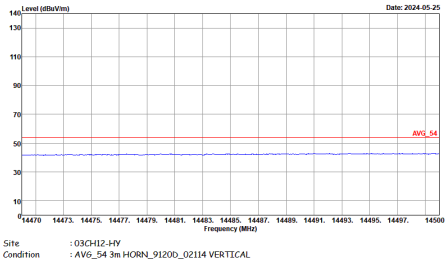
17.7G ~18G Avg	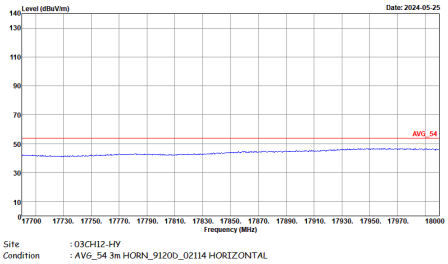	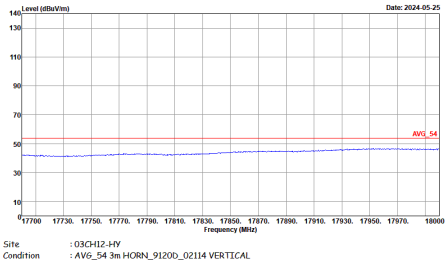

WIFI	2.4GHz 2400~2483.5MHz Harmonic @ 3m	
ANT	802.11n HT20 CH11 2462MHz	
1+2	Horizontal	Vertical
Peak Avg.	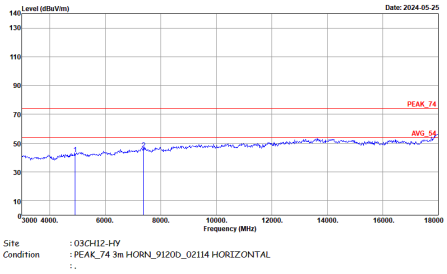	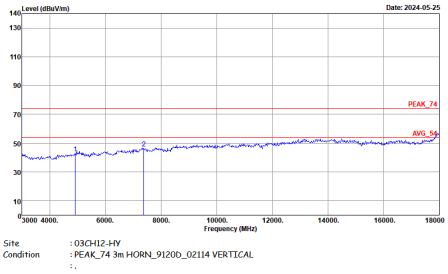

WIFI	2.4GHz 2400~2483.5MHz Harmonic @ 3m	
ANT	802.11n HT20 CH11 2462MHz	
1+2	Horizontal	Vertical
14.47G ~14.5G Avg.	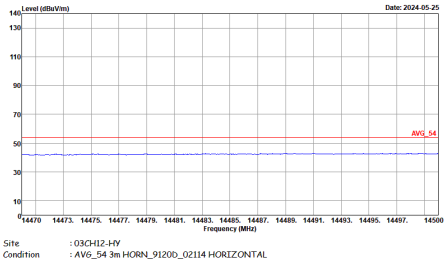	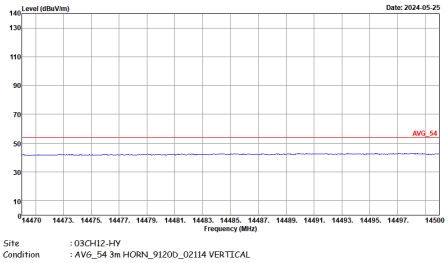
17.7G ~18G Avg	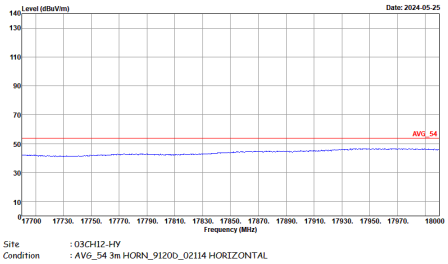	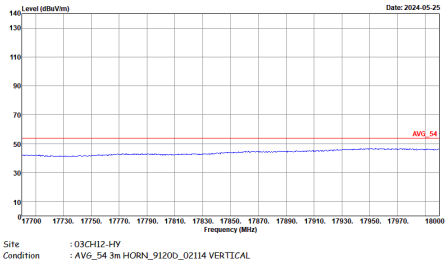

2.4GHz 2400~2483.5MHz

WIFI 802.11n HT40 (Harmonic @ 3m)

WIFI	2.4GHz 2400~2483.5MHz Harmonic @ 3m	
ANT	802.11n HT40 CH03 2422MHz	
1+2	Horizontal	Vertical
Peak Avg.	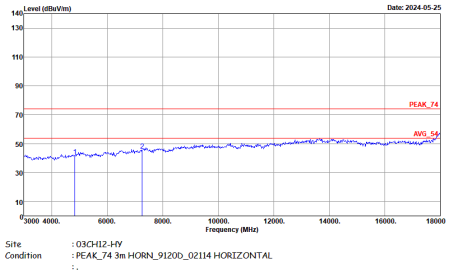	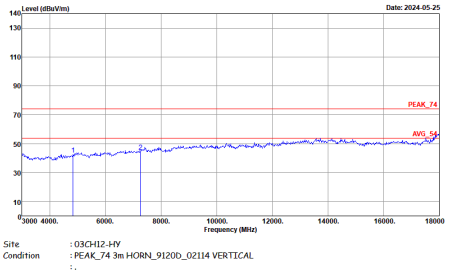

WIFI	2.4GHz 2400~2483.5MHz Harmonic @ 3m	
ANT	802.11n HT40 CH03 2422MHz	
1+2	Horizontal	Vertical
14.47G ~14.5G Avg.	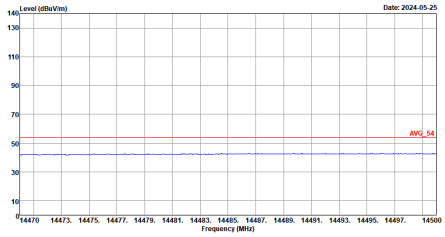 Site : 03CH12-HY Condition : AVG_54 3m HORN_9120D_02114 HORIZONTAL : .	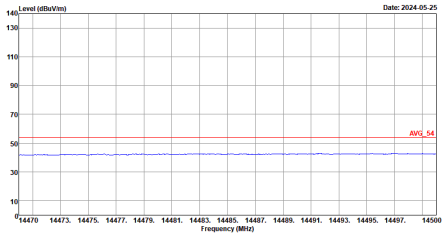 Site : 03CH12-HY Condition : AVG_54 3m HORN_9120D_02114 VERTICAL : .
17.7G ~18G Avg	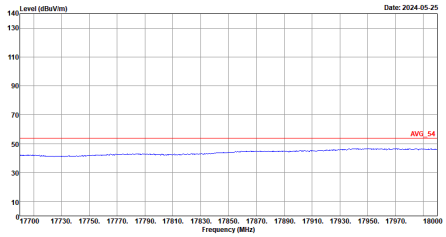 Site : 03CH12-HY Condition : AVG_54 3m HORN_9120D_02114 HORIZONTAL : .	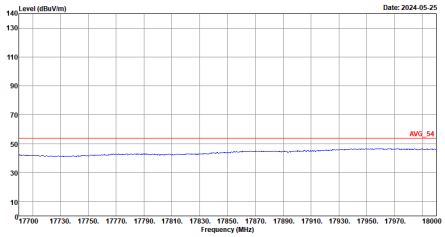 Site : 03CH12-HY Condition : AVG_54 3m HORN_9120D_02114 VERTICAL : .

WIFI	2.4GHz 2400~2483.5MHz Harmonic @ 3m	
ANT	802.11n HT40 CH06 2437MHz	
1+2	Horizontal	Vertical
Peak Avg.	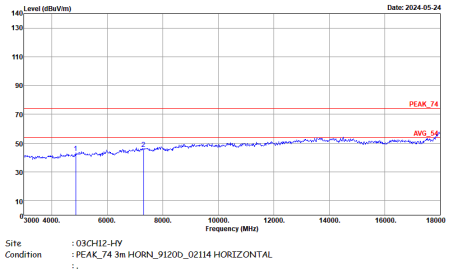	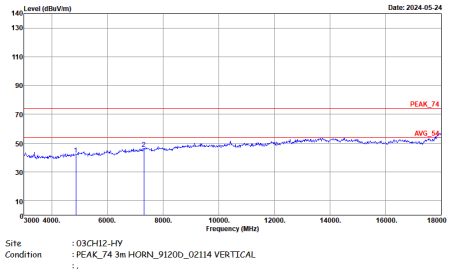

WIFI	2.4GHz 2400~2483.5MHz Harmonic @ 3m	
ANT	802.11n HT40 CH06 2437MHz	
1+2	Horizontal	Vertical
14.47G ~14.5G Avg.	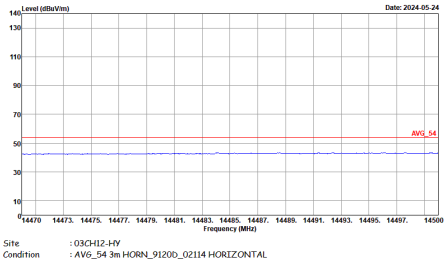	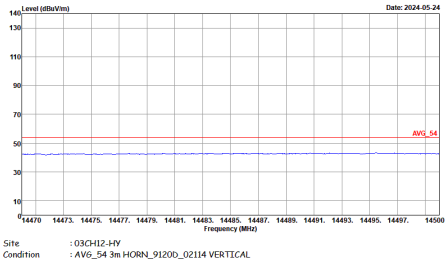
17.7G ~18G Avg	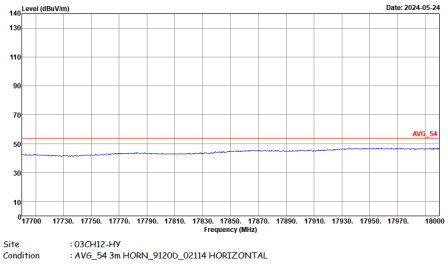	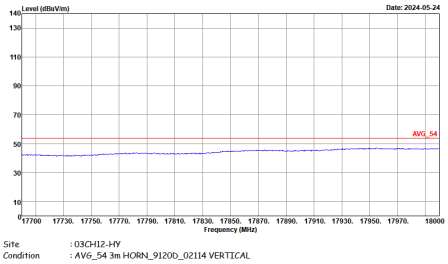

WIFI	2.4GHz 2400~2483.5MHz Harmonic @ 3m	
ANT	802.11n HT40 CH09 2452MHz	
1+2	Horizontal	Vertical
Peak Avg.	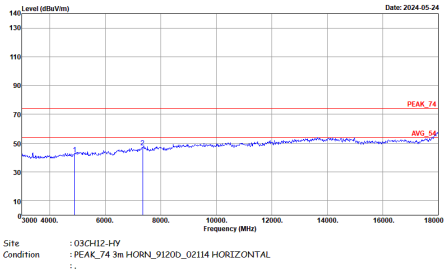	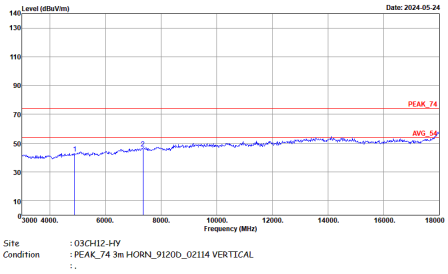

WIFI	2.4GHz 2400~2483.5MHz Harmonic @ 3m	
ANT	802.11n HT40 CH09 2452MHz	
1+2	Horizontal	Vertical
14.47G ~14.5G Avg.	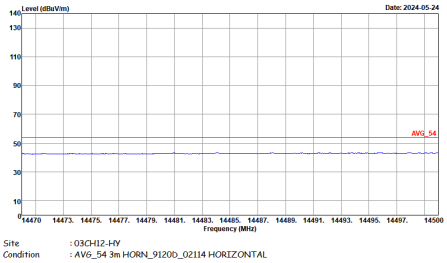	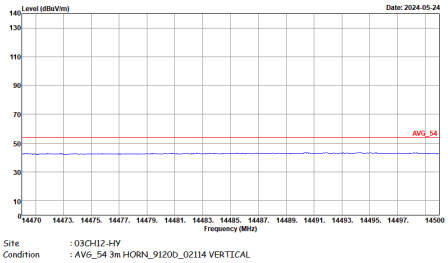
17.7G ~18G Avg	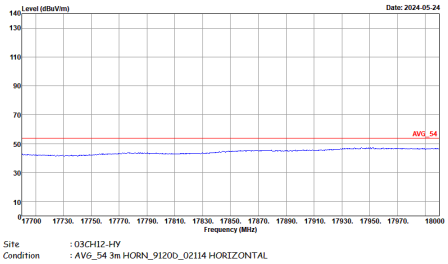	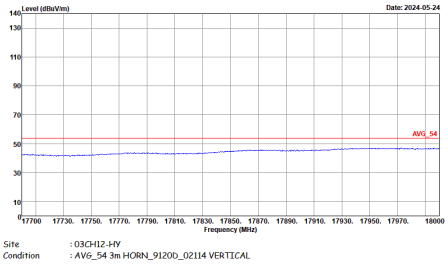

Emission above 18GHz

2.4GHz WIFI 802.11n HT40 (SHF @ 1m)

WIFI	2.4GHz 2400~2483.5MHz	
ANT	802.11n HT40 SHF	
1+2	Horizontal	Vertical
Peak Avg.	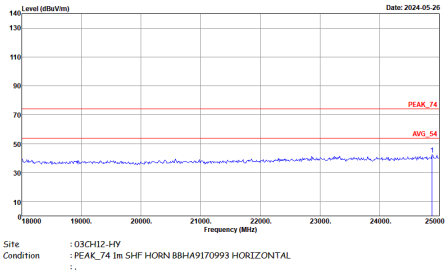	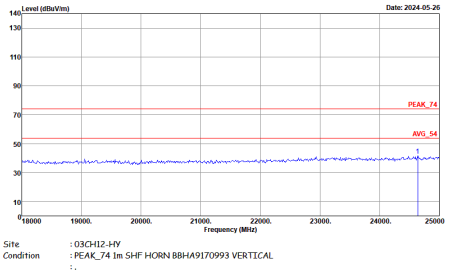

Emission below 1GHz

2.4GHz WIFI 802.11n HT40 (LF)

WIFI	2.4GHz 2400~2483.5MHz	
ANT	802.11n HT40 LF	
1+2	Horizontal	Vertical
QP / Peak	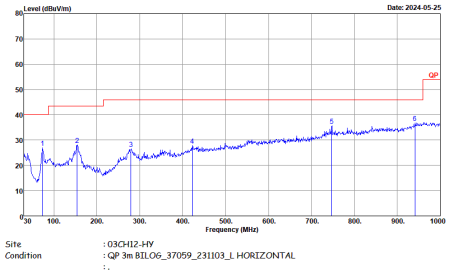	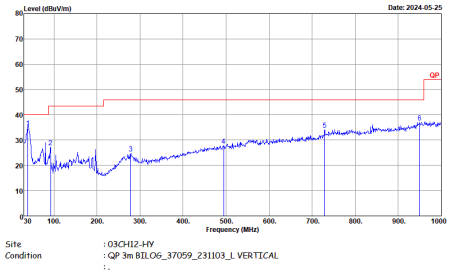

Appendix E. Duty Cycle Plots

SISO<Ant.1>

Band	Duty Cycle(%)	T(us)	1/T(kHz)	VBW Setting
802.11b	100.00	-	-	10Hz
802.11g	100.00	-	-	10Hz

802.11b

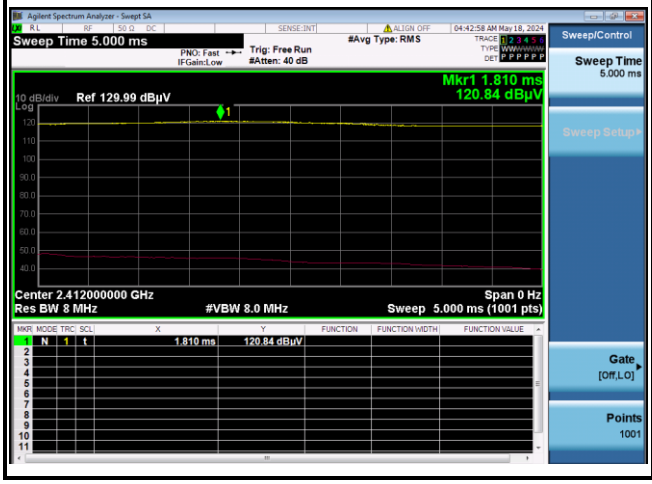

802.11g

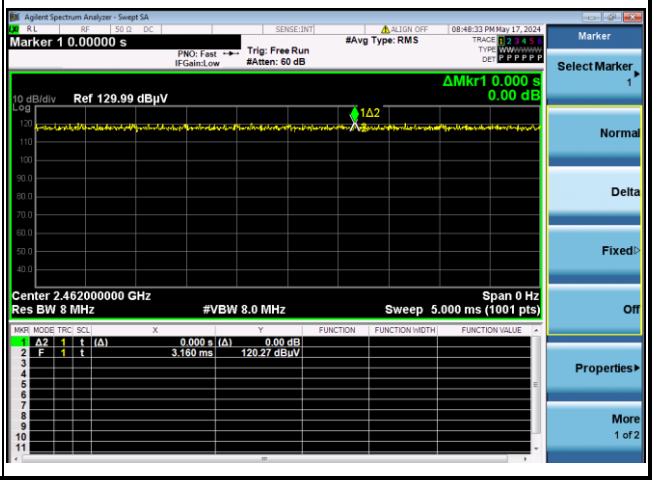

SISO<Ant.2>

Band	Duty Cycle(%)	T(us)	1/T(kHz)	VBW Setting
802.11b	100.00	-	-	10Hz
802.11g	100.00	-	-	10Hz

802.11b

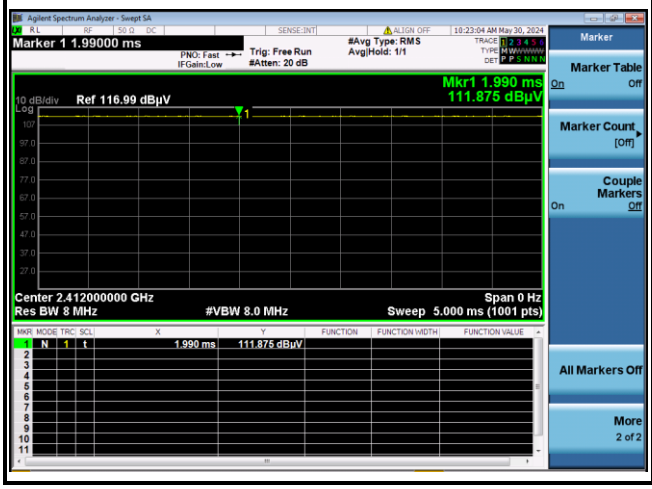

802.11g

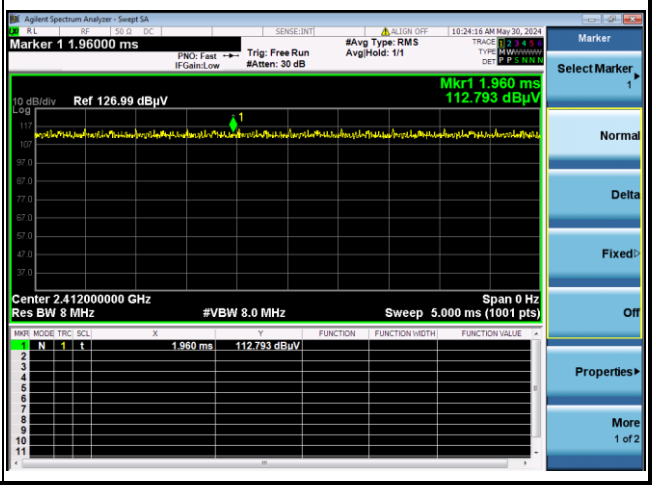

MIMO<Ant.1+2>

Antenna	Band	Duty Cycle(%)	T(us)	1/T(kHz)	VBW Setting
1+2	2.4GHz 802.11n HT20	100.00	-	-	10Hz
1+2	2.4GHz 802.11n HT40	100.00	-	-	10Hz

MIMO<Ant.1+2>
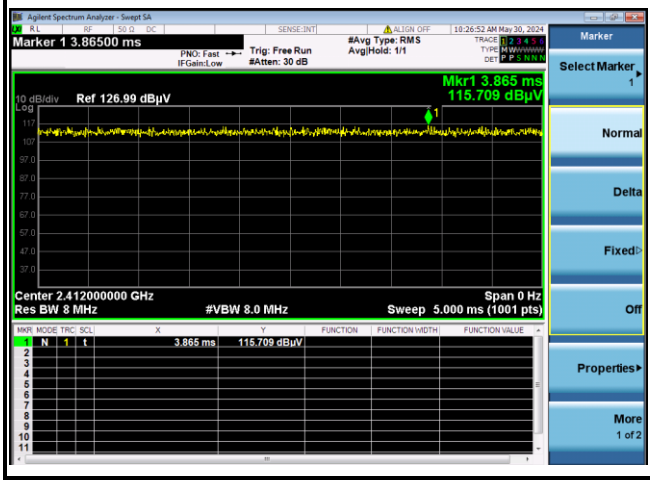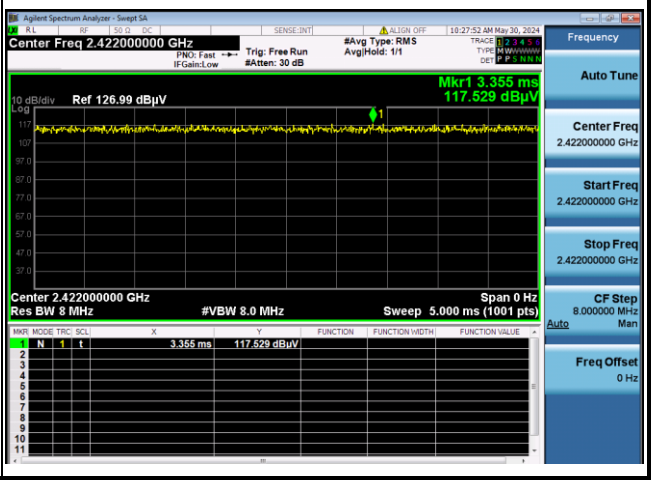
2.4GHz 802.11n HT20	2.4GHz 802.11n HT40