magicsee

IRON

Operation manual

Basic Setups

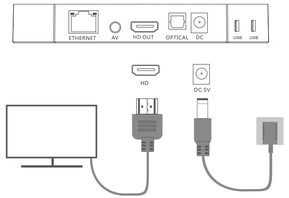

Setp1. Connet HDMI TO TV

Step2. Connet to power adapter

Starting device

After the device is started, the MS UI interface will be shown on TV.

Connecting to Internet

Wi-Fi

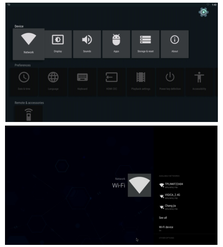

If you need to connect a new network, you will be prompted to connect to the Internet , To connect Wi-Fi SSID.
1. Select Wi-Fi.
2. Select your network.
3. Input network password.
4. Click finish to connection.
After you will complete the connection.

Ethernet

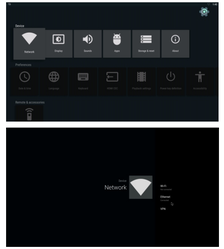

To connect to the Internet via Ethernet:
1. Select Ethernet.
2. Plug in the Ethernet cable the device.
3. The device will automatically detect it.
After you will complete the connection.

Set up WLAN hotspot

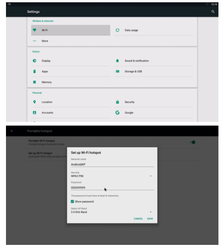

To set up WLAN hotspot with your device:
1. From the homepage, Click on Settings, then on Other, then on More settings, then Portable Hotspot, and select "Portable Wi-Fi Hotspot."
2. Select "Set up Wi-Fi hotspot" and create Network SSID, Security and password.
3. To access device hotspot on other devices, select the Network SSID you modified and enter the password.

Language Settings

Packing List

TV Box *1
Remote control *1
HDMI cable *1
Operation manual *1
Power adapter *1
Gift box *1

www.magicsee.cc

FCC Warning

This device complies with Part 15 of the FCC Rules. Operation is subject to the following two conditions:
(1) This device may not cause harmful interference, and (2) this device must accept any interference received, including interference that may cause undesired operation.

NOTE 1: This equipment has been tested and found to comply with the limits for a Class B digital device, pursuant to part 15 of the FCC Rules. These limits are designed to provide reasonable protection against harmful interference in a residential installation. This equipment generates, uses and can radiate radio frequency energy and, if not installed and used in accordance with the instructions, may cause harmful interference to radio communications. However, there is no guarantee that interference will not occur in a particular installation. If this equipment does cause harmful interference to radio or television reception, which can be determined by turning the equipment off and on, the user is encouraged to try to correct the interference by one or more of the following measures:
- Reorient or relocate the receiving antenna.
- Increase the separation between the equipment and receiver.
-Connect the equipment into an outlet on a circuit different from that to which the receiver is connected.
-Consult the dealer or an experienced radio/TV technician for help.

NOTE 2: Any changes or modifications to this unit not expressly approved by the party responsible for compliance could void the user's authority to operate the equipment.

To maintain compliance with FCC RF exposure requirements, use accessories that maintain a 20cm separation distance between the user's body.