CH Hig:

IEEE 802.11g :
CH Low

CH Mid:

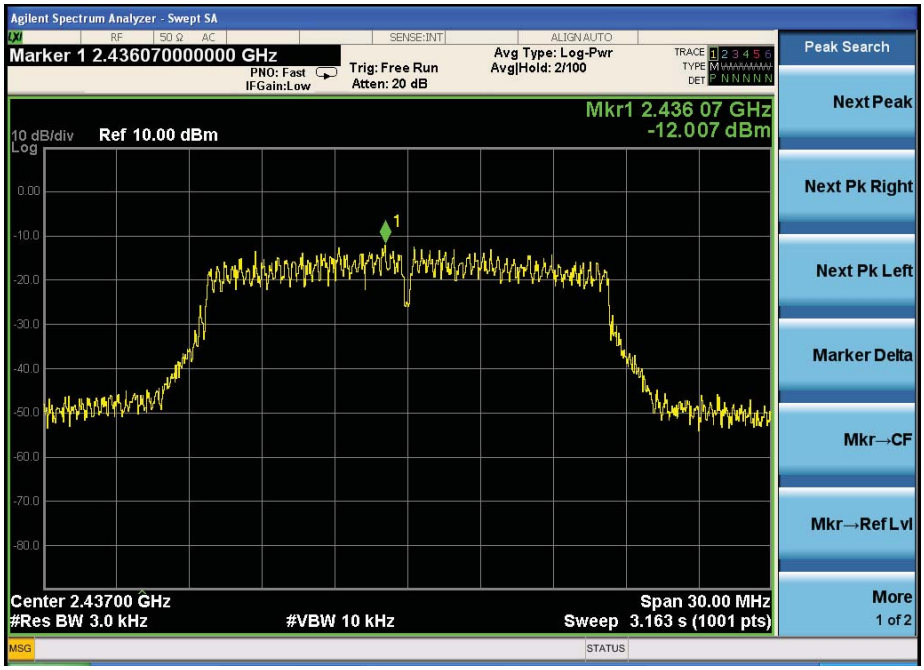
Agilent Spectrum Analyzer - Swept SA
Marker 1 2.436070000000 GHz
PNO: Fast
IFGain:Low
Trig: Free Run
Atten: 20 dB
Avg Type: Log-Pwr
Avg|Hold: 2/100
Mkr1 2.436 07 GHz
-12.007 dBm
10 dB/div
Ref 10.00 dBm
Center 2.43700 GHz
#Res BW 3.0 kHz
#VBW 10 kHz
Span 30.00 MHz
Sweep 3.163 s (1001 pts)
Peak Search
Next Peak
Next Pk Right
Next Pk Left
Marker Delta
Mkr→CF
Mkr→Ref Lvl
More
1 of 2

CH Hig:

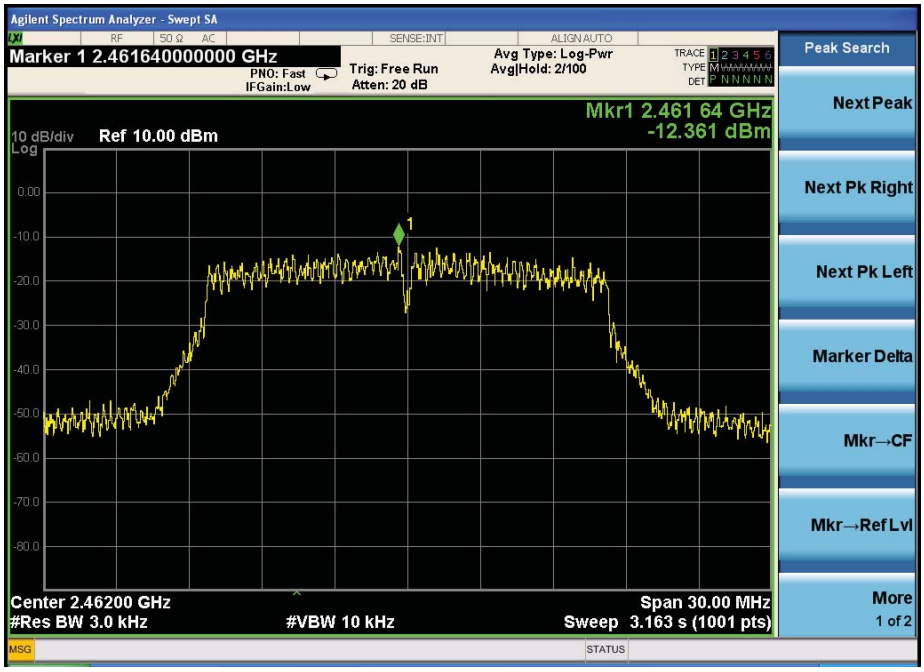
Agilent Spectrum Analyzer - Swept SA
Marker 1 2.461640000000 GHz
PNO: Fast
IFGain:Low
Trig: Free Run
Atten: 20 dB
Avg Type: Log-Pwr
Avg|Hold: 2/100
Mkr1 2.461 64 GHz
-12.361 dBm
10 dB/div
Ref 10.00 dBm
Center 2.46200 GHz
#Res BW 3.0 kHz
#VBW 10 kHz
Span 30.00 MHz
Sweep 3.163 s (1001 pts)
Peak Search
Next Peak
Next Pk Right
Next Pk Left
Marker Delta
Mkr→CF
Mkr→Ref Lvl
More
1 of 2

IEEE 802.11n HT20 :

CH Low :

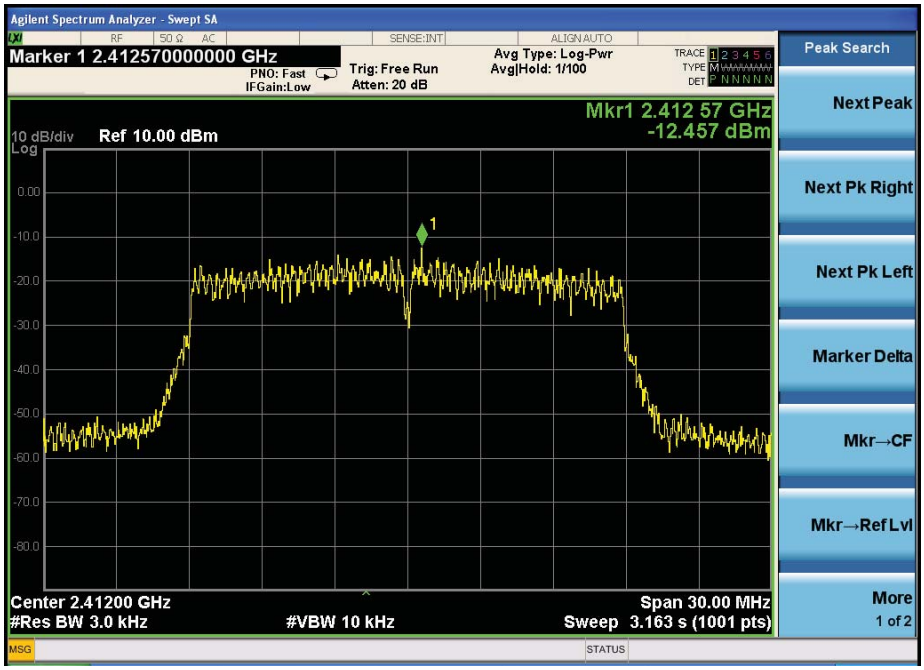

CH Mid:

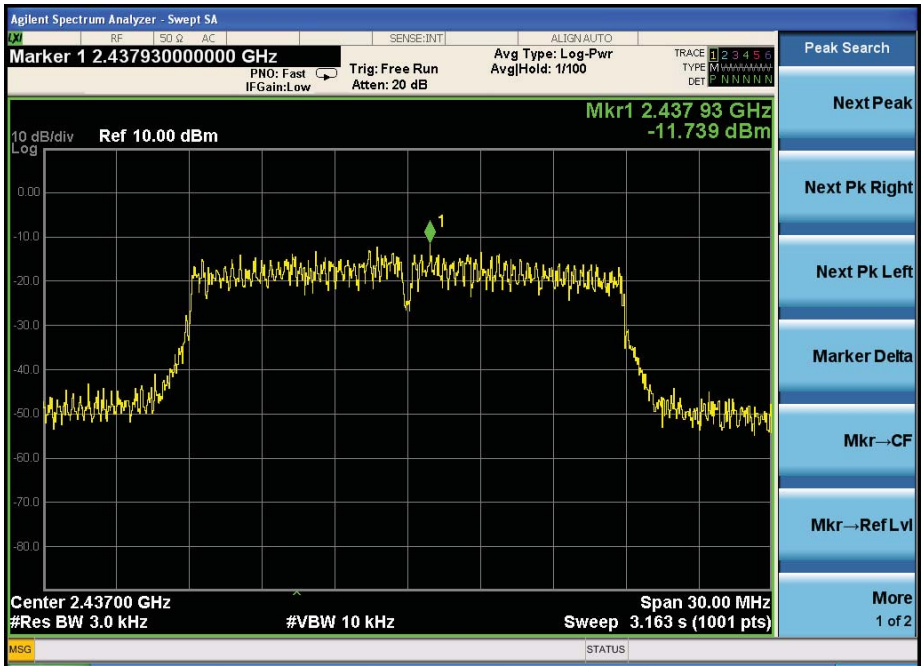

CH Hig:

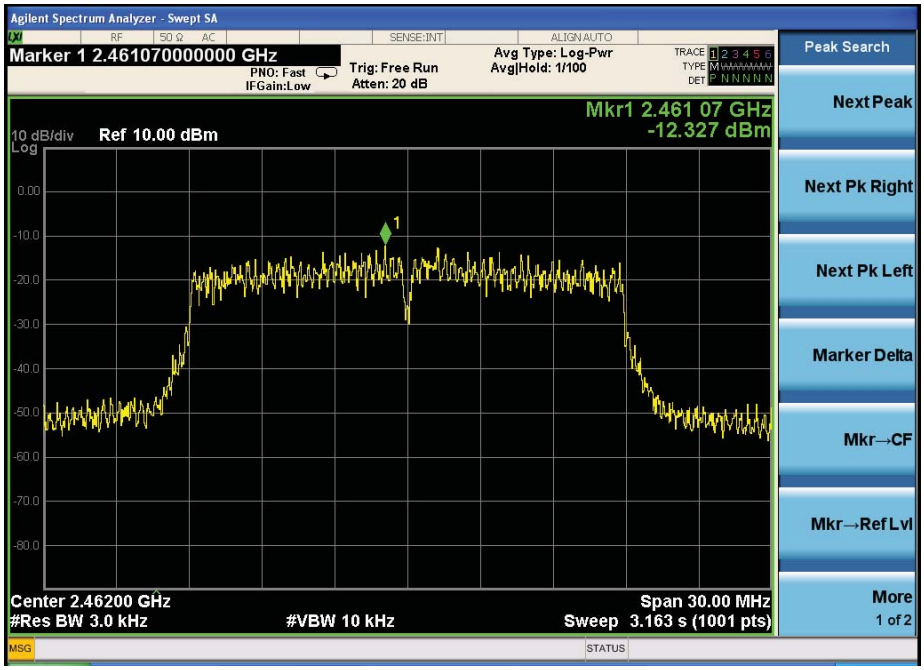

IEEE 802.11n HT40 :

CH Low :

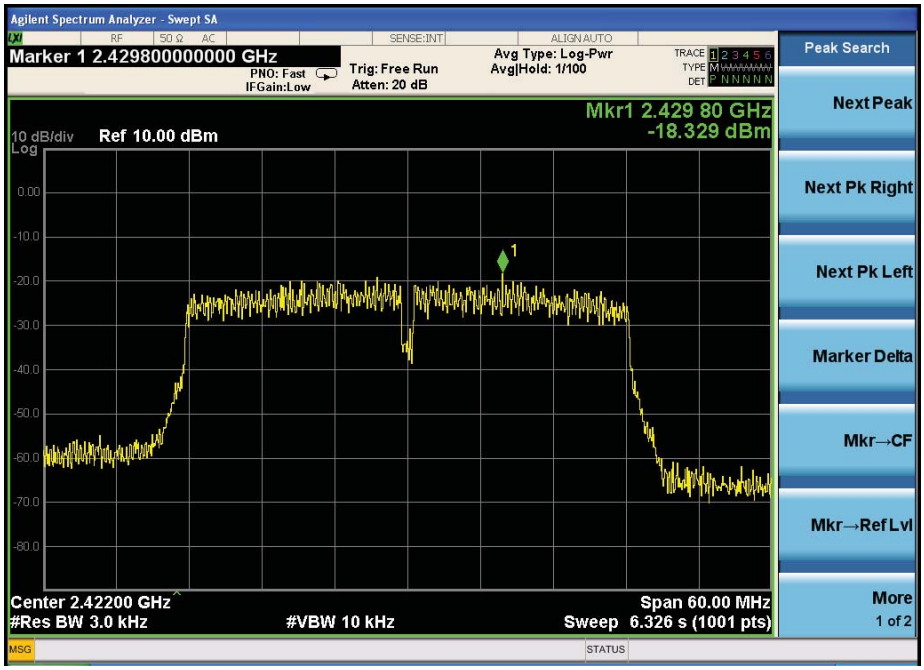

CH Mid:

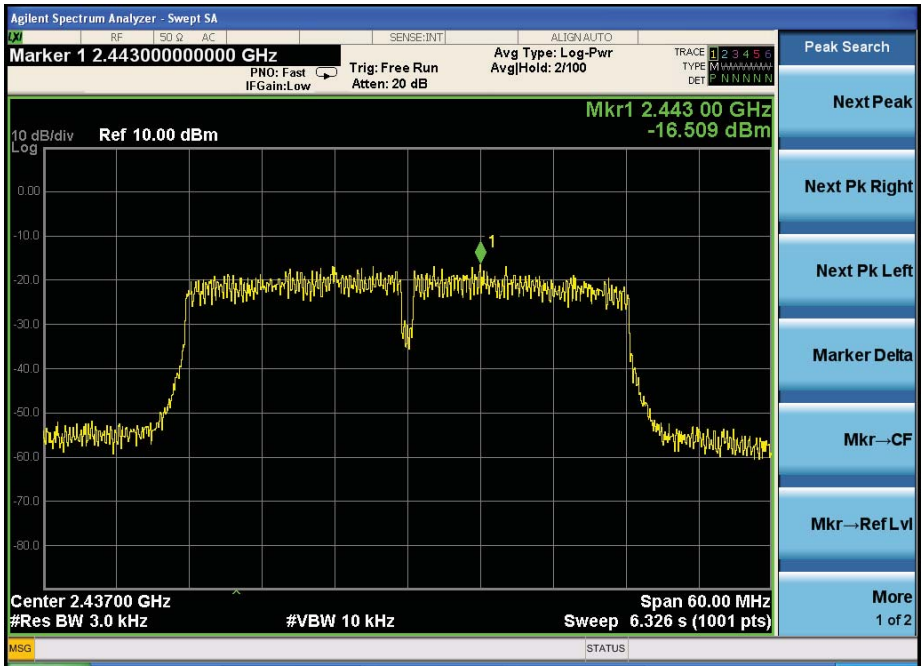
Agilent Spectrum Analyzer - Swept SA
Marker 1 2.443000000000 GHz
PNO: Fast
IFGain:Low
Trig: Free Run
Atten: 20 dB
Avg Type: Log-Pwr
Avg|Hold: 2/100
Mkr1 2.443 00 GHz
-16.509 dBm
10 dB/div
Ref 10.00 dBm
Center 2.43700 GHz
#Res BW 3.0 kHz
#VBW 10 kHz
Span 60.00 MHz
Sweep 6.326 s (1001 pts)
Peak Search
Next Peak
Next Pk Right
Next Pk Left
Marker Delta
Mkr→CF
Mkr→Ref Lvl
More
1 of 2

CH Hig:

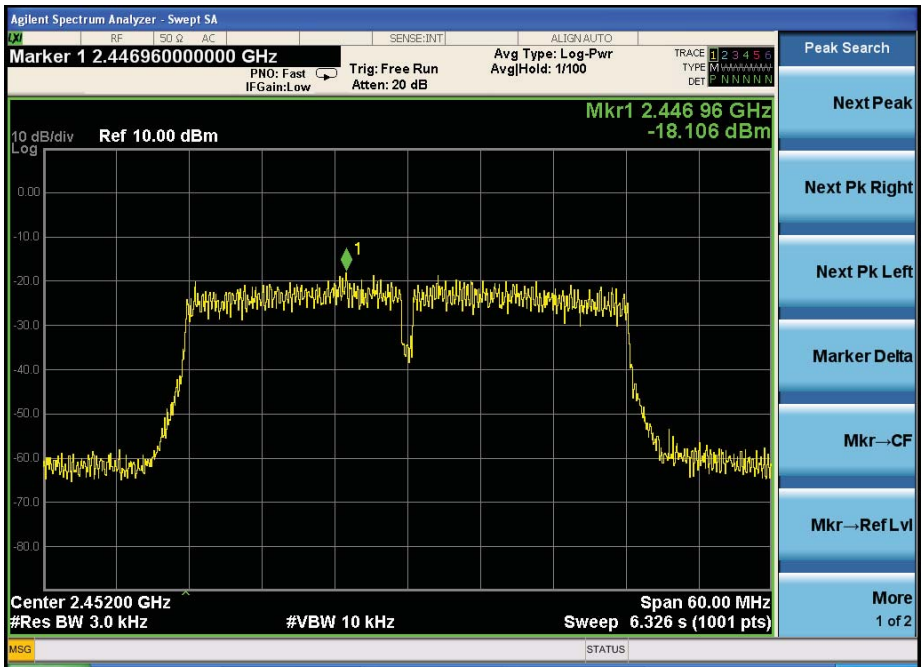
Agilent Spectrum Analyzer - Swept SA
Marker 1 2.446960000000 GHz
PNO: Fast
IFGain:Low
Trig: Free Run
Atten: 20 dB
Avg Type: Log-Pwr
Avg|Hold: 1/100
Mkr1 2.446 96 GHz
-18.106 dBm
10 dB/div
Ref 10.00 dBm
Center 2.45200 GHz
#Res BW 3.0 kHz
#VBW 10 kHz
Span 60.00 MHz
Sweep 6.326 s (1001 pts)
Peak Search
Next Peak
Next Pk Right
Next Pk Left
Marker Delta
Mkr→CF
Mkr→Ref Lvl
More
1 of 2

9 Bandwidth

9.1 Test limit

Please refer sectionRSS-247 & 15.247

For direct sequence systems, the minimum 6dB bandwidth shall be at least 500 kHz.

9.2 Method of measurement

Details see the KDB558074 D01 Meas Guidance

a) Measure the maximum width of the emission that is constrained by the frequencies associated with the two outermost amplitude points (upper and lower frequencies) that are attenuated by 6 dB relative to the maximum level measured in the fundamental emission.

b) The test receiver set RBW = 100KHz, VBW≥3RBW, Peak detector, Sweep time set auto, detail see the test plot.

9.3 Test Setup

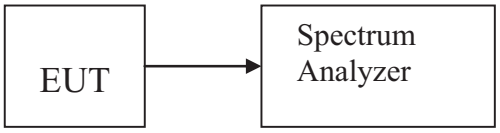

9.4 Test Results

PASS.

Antenna 0 and Antenna 1port all have been tested ,

only worse case is reported

Detailed information please see the following page.

Channel	Frequency (MHz)	6dB Bandwidth (MHz)	99% Occupied Bandwidth (MHz)	Limit (MHz)	Result
IEEE 802.11b:					
Low	2412	10.05	/	0.5	PASS
Mid	2437	9.822	/	0.5	PASS
High	2462	9.587	/	0.5	PASS
IEEE 802.11g					
Low	2412	16.39	/	0.5	PASS
Mid	2437	16.38	/	0.5	PASS
High	2462	16.36	/	0.5	PASS
IEEE 802.11n/HT20:					
Low	2412	17.61	/	0.5	PASS
Mid	2437	17.62	/	0.5	PASS
High	2462	17.60	/	0.5	PASS
IEEE 802.11n/HT40:					
Low	2422	36.36	/	0.5	PASS
Mid	2437	36.27	/	0.5	PASS
High	2452	36.32	/	0.5	PASS

IEEE 802.11b:

CH Low :

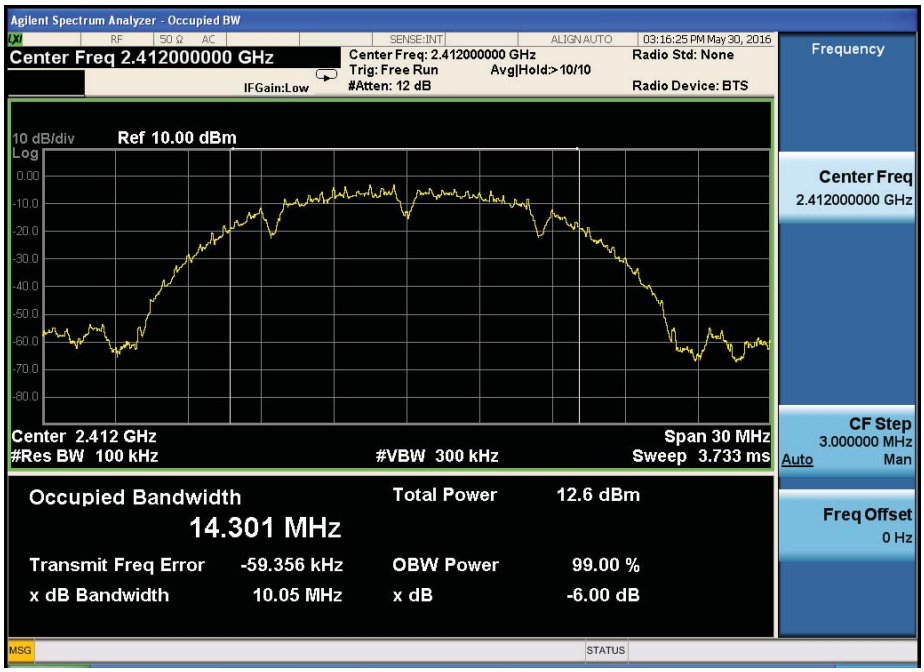

CH Mid :

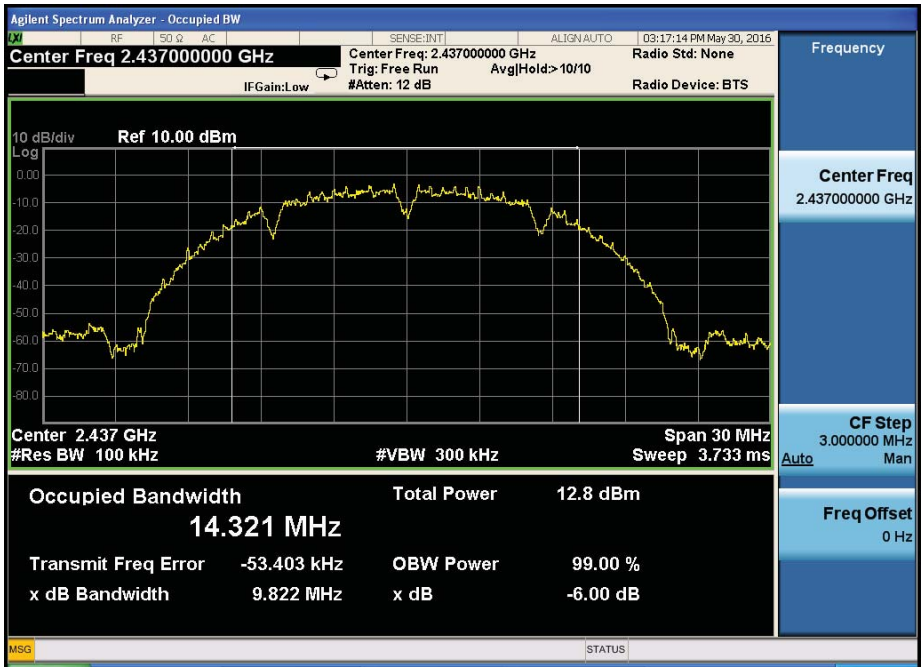

CH High :

IEEE 802.11g:

CH Low :

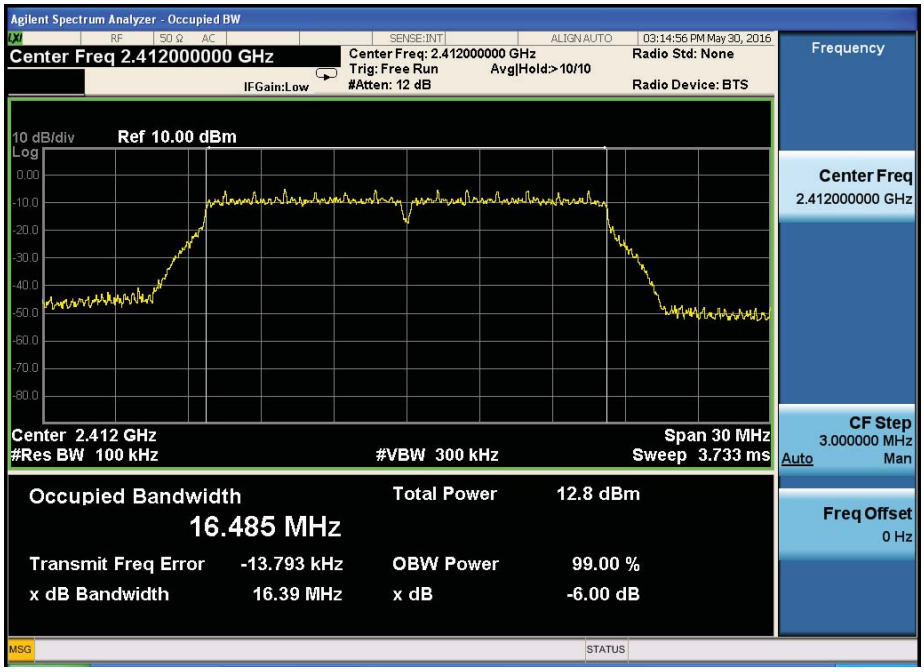

CH Mid:

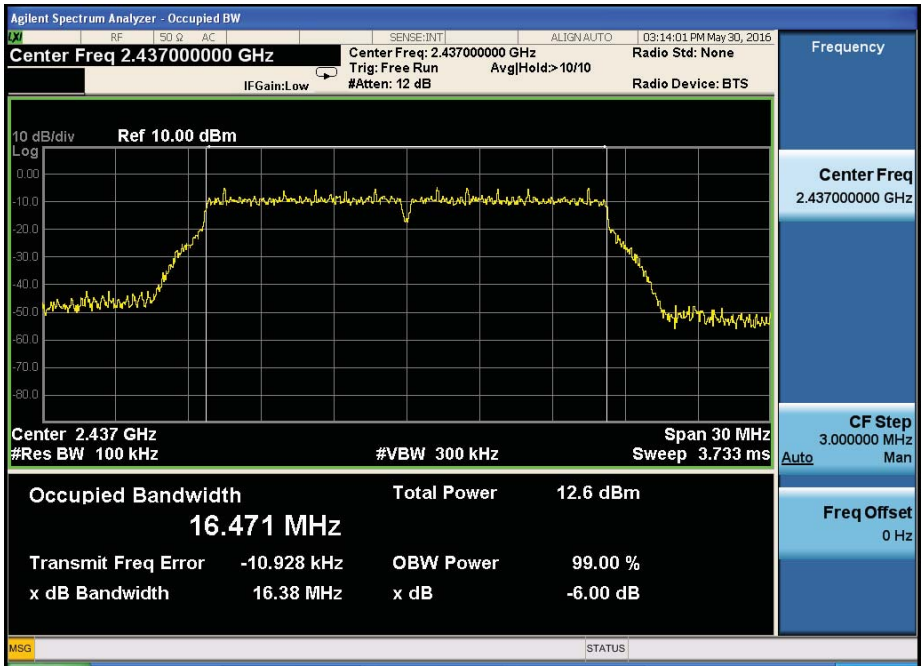
Agilent Spectrum Analyzer - Occupied BW
RF 50 Ω AC
SENSE:INT
ALIGN AUTO
03:14:01 PM May 30, 2016
Center Freq 2.437000000 GHz
Center Freq: 2.437000000 GHz
Trig: Free Run
Avg|Hold:>10/10
#Atten: 12 dB
IFGain:Low
Radio Std: None
Radio Device: BTS
Frequency
10 dB/div
Ref 10.00 dBm
Log
0.00
-10.0
-20.0
-30.0
-40.0
-50.0
-60.0
-70.0
-80.0
Center 2.437 GHz
#Res BW 100 kHz
#VBW 300 kHz
Span 30 MHz
Sweep 3.733 ms
Center Freq
2.437000000 GHz
CF Step
3.000000 MHz
Auto
Man
Occupied Bandwidth
16.471 MHz
Total Power
12.6 dBm
Transmit Freq Error
-10.928 kHz
OBW Power
99.00 %
x dB Bandwidth
16.38 MHz
x dB
-6.00 dB
Freq Offset
0 Hz
MSG
STATUS

CH Hig:

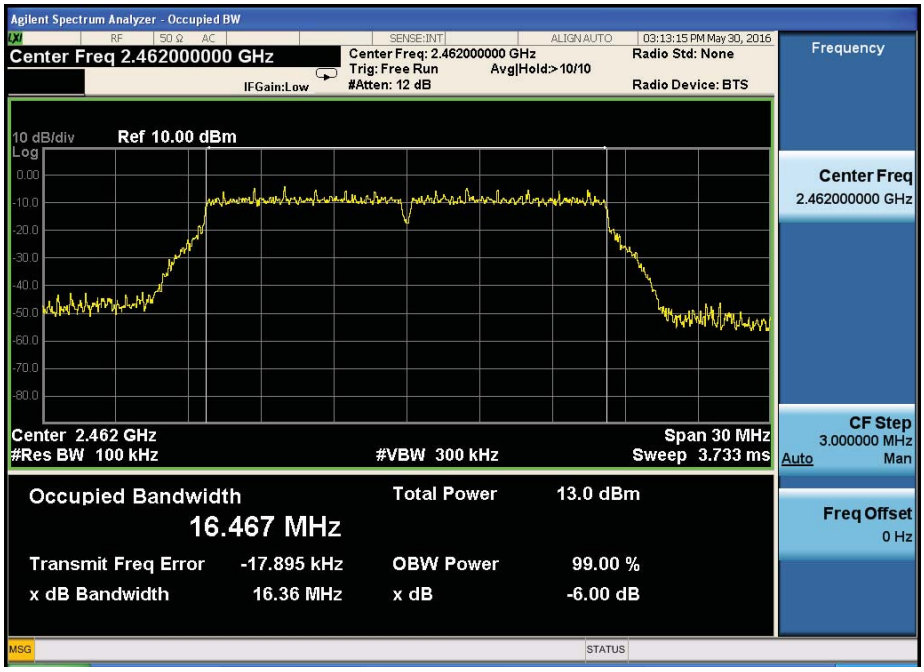
Agilent Spectrum Analyzer - Occupied BW
RF 50 Ω AC
SENSE:INT
ALIGN AUTO
03:13:15 PM May 30, 2016
Center Freq 2.462000000 GHz
Center Freq: 2.462000000 GHz
Trig: Free Run
Avg|Hold:>10/10
#Atten: 12 dB
IFGain:Low
Radio Std: None
Radio Device: BTS
Frequency
10 dB/div
Ref 10.00 dBm
Log
0.00
-10.0
-20.0
-30.0
-40.0
-50.0
-60.0
-70.0
-80.0
Center 2.462 GHz
#Res BW 100 kHz
#VBW 300 kHz
Span 30 MHz
Sweep 3.733 ms
Center Freq
2.462000000 GHz
CF Step
3.000000 MHz
Auto
Man
Occupied Bandwidth
16.467 MHz
Total Power
13.0 dBm
Transmit Freq Error
-17.895 kHz
OBW Power
99.00 %
x dB Bandwidth
16.36 MHz
x dB
-6.00 dB
Freq Offset
0 Hz
MSG
STATUS

IEEE 802.11n HT20:

CH Low :

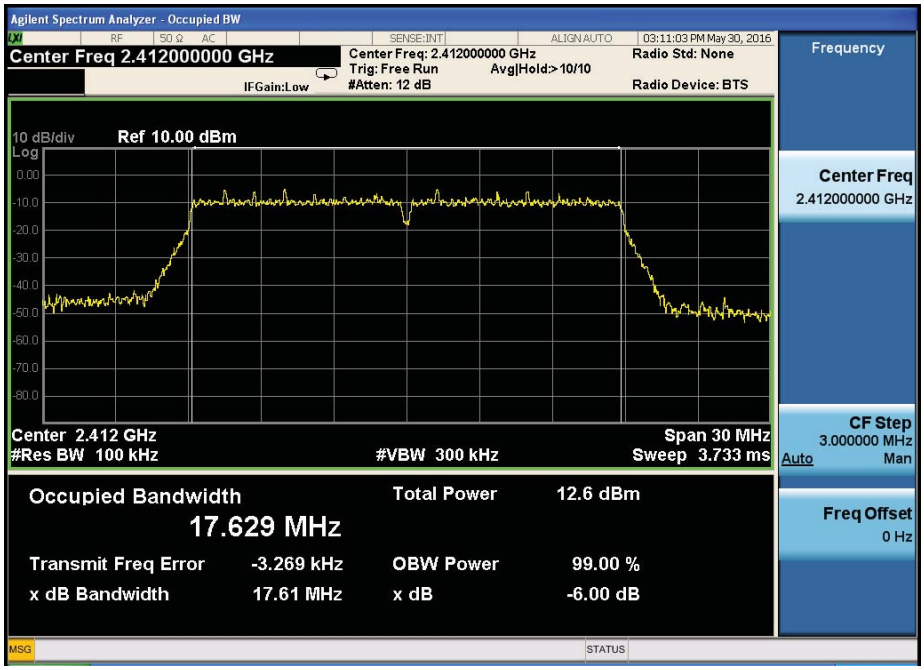

CH Mid :

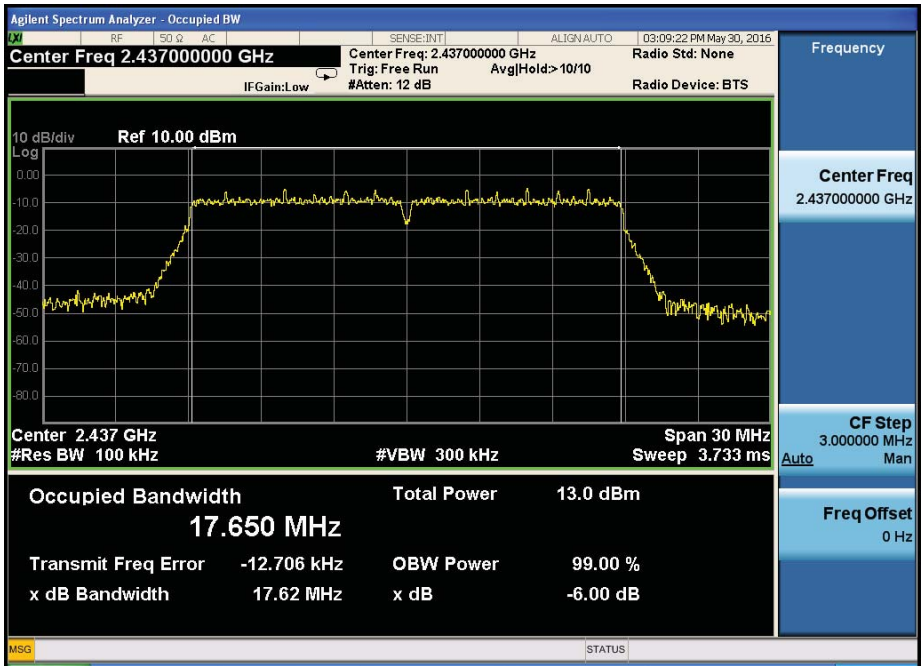

CH High :

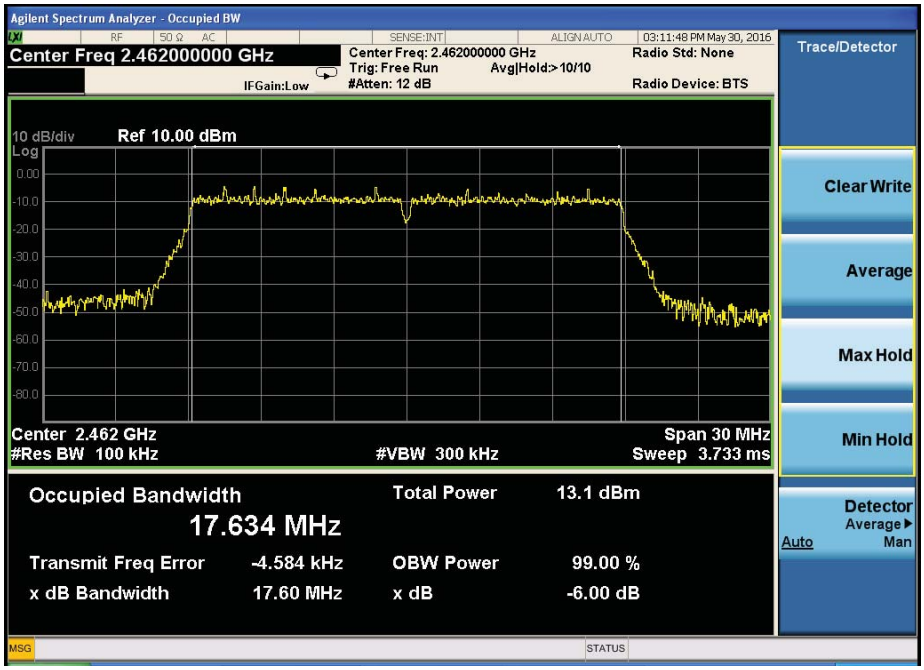

IEEE 802.11n/HT40:
CH Low :

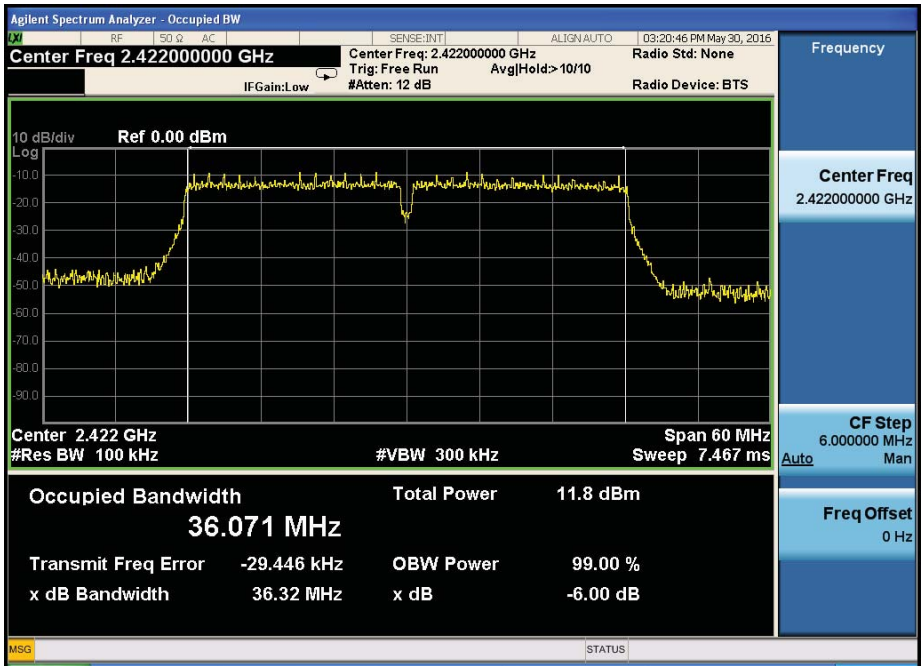

CH Mid:

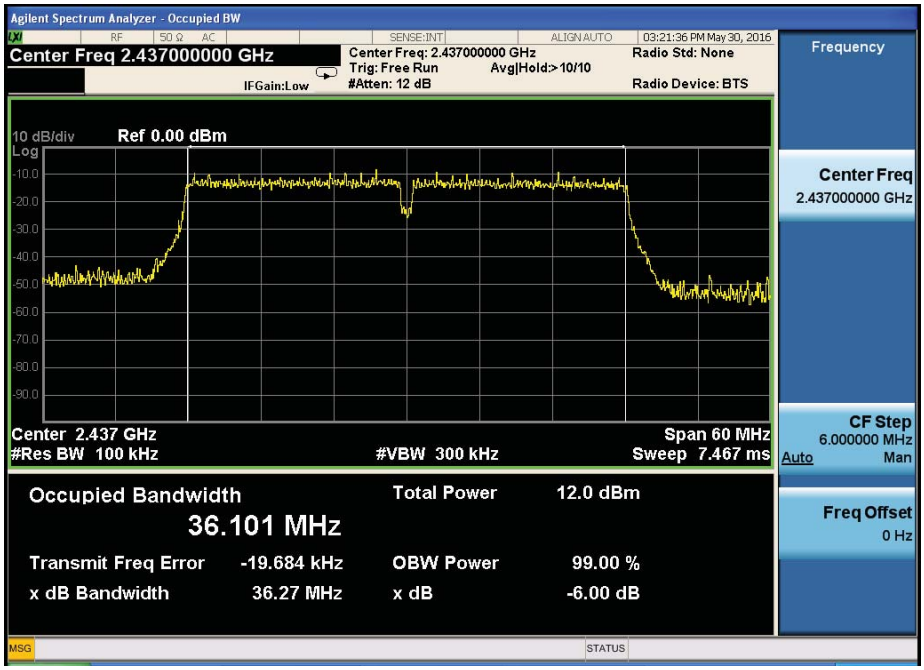

CH High :

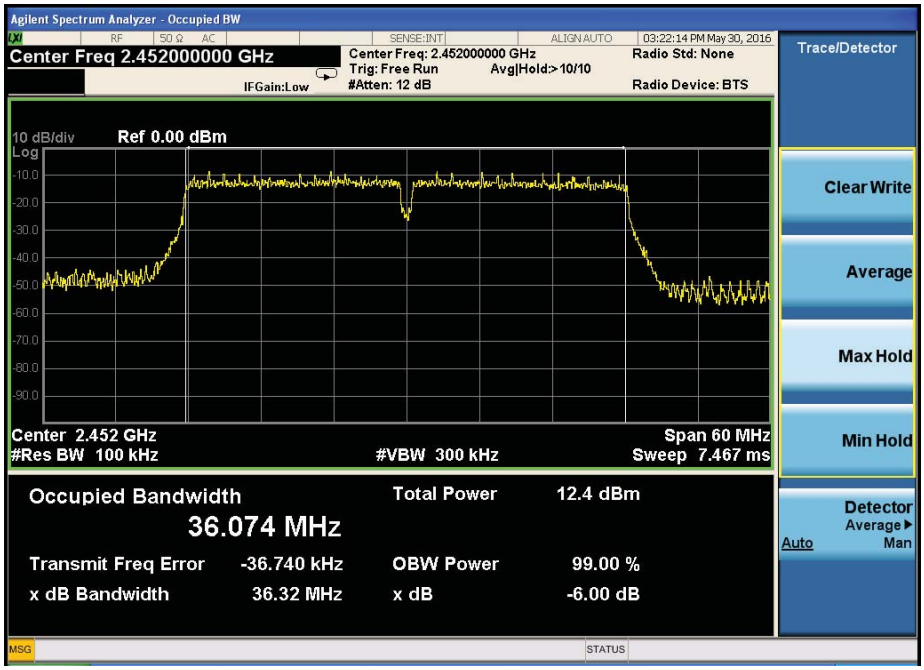

10 Band Edge Check

10.1 Test limit

Please refer section RSS-GEN&15.247.

10.2 Test Procedure

12.2.1 Put the EUT on a 0.8m high table, power on the EUT. Emissions were scanned and measured rotating the EUT to 360 degrees, Find the maximum Emission

12.2.2 Check the spurious emissions out of band.

12.2.3 RBW 1MHz ,VBW 3MHz ,peak detector for peak value , RBW 1MHz ,VBW 3MHz ,RMS detector for AV value.

10.3 Test Setup

Same as 5.2.2.

10.4 Test Result

PASS.

Detailed information please see the following page.

Radiated Method:
Ant0
802.11b

Band Edge Test result								
EUT: SG1000 home gateway M/N: SG1000								
Power: DC 5V from USB Port								
Test date: 2016-05-30 Test site: 3m Chamber Tested by: Eric Huang								
Test mode: Tx Low								
Antenna polarity: Vertical								
Freq (MHz)	Read Level (dBuV/m)	Antenna Factor (dB/m)	Cable loss(dB)	Amp Factor (dB)	Result (dBuV/m)	Limit (dBuV/m)	Margin (dB)	Remark
2390	46.68	27.62	3.92	34.97	43.25	74	30.75	**PK**
2390	--	27.62	3.92	34.97	--	54	--	AV
Antenna Polarity: Horizontal								
2390	45.45	27.62	3.92	34.97	42.02	74	31.98	**PK**
2390	--	27.62	3.92	34.97	--	54	--	AV

Note:
1, Spectrum Set for PK measure: RBW=1MHz, VBW=1MHz, Sweep time=Auto, Detector: PK
2, Spectrum Set for AV measure: RBW=1MHz, VBW=3MHz, Sweep time=Auto, Detector: RMS
3, Result = Read level + Antenna factor + cable loss-Amp factor
4, All the other emissions not reported were too low to read and deemed to comply with FCC limit.

Band Edge Test result								
EUT: SG1000 home gateway					M/N: SG1000			
Power: DC 5V from USB Port								
Test date: 2016-05-30		Test site: 3m Chamber			Tested by: Eric Huang			
Test mode: Tx High								
Antenna polarity: Vertical								
Freq (MHz)	Read Level (dBuV/m)	Antenna Factor (dB/m)	Cable loss(dB)	Amp Factor (dB)	Result (dBuV/m)	Limit (dBuV/m)	Margin (dB)	Remark
2483.5	46.52	27.89	4	34.97	43.44	74	30.56	**PK**
2483.5	--	27.89	4	34.97	--	54	--	AV
Antenna Polarity: Horizontal								
2483.5	45.72	27.89	4	34.97	42.64	74	31.36	**PK**
2483.5	--	27.89	4	34.97	--	54	--	AV

Note:
1, Spectrum Set for PK measure: RBW=1MHz, VBW=1MHz, Sweep time=Auto, Detector: PK
2, Spectrum Set for AV measure: RBW=1MHz, VBW=3MHz, Sweep time=Auto, Detector: RMS
3, Result = Read level + Antenna factor + cable loss-Amp factor
4, All the other emissions not reported were too low to read and deemed to comply with FCC limit.

802.11g

Band Edge Test result								
EUT: SG1000 home gateway					M/N: SG1000			
Power: DC 5V from USB Port								
Test date: 2016-05-30		Test site: 3m Chamber			Tested by: Eric Huang			
Test mode: Tx Low								
Antenna polarity: Vertical								
Freq (MHz)	Read Level (dBuV/m)	Antenna Factor (dB/m)	Cable loss(dB)	Amp Factor (dB)	Result (dBuV/m)	Limit (dBuV/m)	Margin (dB)	Remark
2390	45.18	27.62	3.92	34.97	41.75	74	32.25	**PK**
2390	--	27.62	3.92	34.97	--	54	--	AV
Antenna Polarity: Horizontal								
2390	46.13	27.62	3.92	34.97	42.7	74	31.3	**PK**
2390	--	27.62	3.92	34.97	--	54	--	AV

Note:
1, Spectrum Set for PK measure: RBW=1MHz, VBW=1MHz, Sweep time=Auto, Detector: PK
2, Spectrum Set for AV measure: RBW=1MHz, VBW=3MHz, Sweep time=Auto, Detector: RMS
3, Result = Read level + Antenna factor + cable loss-Amp factor
4, All the other emissions not reported were too low to read and deemed to comply with FCC limit.

Band Edge Test result								
EUT: SG1000 home gateway				M/N: SG1000				
Power: DC 5V from USB Port								
Test date: 2016-05-30		Test site: 3m Chamber			Tested by: Eric Huang			
Test mode: Tx High								
Antenna polarity: Vertical								
Freq (MHz)	Read Level (dBuV/m)	Antenna Factor (dB/m)	Cable loss(dB)	Amp Factor (dB)	Result (dBuV/m)	Limit (dBuV/m)	Margin (dB)	Remark
2483.5	45.65	27.89	4	34.97	42.57	74	31.43	**PK**
2483.5	--	--	--	--	--	54	--	AV
Antenna Polarity: Horizontal								
2483.5	45.87	27.89	4	34.97	42.79	74	31.21	**PK**
2483.5		--	--	--	--	54	--	AV

Note:
1, Spectrum Set for PK measure: RBW=1MHz, VBW=1MHz, Sweep time=Auto, Detector: PK
2, Spectrum Set for AV measure: RBW=1MHz, VBW=3MHz, Sweep time=Auto, Detector: RMS
3, Result = Read level + Antenna factor + cable loss-Amp factor
4, All the other emissions not reported were too low to read and deemed to comply with FCC limit.

Ant1
802.11b

Band Edge Test result								
EUT: SG1000 home gateway M/N: SG1000								
Power: DC 5V from USB Port								
Test date: 2016-05-30 Test site: 3m Chamber Tested by: Eric Huang								
Test mode: Tx Low								
Antenna polarity: Vertical								
Freq (MHz)	Read Level (dBuV/m)	Antenna Factor (dB/m)	Cable loss(dB)	Amp Factor (dB)	Result (dBuV/m)	Limit (dBuV/m)	Margin (dB)	Remark
2390	46.52	27.62	3.92	34.97	43.09	74	30.91	**PK**
2390	--	27.62	3.92	34.97	--	54	--	AV
Antenna Polarity: Horizontal								
2390	45.29	27.62	3.92	34.97	41.86	74	32.14	**PK**
2390	--	27.62	3.92	34.97	--	54	--	AV

Note:
1, Spectrum Set for PK measure: RBW=1MHz, VBW=1MHz, Sweep time=Auto, Detector: PK
2, Spectrum Set for AV measure: RBW=1MHz, VBW=3MHz, Sweep time=Auto, Detector: RMS
3, Result = Read level + Antenna factor + cable loss-Amp factor
4, All the other emissions not reported were too low to read and deemed to comply with FCC limit.

Band Edge Test result								
EUT: SG1000 home gateway					M/N: SG1000			
Power: DC 5V from USB Port								
Test date: 2016-05-30		Test site: 3m Chamber			Tested by: Eric Huang			
Test mode: Tx High								
Antenna polarity: Vertical								
Freq (MHz)	Read Level (dBuV/m)	Antenna Factor (dB/m)	Cable loss(dB)	Amp Factor (dB)	Result (dBuV/m)	Limit (dBuV/m)	Margin (dB)	Remark
2483.5	46.36	27.89	4	34.97	43.28	74	30.72	**PK**
2483.5	--	27.89	4	34.97	--	54	--	AV
Antenna Polarity: Horizontal								
2483.5	45.56	27.89	4	34.97	42.48	74	31.52	**PK**
2483.5	--	27.89	4	34.97	--	54	--	AV

Note:
1, Spectrum Set for PK measure: RBW=1MHz, VBW=1MHz, Sweep time=Auto, Detector: PK
2, Spectrum Set for AV measure: RBW=1MHz, VBW=3MHz, Sweep time=Auto, Detector: RMS
3, Result = Read level + Antenna factor + cable loss-Amp factor
4, All the other emissions not reported were too low to read and deemed to comply with FCC limit.

802.11g

Band Edge Test result								
EUT: SG1000 home gateway					M/N: SG1000			
Power: DC 5V from USB Port								
Test date: 2016-05-30		Test site: 3m Chamber			Tested by: Eric Huang			
Test mode: Tx Low								
Antenna polarity: Vertical								
Freq (MHz)	Read Level (dBuV/m)	Antenna Factor (dB/m)	Cable loss(dB)	Amp Factor (dB)	Result (dBuV/m)	Limit (dBuV/m)	Margin (dB)	Remark
2390	45.02	27.62	3.92	34.97	41.59	74	32.41	**PK**
2390	--	27.62	3.92	34.97	--	54	--	AV
Antenna Polarity: Horizontal								
2390	45.97	27.62	3.92	34.97	42.54	74	31.46	**PK**
2390	--	27.62	3.92	34.97	--	54	--	AV

Note:
1, Spectrum Set for PK measure: RBW=1MHz, VBW=1MHz, Sweep time=Auto, Detector: PK
2, Spectrum Set for AV measure: RBW=1MHz, VBW=3MHz, Sweep time=Auto, Detector: RMS
3, Result = Read level + Antenna factor + cable loss-Amp factor
4, All the other emissions not reported were too low to read and deemed to comply with FCC limit.

Band Edge Test result								
EUT: SG1000 home gateway				M/N: SG1000				
Power: DC 5V from USB Port								
Test date: 2016-05-30		Test site: 3m Chamber			Tested by: Eric Huang			
Test mode: Tx High								
Antenna polarity: Vertical								
Freq (MHz)	Read Level (dBuV/m)	Antenna Factor (dB/m)	Cable loss(dB)	Amp Factor (dB)	Result (dBuV/m)	Limit (dBuV/m)	Margin (dB)	Remark
2483.5	45.49	27.89	4	34.97	42.41	74	31.59	**PK**
2483.5	--	--	--	--	--	54	--	AV
Antenna Polarity: Horizontal								
2483.5	45.71	27.89	4	34.97	42.63	74	31.37	**PK**
2483.5		--	--	--	--	54	--	AV

Note:
1, Spectrum Set for PK measure: RBW=1MHz, VBW=1MHz, Sweep time=Auto, Detector: PK
2, Spectrum Set for AV measure: RBW=1MHz, VBW=3MHz, Sweep time=Auto, Detector: RMS
3, Result = Read level + Antenna factor + cable loss-Amp factor
4, All the other emissions not reported were too low to read and deemed to comply with FCC limit.

802.11n20

Band Edge Test result								
EUT: SG1000 home gateway M/N: SG1000								
Power: DC 5V from USB Port								
Test date: 2016-05-30 Test site: 3m Chamber Tested by: Eric Huang								
Test mode: MIMO Tx Low								
Antenna polarity: Vertical								
Freq (MHz)	Read Level (dBuV/m)	Antenna Factor (dB/m)	Cable loss(dB)	Amp Factor (dB)	Result (dBuV/m)	Limit (dBuV/m)	Margin (dB)	Remark
2390	45.95	27.62	3.92	34.97	42.52	74	31.48	**PK**
2390	--	27.62	3.92	34.97	--	54	--	AV
Antenna Polarity: Horizontal								
2390	46.27	27.62	3.92	34.97	42.84	74	31.16	**PK**
2390	--	27.62	3.92	34.97	--	54	--	AV

Note:
1, Spectrum Set for PK measure: RBW=1MHz, VBW=1MHz, Sweep time=Auto, Detector: PK
2, Spectrum Set for AV measure: RBW=1MHz, VBW=3MHz, Sweep time=Auto, Detector: RMS
3, Result = Read level + Antenna factor + cable loss-Amp factor
4, All the other emissions not reported were too low to read and deemed to comply with FCC limit.

Band Edge Test result								
EUT: SG1000 home gateway					M/N: SG1000			
Power: DC 5V from USB Port								
Test date: 2016-05-30		Test site: 3m Chamber			Tested by: Eric Huang			
Test mode: MIMO Tx High								
Antenna polarity: Vertical								
Freq (MHz)	Read Level (dBuV/m)	Antenna Factor (dB/m)	Cable loss(dB)	Amp Factor (dB)	Result (dBuV/m)	Limit (dBuV/m)	Margin (dB)	Remark
2483.5	45.36	27.89	4	34.97	42.28	74	31.72	PK
2483.5		--	--	--	--	54	--	AV
Antenna Polarity: Horizontal								
2483.5	45.8	27.89	4	34.97	42.72	74	31.28	PK
2483.5		--	--	--	--	54	--	AV

Note:
1, Spectrum Set for PK measure: RBW=1MHz, VBW=1MHz, Sweep time=Auto, Detector: PK
2, Spectrum Set for AV measure: RBW=1MHz, VBW=3MHz, Sweep time=Auto, Detector: RMS
3, Result = Read level + Antenna factor + cable loss-Amp factor
4, All the other emissions not reported were too low to read and deemed to comply with FCC limit.

802.11n40

Band Edge Test result								
EUT: SG1000 home gateway				M/N: SG1000				
Power: DC 5V from USB Port								
Test date: 2016-05-30 Test site: 3m Chamber Tested by: Eric Huang								
Test mode: MIMO Tx Low								
Antenna polarity: Vertical								
Freq (MHz)	Read Level (dBuV/m)	Antenna Factor (dB/m)	Cable loss(dB)	Amp Factor (dB)	Result (dBuV/m)	Limit (dBuV/m)	Margin (dB)	Remark
2390	45.95	27.62	3.92	34.97	42.52	74	31.48	**PK**
2390	--	27.62	3.92	34.97	--	54	--	AV
Antenna Polarity: Horizontal								
2390	45.91	27.62	3.92	34.97	42.48	74	31.52	**PK**
2390	--	27.62	3.92	34.97	--	54	--	AV

Note:
1, Spectrum Set for PK measure: RBW=1MHz, VBW=1MHz, Sweep time=Auto, Detector: PK
2, Spectrum Set for AV measure: RBW=1MHz, VBW=3MHz, Sweep time=Auto, Detector: RMS
3, Result = Read level + Antenna factor + cable loss-Amp factor
4, All the other emissions not reported were too low to read and deemed to comply with FCC limit.

Band Edge Test result								
EUT: SG1000 home gateway					M/N: SG1000			
Power: DC 5V from USB Port								
Test date: 2016-05-30		Test site: 3m Chamber			Tested by: Eric Huang			
Test mode: MIMO Tx High								
Antenna polarity: Vertical								
Freq (MHz)	Read Level (dBuV/m)	Antenna Factor (dB/m)	Cable loss(dB)	Amp Factor (dB)	Result (dBuV/m)	Limit (dBuV/m)	Margin (dB)	Remark
2483.5	45.2	27.89	4	34.97	42.12	74	31.88	PK
2483.5		--	--	--	--	54	--	AV
Antenna Polarity: Horizontal								
2483.5	46.45	27.89	4	34.97	43.37	74	30.63	PK
2483.5		--	--	--	--	54	--	AV

Note:
1, Spectrum Set for PK measure: RBW=1MHz, VBW=1MHz, Sweep time=Auto, Detector: PK
2, Spectrum Set for AV measure: RBW=1MHz, VBW=3MHz, Sweep time=Auto, Detector: RMS
3, Result = Read level + Antenna factor + cable loss-Amp factor
4, All the other emissions not reported were too low to read and deemed to comply with FCC limit.

Conducted Method: ANT 1 and ANT 2 all have been tested， only worse case is reported
802.11b

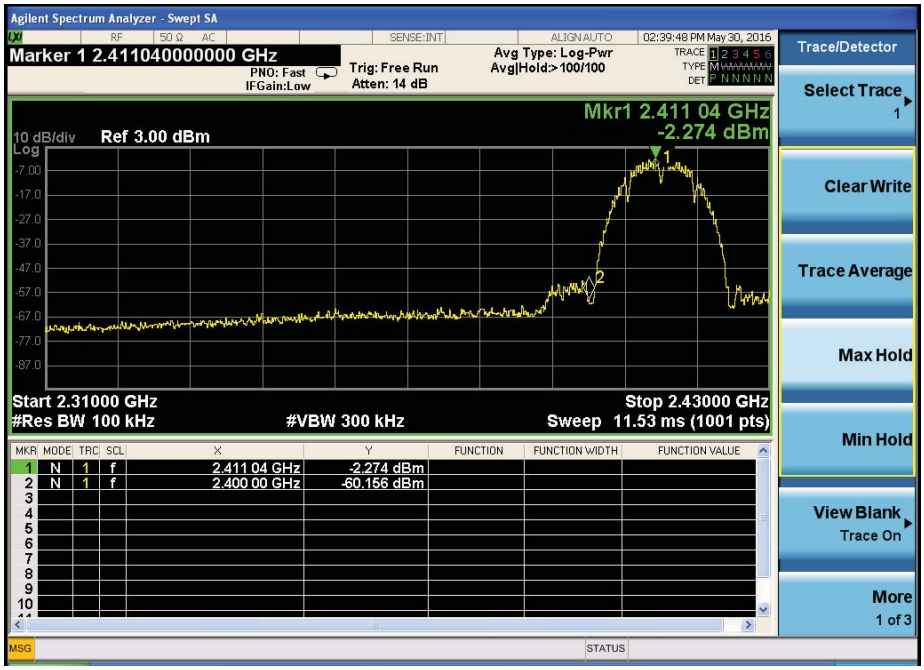

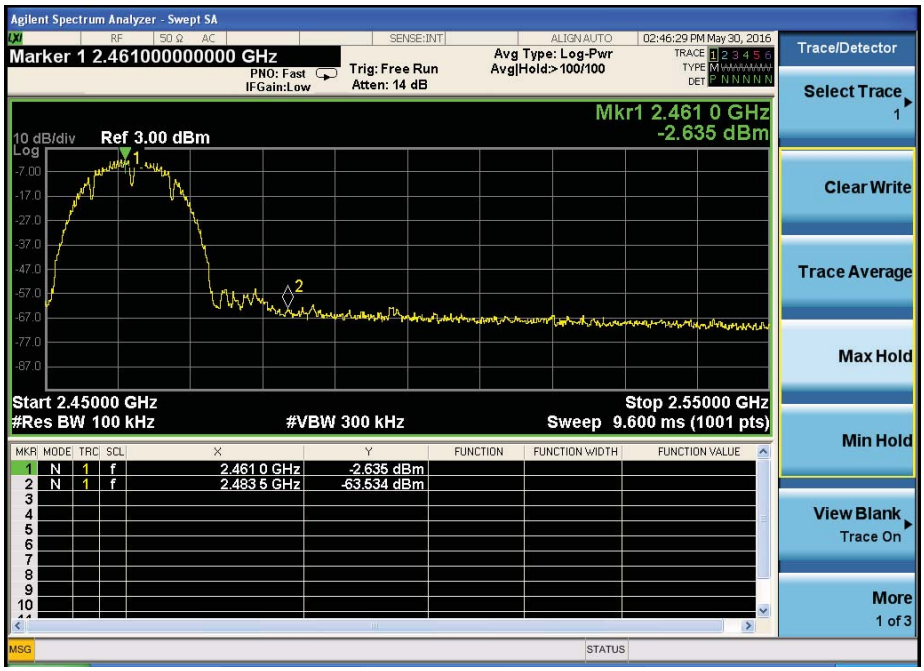

802.11g

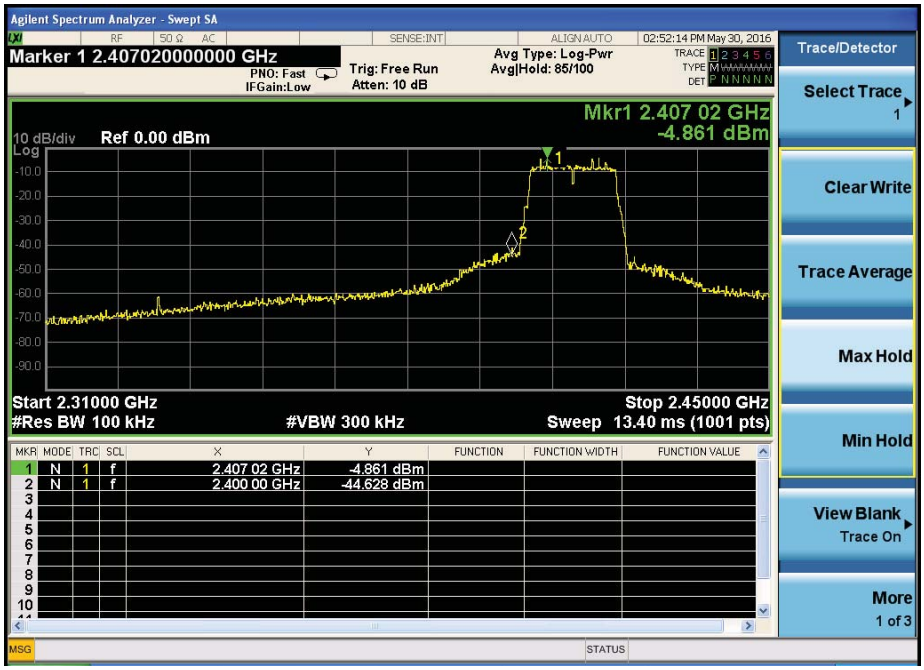
Agilent Spectrum Analyzer - Swept SA
Marker 1 2.407020000000 GHz
PNO: Fast
IFGain:Low
Trig: Free Run
Atten: 10 dB
Avg Type: Log-Pwr
Avg|Hold: 85/100
02:52:14 PM May 30, 2016
Mkr1 2.407 02 GHz
-4.861 dBm
10 dB/div
Ref 0.00 dBm
Start 2.31000 GHz
#Res BW 100 kHz
#VBW 300 kHz
Stop 2.45000 GHz
Sweep 13.40 ms (1001 pts)
1 N 1 f 2.407 02 GHz -4.861 dBm
2 N 1 f 2.400 00 GHz -44.628 dBm
Trace/Detector
Select Trace 1
Clear Write
Trace Average
Max Hold
Min Hold
View Blank Trace On
More 1 of 3

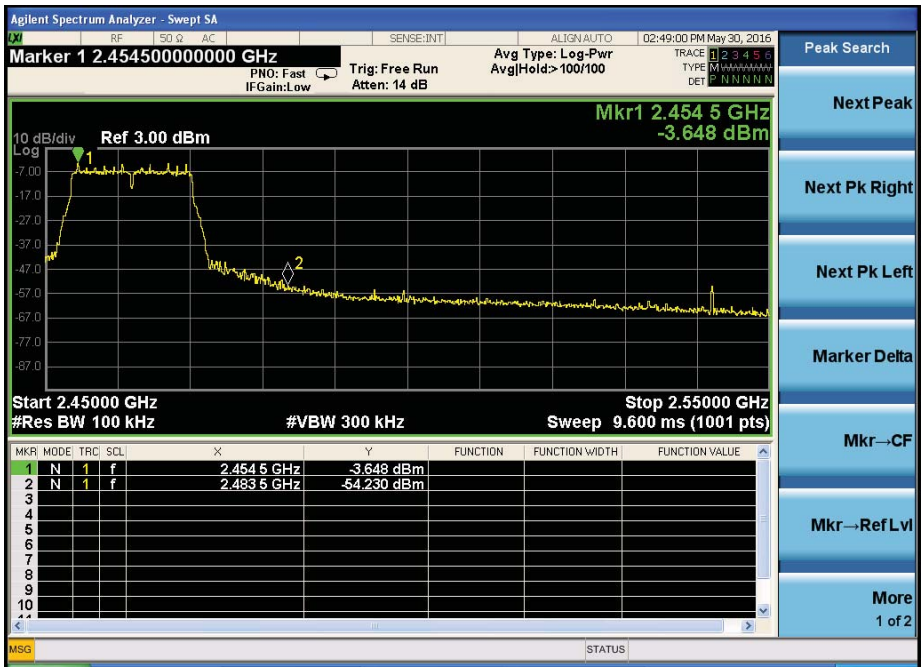
Agilent Spectrum Analyzer - Swept SA
Marker 1 2.454500000000 GHz
PNO: Fast
IFGain:Low
Trig: Free Run
Atten: 14 dB
Avg Type: Log-Pwr
Avg|Hold:>100/100
02:49:00 PM May 30, 2016
Mkr1 2.454 5 GHz
-3.648 dBm
10 dB/div
Ref 3.00 dBm
Start 2.45000 GHz
#Res BW 100 kHz
#VBW 300 kHz
Stop 2.55000 GHz
Sweep 9.600 ms (1001 pts)
1 N 1 f 2.454 5 GHz -3.648 dBm
2 N 1 f 2.483 5 GHz -54.230 dBm
Peak Search
Next Peak
Next Pk Right
Next Pk Left
Marker Delta
Mkr→CF
Mkr→Ref Lvl
More 1 of 2

802.11n HT20

Agilent Spectrum Analyzer - Swept SA
Marker 1 2.413200000000 GHz
PNO: Fast
IFGain:Low
Trig: Free Run
Atten: 12 dB
Avg Type: Log-Pwr
Avg|Hold: 48/100
03:02:02 PM May 30, 2016
Mkr1 2.413 20 GHz
-8.610 dBm
10 dB/div
Ref 1.00 dBm
Start 2.31000 GHz
#Res BW 100 kHz
#VBW 300 kHz
Stop 2.43000 GHz
Sweep 11.53 ms (1001 pts)
1 N 1 f 2.413 20 GHz -8.610 dBm
2 N 1 f 2.400 00 GHz -46.206 dBm
Trace/Detector
Select Trace 1
Clear Write
Trace Average
Max Hold
Min Hold
View Blank Trace On
More 1 of 3

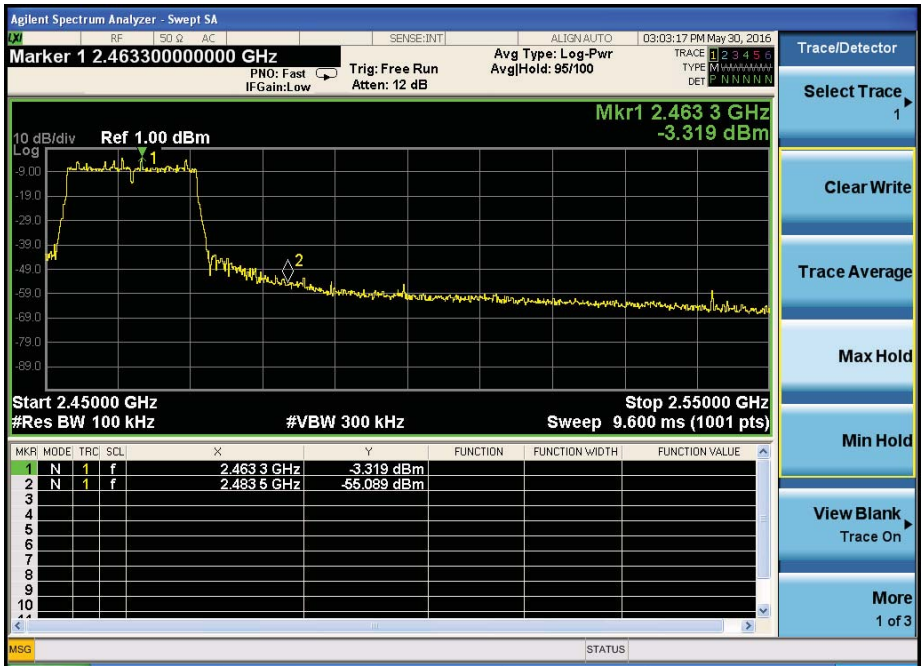
Agilent Spectrum Analyzer - Swept SA
Marker 1 2.463300000000 GHz
PNO: Fast
IFGain:Low
Trig: Free Run
Atten: 12 dB
Avg Type: Log-Pwr
Avg|Hold: 95/100
03:03:17 PM May 30, 2016
Mkr1 2.463 3 GHz
-3.319 dBm
10 dB/div
Ref 1.00 dBm
Start 2.45000 GHz
#Res BW 100 kHz
#VBW 300 kHz
Stop 2.55000 GHz
Sweep 9.600 ms (1001 pts)
1 N 1 f 2.463 3 GHz -3.319 dBm
2 N 1 f 2.483 5 GHz -55.089 dBm
Trace/Detector
Select Trace 1
Clear Write
Trace Average
Max Hold
Min Hold
View Blank Trace On
More 1 of 3

802.11n HT40

Agilent Spectrum Analyzer - Swept SA
Marker 1 2.419480000000 GHz
PNO: Fast
IFGain:Low
Trig: Free Run
Atten: 12 dB
Avg Type: Log-Pwr
Avg|Hold: 62/100
02:58:27 PM May 30, 2016
Mkr1 2.419 48 GHz
-10.825 dBm
10 dB/div
Ref 1.00 dBm
Start 2.31000 GHz
#Res BW 100 kHz
#VBW 300 kHz
Stop 2.45000 GHz
Sweep 13.40 ms (1001 pts)
1 N 1 f 2.419 48 GHz -10.825 dBm
2 N 1 f 2.400 00 GHz -41.823 dBm
Trace/Detector
Select Trace 1
Clear Write
Trace Average
Max Hold
Min Hold
View Blank Trace On
More 1 of 3

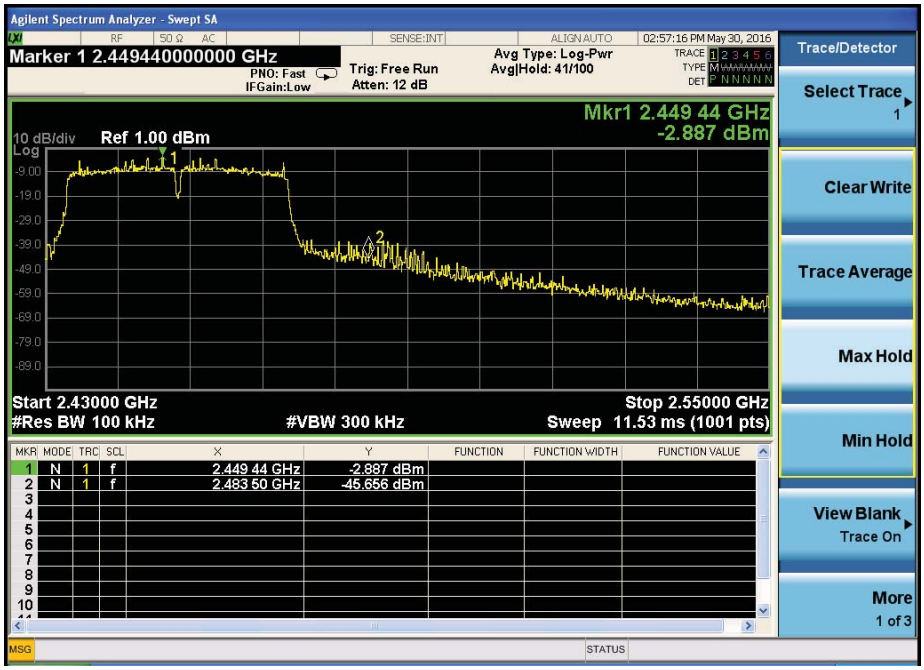
Agilent Spectrum Analyzer - Swept SA
Marker 1 2.449440000000 GHz
PNO: Fast
IFGain:Low
Trig: Free Run
Atten: 12 dB
Avg Type: Log-Pwr
Avg|Hold: 41/100
02:57:16 PM May 30, 2016
Mkr1 2.449 44 GHz
-2.887 dBm
10 dB/div
Ref 1.00 dBm
Start 2.43000 GHz
#Res BW 100 kHz
#VBW 300 kHz
Stop 2.55000 GHz
Sweep 11.53 ms (1001 pts)
1 N 1 f 2.449 44 GHz -2.887 dBm
2 N 1 f 2.483 50 GHz -45.656 dBm
Trace/Detector
Select Trace 1
Clear Write
Trace Average
Max Hold
Min Hold
View Blank Trace On
More 1 of 3

11 Antenna Requirement

11.1 Standard Requirement

An intentional radiator shall be designed to ensure that no antenna other than that furnished by the responsible party shall be used with the device. The use of a permanently attached antenna or of an antenna that uses a unique coupling to the intentional radiator shall be considered sufficient to comply with the provisions of this Section. The manufacturer may design the unit so that a broken antenna can be replaced by the user, but the use of a standard antenna jack or electrical connector is prohibited.

11.2 Antenna Connected Construction

The antenna connector is unique antenna and no consideration of replacement. Please see EUT photo for details.

11.3 Result

The EUT antenna is external Antenna. It comply with the standard requirement.

12 Test setup photo

Photographs-Radiated Emission Test Setup in Chamber



Photos of conducted emission

13 Photos of EUT

001713:1B7208
EU



0.5 mm
1 2 3 4 5 6 7 8




QC
PASSED


QC
PASSED
SS
100
16V


EU

1 2 3 4 5 6 7 8 9 10 11 12
mm
mm

001713:1B7208
EU



0.5 mm
1 2 3 4 5 6 7 8




QC
PASSED





---------END OF THE REPORT-------