Shenzhen CTL Testing Technology Co., Ltd.
Tel: +86-755-89486194 E-mail: ctl@ctl-lab.com

TEST REPORT

FCC PART 15 SUBPART C 15.247

Report Reference No. ..... :	**CTL2205072101-WF**	
Compiled by: (position+printed name+signature)	Happy Guo (File administrators)	Happy Guo
Tested by: (position+printed name+signature)	Gary Gao (Test Engineer)	Gary Gao
Approved by: (position+printed name+signature)	Ivan Xie (Manager)	Ivan Xie

Product Name ..... :	UHF RFID Reader
Model/Type reference ..... :	UR-008
List Model(s)..... :	N/A
Trade Mark..... :	SID
FCC ID ..... :	**2AIUA-UR-008**
Applicant's name ..... :	**SID Global Sdn Bhd**
Address of applicant ..... :	11 BK 5A / 2 Bandar Kinrara, 47100 Puchong, Selangor, Malaysia
Test Firm..... :	**Shenzhen CTL Testing Technology Co., Ltd.**
Address of Test Firm ..... :	Floor 1-A, Baisha Technology Park, No.3011, Shahexi Road, Nanshan District, Shenzhen, China 518055
Test specification..... :	
Standard..... :	**47 CFR FCC Part 15 Subpart C 15.247**
TRF Originator..... :	Shenzhen CTL Testing Technology Co., Ltd.
Master TRF..... :	Dated 2011-01
Date of receipt of test item..... :	Jun. 16, 2022
Date of sampling..... :	Jun. 16, 2022
Date of Test Date..... :	Jun. 16, 2022- Jul. 27, 2022
Date of Issue ..... :	Jul. 28, 2022
Result ..... :	**Pass**

Shenzhen CTL Testing Technology Co., Ltd. All rights reserved.
This publication may be reproduced in whole or in part for non-commercial purposes as long as the Shenzhen CTL Testing Technology Co., Ltd. is acknowledged as copyright owner and source of the material. Shenzhen CTL Testing Technology Co., Ltd. takes no responsibility for and will not assume liability for damages resulting from the reader's interpretation of the reproduced material due to its placement and context.

TEST REPORT

Test Report No.:	CTL2205072101-WF	Jul. 28, 2022 Date of issue

Equipment under Test	:	UHF RFID Reader
Sample No.	:	CTL220507210-1-S001(Normal sample) CTL220507210-1-S002(Engineer sample)
Model /Type	:	UR-008
Listed Models	:	N/A
Applicant	:	**SID Global Sdn Bhd**
Address	:	11 BK 5A / 2 Bandar Kinrara, 47100 Puchong, Selangor, Malaysia
Manufacturer	:	**SHENZHEN SID Co.,LTD**
Address	:	Block A, 4th Floor, Zhong Jin Industrial Park, NO.3 PuSha South Road. ShaHu Village, TangXia Town, DongGuan City, GuangDong Province, China

Test result	**Pass ***

* In the configuration tested, the EUT complied with the standards specified page 5.

The test results presented in this report relate only to the object tested.
This report shall not be reproduced, except in full, without the written approval of the issuing testing laboratory.

** Modified History **

Revisions	Description	Issued Data	Report No.	Remark
Version 1.0	Initial Test Report Release	2022-07-28	CTL2205072101-WF	Tracy Qi

Table of Contents **Page**

1. SUMMARY 5
1.1. TEST STANDARDS 5
1.2. Test Description 5
1.3. Test Facility 6
1.4. Statement of the measurement uncertainty 6
2. GENERAL INFORMATION 8
2.1. Environmental conditions 8
2.2. General Description of EUT 8
2.3. Description of Test Modes and Test Frequency 8
2.4. Equipments Used during the Test 9
2.5. Related Submittal(s) / Grant (s) 10
2.6. Modifications 10
3. TEST CONDITIONS AND RESULTS 11
3.1. Conducted Emissions Test 11
3.2. Radiated Emissions and Band Edge 14
3.3. Maximum Conducted Output Power 66
3.4. 20dB Bandwidth 76
3.5. Frequency Separation 86
3.6. Number of hopping frequency 97
3.7. Time Of Occupancy(Dwell Time) 101
3.8. Spurious RF Conducted Emissions and bandedge 108
3.9. Antenna Requirement 136
4. Test Setup Photos of the EUT 137
5. Photos of the EUT 138

1. SUMMARY

1.1. TEST STANDARDS

The tests were performed according to following standards:

FCC Rules Part 15.247: Frequency Hopping, Direct Spread Spectrum and Hybrid Systems that are in operation within the bands of 902-928 MHz, 2400-2483.5 MHz, and 5725-5850 MHz

ANSI C63.10: 2013: American National Standard for Testing Unlicensed Wireless Devices

558074 D01 15.247 Meas Guidance v05r02: Guidance for Compliance Measurements on Digital Transmission System, Frequency Hopping Spreda Spectrum System, and Hybrid System Devices Operating Under Section 15.247 of the FCC Rules

1.2. Test Description

FCC PART 15 Subpart C		
FCC Part 15.207	AC Power Conducted Emission	PASS
FCC Part 15.247(a)	20dB Bandwidth	PASS
FCC Part 15.247(d)	Spurious Emission and Band Edge	PASS
FCC Part 15.247(b)	Maximum Peak Output Power	PASS
FCC Part 15.109/ 15.205/ 15.209	Radiated Emissions	PASS
FCC Part 15.247(a)(1)	Frequency Separation	PASS
FCC Part 15.247(a)(1)(iii)	Number of hopping frequency	PASS
FCC Part 15.247(a)(1)(iii)	Time of Occupancy	PASS

Remark: The measurement uncertainty is not included in the test result.

1.3. Test Facility

1.3.1 Address of the test laboratory

Shenzhen CTL Testing Technology Co., Ltd.
Floor 1-A, Baisha Technology Park, No. 3011, Shahexi Road, Nanshan, Shenzhen 518055 China

There is one 3m semi-anechoic chamber and two line conducted labs for final test. The Test Sites meet the requirements in documents ANSI C63.10 and CISPR 32/EN 55032 requirements.

1.3.2 Laboratory accreditation

The test facility is recognized, certified, or accredited by the following organizations:

CNAS-Lab Code: L7497

Shenzhen CTL Testing Technology Co., Ltd. has been assessed and proved to be in compliance with CNAS-CL01 Accreditation Criteria for Testing and Calibration Laboratories (identical to ISO/IEC 17025: 2005 General Requirements) for the Competence of Testing and Calibration Laboratories.

A2LA-Lab Cert. No. 4343.01

Shenzhen CTL Testing Technology Co., Ltd, EMC Laboratory has been accredited by A2LA for technical competence in the field of electrical testing, and proved to be in compliance with ISO/IEC 17025: 2005 General Requirements for the Competence of Testing and Calibration Laboratories and any additional program requirements in the identified field of testing.

IC Registration No.: 9618B

CAB identifier: CN0041

The 3m alternate test site of Shenzhen CTL Testing Technology Co., Ltd. EMC Laboratory has been registered by Innovation, Science and Economic Development Canada to test to Canadian radio equipment requirements with Registration No.: 9618B on Jan. 22, 2019.

FCC-Registration No.: 399832

Designation No.: CN1216

Shenzhen CTL Testing Technology Co., Ltd. EMC Laboratory has been registered and fully described in a report filed with the (FCC) Federal Communications Commission. The acceptance letter from the FCC is maintained in our files. Registration 399832, December 08, 2017.

1.4. Statement of the measurement uncertainty

The data and results referenced in this document are true and accurate. The reader is cautioned that there may be errors within the calibration limits of the equipment and facilities. The measurement uncertainty was calculated for all measurements listed in this test report acc. to CISPR 16 - 4 “Specification for radio disturbance and immunity measuring apparatus and methods – Part 4: Uncertainty in EMC Measurements“ and is documented in the Shenzhen CTL Testing Technology Co., Ltd. quality system acc. to DIN EN ISO/IEC 17025. Furthermore, component and process variability of devices similar to that tested may result in additional deviation. The manufacturer has the sole responsibility of continued compliance of the device.

Hereafter the best measurement capability for CTL laboratory is reported:

Test	Measurement Uncertainty	Notes
Transmitter power conducted	±0.57 dB	(1)
Transmitter power Radiated	±2.20 dB	(1)
Conducted spurious emission 9KHz-40 GHz	±2.20 dB	(1)
Occupied Bandwidth	±0.01ppm	(1)
Radiated Emission 9KHz~30MHz	±3.40dB	(1)
Radiated Emission 30~1000MHz	±4.10dB	(1)

Radiated Emission Above 1GHz	±4.32dB	(1)
Conducted Disturbance0.15~30MHz	±3.20dB	(1)

(1) This uncertainty represents an expanded uncertainty expressed at approximately the 95% confidence level using a coverage factor of k=2.

2. GENERAL INFORMATION

2.1. Environmental conditions

During the measurement the environmental conditions were within the listed ranges:

Normal Temperature:	25°C
Relative Humidity:	55 %
Air Pressure:	101 kPa

2.2. General Description of EUT

Product Name:	UHF RFID Reader
Model/Type reference:	UR-008
Power supply:	AC 120V/60Hz
Hardware version:	V1.0
Software version:	V1.0
UHF RFID	
Operation frequency	902.5-927.5 MHz
Modulation Type	GFSK
Channel number:	51
Channel separation:	0.5MHz
Antenna type:	External Antenna
Antenna amount:	8
MIMO:	Not support
Antenna gain:	8dBi

Note1: For more details, please refer to the user's manual of the EUT.

2.3. Description of Test Modes and Test Frequency

The EUT has been tested under typical operating condition. The Applicant provides communication tools software to control the EUT for staying in continuous transmitting and receiving mode for testing. There are 51 channels of EUT, and the test carried out at the lowest channel, middle channel and highest channel.

Test Mode	Test Channel	Test Frequency
1	Low Channel	902.5 MHz
2	Middle Channel	915.0 MHz
3	High Channel	927.5 MHz

Operation Frequency：

Channel	Frequency (MHz)	Channel	Frequency (MHz)	Channel	Frequency (MHz)
01	**902.5**	21	912.5	41	922.5
02	903.0	22	913.0	42	923.0
03	903.5	23	913.5	43	923.5
04	904.0	24	914.0	44	924.0
05	904.5	25	914.5	45	924.5
06	905.0	**26**	**915.0**	46	925.0
07	905.5	27	915.5	47	925.5
08	906.0	28	916.0	48	926.0

09	906.5	29	916.5	49	926.5
10	907.0	30	917.0	50	927.0
11	907.5	31	917.5	**51**	**927.5**
12	908.0	32	918.0	--	--
13	908.5	33	918.5	--	--
14	909.0	34	919.0	--	--
15	909.5	35	919.5	--	--
16	910.0	36	920.0	--	--
17	910.5	37	920.5	--	--
18	911.0	38	921.0	--	--
19	911.5	39	921.5	--	--
20	912.0	40	922.0	--	--

Note: The line display in grey were the channel selected for testing

Power setting during the test:

During testing, Channel & Power Controlling Software provided by the customer was used to control the operating channel as well as the output power level. The RF output power selection is for the setting of RF output power expected by the customer and is going to be fixed on the firmware of the final end product.

Power Parameters:

Test Software Version	RRU2889 Demo V2.2		
Channel	Low channel	Mid channel	High channel
Power Level	21	21	21

2.4. Equipments Used during the Test

Test Equipment	Manufacturer	Model No.	Serial No.	Calibration Date	Calibration Due Date
LISN	R&S	ESH2-Z5	860014/010	2022/05/07	2023/05/06
Double cone logarithmic antenna	Schwarzbeck	VULB 9168	824	2020/04/07	2023/04/06
Horn Antenna	Ocean Microwave	OBH100400	26999002	2019/11/28	2022/11/27
EMI Test Receiver	R&S	ESCI	1166.5950.03	2022/05/07	2023/05/06
Spectrum Analyzer	Agilent	E4407B	MY41440676	2022/05/07	2023/05/06
Spectrum Analyzer	Agilent	N9020A	US46220290	2022/05/07	2023/05/06
Spectrum Analyzer	Keysight	N9020A	MY53420874	2022/05/07	2023/05/06
Horn Antenna	Sunol Sciences Corp.	DRH-118	A062013	2021/12/23	2024/12/22
Active Loop Antenna	Da Ze	ZN30900A	/	2021/05/13	2024/05/12
Amplifier	Agilent	8449B	3008A02306	2022/05/07	2023/05/06
Amplifier	Agilent	8447D	2944A10176	2022/05/06	2023/05/05
Amplifier	Brief&Smart	LNA-4018	2104197	2022/05/07	2023/05/06
Temperature/Humi	Ji Yu	MC501	/	2022/05/07	2023/05/06

dity Meter					
Power Sensor	Agilent	U2021XA	MY55130004	2022/05/07	2023/05/06
Power Sensor	Agilent	U2021XA	MY55130006	2022/05/07	2023/05/06
Power Sensor	Agilent	U2021XA	MY54510008	2022/05/07	2023/05/06
Power Sensor	Agilent	U2021XA	MY55060003	2022/05/07	2023/05/06
Spectrum Analyzer	RS	FSP	1164.4391.38	2022/05/07	2023/05/06
RF Cable	Megalon	RF-A303	N/A	2021/06/15	2022/06/14
RF Control Unit	Tonsecnd	JS0806-2	20J8060323	2022/05/07	2023/05/06

Test Software

Name of Software	Version
JS1120-3	2.6.880341
EZ_EMC(Below 1GHz)	V1.1.4.2
EZ_EMC((Above 1GHz)	V1.1.4.2

The calibration interval was one year

2.5. Related Submittal(s) / Grant (s)

This submittal(s) (test report) is intended to comply with Section 15.247 of the FCC Part 15, Subpart C Rules.

2.6. Modifications

No modifications were implemented to meet testing criteria.

3. TEST CONDITIONS AND RESULTS

3.1. Conducted Emissions Test

LIMIT

According to FCC CFR Title 47 Part 15 Subpart C Section 15.207 and RSS Gen 8.8, AC Power Line Conducted Emissions Limits for Licence-Exempt Radio Apparatus as below:

Frequency range (MHz)	Limit (dBuV)	
	Quasi-peak	Average
0.15-0.5	66 to 56*	56 to 46*
0.5-5	56	46
5-30	60	50

* Decreases with the logarithm of the frequency.

TEST CONFIGURATION

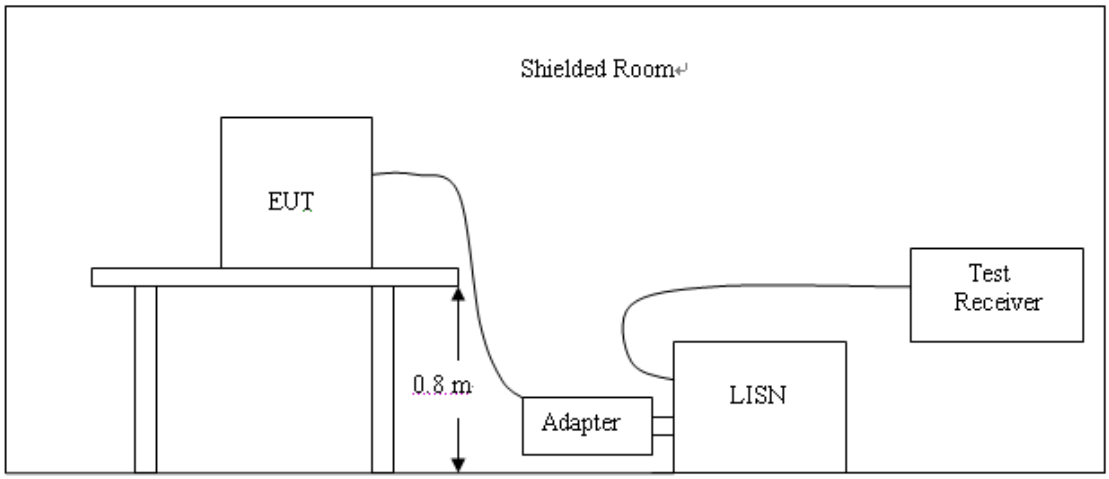

TEST PROCEDURE

1. The equipment was set up as per the test configuration to simulate typical actual usage per the user's manual. The EUT is a tabletop system; a wooden table with a height of 0.8 meters is used and is placed on the ground plane as per ANSI C63.10:2013.
2. Support equipment, if needed, was placed as per ANSI C63.10:2013.
3. All I/O cables were positioned to simulate typical actual usage as per ANSI C63.10:2013.
4. The adapter received AC120V/60Hz power through a Line Impedance Stabilization Network (LISN) which supplied power source and was grounded to the ground plane.
5. All support equipments received AC power from a second LISN, if any.
6. The EUT test program was started. Emissions were measured on each current carrying line of the EUT using a spectrum Analyzer / Receiver connected to the LISN powering the EUT. The LISN has two monitoring points: Line 1 (Hot Side) and Line 2 (Neutral Side). Two scans were taken: one with Line 1 connected to Analyzer / Receiver and Line 2 connected to a 50 ohm load; the second scan had Line 1 connected to a 50 ohm load and Line 2 connected to the Analyzer / Receiver.
7. Analyzer / Receiver scanned from 150 KHz to 30MHz for emissions in each of the test modes.
8. During the above scans, the emissions were maximized by cable manipulation.

TEST RESULTS

Remark:
1. All modes were tested; only the worst result of antenna 4 test mode 1 was reported as below:
2. Both 120 VAC, 50/60 Hz and 240 VAC, 50/60 Hz power supply have been tested, only the worst result of 120 VAC, 60 Hz was reported as below:

Test Mode	1	Line:	L

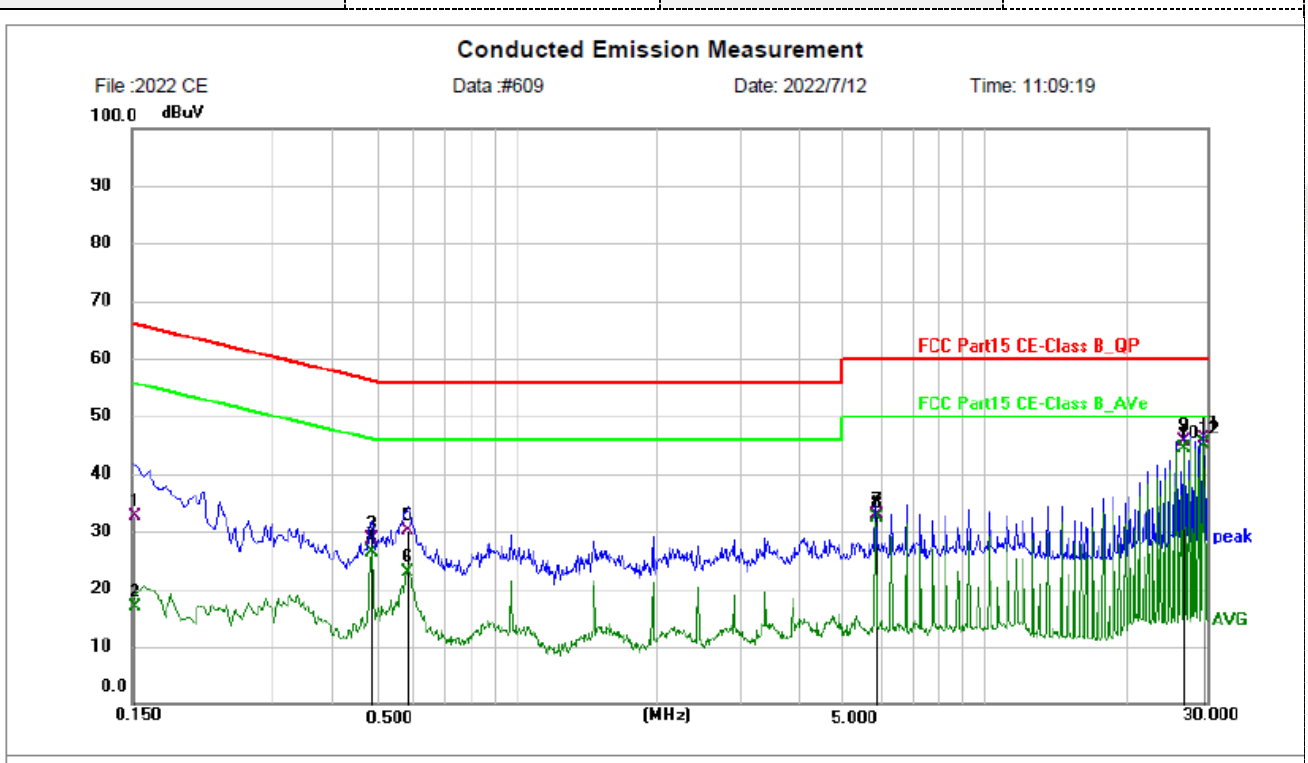

Site EMC 1#
Limit: FCC Part15 CE-Class B_QP
EUT:
M/N:
Mode: WORKING
Note:

Phase: L1
Power: AC230V/50Hz

Temperature: 26(C)
Humidity: 54 %RH

No.	Frequency (MHz)	Reading (dBuV)	Factor (dB)	Level (dBuV)	Limit (dBuV)	Margin (dB)	Detector	P/F	Remark
1	0.1520	22.66	10.05	32.71	65.89	33.18	QP	P	
2	0.1520	6.76	10.05	16.81	55.89	39.08	AVG	P	
3	0.4870	18.61	10.04	28.65	56.22	27.57	QP	P	
4	0.4870	16.27	10.04	26.31	46.22	19.91	AVG	P	
5	0.5810	20.20	10.05	30.25	56.00	25.75	QP	P	
6	0.5810	12.71	10.05	22.76	46.00	23.24	AVG	P	
7	5.8490	22.79	10.12	32.91	60.00	27.09	QP	P	
8	5.8490	22.24	10.12	32.36	50.00	17.64	AVG	P	
9	26.8070	35.56	10.12	45.68	60.00	14.32	QP	P	
10	26.8070	34.38	10.12	44.50	50.00	5.50	AVG	P	
11	29.2470	36.00	10.01	46.01	60.00	13.99	QP	P	
12 *	29.2470	35.22	10.01	45.23	50.00	4.77	AVG	P	

Test Mode	1	Line:	N

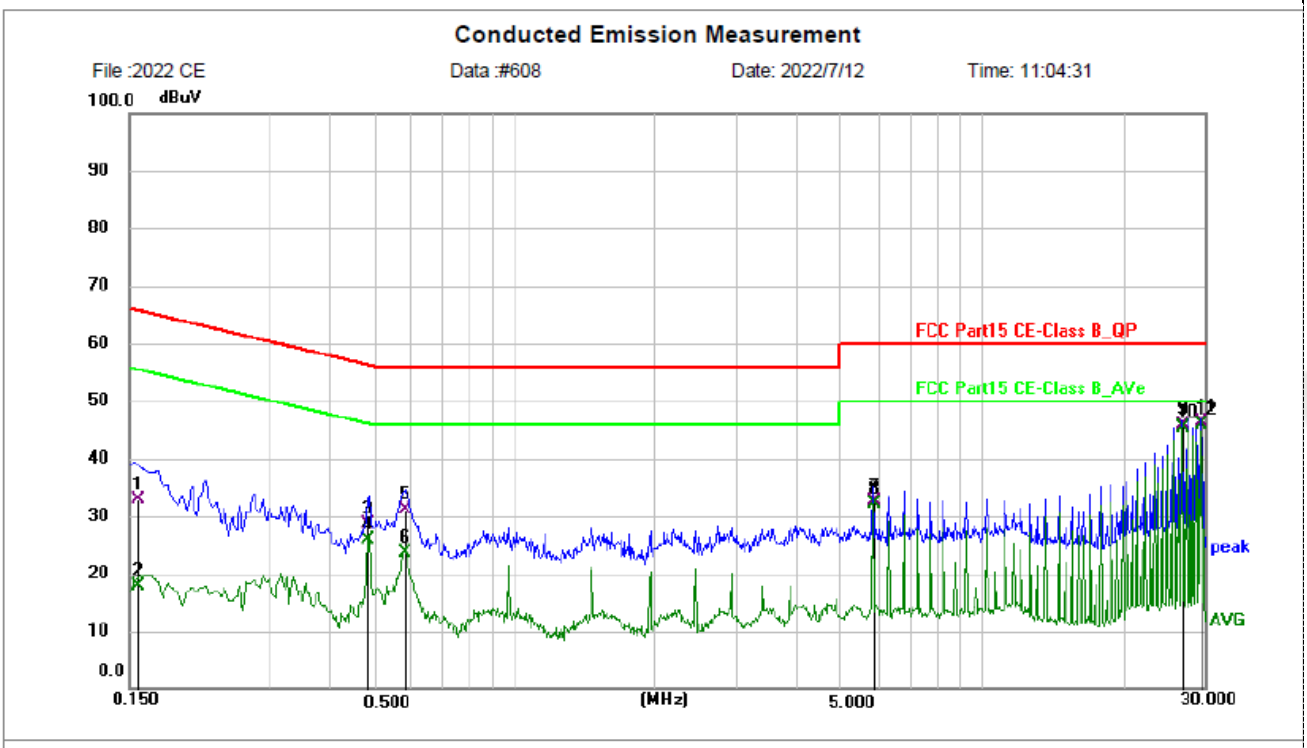

Site EMC 1#
Limit: FCC Part15 CE-Class B_QP
EUT:
M/N:
Mode: WORKING
Note:

Phase: N
Power: AC230V/50Hz

Temperature: 26(C)
Humidity: 54 %RH

No.	Frequency (MHz)	Reading (dBuV)	Factor (dB)	Level (dBuV)	Limit (dBuV)	Margin (dB)	Detector	P/F	Remark
1	0.1570	22.94	10.05	32.99	65.62	32.63	QP	P	
2	0.1570	7.75	10.05	17.80	55.62	37.82	AVG	P	
3	0.4860	18.63	10.05	28.68	56.24	27.56	QP	P	
4	0.4860	15.95	10.05	26.00	46.24	20.24	AVG	P	
5	0.5840	20.97	10.05	31.02	56.00	24.98	QP	P	
6	0.5840	13.55	10.05	23.60	46.00	22.40	AVG	P	
7	5.8490	22.53	10.14	32.67	60.00	27.33	QP	P	
8	5.8490	21.90	10.14	32.04	50.00	17.96	AVG	P	
9	26.8040	35.61	10.22	45.83	60.00	14.17	QP	P	
10	26.8040	35.08	10.22	45.30	50.00	4.70	AVG	P	
11	29.2410	36.24	10.02	46.26	60.00	13.74	QP	P	
12 *	29.2410	35.74	10.02	45.76	50.00	4.24	AVG	P	

Remark: Level(dBuV)=Reading(dBuV) + Factor(dB)
Margin=Limit(dBuV/m)- Level(dBuV/m)

3.2. Radiated Emissions and Band Edge

Limit

For intentional device, according to § 15.209(a), the general requirement of field strength of radiated emission out of authorized band shall not exceed the following table at a 3 meters measurement distance.

In addition, radiated emissions which fall in the restricted bands, as defined in §15.205(a), must also comply with the radiated emission limits specified in §15.209(a)

For intentional device, according to RSS-Gen section 8.9, the general requirement of field strength of radiated emission out of authorized band shall not exceed the following table at a 3 meters measurement distance.

In addition, radiated emissions which fall in the restricted bands, as defined in RSS-Gen section 8.10, must also comply with the radiated emission limits specified in RSS-Gen section 8.9

Radiated emission limits

Frequency (MHz)	Distance (Meters)	Radiated (dBμV/m)	Radiated (μV/m)
0.009-0.49	3	20log(2400/F(KHz))+40log(300/3)	2400/F(KHz)
0.49-1.705	3	20log(24000/F(KHz))+ 40log(30/3)	24000/F(KHz)
1.705-30	3	20log(30)+ 40log(30/3)	30
30-88	3	40.0	100
88-216	3	43.5	150
216-960	3	46.0	200
Above 960	3	54.0	500

TEST CONFIGURATION

(A) Radiated Emission Test Set-Up, Frequency Below 30MHz

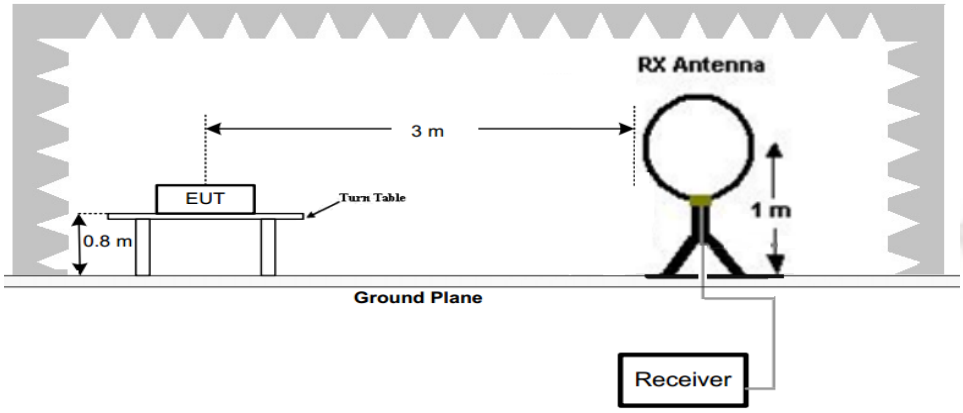

(B) Radiated Emission Test Set-Up, Frequency below 1000MHz

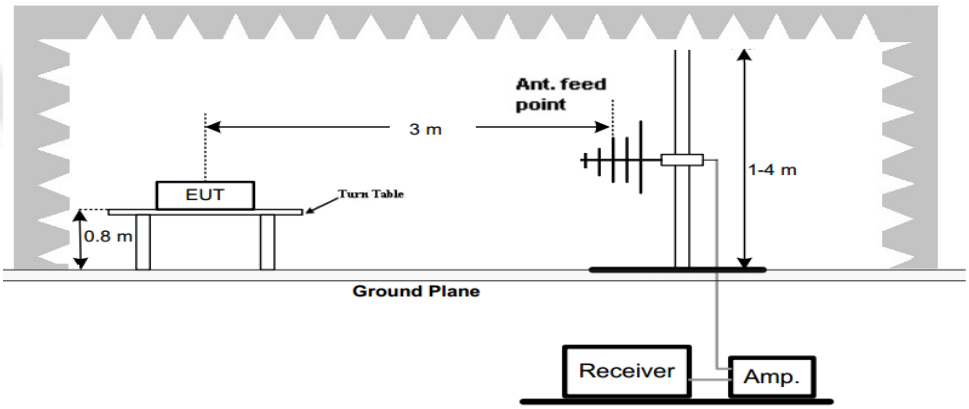

(C) Radiated Emission Test Set-Up, Frequency above 1000MHz

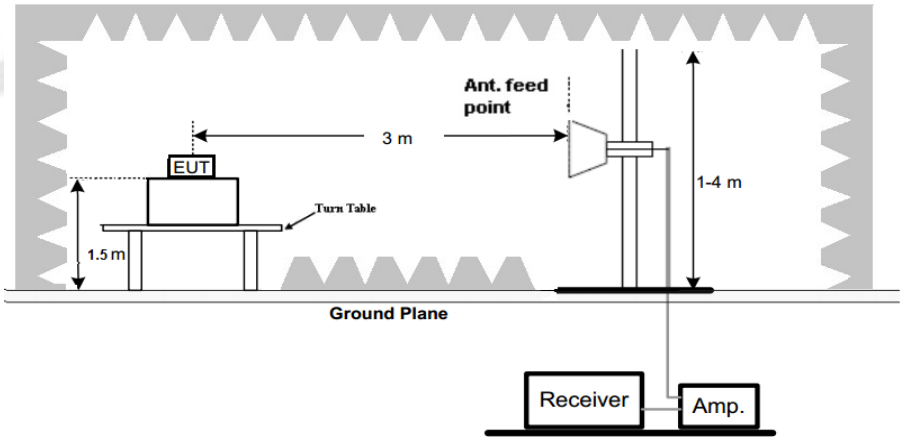

Test Procedure

1. Below 1GHz measurement the EUT is placed on a turntable which is 0.8m above ground plane, and above 1GHz measurement EUT was placed on a low permittivity and low loss tangent turn table which is 1.5m above ground plane.
2. Maximum procedure was performed by raising the receiving antenna from 1m to 4m and rotating the turn table from 0℃ to 360℃ to acquire the highest emissions from EUT
3. And also, each emission was to be maximized by changing the polarization of receiving antenna both horizontal and vertical.
4. Repeat above procedures until all frequency measurements have been completed.
5. Radiated emission test frequency band from 9KHz to 25GHz.
6. The distance between test antenna and EUT as following table states:

Test Frequency range	Test Antenna Type	Test Distance
9KHz-30MHz	Active Loop Antenna	3
30MHz-1GHz	Bilog Antenna	3
1GHz-18GHz	Horn Antenna	3
18GHz-25GHz	Horn Anternna	1

7. Setting test receiver/spectrum as following table states:

Test Frequency range	Test Receiver/Spectrum Setting	Detector
9KHz-150KHz	RBW=200Hz/VBW=3KHz,Sweep time=Auto	QP
150KHz-30MHz	RBW=9KHz/VBW=100KHz,Sweep time=Auto	QP
30MHz-1GHz	RBW=120KHz/VBW=1000KHz,Sweep time=Auto	QP
1GHz-40GHz	Peak Value: RBW=1MHz/VBW=3MHz, Sweep time=Auto Average Value: RBW=1MHz/VBW=10Hz, Sweep time=Auto	Peak

TEST RESULTS

Remark:
1. Radiated emission test from 9 KHz to 10th harmonic of fundamental was verified, and The emission levels from 9kHz to 30MHz are attenuated 20dB below the limit and not recorded in report.
2. For 30MHz to 1GHz measurement all modes were tested; only the worst result of antenna 4 test mode 1 was reported as below.

For 30MHz-1GHz

Test mode:	1	Polarization:	Horizontal

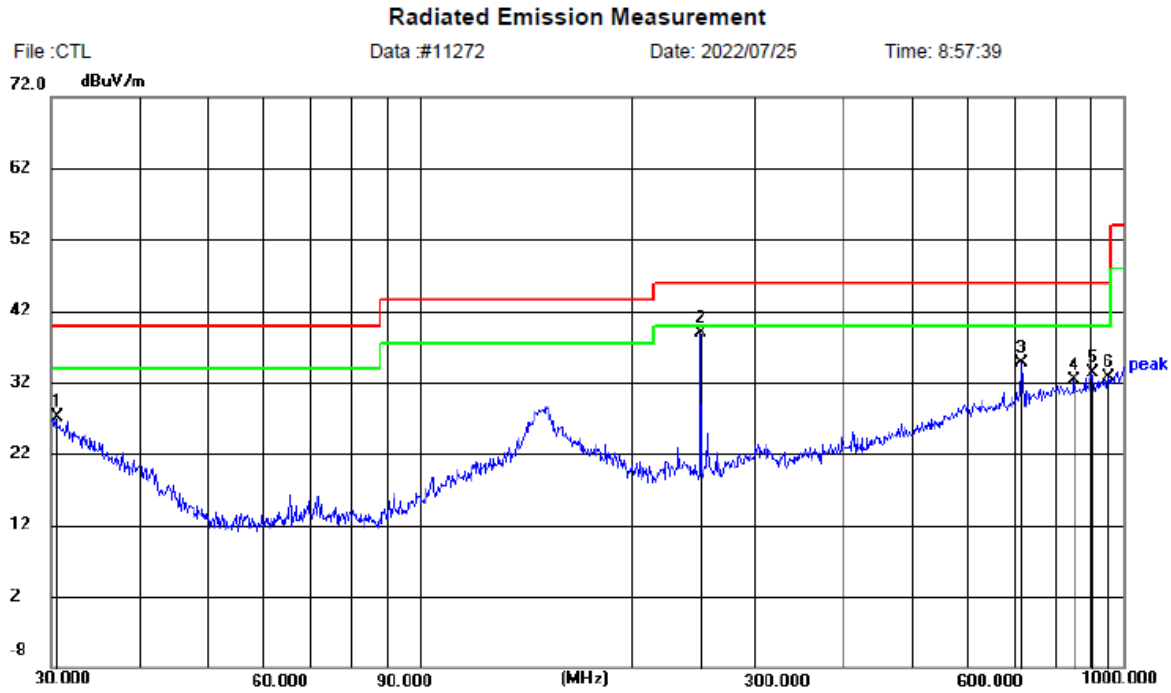

Site LAB Chamber 1
Limit: FCC Part15 Class B_30-1000MHz
EUT: /
M/N: /
Mode: WORKING
Note: /
/

Polarization: *Horizontal*
Power: AC120/60Hz
Distance: 3m

Temperature: 25(C)
Humidity: 50 %

No.	Frequency (MHz)	Reading (dBuV)	Factor (dB/m)	Level (dBuV/m)	Limit (dBuV/m)	Margin (dB)	Detector	Height (cm)	Azimuth (deg.)	P/F	Remark
1	30.5306	35.82	-8.70	27.12	40.00	12.88	peak	100	1	P	
2	250.3011	24.62	14.38	39.00	46.00	7.00	peak	100	37	P	
3	716.6820	10.18	24.43	34.61	46.00	11.39	peak	100	189	P	
4	848.0563	6.31	25.91	32.22	46.00	13.78	peak	100	44	P	
5	900.1474	7.00	26.29	33.29	46.00	12.71	peak	100	248	P	
6	952.0937	5.47	27.30	32.77	46.00	13.23	peak	100	93	P	

Test mode:	1	Polarization:	Vertical

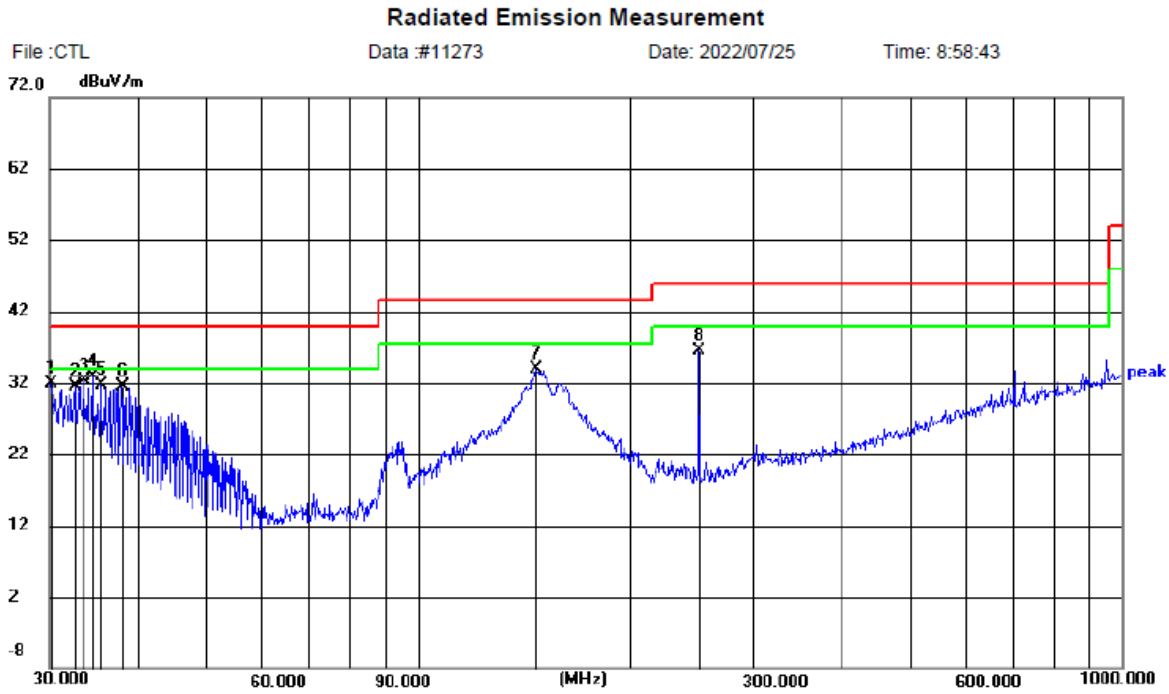

Site LAB Chamber 1
Limit: FCC Part15 Class B_30-1000MHz
EUT: /
M/N: /
Mode: WORKING
Note: /
/

Polarization: *Vertical*
Power: AC120/60Hz
Distance: 3m

Temperature: 25(C)
Humidity: 50 %

No.	Frequency (MHz)	Reading (dBuV)	Factor (dB/m)	Level (dBuV/m)	Limit (dBuV/m)	Margin (dB)	Detector	Height (cm)	Azimuth (deg.)	P/F	Remark
1	30.1053	40.02	-8.02	32.00	40.00	8.00	peak	100	174	P	
2	32.6340	11.06	20.52	31.58	40.00	8.42	peak	100	77	P	
3	33.5624	12.36	19.94	32.30	40.00	7.70	peak	100	360	P	
4	34.5172	13.52	19.35	32.87	40.00	7.13	peak	100	49	P	
5	35.4992	12.98	18.63	31.61	40.00	8.39	peak	100	49	P	
6	37.9449	14.87	16.63	31.50	40.00	8.50	peak	100	8	P	
7	147.4036	19.35	14.47	33.82	43.50	9.68	peak	100	296	P	
8	250.3011	22.06	14.38	36.44	46.00	9.56	peak	100	112	P	

Remark: Level(dBuV/m)=Reading(dBuV)+Factor(dB/m)
Margin= Limit(dBuV/m)- Level(dBuV/m)

For 1GHz to 10GHz

Antenna 1

Test Frequency (MHz)	902.5	Polarization:	Horizontal

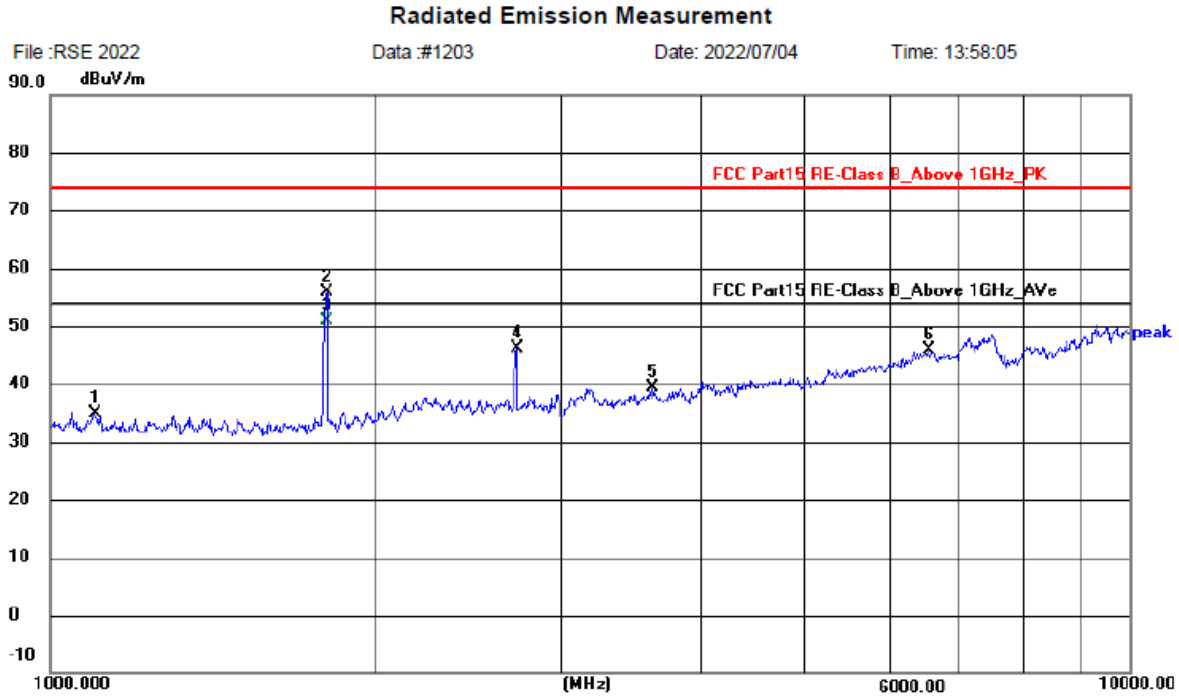

Site CTL 966 Chamber 1
Limit: FCC Part15 RE-Class B_Above 1GHz_PK
EUT:
M/N: UR-008
Mode: WORKING
Note: 天线1 902.5 功率21
Company name: SID Global Sdn Bhd

Polarization: ***Horizontal***
Power: AC230V/50Hz
Distance: 3m

Temperature: 25(C)
Humidity: 50 %

No.	Frequency (MHz)	Reading (dBuV)	Factor (dB/m)	Level (dBuV/m)	Limit (dBuV/m)	Margin (dB)	Detector	Height (cm)	Azimuth (deg.)	P/F	Remark
1	1100.589	60.08	-25.26	34.82	74.00	39.18	peak	150	360	P	
2	1805.095	80.94	-25.06	55.88	74.00	18.12	peak	150	360	P	
3	1805.095	75.89	-25.06	50.83	54.00	3.17	AVG	150	360	P	
4	2707.852	65.72	-19.66	46.06	74.00	27.94	peak	150	360	P	
5	3610.000	56.83	-17.51	39.32	74.00	34.68	peak	150	360	P	
6	6514.409	54.47	-8.58	45.89	74.00	28.11	peak	150	360	P	

Test Frequency (MHz)	902.5	Polarization:	Vertical

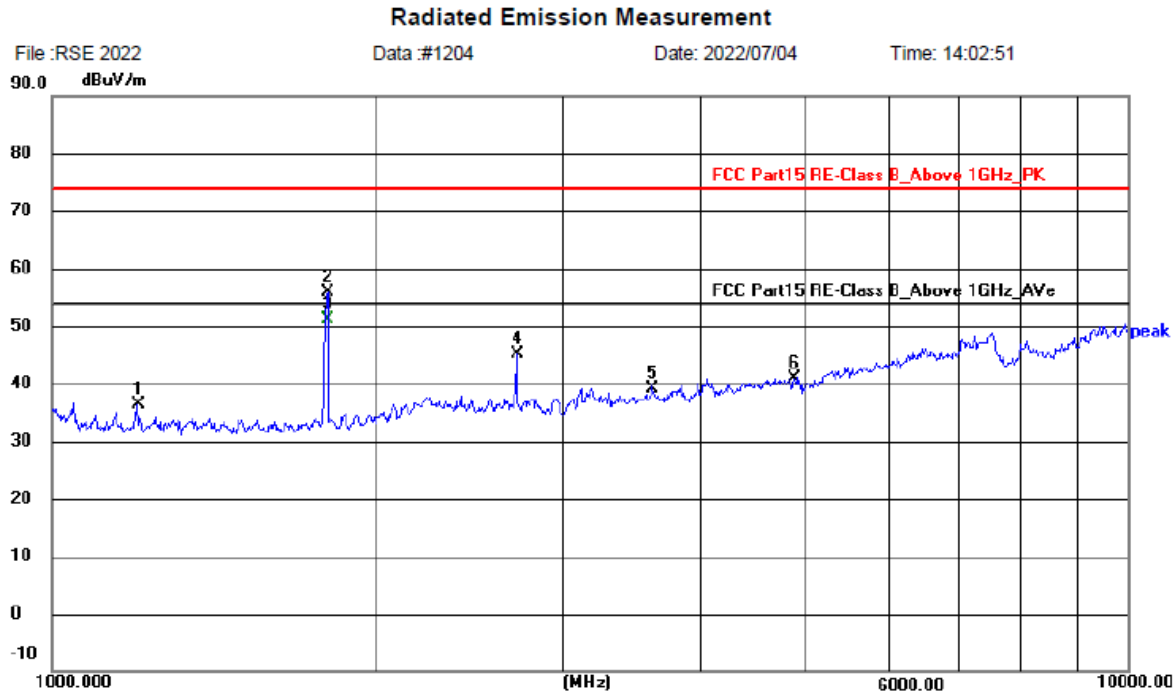

Site CTL 966 Chamber 1
Limit: FCC Part15 RE-Class B_Above 1GHz_PK
EUT:
M/N: UR-008
Mode: WORKING
Note: 天线1 902.5 功率21
Company name: SID Global Sdn Bhd

Polarization: *Vertical*
Power: AC230V/50Hz
Distance: 3m

Temperature: 25(C)
Humidity: 50 %

No.	Frequency (MHz)	Reading (dBuV)	Factor (dB/m)	Level (dBuV/m)	Limit (dBuV/m)	Margin (dB)	Detector	Height (cm)	Azimuth (deg.)	P/F	Remark
1	1199.845	61.80	-25.43	36.37	74.00	37.63	peak	150	0	P	
2	1805.095	80.93	-25.06	55.87	74.00	18.13	peak	150	0	P	
3	1805.095	76.18	-25.06	51.12	54.00	2.88	AVG	150	0	P	
4	2707.073	64.73	-19.66	45.07	74.00	28.93	peak	150	0	P	
5	3610.000	56.70	-17.51	39.19	74.00	34.81	peak	150	0	P	
6	4902.019	55.15	-14.26	40.89	74.00	33.11	peak	150	0	P	

Test Frequency (MHz)	915	Polarization:	Horizontal

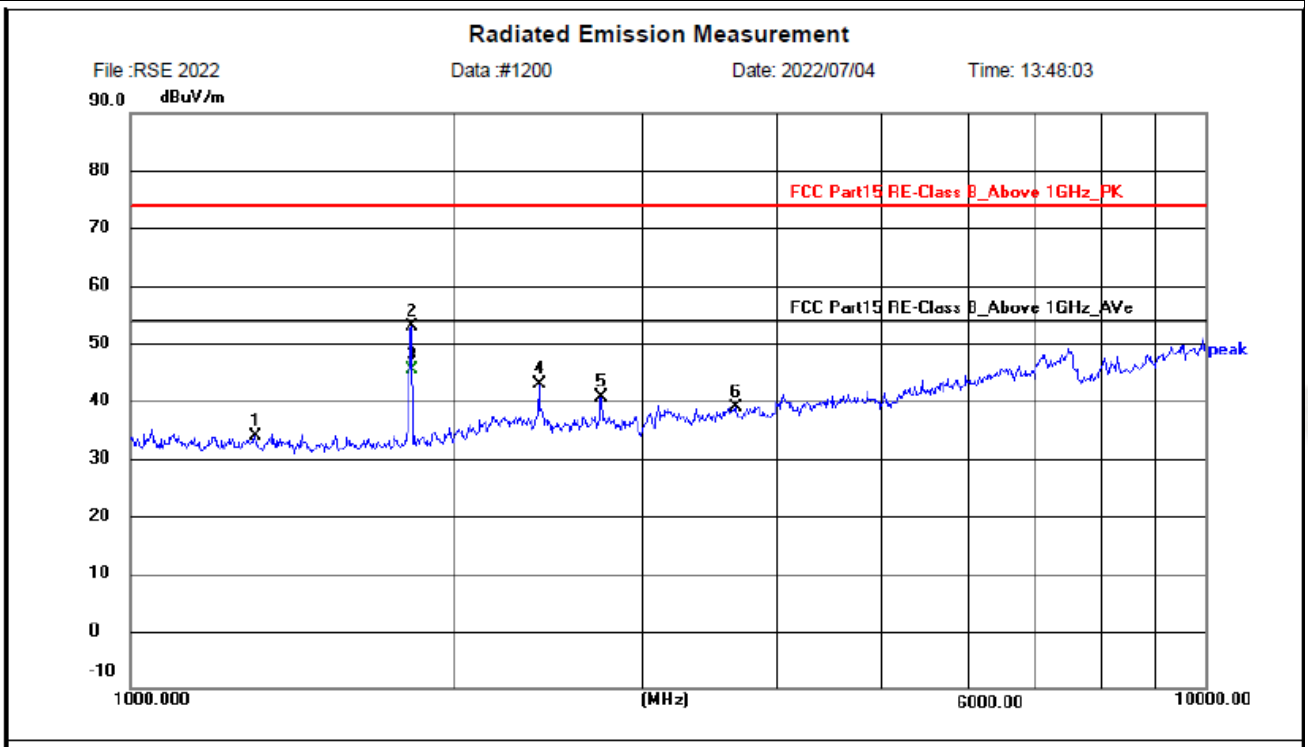

Site CTL 966 Chamber 1
Limit: FCC Part15 RE-Class B_Above 1GHz_PK
EUT:
M/N: UR-008
Mode: WORKING
Note: 天线1 915 功率21
Company name: SID Global Sdn Bhd

Polarization: *Horizontal*
Power: AC230V/50Hz
Distance: 3m

Temperature: 25(C)
Humidity: 50 %

No.	Frequency (MHz)	Reading (dBuV)	Factor (dB/m)	Level (dBuV/m)	Limit (dBuV/m)	Margin (dB)	Detector	Height (cm)	Azimuth (deg.)	P/F	Remark
1	1303.542	59.06	-25.12	33.94	74.00	40.06	peak	150	0	P	
2	1830.206	77.90	-24.90	53.00	74.00	21.00	peak	150	0	P	
3	1830.206	70.16	-24.90	45.26	54.00	8.74	AVG	150	0	P	
4	2404.363	63.60	-20.67	42.93	74.00	31.07	peak	150	0	P	
5	2745.522	60.19	-19.57	40.62	74.00	33.38	peak	150	0	P	
6	3660.000	56.32	-17.40	38.92	74.00	35.08	peak	150	0	P	

Test Frequency (MHz)	915	Polarization:	Vertical

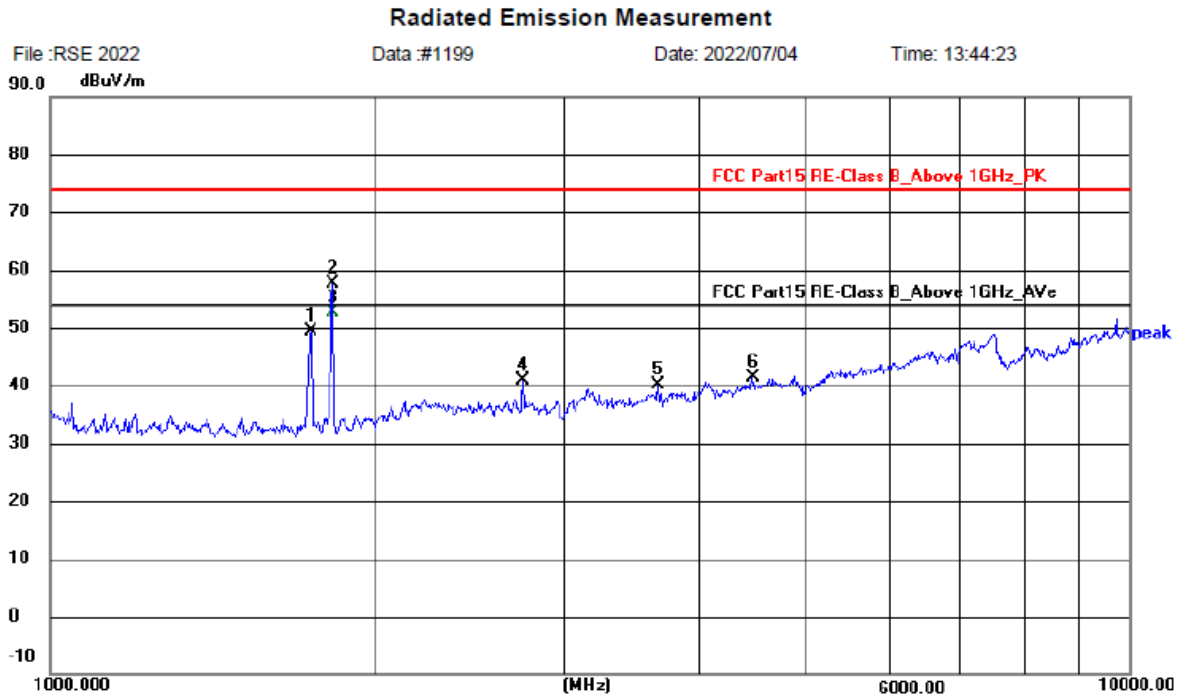

Site CTL 966 Chamber 1
Limit: FCC Part15 RE-Class B_Above 1GHz_PK
EUT:
M/N: UR-008
Mode: WORKING
Note: 天线1 915 功率21
Company name: SID Global Sdn Bhd

Polarization: *Vertical*
Power: AC230V/50Hz
Distance: 3m

Temperature: 25(C)
Humidity: 50 %

No.	Frequency (MHz)	Reading (dBuV)	Factor (dB/m)	Level (dBuV/m)	Limit (dBuV/m)	Margin (dB)	Detector	Height (cm)	Azimuth (deg.)	P/F	Remark
1	1747.330	74.66	-25.39	49.27	74.00	24.73	peak	150	360	P	
2	1829.679	82.64	-24.91	57.73	74.00	16.27	peak	150	360	P	
3	1829.679	77.65	-24.91	52.74	54.00	1.26	AVG	150	360	P	
4	2744.732	60.43	-19.57	40.86	74.00	33.14	peak	150	360	P	
5	3660.159	57.56	-17.40	40.16	74.00	33.84	peak	150	360	P	
6	4473.269	56.54	-15.16	41.38	74.00	32.62	peak	150	360	P	

Test Frequency (MHz)	927.5	Polarization:	Horizontal

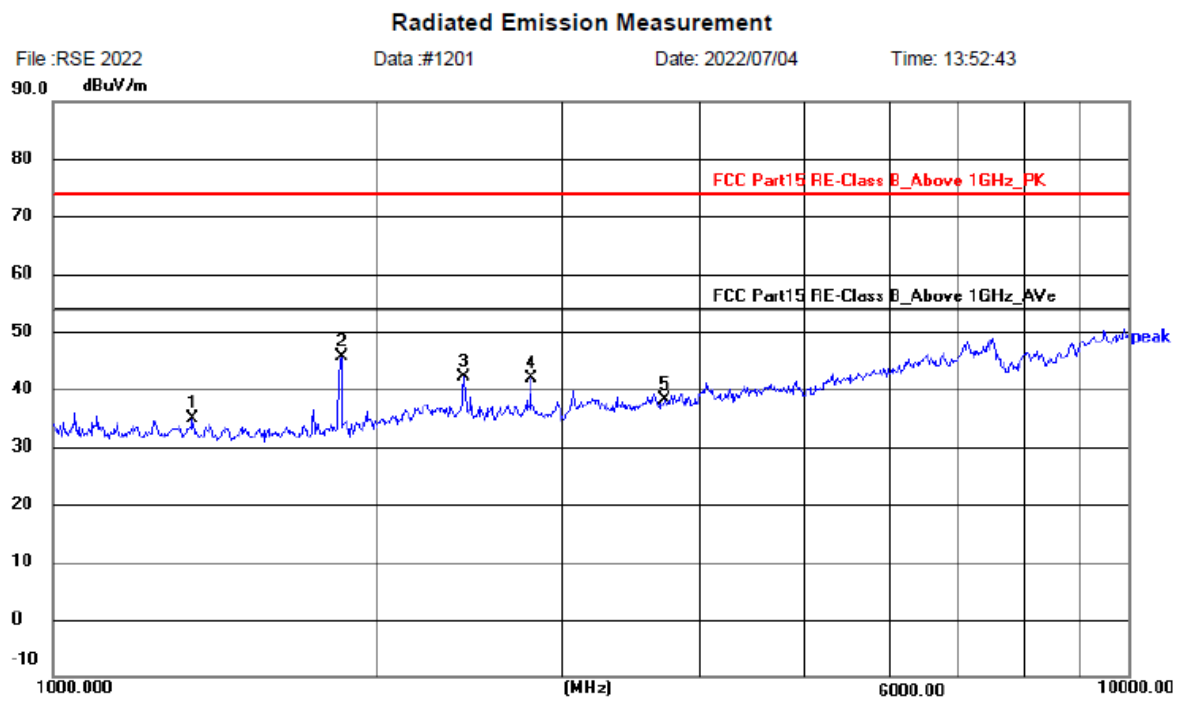

Site CTL 966 Chamber 1
Limit: FCC Part15 RE-Class B_Above 1GHz_PK
EUT:
M/N: UR-008
Mode: WORKING
Note: 天线1 927.5 功率21
Company name: SID Global Sdn Bhd

Polarization: *Horizontal*
Power: AC230V/50Hz
Distance: 3m

Temperature: 25(C)
Humidity: 50 %

No.	Frequency (MHz)	Reading (dBuV)	Factor (dB/m)	Level (dBuV/m)	Limit (dBuV/m)	Margin (dB)	Detector	Height (cm)	Azimuth (deg.)	P/F	Remark
1	1347.023	60.18	-25.23	34.95	74.00	39.05	peak	150	360	P	
2	1855.133	70.49	-24.74	45.75	74.00	28.25	peak	150	360	P	
3	2411.293	62.75	-20.65	42.10	74.00	31.90	peak	150	360	P	
4	2782.115	61.47	-19.48	41.99	74.00	32.01	peak	150	360	P	
5	3710.000	55.52	-17.29	38.23	74.00	35.77	peak	150	360	P	

Test Frequency (MHz)	927.5	Polarization:	Vertical

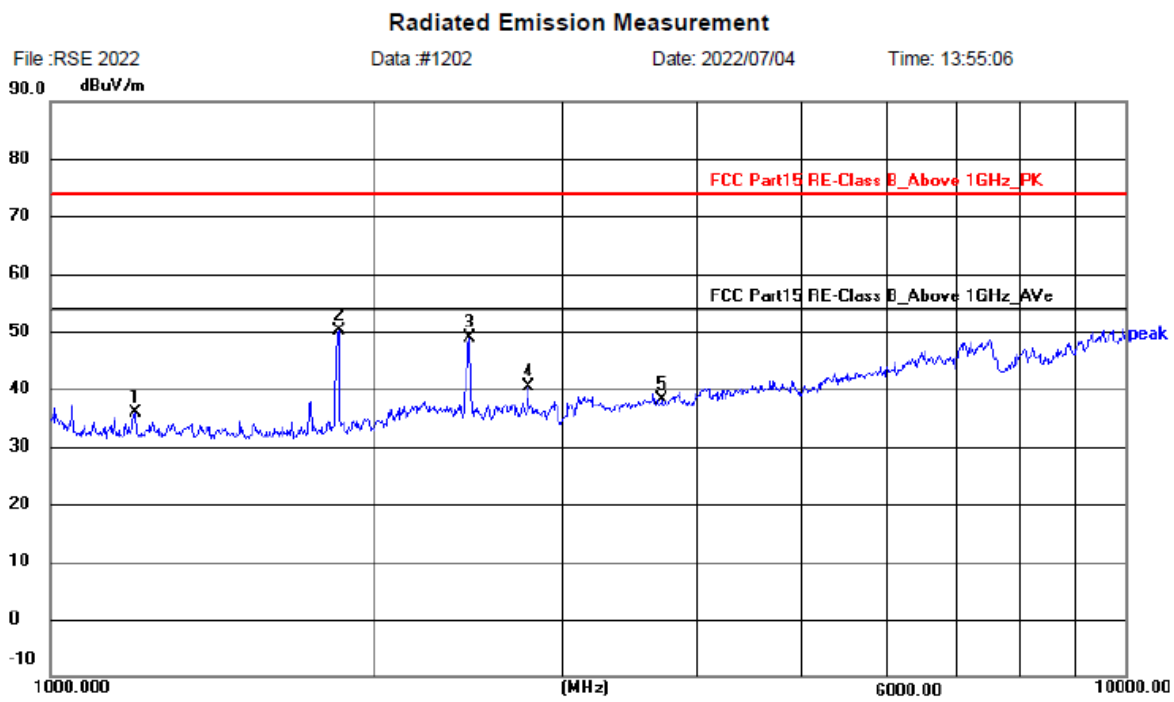

Site CTL 966 Chamber 1
Limit: FCC Part15 RE-Class B_Above 1GHz_PK
EUT:
M/N: UR-008
Mode: WORKING
Note: 天线1 927.5 功率21
Company name: SID Global Sdn Bhd

Polarization: *Vertical*
Power: AC230V/50Hz
Distance: 3m

Temperature: 25(C)
Humidity: 50 %

No.	Frequency (MHz)	Reading (dBuV)	Factor (dB/m)	Level (dBuV/m)	Limit (dBuV/m)	Margin (dB)	Detector	Height (cm)	Azimuth (deg.)	P/F	Remark
1	1200.190	61.42	-25.43	35.99	74.00	38.01	peak	150	0	P	
2	1855.133	74.92	-24.74	50.18	74.00	23.82	peak	150	0	P	
3	2458.244	69.41	-20.52	48.89	74.00	25.11	peak	150	0	P	
4	2782.115	59.93	-19.48	40.45	74.00	33.55	peak	150	0	P	
5	3709.500	55.32	-17.30	38.02	74.00	35.98	peak	150	0	P	

Antenna 2

Test Frequency (MHz)	902.5	Polarization:	Horizontal

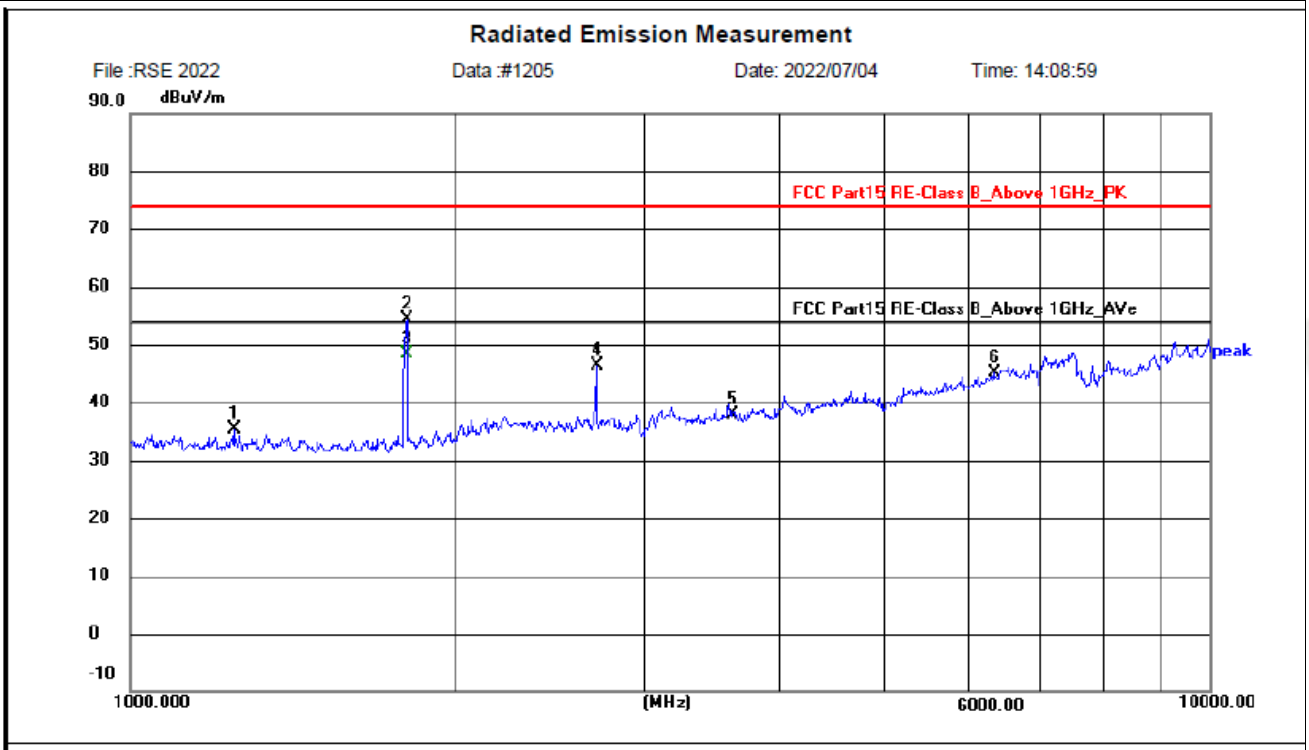

Site CTL 966 Chamber 1
Limit: FCC Part15 RE-Class B_Above 1GHz_PK
EUT:
M/N: UR-008
Mode: WORKING
Note: 天线2 902.5 功率21
Company name: SID Global Sdn Bhd

Polarization: *Horizontal*
Power: AC230V/50Hz
Distance: 3m

Temperature: 25(C)
Humidity: 50 %

No.	Frequency (MHz)	Reading (dBuV)	Factor (dB/m)	Level (dBuV/m)	Limit (dBuV/m)	Margin (dB)	Detector	Height (cm)	Azimuth (deg.)	P/F	Remark
1	1247.743	60.57	-25.28	35.29	74.00	38.71	peak	150	360	P	
2	1805.095	79.56	-25.06	54.50	74.00	19.50	peak	150	360	P	
3	1805.095	73.38	-25.06	48.32	54.00	5.68	AVG	150	0	P	
4	2707.073	65.96	-19.66	46.30	74.00	27.70	peak	150	360	P	
5	3610.000	55.30	-17.51	37.79	74.00	36.21	peak	150	360	P	
6	6309.573	54.65	-9.56	45.09	74.00	28.91	peak	150	360	P	

Test Frequency (MHz)	902.5	Polarization:	Vertical

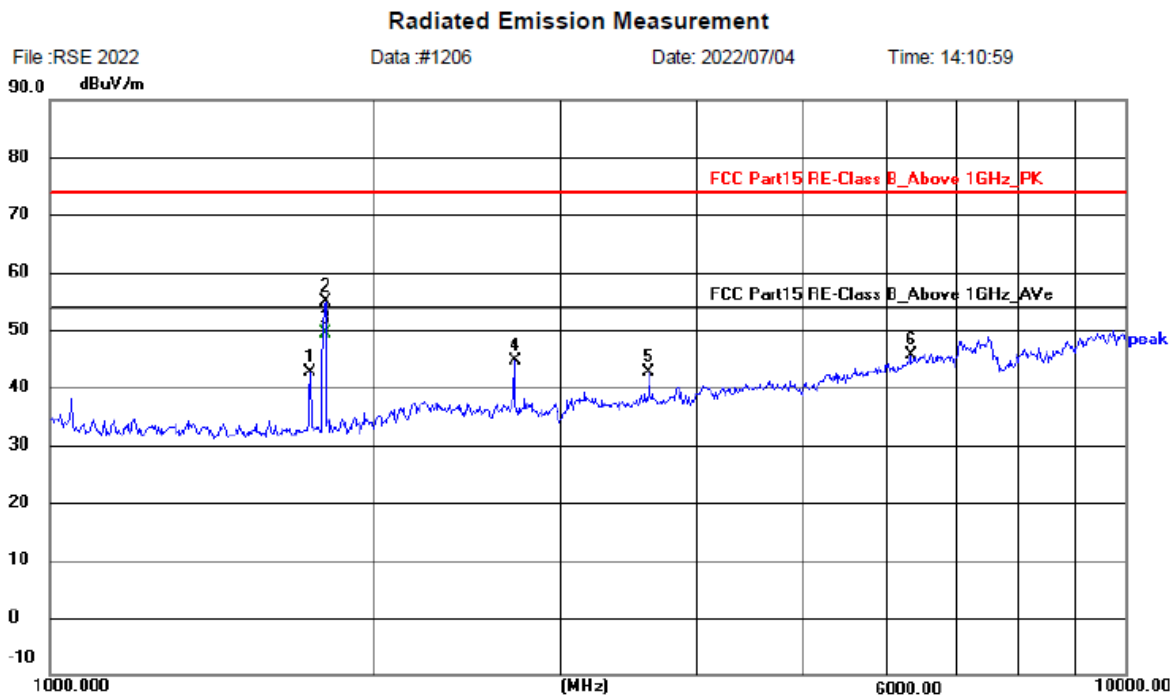

Site CTL 966 Chamber 1
Limit: FCC Part15 RE-Class B_Above 1GHz_PK
EUT:
M/N: UR-008
Mode: WORKING
Note: 天线2 902.5 功率21
Company name: SID Global Sdn Bhd

Polarization: *Vertical*
Power: AC230V/50Hz
Distance: 3m

Temperature: 25(C)
Humidity: 50 %

No.	Frequency (MHz)	Reading (dBuV)	Factor (dB/m)	Level (dBuV/m)	Limit (dBuV/m)	Margin (dB)	Detector	Height (cm)	Azimuth (deg.)	P/F	Remark
1	1746.827	68.14	-25.39	42.75	74.00	31.25	peak	150	0	P	
2	1805.095	80.00	-25.06	54.94	74.00	19.06	peak	150	0	P	
3	1805.095	74.44	-25.06	49.38	54.00	4.62	AVG	150	0	P	
4	2707.073	64.34	-19.66	44.68	74.00	29.32	peak	150	0	P	
5	3609.940	60.04	-17.51	42.53	74.00	31.47	peak	150	0	P	
6	6318.660	55.23	-9.51	45.72	74.00	28.28	peak	150	0	P	

Test Frequency (MHz)	915	Polarization:	Horizontal

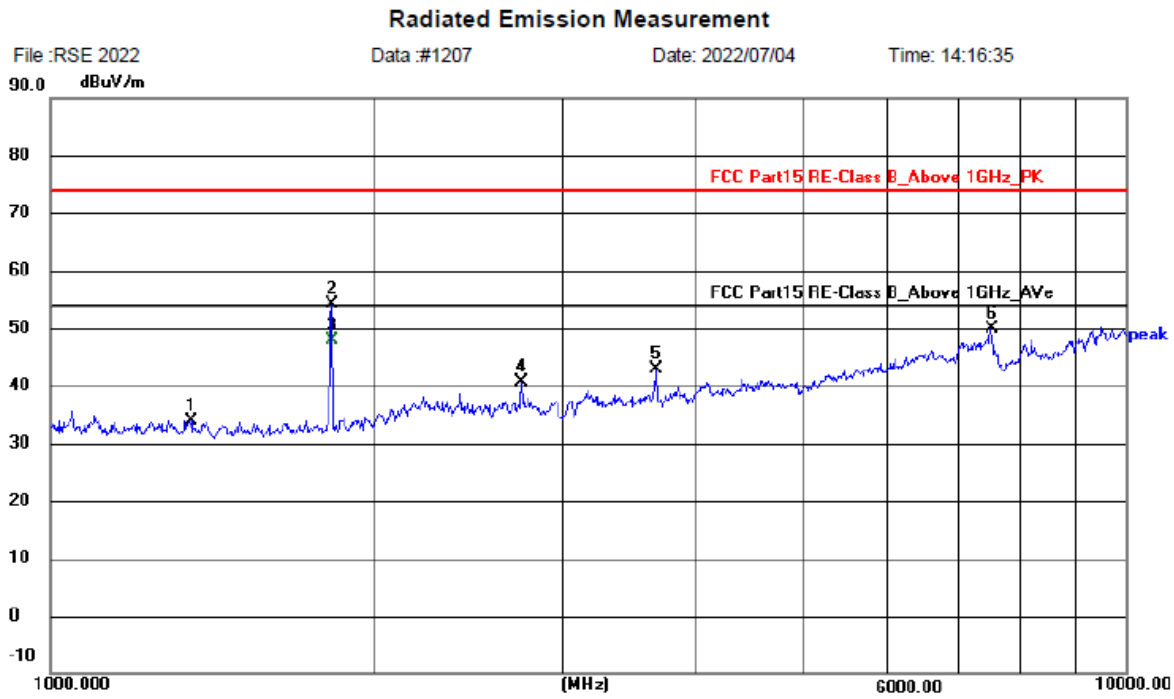

Site CTL 966 Chamber 1
Limit: FCC Part15 RE-Class B_Above 1GHz_PK
EUT:
M/N: UR-008
Mode: WORKING
Note: 天线2 915 功率21
Company name: SID Global Sdn Bhd

Polarization: *Horizontal*
Power: AC230V/50Hz
Distance: 3m

Temperature: 25(C)
Humidity: 50 %

No.	Frequency (MHz)	Reading (dBuV)	Factor (dB/m)	Level (dBuV/m)	Limit (dBuV/m)	Margin (dB)	Detector	Height (cm)	Azimuth (deg.)	P/F	Remark
1	1350.128	59.22	-25.23	33.99	74.00	40.01	peak			P	
2	1829.679	79.04	-24.91	54.13	74.00	19.87	peak			P	
3	1829.679	72.82	-24.91	47.91	54.00	6.09	AVG	150	360	P	
4	2744.732	60.26	-19.57	40.69	74.00	33.31	peak			P	
5	3660.159	60.19	-17.40	42.79	74.00	31.21	peak			P	
6	7496.784	57.09	-7.24	49.85	74.00	24.15	peak			P	

Test Frequency (MHz)	915	Polarization:	Vertical

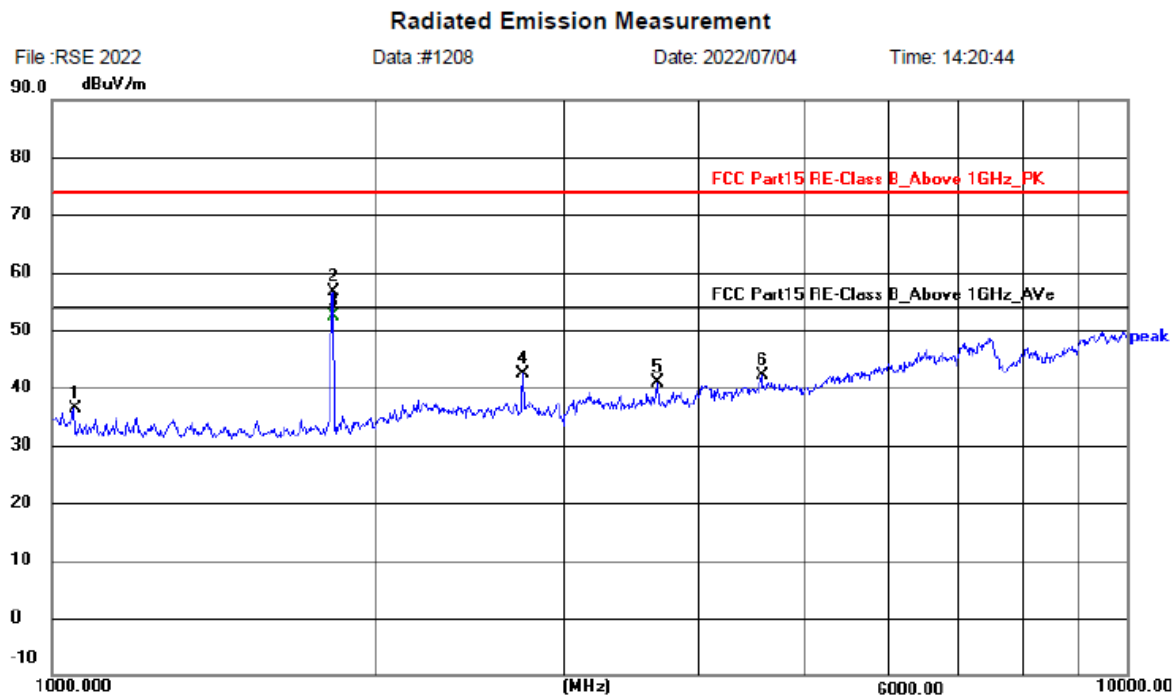

Site CTL 966 Chamber 1
Limit: FCC Part15 RE-Class B_Above 1GHz_PK
EUT:
M/N: UR-008
Mode: WORKING
Note: 天线2 915 功率21
Company name: SID Global Sdn Bhd

Polarization: *Vertical*
Power: AC230V/50Hz
Distance: 3m

Temperature: 25(C)
Humidity: 50 %

No.	Frequency (MHz)	Reading (dBuV)	Factor (dB/m)	Level (dBuV/m)	Limit (dBuV/m)	Margin (dB)	Detector	Height (cm)	Azimuth (deg.)	P/F	Remark
1	1050.147	61.50	-25.03	36.47	74.00	37.53	peak	150	360	P	
2	1830.206	81.65	-24.90	56.75	74.00	17.25	peak	150	360	P	
3	1830.206	77.36	-24.90	52.46	54.00	1.54	AVG	150	360	P	
4	2744.732	61.85	-19.57	42.28	74.00	31.72	peak	150	360	P	
5	3660.159	58.36	-17.40	40.96	74.00	33.04	peak	150	360	P	
6	4576.147	56.95	-14.93	42.02	74.00	31.98	peak	150	360	P	

Test Frequency (MHz)	927.5	Polarization:	Horizontal

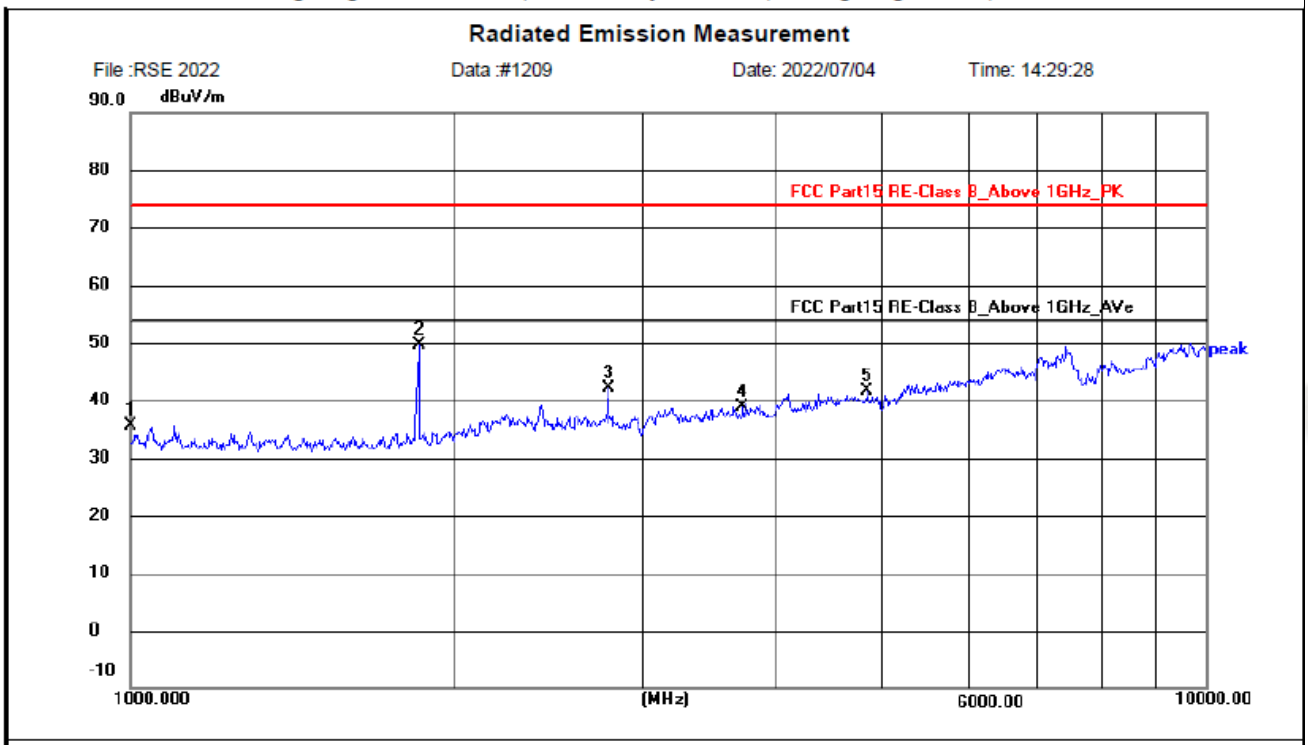

Site CTL 966 Chamber 1
Limit: FCC Part15 RE-Class B_Above 1GHz_PK
EUT:
M/N: UR-008
Mode: WORKING
Note: 天线2 927.5 功率21
Company name: SID Global Sdn Bhd

Polarization: ***Horizontal***
Power: AC230V/50Hz
Distance: 3m

Temperature: 25(C)
Humidity: 50 %

No.	Frequency (MHz)	Reading (dBuV)	Factor (dB/m)	Level (dBuV/m)	Limit (dBuV/m)	Margin (dB)	Detector	Height (cm)	Azimuth (deg.)	P/F	Remark
1	1000.864	60.53	-24.80	35.73	74.00	38.27	peak	150	0	P	
2	1855.133	74.26	-24.74	49.52	74.00	24.48	peak	150	0	P	
3	2782.115	61.67	-19.48	42.19	74.00	31.81	peak	150	0	P	
4	3710.000	56.29	-17.29	39.00	74.00	35.00	peak	150	0	P	
5	4845.906	56.06	-14.34	41.72	74.00	32.28	peak	150	0	P	

Test Frequency (MHz)	927.5	Polarization:	Vertical

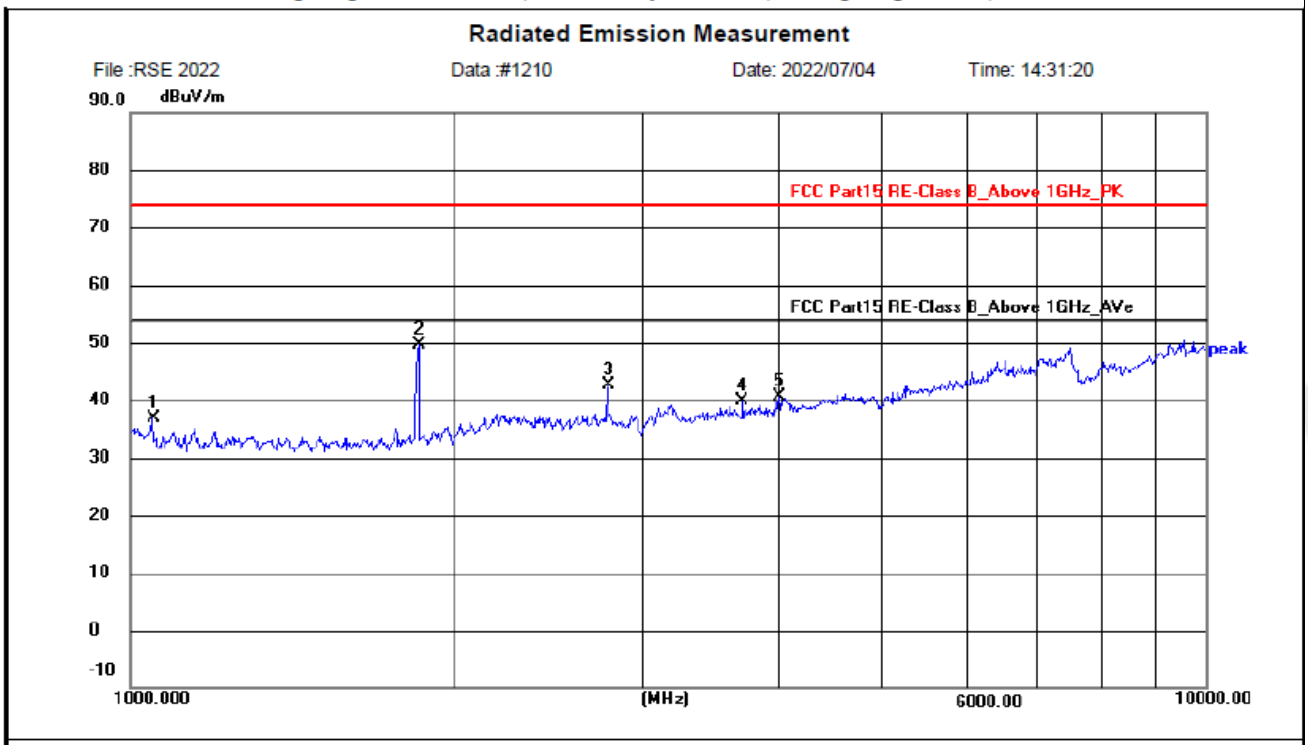

Site CTL 966 Chamber 1
Limit: FCC Part15 RE-Class B_Above 1GHz_PK
EUT:
M/N: UR-008
Mode: WORKING
Note: 天线2 927.5 功率21
Company name: SID Global Sdn Bhd

Polarization: *Vertical*
Power: AC230V/50Hz
Distance: 3m

Temperature: 25(C)
Humidity: 50 %

No.	Frequency (MHz)	Reading (dBuV)	Factor (dB/m)	Level (dBuV/m)	Limit (dBuV/m)	Margin (dB)	Detector	Height (cm)	Azimuth (deg.)	P/F	Remark
1	1050.147	61.80	-25.03	36.77	74.00	37.23	peak	150	360	P	
2	1855.133	74.26	-24.74	49.52	74.00	24.48	peak	150	360	P	
3	2782.915	62.15	-19.47	42.68	74.00	31.32	peak	150	360	P	
4	3711.077	57.26	-17.29	39.97	74.00	34.03	peak	150	360	P	
5	4014.440	56.89	-16.26	40.63	74.00	33.37	peak	150	360	P	

Antenna 3

Test Frequency (MHz)	902.5	Polarization:	Horizontal

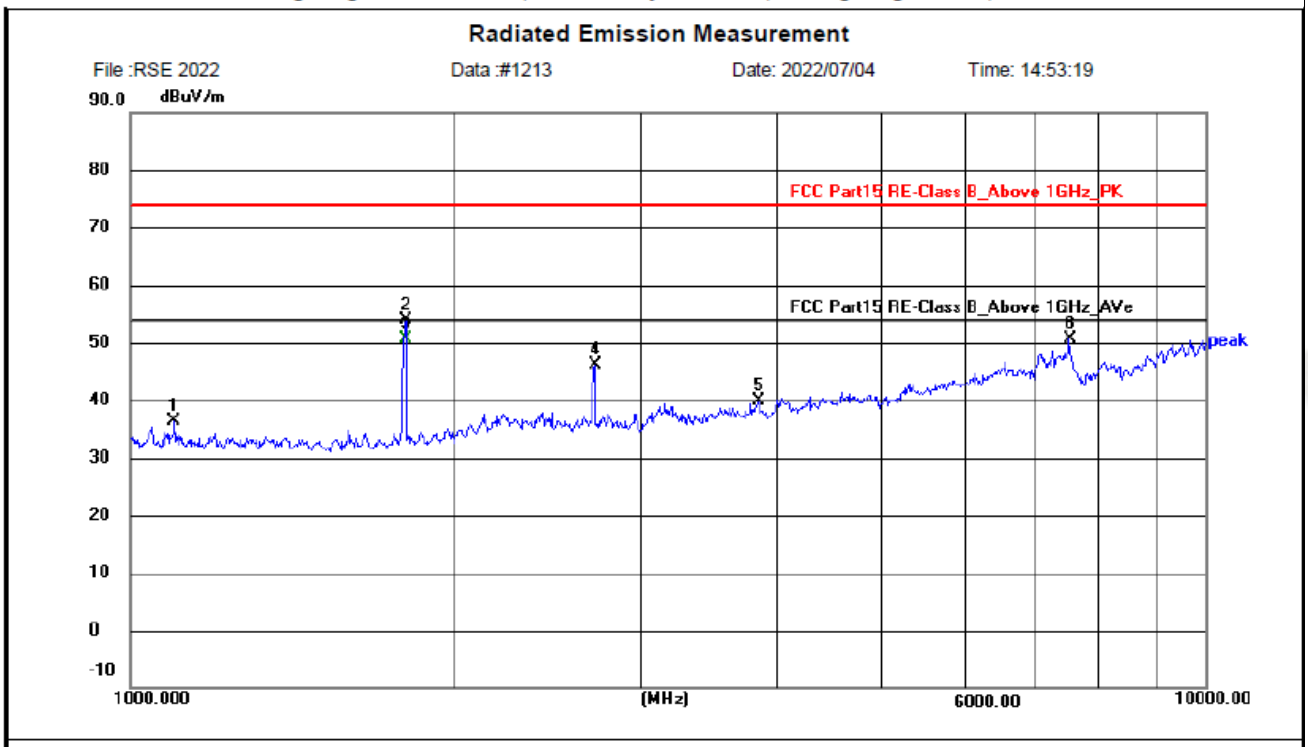

Site CTL 966 Chamber 1
Limit: FCC Part15 RE-Class B_Above 1GHz_PK
EUT:
M/N: UR-008
Mode: WORKING
Note: 天线3 902.5 功率21
Company name: SID Global Sdn Bhd

Polarization: *Horizontal*
Power: AC230V/50Hz
Distance: 3m

Temperature: 25(C)
Humidity: 50 %

No.	Frequency (MHz)	Reading (dBuV)	Factor (dB/m)	Level (dBuV/m)	Limit (dBuV/m)	Margin (dB)	Detector	Height (cm)	Azimuth (deg.)	P/F	Remark
1	1099.955	61.64	-25.25	36.39	74.00	37.61	peak	150	360	P	
2	1805.095	79.03	-25.06	53.97	74.00	20.03	peak	150	360	P	
3	1805.095	75.75	-25.06	50.69	54.00	3.31	AVG	150	360	P	
4	2707.852	65.71	-19.66	46.05	74.00	27.95	peak	150	360	P	
5	3845.918	56.86	-16.89	39.97	74.00	34.03	peak	150	360	P	
6	7481.695	57.89	-7.23	50.66	74.00	23.34	peak	150	360	P	

Test Frequency (MHz)	902.5	Polarization:	Vertical

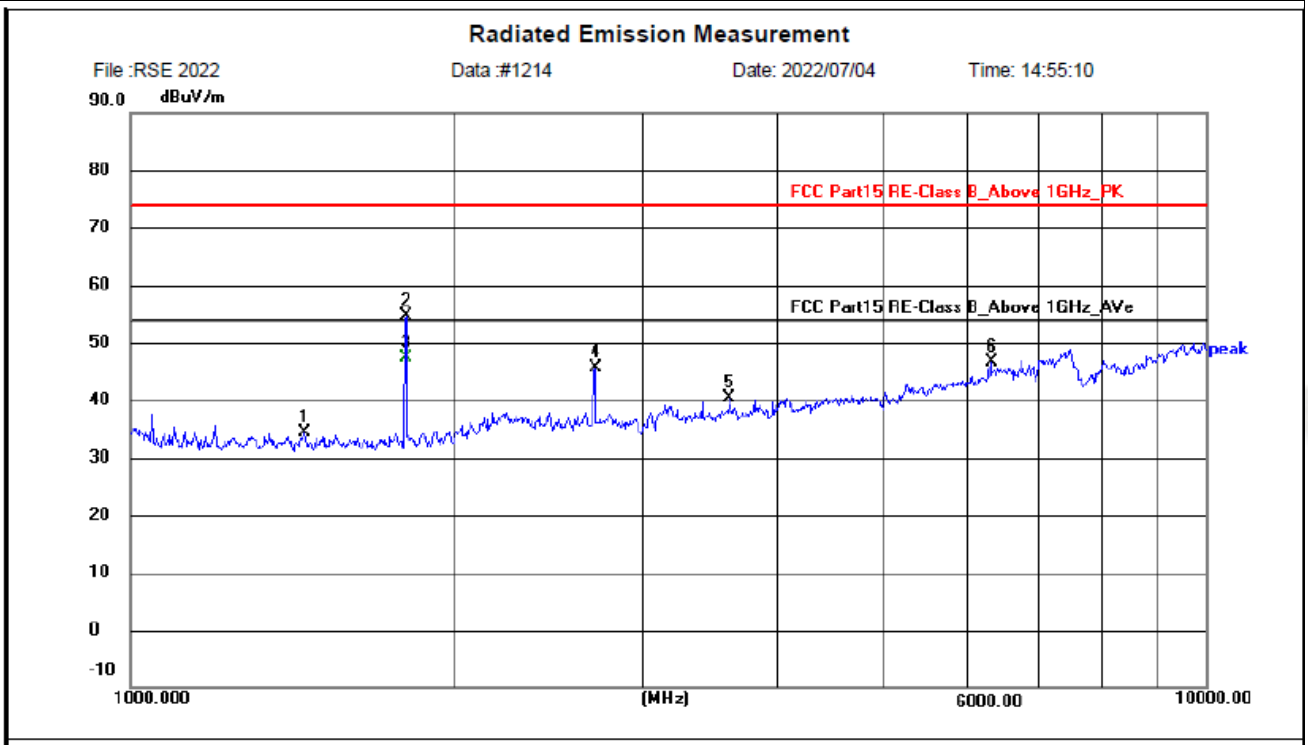

Site CTL 966 Chamber 1
Limit: FCC Part15 RE-Class B_Above 1GHz_PK
EUT:
M/N: UR-008
Mode: WORKING
Note: 天线3 902.5 功率21
Company name: SID Global Sdn Bhd

Polarization: *Vertical*
Power: AC230V/50Hz
Distance: 3m

Temperature: 25(C)
Humidity: 50 %

No.	Frequency (MHz)	Reading (dBuV)	Factor (dB/m)	Level (dBuV/m)	Limit (dBuV/m)	Margin (dB)	Detector	Height (cm)	Azimuth (deg.)	P/F	Remark
1	1453.366	60.03	-25.69	34.34	74.00	39.66	peak	150	360	P	
2	1805.095	79.78	-25.06	54.72	74.00	19.28	peak	150	360	P	
3	1805.095	72.50	-25.06	47.44	54.00	6.56	AVG	150	0	P	
4	2707.852	65.32	-19.66	45.66	74.00	28.34	peak	150	360	P	
5	3609.940	57.83	-17.51	40.32	74.00	33.68	peak	150	360	P	
6	6318.660	56.23	-9.51	46.72	74.00	27.28	peak	150	360	P	

Test Frequency (MHz)	915	Polarization:	Horizontal

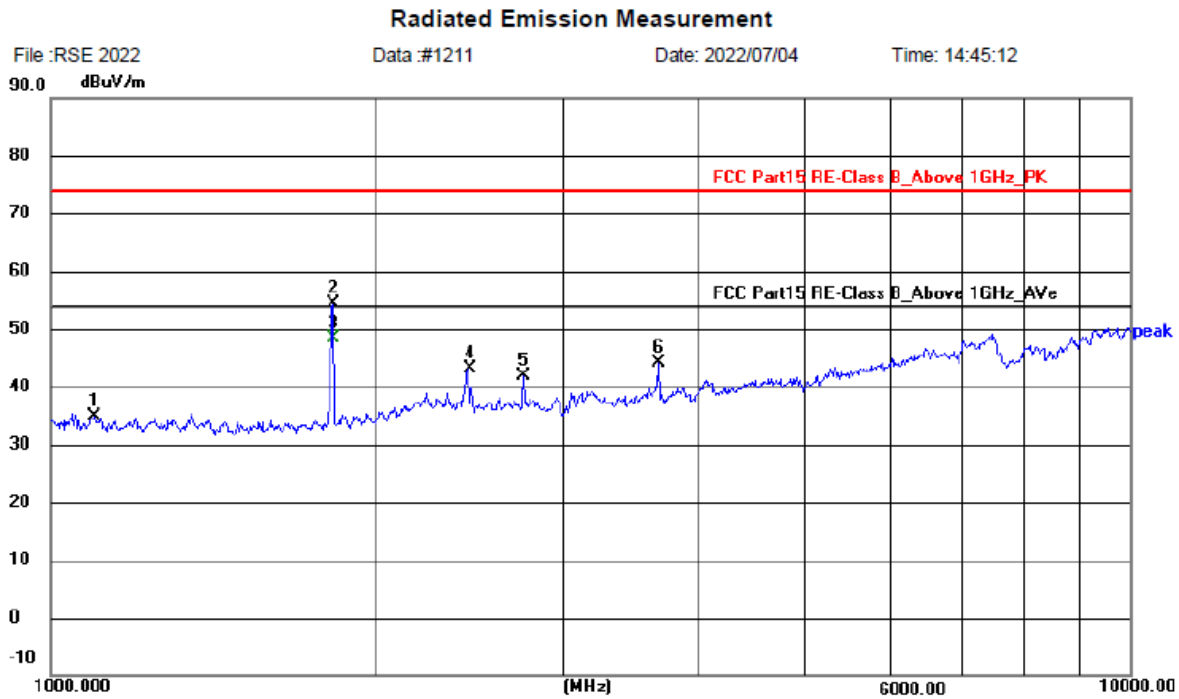

Site CTL 966 Chamber 1
Limit: FCC Part15 RE-Class B_Above 1GHz_PK
EUT:
M/N: UR-008
Mode: WORKING
Note: 天线3 915 功率21
Company name: SID Global Sdn Bhd

Polarization: ***Horizontal***
Power: AC230V/50Hz
Distance: 3m

Temperature: 25(C)
Humidity: 50 %

No.	Frequency (MHz)	Reading (dBuV)	Factor (dB/m)	Level (dBuV/m)	Limit (dBuV/m)	Margin (dB)	Detector	Height (cm)	Azimuth (deg.)	P/F	Remark
1	1099.955	60.03	-25.25	34.78	74.00	39.22	peak	150	0	P	
2	1830.206	79.35	-24.90	54.45	74.00	19.55	peak	150	0	P	
3	1830.206	73.32	-24.90	48.42	54.00	5.58	AVG	150	0	P	
4	2439.215	63.62	-20.57	43.05	74.00	30.95	peak	150	0	P	
5	2744.732	61.56	-19.57	41.99	74.00	32.01	peak	150	0	P	
6	3660.159	61.57	-17.40	44.17	74.00	29.83	peak	150	0	P	

Test Frequency (MHz)	915	Polarization:	Vertical

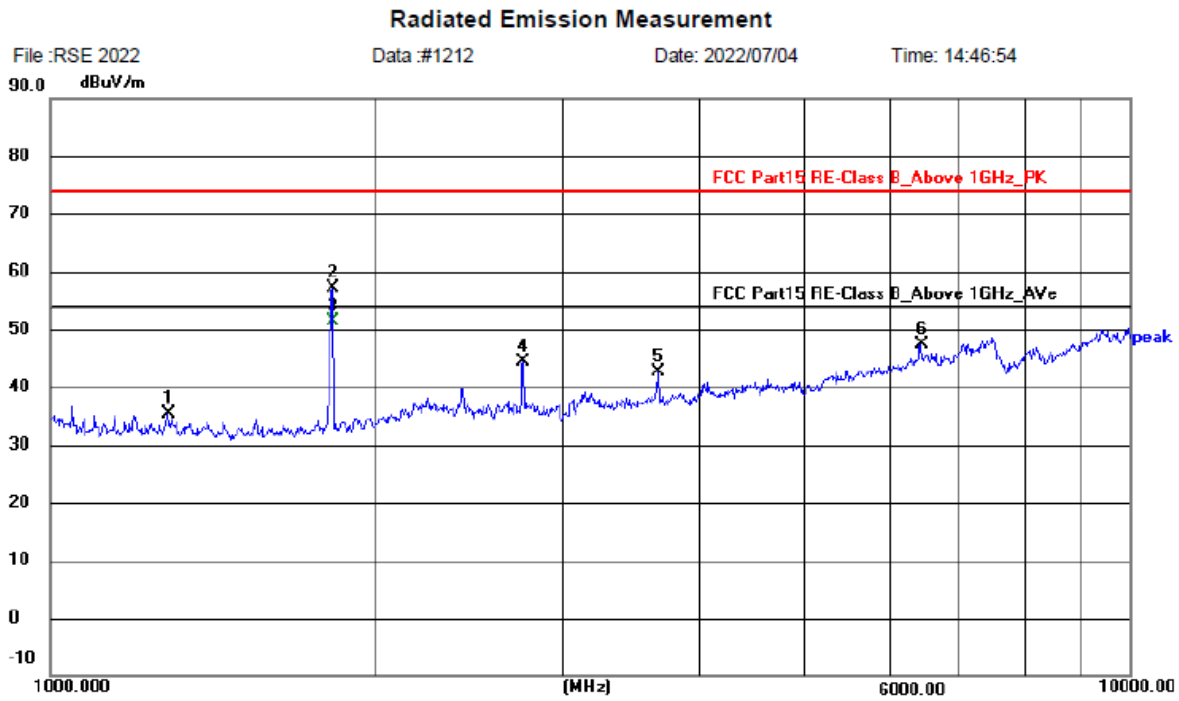

Site CTL 966 Chamber 1
Limit: FCC Part15 RE-Class B_Above 1GHz_PK
EUT:
M/N: UR-008
Mode: WORKING
Note: 天线3 915 功率21
Company name: SID Global Sdn Bhd

Polarization: *Vertical*
Power: AC230V/50Hz
Distance: 3m

Temperature: 25(C)
Humidity: 50 %

No.	Frequency (MHz)	Reading (dBuV)	Factor (dB/m)	Level (dBuV/m)	Limit (dBuV/m)	Margin (dB)	Detector	Height (cm)	Azimuth (deg.)	P/F	Remark
1	1286.397	60.59	-25.15	35.44	74.00	38.56	peak	150	360	P	
2	1830.206	82.05	-24.90	57.15	74.00	16.85	peak	150	360	P	
3	1830.206	76.39	-24.90	51.49	54.00	2.51	AVG	150	360	P	
4	2745.522	64.07	-19.57	44.50	74.00	29.50	peak	150	360	P	
5	3660.159	59.97	-17.40	42.57	74.00	31.43	peak	150	360	P	
6	6406.562	56.44	-9.01	47.43	74.00	26.57	peak	150	360	P	

Test Frequency (MHz)	927.5	Polarization:	Horizontal

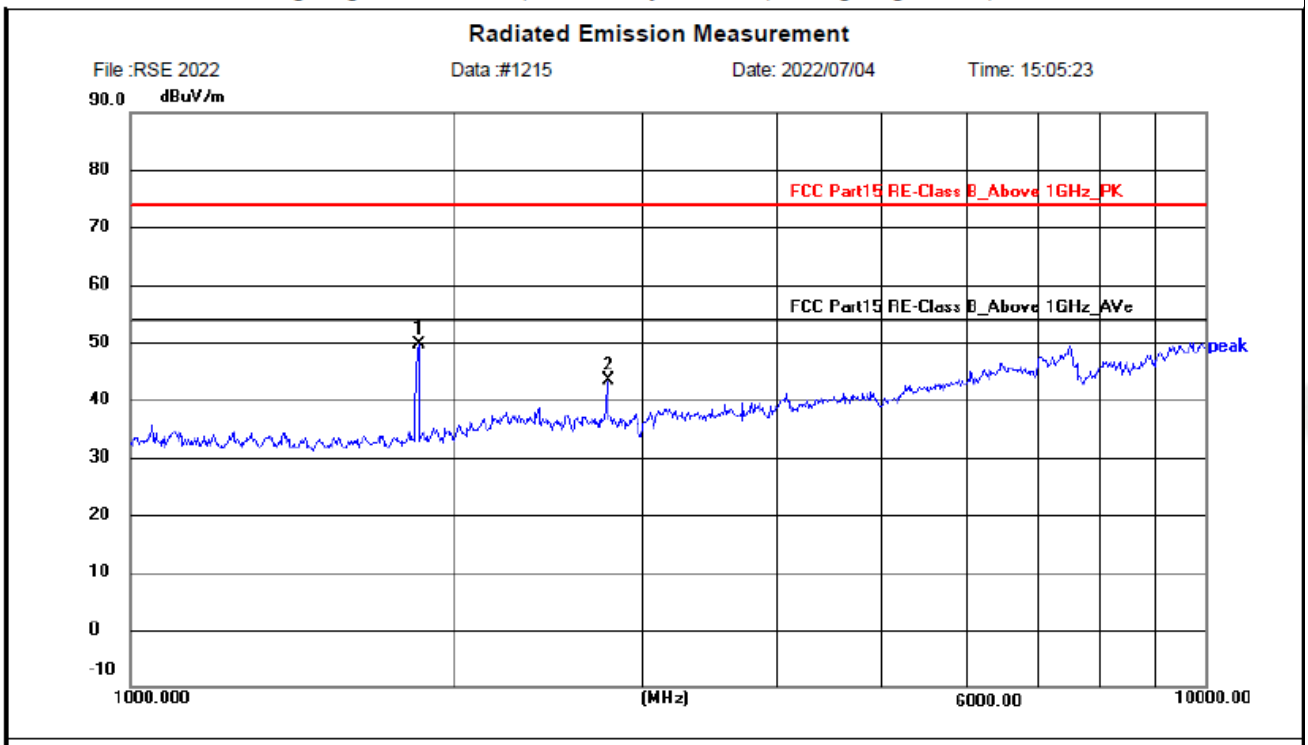

Site CTL 966 Chamber 1
Limit: FCC Part15 RE-Class B_Above 1GHz_PK
EUT:
M/N: UR-008
Mode: WORKING
Note: 天线3 927.5 功率21
Company name: SID Global Sdn Bhd

Polarization: ***Horizontal***
Power: AC230V/50Hz
Distance: 3m

Temperature: 25(C)
Humidity: 50 %

No.	Frequency (MHz)	Reading (dBuV)	Factor (dB/m)	Level (dBuV/m)	Limit (dBuV/m)	Margin (dB)	Detector	Height (cm)	Azimuth (deg.)	P/F	Remark
1	1855.133	74.34	-24.74	49.60	74.00	24.40	peak	150	360	P	
2	2782.915	62.86	-19.47	43.39	74.00	30.61	peak	150	360	P	

Test Frequency (MHz)	927.5	Polarization:	Vertical

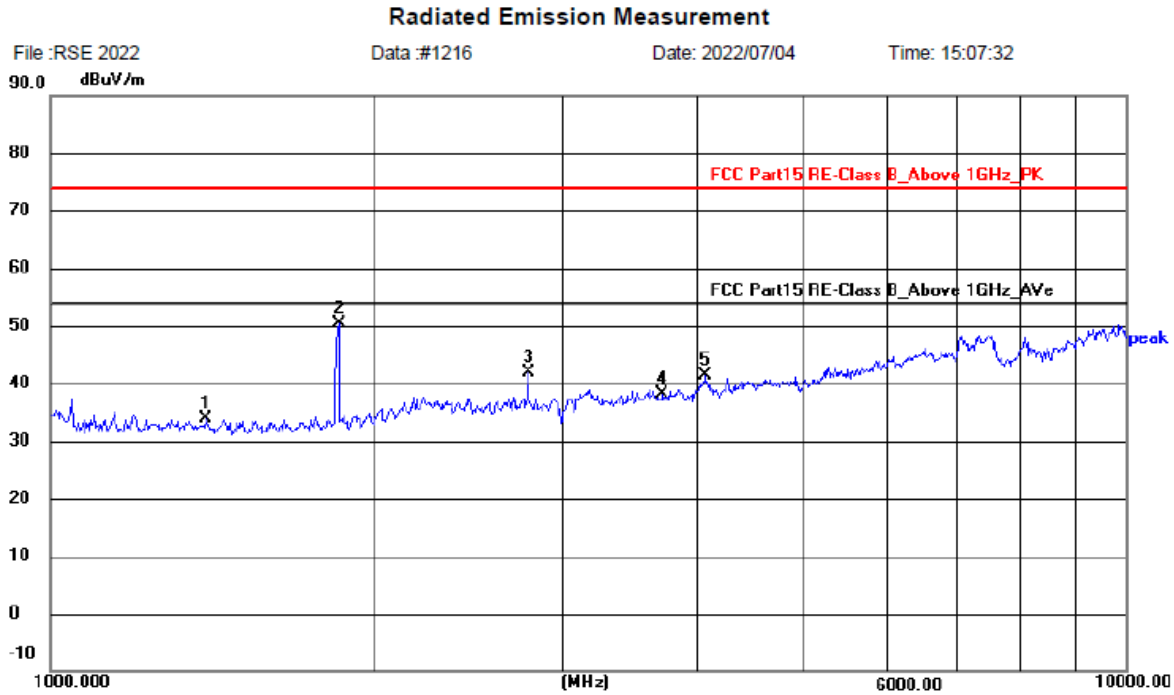

Site CTL 966 Chamber 1
Limit: FCC Part15 RE-Class B_Above 1GHz_PK
EUT:
M/N: UR-008
Mode: WORKING
Note: 天线3 927.5 功率21
Company name: SID Global Sdn Bhd

Polarization: *Vertical*
Power: AC230V/50Hz
Distance: 3m

Temperature: 25(C)
Humidity: 50 %

No.	Frequency (MHz)	Reading (dBuV)	Factor (dB/m)	Level (dBuV/m)	Limit (dBuV/m)	Margin (dB)	Detector	Height (cm)	Azimuth (deg.)	P/F	Remark
1	1396.770	59.24	-25.34	33.90	74.00	40.10	peak	150	0	P	
2	1855.133	75.23	-24.74	50.49	74.00	23.51	peak	150	0	P	
3	2782.115	61.41	-19.48	41.93	74.00	32.07	peak	150	0	P	
4	3710.000	55.31	-17.29	38.02	74.00	35.98	peak	150	0	P	
5	4064.433	57.46	-16.14	41.32	74.00	32.68	peak	150	0	P	

Antenna 4

Test Frequency (MHz)	902.5	Polarization:	Horizontal

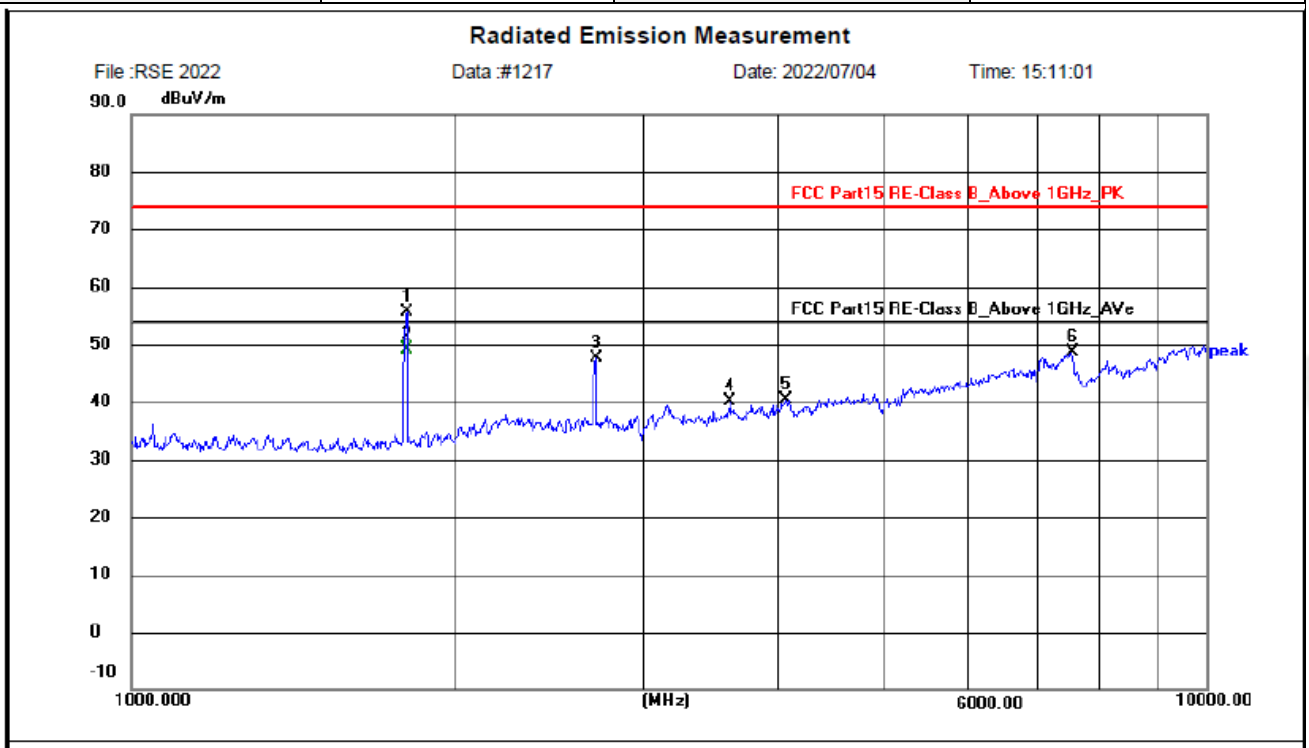

Site CTL 966 Chamber 1
Limit: FCC Part15 RE-Class B_Above 1GHz_PK
EUT:
M/N: UR-008
Mode: WORKING
Note: 天线4 902.5 功率21
Company name: SID Global Sdn Bhd

Polarization: *Horizontal*
Power: AC230V/50Hz
Distance: 3m

Temperature: 25(C)
Humidity: 50 %

No.	Frequency (MHz)	Reading (dBuV)	Factor (dB/m)	Level (dBuV/m)	Limit (dBuV/m)	Margin (dB)	Detector	Height (cm)	Azimuth (deg.)	P/F	Remark
1	1805.095	80.66	-25.06	55.60	74.00	18.40	peak	150	360	P	
2	1805.095	74.25	-25.06	49.19	54.00	4.81	AVG	150	360	P	
3	2707.852	67.34	-19.66	47.68	74.00	26.32	peak	150	360	P	
4	3609.940	57.76	-17.51	40.25	74.00	33.75	peak	150	360	P	
5	4072.630	56.45	-16.13	40.32	74.00	33.68	peak	150	360	P	
6	7486.003	55.75	-7.23	48.52	74.00	25.48	peak	150	360	P	

Test Frequency (MHz)	902.5	Polarization:	Vertical

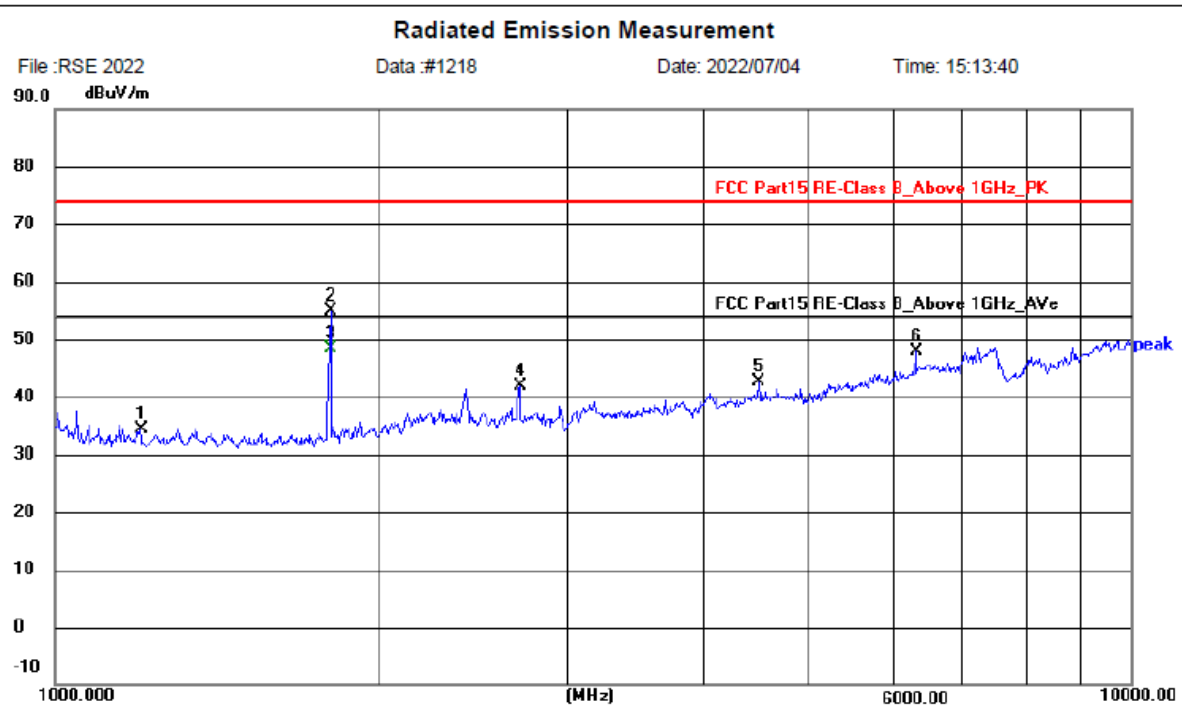

Site CTL 966 Chamber 1
Limit: FCC Part15 RE-Class B_Above 1GHz_PK
EUT:
M/N: UR-008
Mode: WORKING
Note: 天线4 902.5 功率21
Company name: SID Global Sdn Bhd

Polarization: *Vertical*
Power: AC230V/50Hz
Distance: 3m

Temperature: 25(C)
Humidity: 50 %

No.	Frequency (MHz)	Reading (dBuV)	Factor (dB/m)	Level (dBuV/m)	Limit (dBuV/m)	Margin (dB)	Detector	Height (cm)	Azimuth (deg.)	P/F	Remark
1	1199.845	59.80	-25.43	34.37	74.00	39.63	peak	150	0	P	
2	1804.575	80.00	-25.07	54.93	74.00	19.07	peak	150	0	P	
3	1804.575	73.51	-25.07	48.44	54.00	5.56	AVG	150	360	P	
4	2707.852	61.52	-19.66	41.86	74.00	32.14	peak	150	0	P	
5	4513.360	57.63	-15.05	42.58	74.00	31.42	peak	150	0	P	
6	6318.660	57.37	-9.51	47.86	74.00	26.14	peak	150	0	P	

Test Frequency (MHz)	915	Polarization:	Horizontal

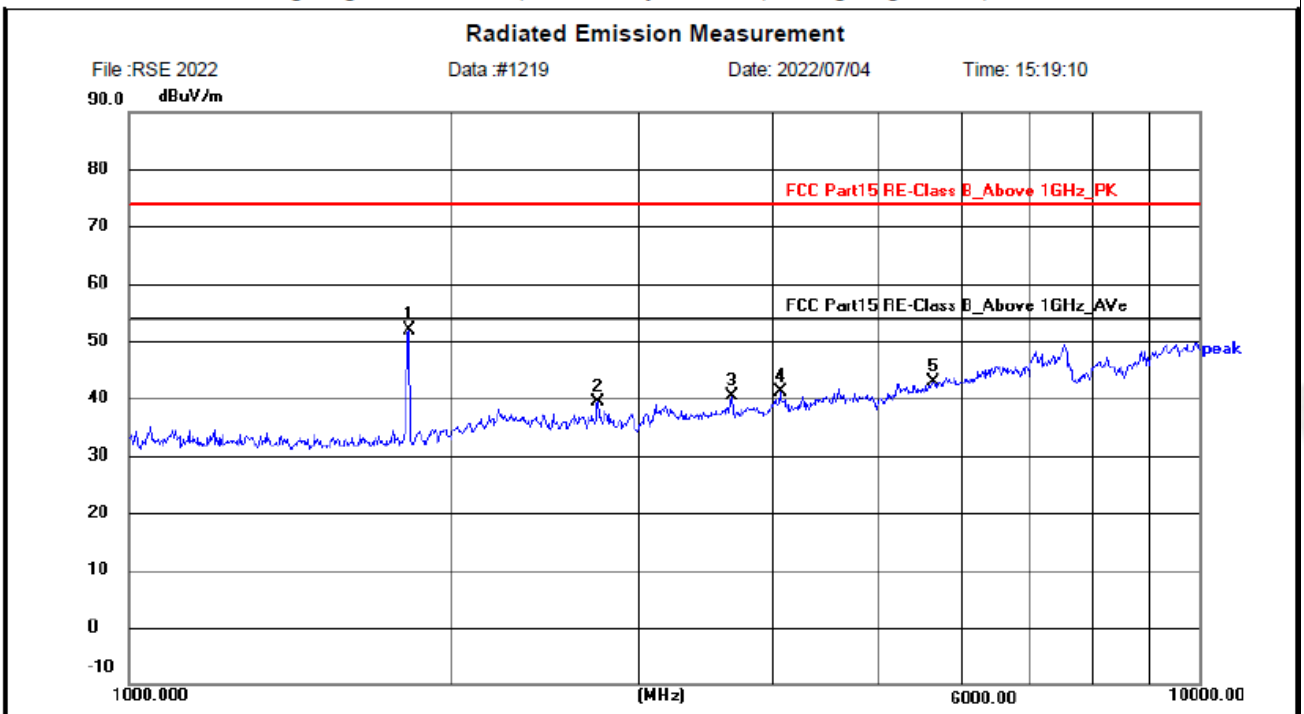

Site CTL 966 Chamber 1
Limit: FCC Part15 RE-Class B_Above 1GHz_PK
EUT:
M/N: UR-008
Mode: WORKING
Note: 天线4 915 功率21
Company name: SID Global Sdn Bhd

Polarization: ***Horizontal***
Power: AC230V/50Hz
Distance: 3m

Temperature: 25(C)
Humidity: 50 %

No.	Frequency (MHz)	Reading (dBuV)	Factor (dB/m)	Level (dBuV/m)	Limit (dBuV/m)	Margin (dB)	Detector	Height (cm)	Azimuth (deg.)	P/F	Remark
1	1830.206	76.89	-24.90	51.99	74.00	22.01	peak	150	360	P	
2	2745.522	58.89	-19.57	39.32	74.00	34.68	peak	150	360	P	
3	3660.159	57.85	-17.40	40.45	74.00	33.55	peak	150	360	P	
4	4056.253	57.36	-16.17	41.19	74.00	32.81	peak	150	360	P	
5	5637.999	55.28	-12.34	42.94	74.00	31.06	peak	150	360	P	

Test Frequency (MHz)	915	Polarization:	Vertical

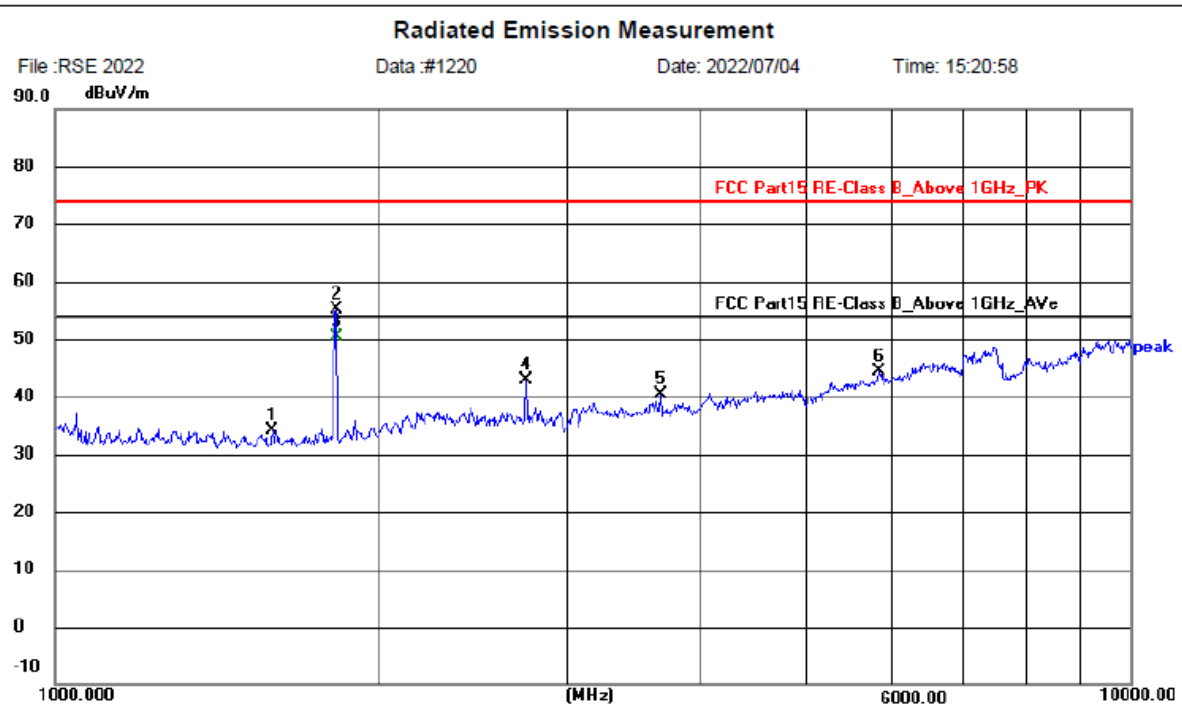

Site CTL 966 Chamber 1
Limit: FCC Part15 RE-Class B_Above 1GHz_PK
EUT:
M/N: UR-008
Mode: WORKING
Note: 天线4 915 功率21
Company name: SID Global Sdn Bhd

Polarization: *Vertical*
Power: AC230V/50Hz
Distance: 3m

Temperature: 25(C)
Humidity: 50 %

No.	Frequency (MHz)	Reading (dBuV)	Factor (dB/m)	Level (dBuV/m)	Limit (dBuV/m)	Margin (dB)	Detector	Height (cm)	Azimuth (deg.)	P/F	Remark
1	1593.584	59.85	-25.75	34.10	74.00	39.90	peak	150	0	P	
2	1830.206	80.06	-24.90	55.16	74.00	18.84	peak	150	0	P	
3	1830.206	75.17	-24.90	50.27	54.00	3.73	AVG	150	360	P	
4	2744.732	62.52	-19.57	42.95	74.00	31.05	peak	150	0	P	
5	3660.159	57.90	-17.40	40.50	74.00	33.50	peak	150	0	P	
6	5839.491	55.95	-11.65	44.30	74.00	29.70	peak	150	0	P	

Test Frequency (MHz)	927.5	Polarization:	Horizontal

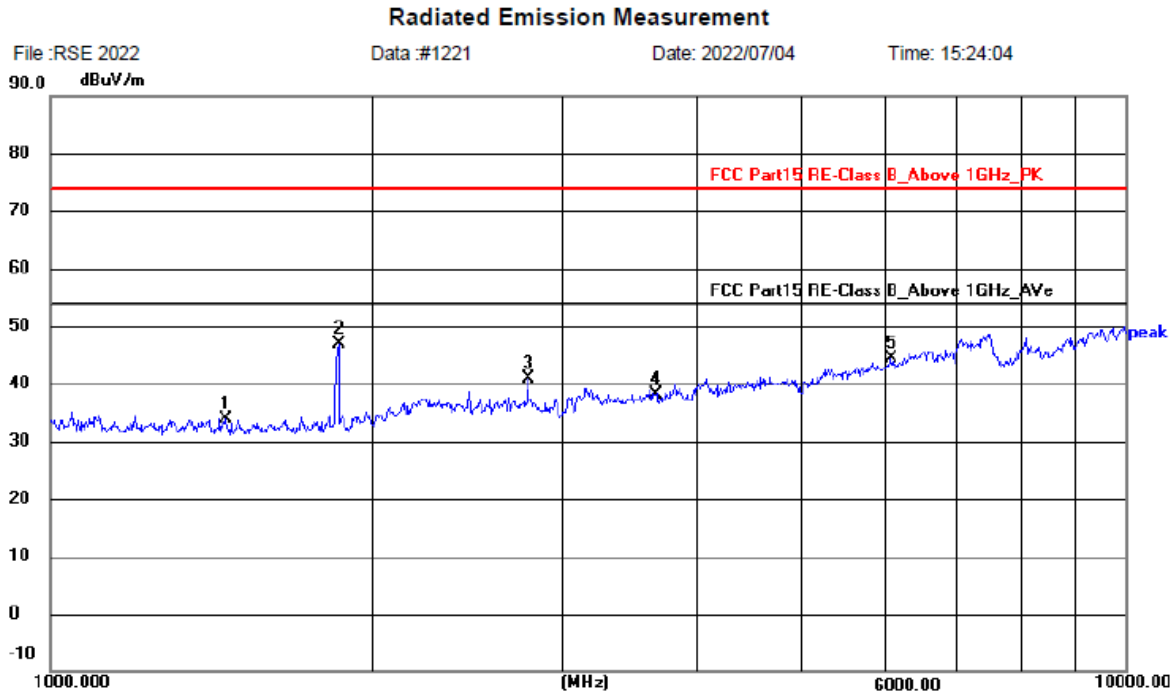

Site CTL 966 Chamber 1
Limit: FCC Part15 RE-Class B_Above 1GHz_PK
EUT:
M/N: UR-008
Mode: WORKING
Note: 天线4 915 功率21
Company name: SID Global Sdn Bhd

Polarization: *Horizontal*
Power: AC230V/50Hz
Distance: 3m

Temperature: 25(C)
Humidity: 50 %

No.	Frequency (MHz)	Reading (dBuV)	Factor (dB/m)	Level (dBuV/m)	Limit (dBuV/m)	Margin (dB)	Detector	Height (cm)	Azimuth (deg.)	P/F	Remark
1	1455.459	59.51	-25.69	33.82	74.00	40.18	peak	150	360	P	
2	1855.133	71.51	-24.74	46.77	74.00	27.23	peak	150	360	P	
3	2782.115	60.24	-19.48	40.76	74.00	33.24	peak	150	360	P	
4	3660.000	55.61	-17.40	38.21	74.00	35.79	peak	150	360	P	
5	6051.667	55.22	-10.86	44.36	74.00	29.64	peak	150	360	P	

Test Frequency (MHz)	927.5	Polarization:	Vertical

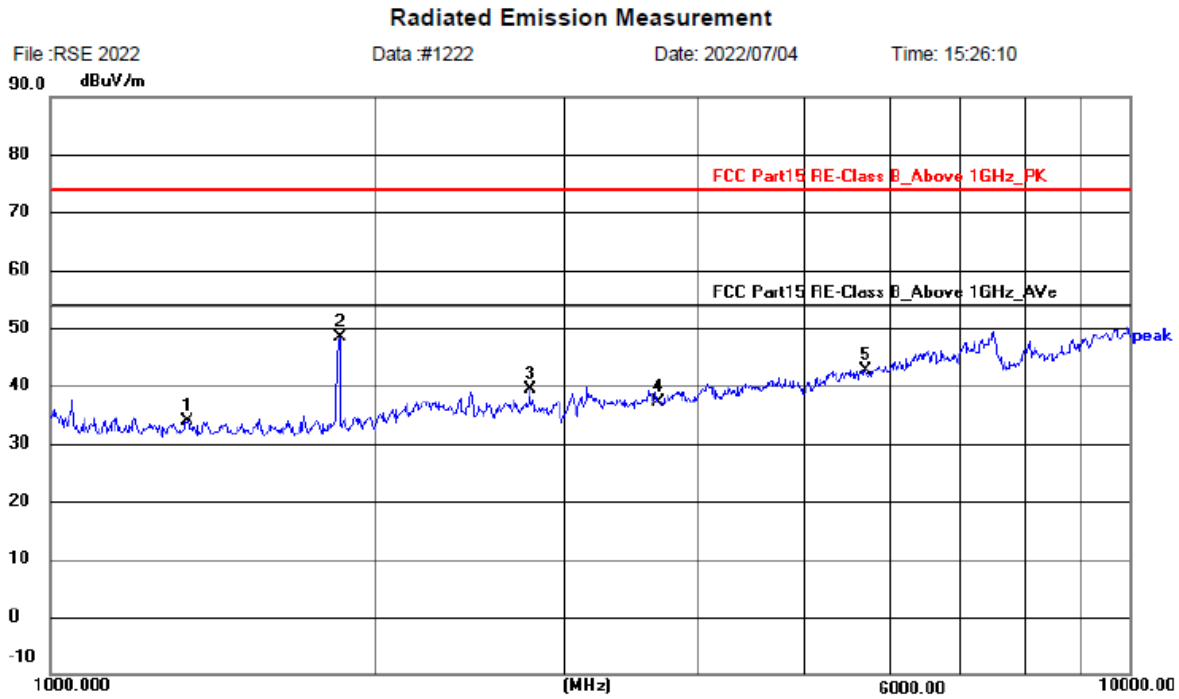

Site CTL 966 Chamber 1
Limit: FCC Part15 RE-Class B_Above 1GHz_PK
EUT:
M/N: UR-008
Mode: WORKING
Note: 天线4 915 功率21
Company name: SID Global Sdn Bhd

Polarization: *Vertical*
Power: AC230V/50Hz
Distance: 3m

Temperature: 25(C)
Humidity: 50 %

No.	Frequency (MHz)	Reading (dBuV)	Factor (dB/m)	Level (dBuV/m)	Limit (dBuV/m)	Margin (dB)	Detector	Height (cm)	Azimuth (deg.)	P/F	Remark
1	1341.606	59.08	-25.21	33.87	74.00	40.13	peak	150	0	P	
2	1855.133	73.19	-24.74	48.45	74.00	25.55	peak	150	0	P	
3	2782.115	58.79	-19.48	39.31	74.00	34.69	peak	150	0	P	
4	3660.000	54.47	-17.40	37.07	74.00	36.93	peak	150	0	P	
5	5677.080	54.75	-12.20	42.55	74.00	31.45	peak	150	0	P	

Antenna 5

Test Frequency (MHz)	902.5	Polarization:	Horizontal

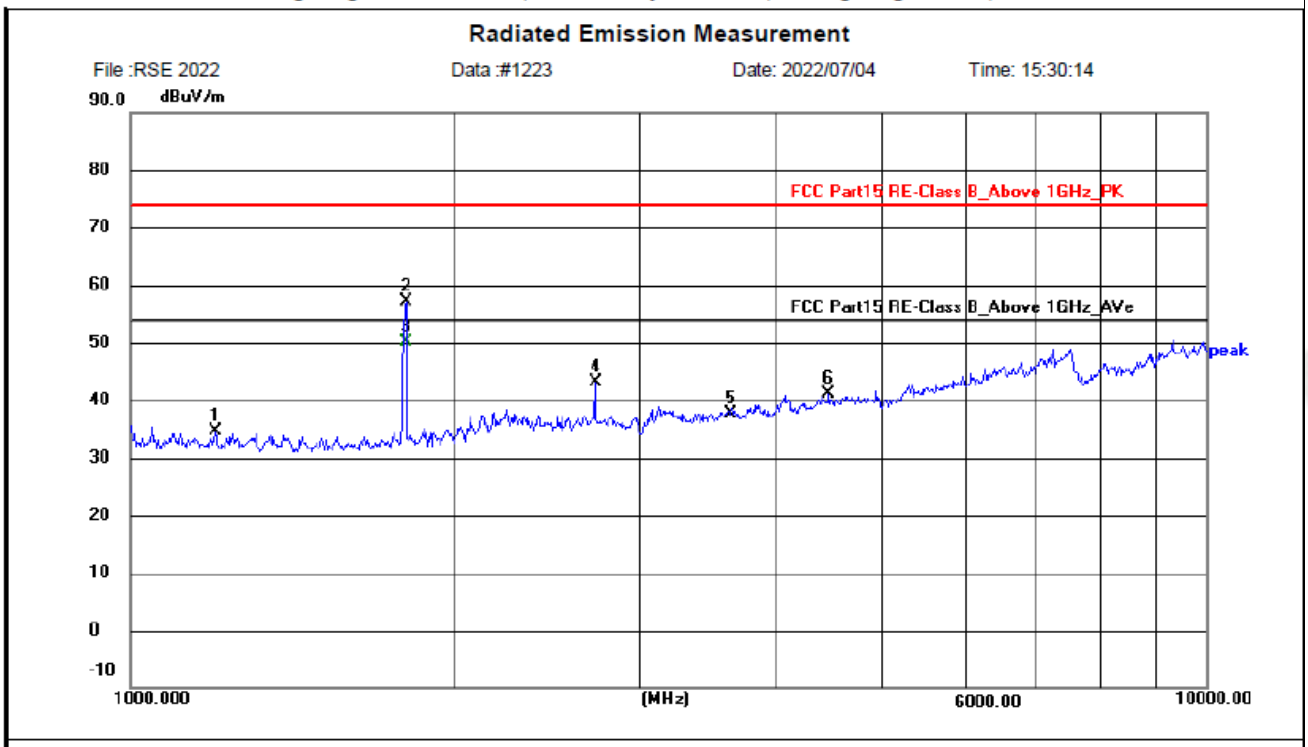

Site CTL 966 Chamber 1
Limit: FCC Part15 RE-Class B_Above 1GHz_PK
EUT:
M/N: UR-008
Mode: WORKING
Note: 天线5 902.5 功率21
Company name: SID Global Sdn Bhd

Polarization: *Horizontal*
Power: AC230V/50Hz
Distance: 3m

Temperature: 25(C)
Humidity: 50 %

No.	Frequency (MHz)	Reading (dBuV)	Factor (dB/m)	Level (dBuV/m)	Limit (dBuV/m)	Margin (dB)	Detector	Height (cm)	Azimuth (deg.)	P/F	Remark
1	1200.190	60.03	-25.43	34.60	74.00	39.40	peak	150	360	P	
2	1805.095	82.10	-25.06	57.04	74.00	16.96	peak	150	360	P	
3	1805.095	75.15	-25.06	50.09	54.00	3.91	AVG	150	360	P	
4	2707.073	62.85	-19.66	43.19	74.00	30.81	peak	150	360	P	
5	3610.000	55.10	-17.51	37.59	74.00	36.41	peak	150	360	P	
6	4456.562	56.39	-15.20	41.19	74.00	32.81	peak	150	360	P	

Test Frequency (MHz)	902.5	Polarization:	Vertical

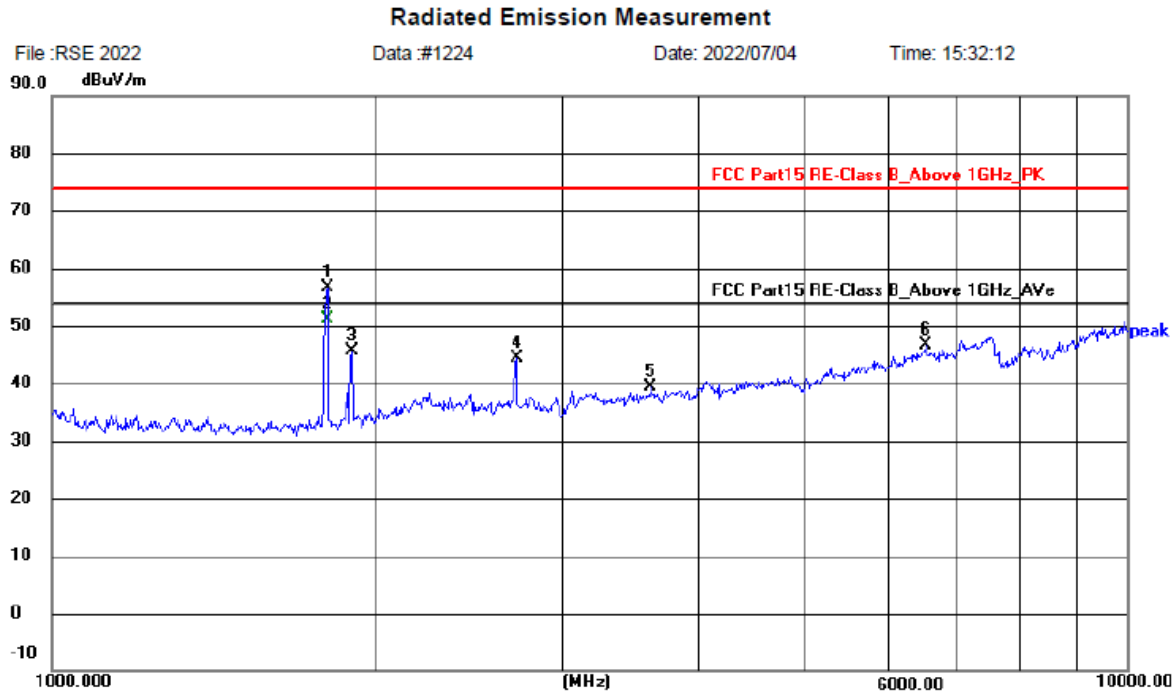

Site CTL 966 Chamber 1
Limit: FCC Part15 RE-Class B_Above 1GHz_PK
EUT:
M/N: UR-008
Mode: WORKING
Note: 天线5 902.5 功率21
Company name: SID Global Sdn Bhd

Polarization: *Vertical*
Power: AC230V/50Hz
Distance: 3m

Temperature: 25(C)
Humidity: 50 %

No.	Frequency (MHz)	Reading (dBuV)	Factor (dB/m)	Level (dBuV/m)	Limit (dBuV/m)	Margin (dB)	Detector	Height (cm)	Azimuth (deg.)	P/F	Remark
1	1805.095	81.57	-25.06	56.51	74.00	17.49	peak	150	0	P	
2	1805.095	76.30	-25.06	51.24	54.00	2.76	AVG	150	0	P	
3	1903.816	70.17	-24.43	45.74	74.00	28.26	peak	150	0	P	
4	2707.852	63.98	-19.66	44.32	74.00	29.68	peak	150	0	P	
5	3610.000	56.85	-17.51	39.34	74.00	34.66	peak	150	0	P	
6	6491.948	55.17	-8.63	46.54	74.00	27.46	peak	150	0	P	

Test Frequency (MHz)	915	Polarization:	Horizontal

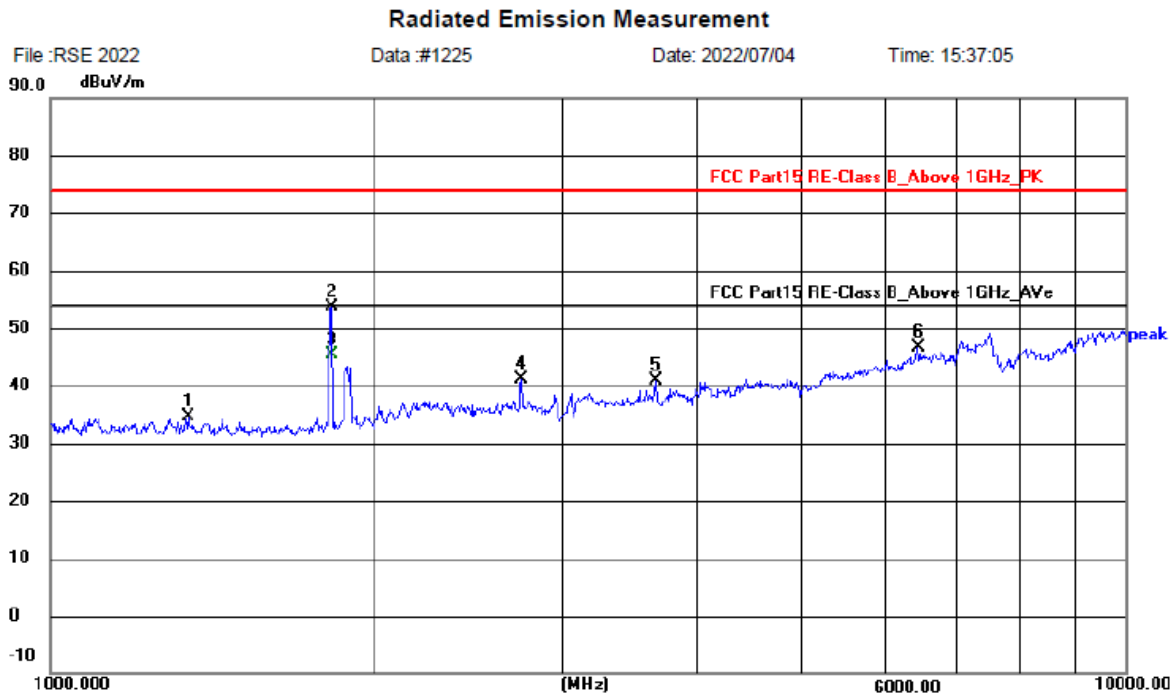

Site CTL 966 Chamber 1
Limit: FCC Part15 RE-Class B_Above 1GHz_PK
EUT:
M/N: UR-008
Mode: WORKING
Note: 天线5 915 功率21
Company name: SID Global Sdn Bhd

Polarization: *Horizontal*
Power: AC230V/50Hz
Distance: 3m

Temperature: 25(C)
Humidity: 50 %

No.	Frequency (MHz)	Reading (dBuV)	Factor (dB/m)	Level (dBuV/m)	Limit (dBuV/m)	Margin (dB)	Detector	Height (cm)	Azimuth (deg.)	P/F	Remark
1	1344.312	59.73	-25.22	34.51	74.00	39.49	peak	150	0	P	
2	1830.206	78.46	-24.90	53.56	74.00	20.44	peak	150	0	P	
3	1830.206	70.21	-24.90	45.31	54.00	8.69	AVG	150	360	P	
4	2745.522	60.71	-19.57	41.14	74.00	32.86	peak	150	0	P	
5	3660.159	58.22	-17.40	40.82	74.00	33.18	peak	150	0	P	
6	6406.562	55.66	-9.01	46.65	74.00	27.35	peak	150	0	P	

Test Frequency (MHz)	915	Polarization:	Vertical

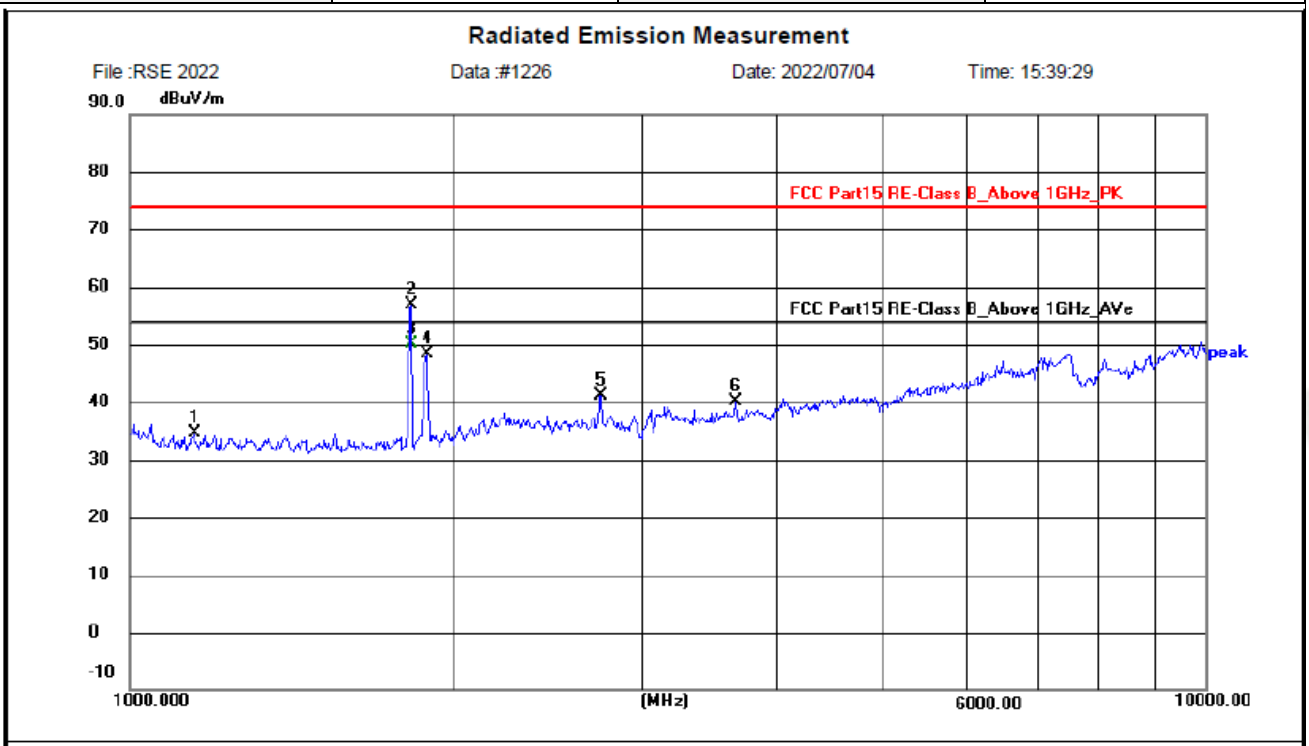

Site CTL 966 Chamber 1
Limit: FCC Part15 RE-Class B_Above 1GHz_PK
EUT:
M/N: UR-008
Mode: WORKING
Note: 天线5 915 功率21
Company name: SID Global Sdn Bhd

Polarization: *Vertical*
Power: AC230V/50Hz
Distance: 3m

Temperature: 25(C)
Humidity: 50 %

No.	Frequency (MHz)	Reading (dBuV)	Factor (dB/m)	Level (dBuV/m)	Limit (dBuV/m)	Margin (dB)	Detector	Height (cm)	Azimuth (deg.)	P/F	Remark
1	1150.469	59.85	-25.33	34.52	74.00	39.48	peak	150	360	P	
2	1830.206	81.79	-24.90	56.89	74.00	17.11	peak	150	360	P	
3	1830.206	75.03	-24.90	50.13	54.00	3.87	AVG	150	360	P	
4	1889.078	72.82	-24.53	48.29	74.00	25.71	peak	150	360	P	
5	2745.522	60.74	-19.57	41.17	74.00	32.83	peak	150	360	P	
6	3660.159	57.52	-17.40	40.12	74.00	33.88	peak	150	360	P	

Test Frequency (MHz)	927.5	Polarization:	Horizontal

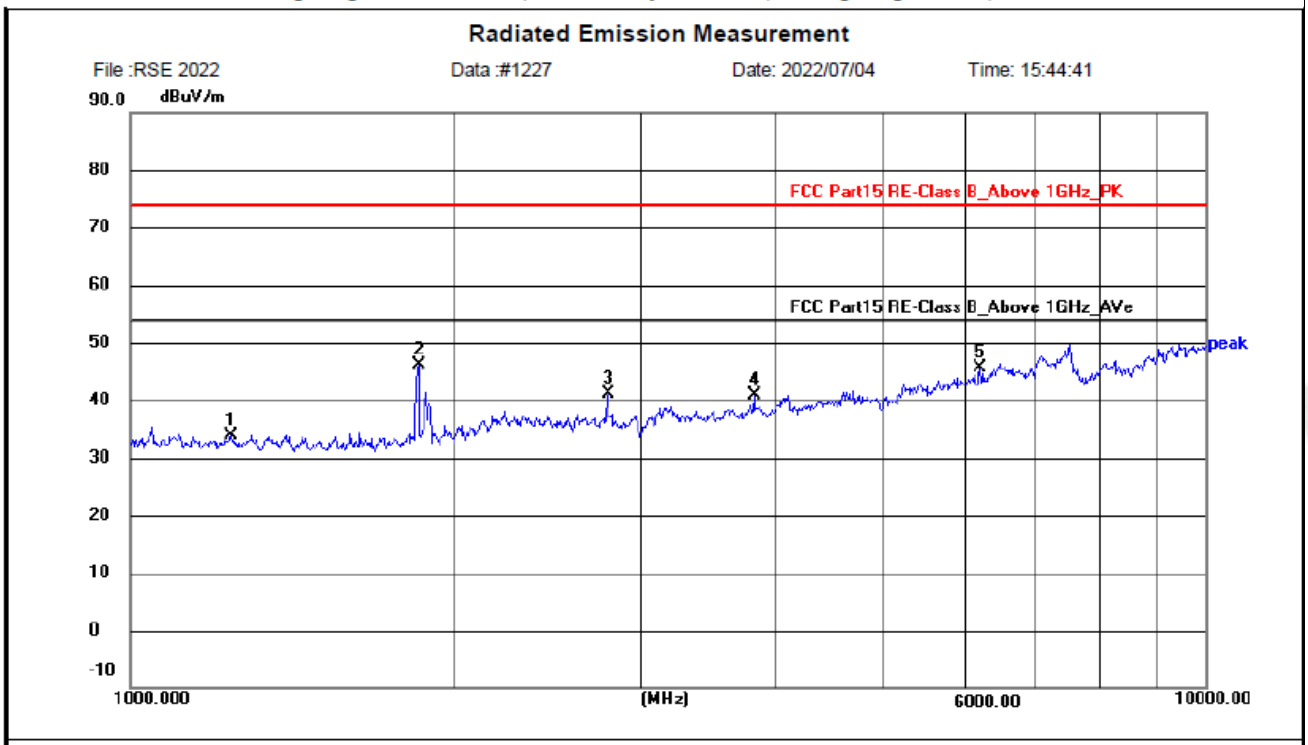

Site CTL 966 Chamber 1
Limit: FCC Part15 RE-Class B_Above 1GHz_PK
EUT:
M/N: UR-008
Mode: WORKING
Note: 天线5 927.5 功率21
Company name: SID Global Sdn Bhd

Polarization: *Horizontal*
Power: AC230V/50Hz
Distance: 3m

Temperature: 25(C)
Humidity: 50 %

No.	Frequency (MHz)	Reading (dBuV)	Factor (dB/m)	Level (dBuV/m)	Limit (dBuV/m)	Margin (dB)	Detector	Height (cm)	Azimuth (deg.)	P/F	Remark
1	1244.156	59.24	-25.28	33.96	74.00	40.04	peak	150	0	P	
2	1855.133	70.95	-24.74	46.21	74.00	27.79	peak	150	0	P	
3	2782.915	60.52	-19.47	41.05	74.00	32.95	peak	150	0	P	
4	3802.988	57.99	-17.05	40.94	74.00	33.06	peak	150	0	P	
5	6169.500	56.03	-10.35	45.68	74.00	28.32	peak	150	0	P	

Test Frequency (MHz)	927.5	Polarization:	Vertical

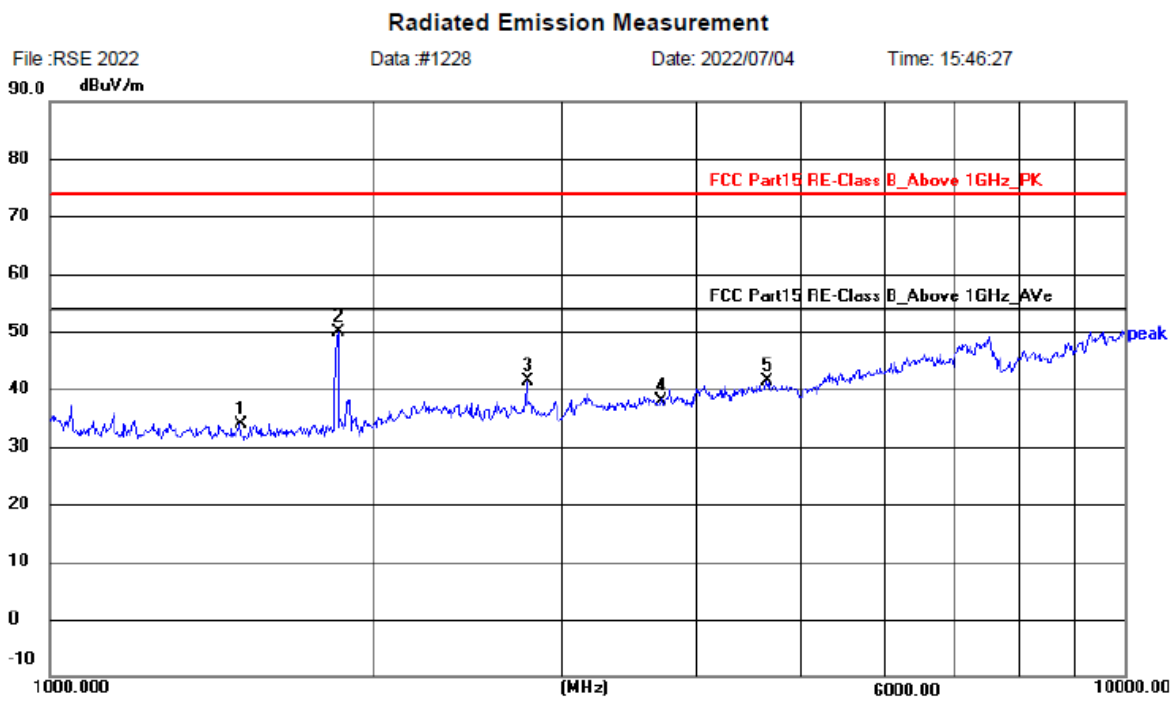

Site CTL 966 Chamber 1
Limit: FCC Part15 RE-Class B_Above 1GHz_PK
EUT:
M/N: UR-008
Mode: WORKING
Note: 天线5 927.5 功率21
Company name: SID Global Sdn Bhd

Polarization: *Vertical*
Power: AC230V/50Hz
Distance: 3m

Temperature: 25(C)
Humidity: 50 %

No.	Frequency (MHz)	Reading (dBuV)	Factor (dB/m)	Level (dBuV/m)	Limit (dBuV/m)	Margin (dB)	Detector	Height (cm)	Azimuth (deg.)	P/F	Remark
1	1504.874	59.83	-25.94	33.89	74.00	40.11	peak	150	360	P	
2	1855.133	74.63	-24.74	49.89	74.00	24.11	peak	150	360	P	
3	2782.915	60.85	-19.47	41.38	74.00	32.62	peak	150	360	P	
4	3710.000	55.11	-17.29	37.82	74.00	36.18	peak	150	360	P	
5	4637.138	56.10	-14.77	41.33	74.00	32.67	peak	150	360	P	

Antenna 6

Test Frequency (MHz)	902.5	Polarization:	Horizontal

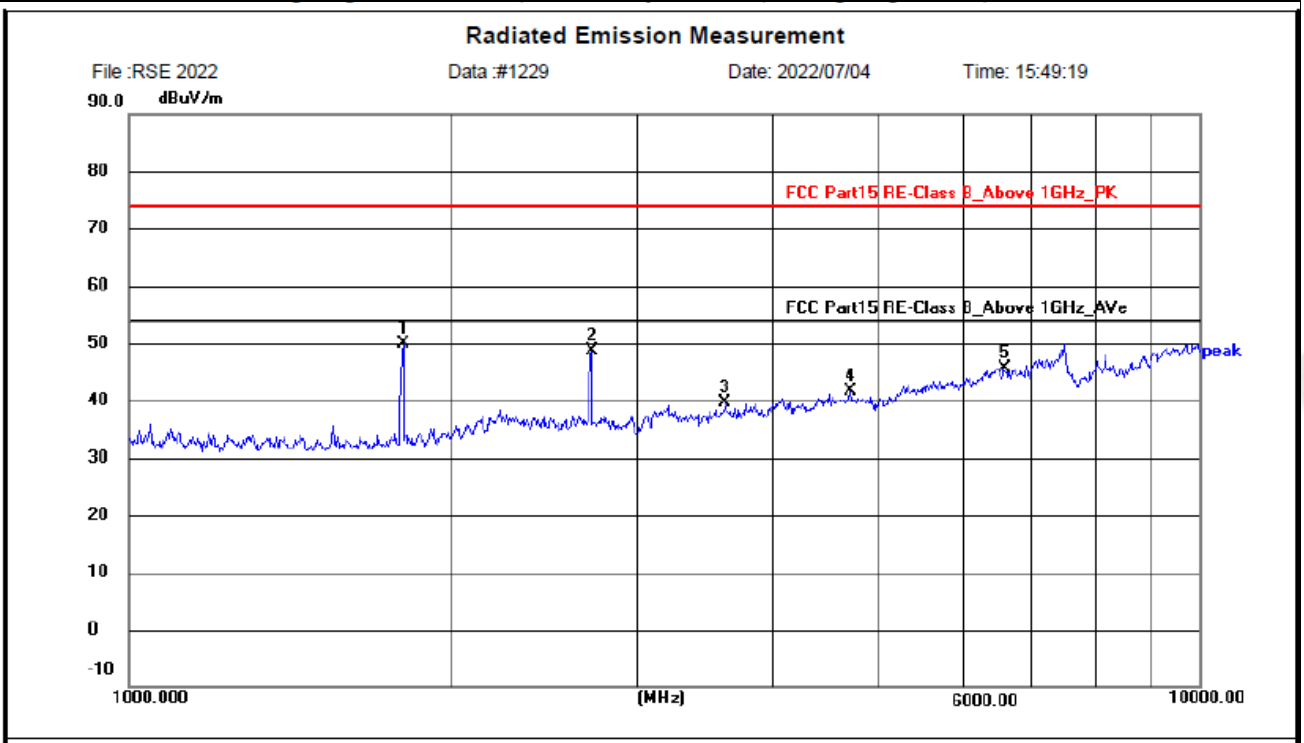

Site CTL 966 Chamber 1
Limit: FCC Part15 RE-Class B_Above 1GHz_PK
EUT:
M/N: UR-008
Mode: WORKING
Note: 天线6 902.5 功率21
Company name: SID Global Sdn Bhd

Polarization: *Horizontal*
Power: AC230V/50Hz
Distance: 3m

Temperature: 25(C)
Humidity: 50 %

No.	Frequency (MHz)	Reading (dBuV)	Factor (dB/m)	Level (dBuV/m)	Limit (dBuV/m)	Margin (dB)	Detector	Height (cm)	Azimuth (deg.)	P/F	Remark
1	1805.095	75.03	-25.06	49.97	74.00	24.03	peak	150	0	P	
2	2707.852	68.37	-19.66	48.71	74.00	25.29	peak	150	0	P	
3	3610.000	57.20	-17.51	39.69	74.00	34.31	peak	150	0	P	
4	4726.068	56.06	-14.54	41.52	74.00	32.48	peak	150	0	P	
5	6565.231	54.22	-8.57	45.65	74.00	28.35	peak	150	0	P	

Test Frequency (MHz)	902.5	Polarization:	Vertical

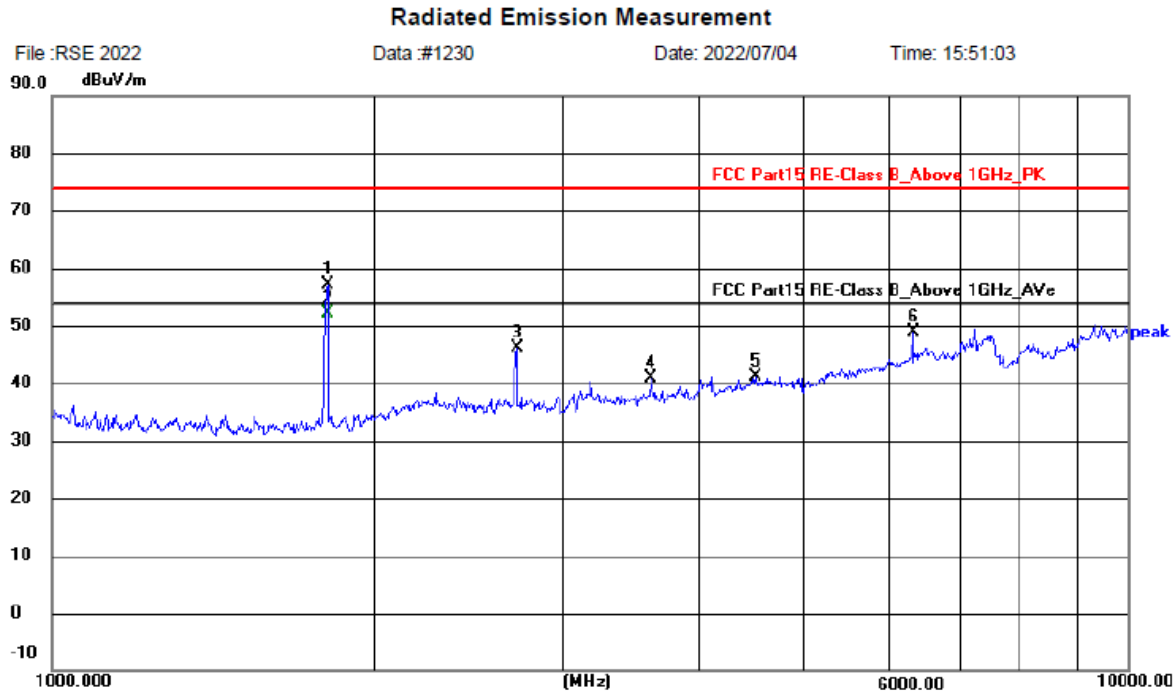

Site CTL 966 Chamber 1
Limit: FCC Part15 RE-Class B_Above 1GHz_PK
EUT:
M/N: UR-008
Mode: WORKING
Note: 天线6 902.5 功率21
Company name: SID Global Sdn Bhd

Polarization: *Vertical*
Power: AC230V/50Hz
Distance: 3m

Temperature: 25(C)
Humidity: 50 %

No.	Frequency (MHz)	Reading (dBuV)	Factor (dB/m)	Level (dBuV/m)	Limit (dBuV/m)	Margin (dB)	Detector	Height (cm)	Azimuth (deg.)	P/F	Remark
1	1805.095	82.25	-25.06	57.19	74.00	16.81	peak	150	360	P	
2	1805.095	77.13	-25.06	52.07	54.00	1.93	AVG	150	360	P	
3	2707.852	65.75	-19.66	46.09	74.00	27.91	peak	150	360	P	
4	3610.979	58.27	-17.50	40.77	74.00	33.23	peak	150	360	P	
5	4513.360	56.23	-15.05	41.18	74.00	32.82	peak	150	360	P	
6	6318.660	58.51	-9.51	49.00	74.00	25.00	peak	150	360	P	

Test Frequency (MHz)	915	Polarization:	Horizontal

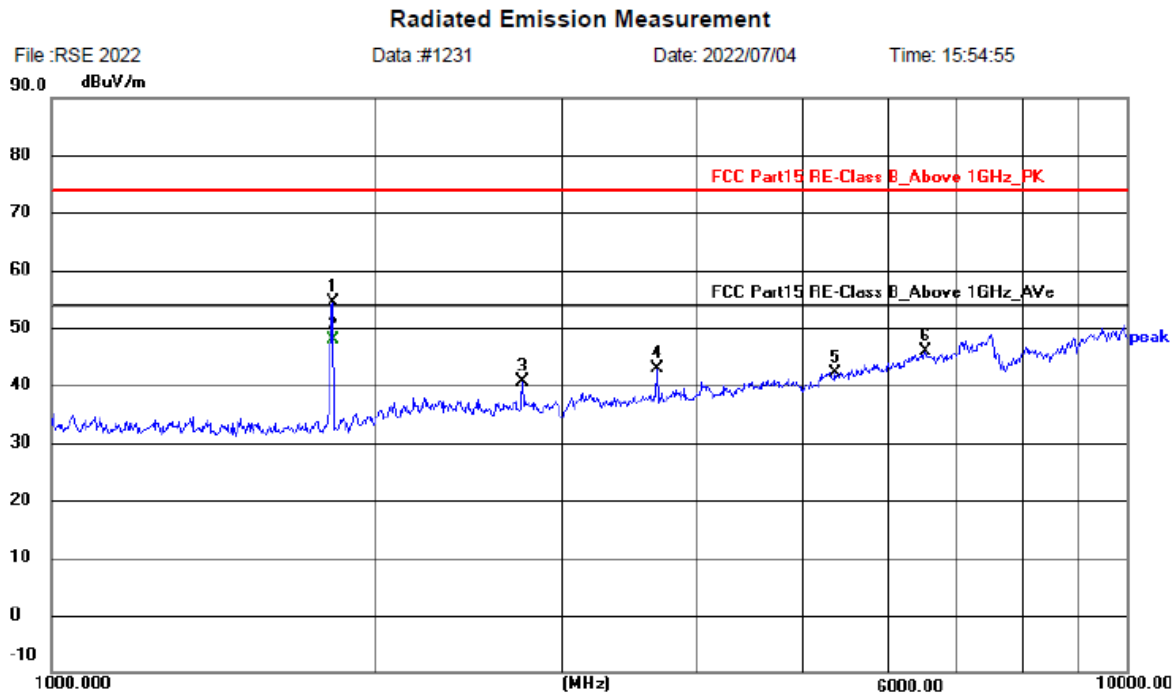

Site CTL 966 Chamber 1
Limit: FCC Part15 RE-Class B_Above 1GHz_PK
EUT:
M/N: UR-008
Mode: WORKING
Note: 天线6 915 功率21
Company name: SID Global Sdn Bhd

Polarization: ***Horizontal***
Power: AC230V/50Hz
Distance: 3m

Temperature: 25(C)
Humidity: 50 %

No.	Frequency (MHz)	Reading (dBuV)	Factor (dB/m)	Level (dBuV/m)	Limit (dBuV/m)	Margin (dB)	Detector	Height (cm)	Azimuth (deg.)	P/F	Remark
1	1830.206	79.22	-24.90	54.32	74.00	19.68	peak	150	0	P	
2	1830.206	72.78	-24.90	47.88	54.00	6.12	AVG	150	360	P	
3	2744.732	60.08	-19.57	40.51	74.00	33.49	peak	150	0	P	
4	3660.159	60.35	-17.40	42.95	74.00	31.05	peak	150	0	P	
5	5357.967	55.38	-13.21	42.17	74.00	31.83	peak	150	0	P	
6	6473.289	54.57	-8.72	45.85	74.00	28.15	peak	150	0	P	

Test Frequency (MHz)	915	Polarization:	Vertical

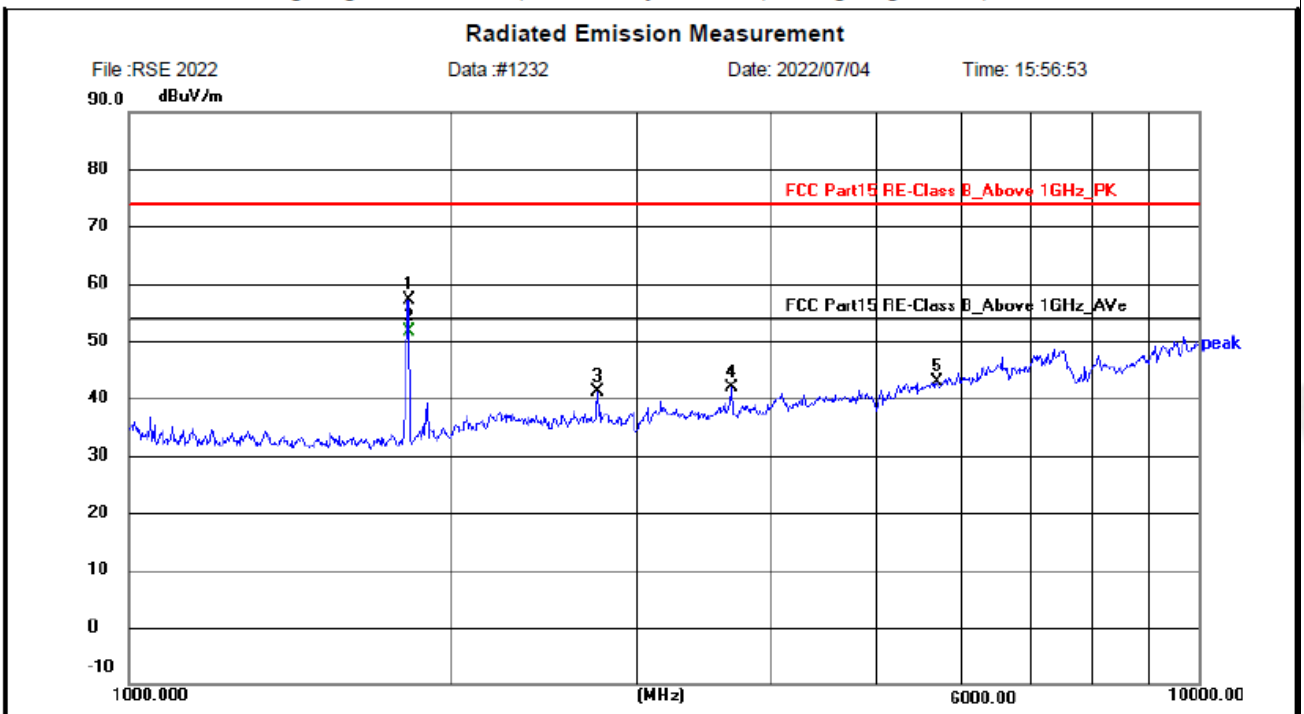

Site CTL 966 Chamber 1
Limit: FCC Part15 RE-Class B_Above 1GHz_PK
EUT:
M/N: UR-008
Mode: WORKING
Note: 天线6 915 功率21
Company name: SID Global Sdn Bhd

Polarization: *Vertical*
Power: AC230V/50Hz
Distance: 3m

Temperature: 25(C)
Humidity: 50 %

No.	Frequency (MHz)	Reading (dBuV)	Factor (dB/m)	Level (dBuV/m)	Limit (dBuV/m)	Margin (dB)	Detector	Height (cm)	Azimuth (deg.)	P/F	Remark
1	1830.206	82.15	-24.90	57.25	74.00	16.75	peak	150	360	P	
2	1830.206	76.54	-24.90	51.64	54.00	2.36	AVG	150	360	P	
3	2744.732	60.64	-19.57	41.07	74.00	32.93	peak	150	360	P	
4	3660.159	59.27	-17.40	41.87	74.00	32.13	peak	150	360	P	
5	5693.443	55.01	-12.15	42.86	74.00	31.14	peak	150	360	P	

Test Frequency (MHz)	927.5	Polarization:	Horizontal

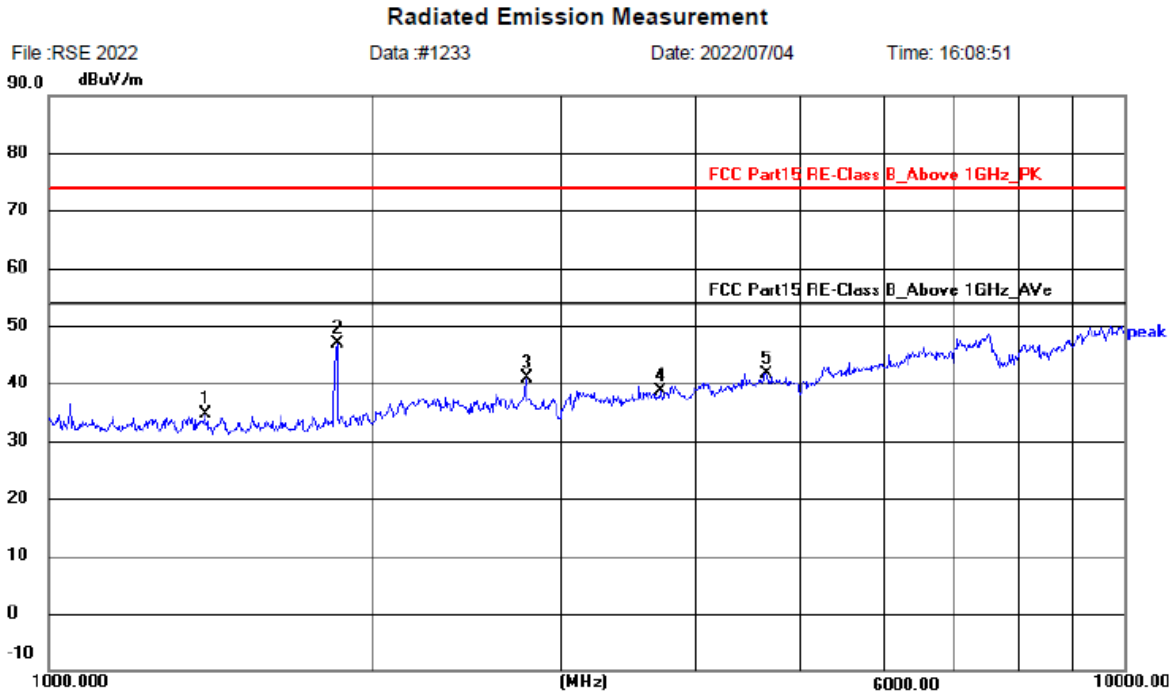

Site CTL 966 Chamber 1
Limit: FCC Part15 RE-Class B_Above 1GHz_PK
EUT:
M/N: UR-008
Mode: WORKING
Note: 天线6 927.5 功率21
Company name: SID Global Sdn Bhd

Polarization: ***Horizontal***
Power: AC230V/50Hz
Distance: 3m

Temperature: 25(C)
Humidity: 50 %

No.	Frequency (MHz)	Reading (dBuV)	Factor (dB/m)	Level (dBuV/m)	Limit (dBuV/m)	Margin (dB)	Detector	Height (cm)	Azimuth (deg.)	P/F	Remark
1	1398.782	60.08	-25.35	34.73	74.00	39.27	peak	150	0	P	
2	1855.133	71.65	-24.74	46.91	74.00	27.09	peak	150	0	P	
3	2782.915	60.27	-19.47	40.80	74.00	33.20	peak	150	0	P	
4	3710.000	55.91	-17.29	38.62	74.00	35.38	peak	150	0	P	
5	4638.473	56.46	-14.77	41.69	74.00	32.31	peak	150	0	P	

Test Frequency (MHz)	927.5	Polarization:	Vertical

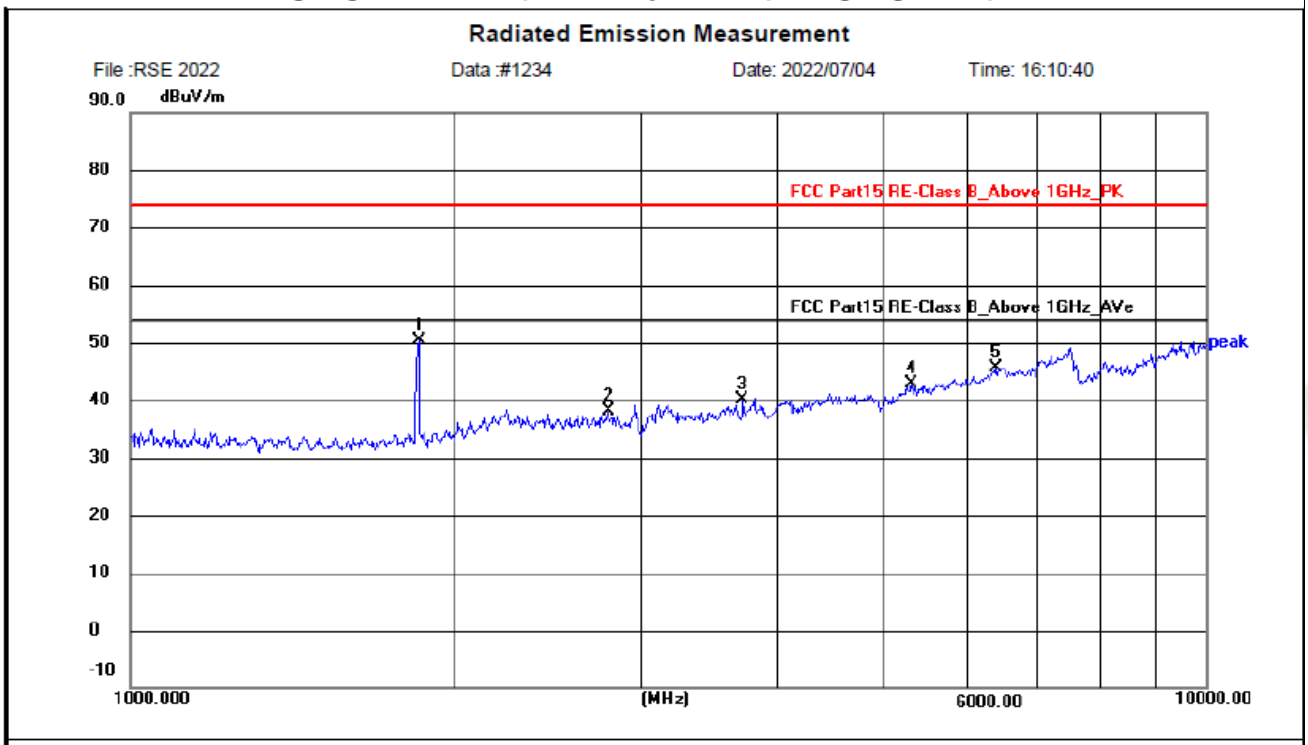

Site CTL 966 Chamber 1
Limit: FCC Part15 RE-Class B_Above 1GHz_PK
EUT:
M/N: UR-008
Mode: WORKING
Note: 天线6 927.5 功率21
Company name: SID Global Sdn Bhd

Polarization: *Vertical*
Power: AC230V/50Hz
Distance: 3m

Temperature: 25(C)
Humidity: 50 %

No.	Frequency (MHz)	Reading (dBuV)	Factor (dB/m)	Level (dBuV/m)	Limit (dBuV/m)	Margin (dB)	Detector	Height (cm)	Azimuth (deg.)	P/F	Remark
1	1855.133	75.09	-24.74	50.35	74.00	23.65	peak	150	360	P	
2	2782.500	57.73	-19.48	38.25	74.00	35.75	peak	150	360	P	
3	3710.000	57.33	-17.29	40.04	74.00	33.96	peak	150	360	P	
4	5331.814	56.16	-13.27	42.89	74.00	31.11	peak	150	360	P	
5	6375.291	54.70	-9.18	45.52	74.00	28.48	peak	150	360	P	

Antenna 7

Test Frequency (MHz)	902.5	Polarization:	Horizontal

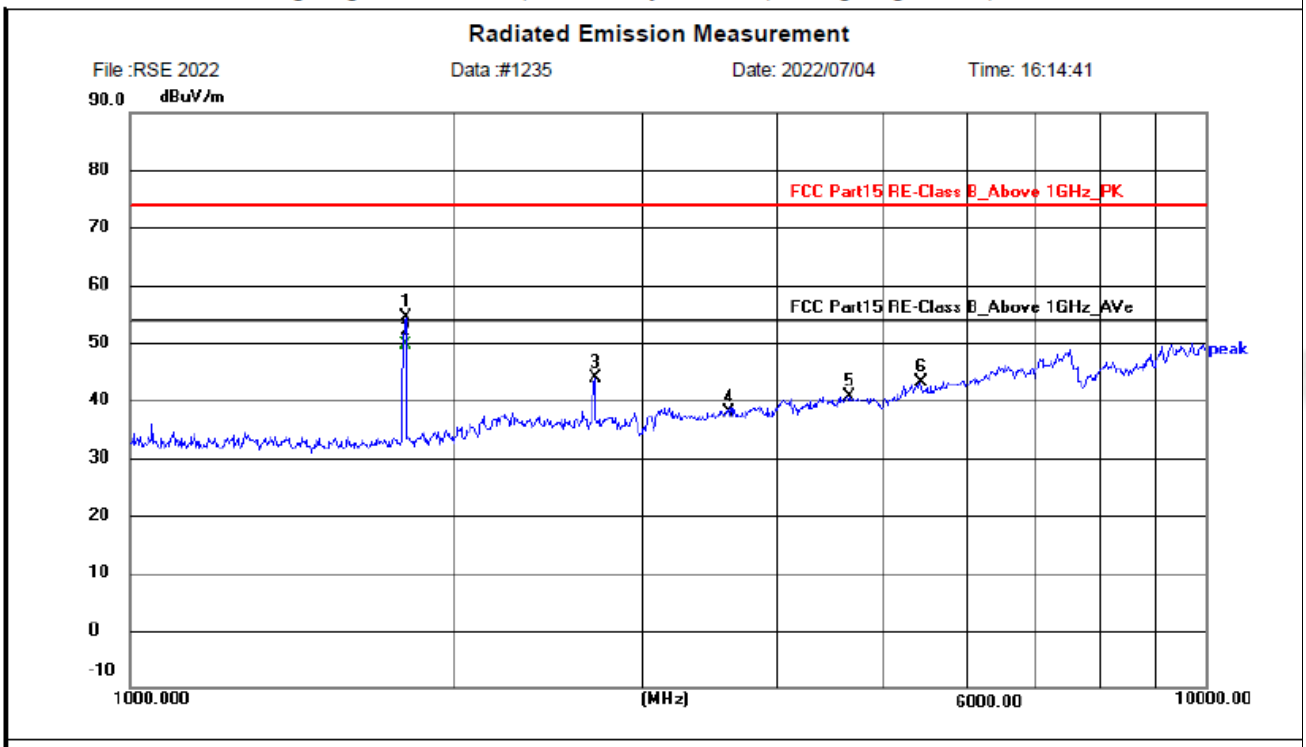

Site CTL 966 Chamber 1
Limit: FCC Part15 RE-Class B_Above 1GHz_PK
EUT:
M/N: UR-008
Mode: WORKING
Note: 天线7 902.5 功率21
Company name: SID Global Sdn Bhd

Polarization: *Horizontal*
Power: AC230V/50Hz
Distance: 3m

Temperature: 25(C)
Humidity: 50 %

No.	Frequency (MHz)	Reading (dBuV)	Factor (dB/m)	Level (dBuV/m)	Limit (dBuV/m)	Margin (dB)	Detector	Height (cm)	Azimuth (deg.)	P/F	Remark
1	1805.095	79.35	-25.06	54.29	74.00	19.71	peak	150	360	P	
2	1805.095	74.69	-25.06	49.63	54.00	4.37	AVG	150	360	P	
3	2707.852	63.59	-19.66	43.93	74.00	30.07	peak	150	360	P	
4	3610.000	55.33	-17.51	37.82	74.00	36.18	peak	150	360	P	
5	4673.314	55.32	-14.67	40.65	74.00	33.35	peak	150	360	P	
6	5426.253	56.26	-13.01	43.25	74.00	30.75	peak	150	360	P	

Test Frequency (MHz)	902.5	Polarization:	Vertical

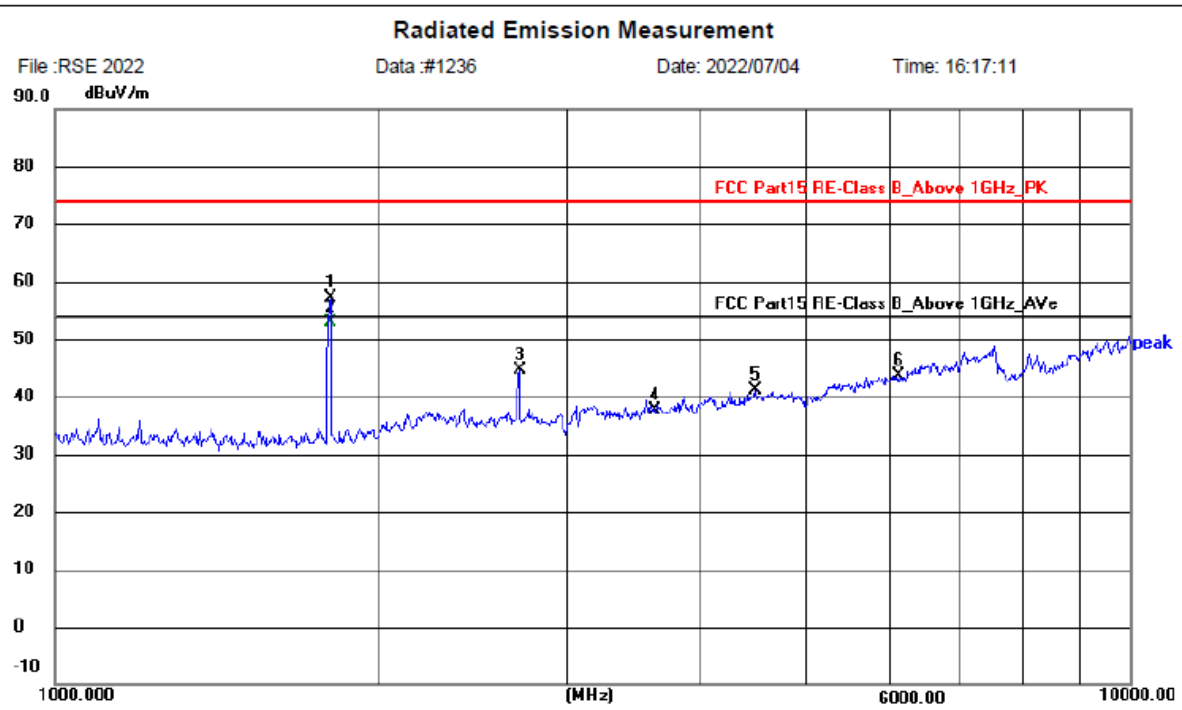

Site CTL 966 Chamber 1
Limit: FCC Part15 RE-Class B_Above 1GHz_PK
EUT:
M/N: UR-008
Mode: WORKING
Note: 天线7 902.5 功率21
Company name: SID Global Sdn Bhd

Polarization: *Vertical*
Power: AC230V/50Hz
Distance: 3m

Temperature: 25(C)
Humidity: 50 %

No.	Frequency (MHz)	Reading (dBuV)	Factor (dB/m)	Level (dBuV/m)	Limit (dBuV/m)	Margin (dB)	Detector	Height (cm)	Azimuth (deg.)	P/F	Remark
1	1805.095	82.31	-25.06	57.25	74.00	16.75	peak	150	20	P	
2	1805.095	77.90	-25.06	52.84	54.00	1.16	AVG	150	360	P	
3	2707.852	64.32	-19.66	44.66	74.00	29.34	peak	150	20	P	
4	3610.000	55.19	-17.51	37.68	74.00	36.32	peak	150	20	P	
5	4484.871	56.26	-15.13	41.13	74.00	32.87	peak	150	20	P	
6	6083.101	54.29	-10.72	43.57	74.00	30.43	peak	150	20	P	

Test Frequency (MHz)	915	Polarization:	Horizontal

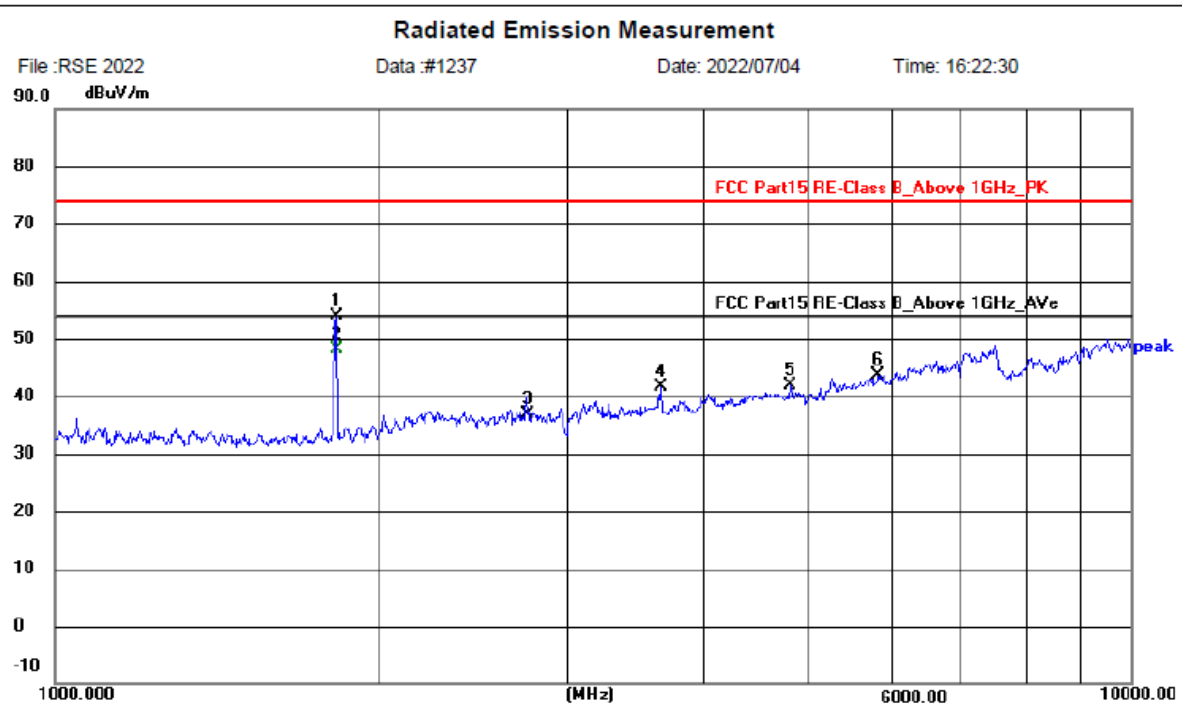

Site CTL 966 Chamber 1
Limit: FCC Part15 RE-Class B_Above 1GHz_PK
EUT:
M/N: UR-008
Mode: WORKING
Note: 天线7 915 功率21
Company name: SID Global Sdn Bhd

Polarization: *Horizontal*
Power: AC230V/50Hz
Distance: 3m

Temperature: 25(C)
Humidity: 50 %

No.	Frequency (MHz)	Reading (dBuV)	Factor (dB/m)	Level (dBuV/m)	Limit (dBuV/m)	Margin (dB)	Detector	Height (cm)	Azimuth (deg.)	P/F	Remark
1	1830.206	78.67	-24.90	53.77	74.00	20.23	peak	150	359	P	
2	1830.206	72.91	-24.90	48.01	54.00	5.99	AVG	150	360	P	
3	2745.000	56.36	-19.57	36.79	74.00	37.21	peak	150	359	P	
4	3660.000	58.94	-17.40	41.54	74.00	32.46	peak	150	359	P	
5	4820.865	56.32	-14.39	41.93	74.00	32.07	peak	150	359	P	
6	5831.093	55.39	-11.67	43.72	74.00	30.28	peak	150	359	P	

Test Frequency (MHz)	915	Polarization:	Vertical

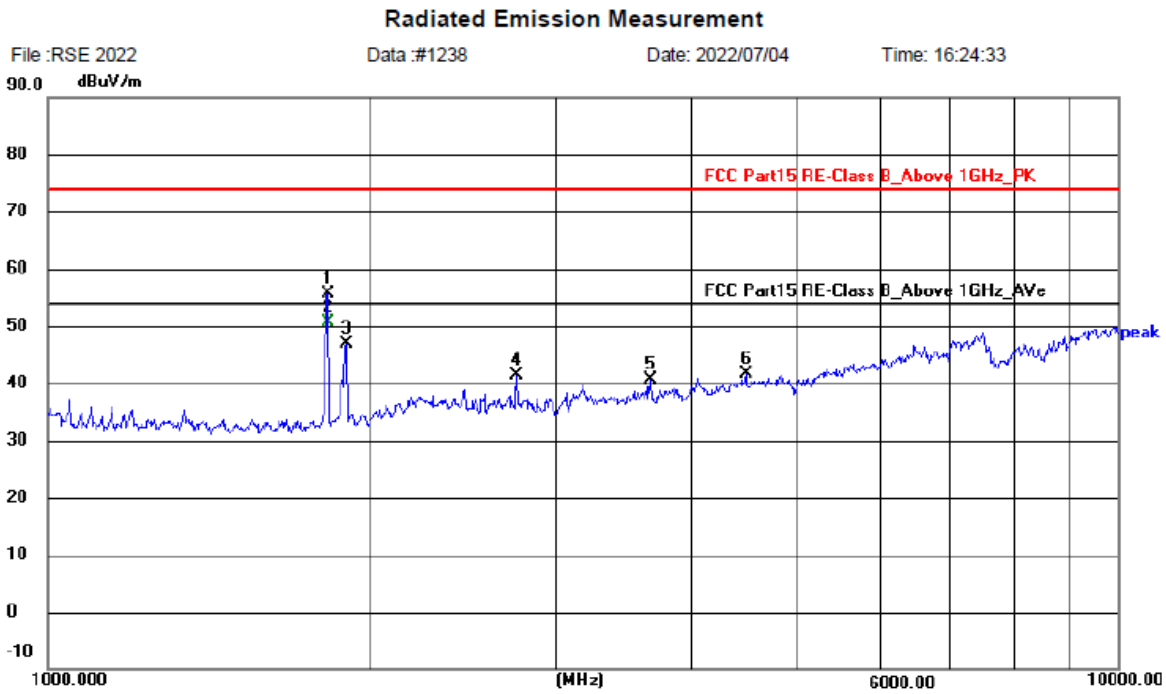

Site CTL 966 Chamber 1
Limit: FCC Part15 RE-Class B_Above 1GHz_PK
EUT:
M/N: UR-008
Mode: WORKING
Note: 天线7 915 功率21
Company name: SID Global Sdn Bhd

Polarization: *Vertical*
Power: AC230V/50Hz
Distance: 3m

Temperature: 25(C)
Humidity: 50 %

No.	Frequency (MHz)	Reading (dBuV)	Factor (dB/m)	Level (dBuV/m)	Limit (dBuV/m)	Margin (dB)	Detector	Height (cm)	Azimuth (deg.)	P/F	Remark
1	1830.206	80.61	-24.90	55.71	74.00	18.29	peak	150	360	P	
2	1830.206	75.54	-24.90	50.64	54.00	3.36	AVG	150	360	P	
3	1903.816	71.30	-24.43	46.87	74.00	27.13	peak	150	360	P	
4	2744.732	60.92	-19.57	41.35	74.00	32.65	peak	150	360	P	
5	3660.159	57.95	-17.40	40.55	74.00	33.45	peak	150	360	P	
6	4493.917	56.72	-15.09	41.63	74.00	32.37	peak	150	360	P	

Test Frequency (MHz)	927.5	Polarization:	Horizontal

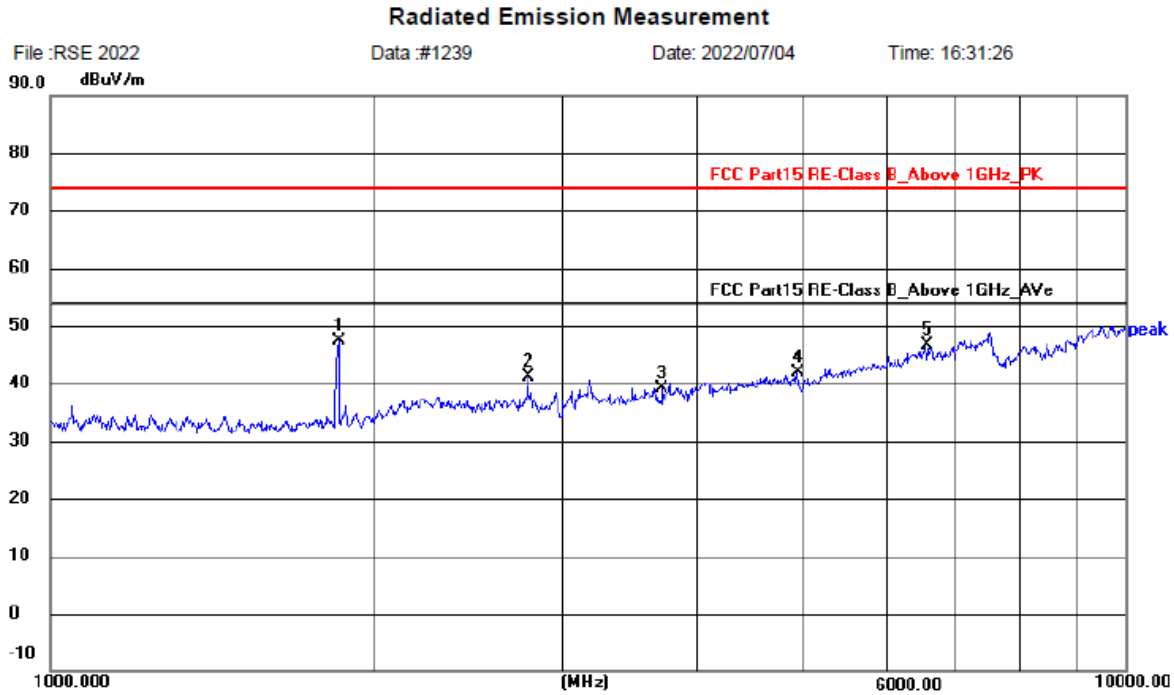

Site CTL 966 Chamber 1
Limit: FCC Part15 RE-Class B_Above 1GHz_PK
EUT:
M/N: UR-008
Mode: WORKING
Note: 天线7 927.5 功率21
Company name: SID Global Sdn Bhd

Polarization: ***Horizontal***
Power: AC230V/50Hz
Distance: 3m

Temperature: 25(C)
Humidity: 50 %

No.	Frequency (MHz)	Reading (dBuV)	Factor (dB/m)	Level (dBuV/m)	Limit (dBuV/m)	Margin (dB)	Detector	Height (cm)	Azimuth (deg.)	P/F	Remark
1	1855.133	72.04	-24.74	47.30	74.00	26.70	peak	150	360	P	
2	2782.115	60.62	-19.48	41.14	74.00	32.86	peak	150	360	P	
3	3710.000	56.52	-17.29	39.23	74.00	34.77	peak	150	360	P	
4	4944.530	56.06	-14.19	41.87	74.00	32.13	peak	150	360	P	
5	6518.160	55.16	-8.59	46.57	74.00	27.43	peak	150	360	P	

Test Frequency (MHz)	927.5	Polarization:	Vertical

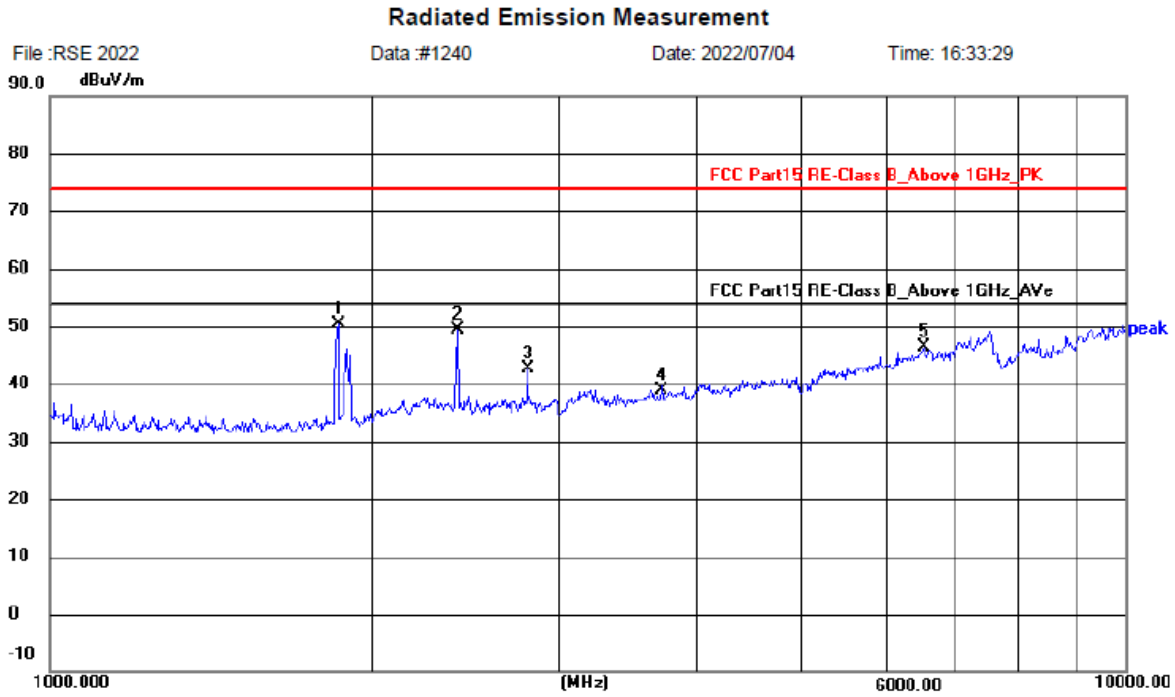

Site CTL 966 Chamber 1
Limit: FCC Part15 RE-Class B_Above 1GHz_PK
EUT:
M/N: UR-008
Mode: WORKING
Note: 天线7 927.5 功率21
Company name: SID Global Sdn Bhd

Polarization: *Vertical*
Power: AC230V/50Hz
Distance: 3m

Temperature: 25(C)
Humidity: 50 %

No.	Frequency (MHz)	Reading (dBuV)	Factor (dB/m)	Level (dBuV/m)	Limit (dBuV/m)	Margin (dB)	Detector	Height (cm)	Azimuth (deg.)	P/F	Remark
1	1855.133	75.18	-24.74	50.44	74.00	23.56	peak	150	0	P	
2	2397.452	70.16	-20.69	49.47	74.00	24.53	peak	150	0	P	
3	2782.115	62.03	-19.48	42.55	74.00	31.45	peak	150	0	P	
4	3710.000	56.23	-17.29	38.94	74.00	35.06	peak	150	0	P	
5	6499.426	55.06	-8.60	46.46	74.00	27.54	peak	150	0	P	

Antenna 8

Test Frequency (MHz)	902.5	Polarization:	Horizontal

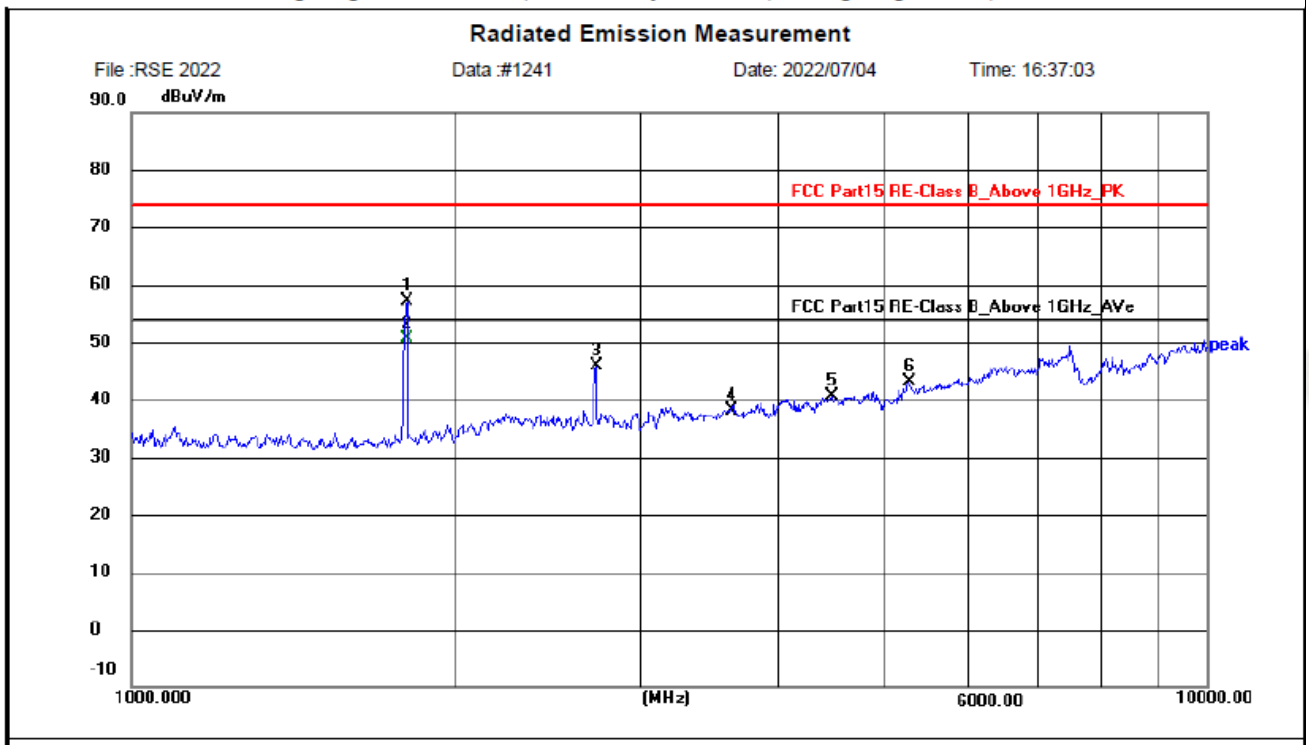

Site CTL 966 Chamber 1
Limit: FCC Part15 RE-Class B_Above 1GHz_PK
EUT:
M/N: UR-008
Mode: WORKING
Note: 天线8 902.5 功率21
Company name: SID Global Sdn Bhd

Polarization: *Horizontal*
Power: AC230V/50Hz
Distance: 3m

Temperature: 25(C)
Humidity: 50 %

No.	Frequency (MHz)	Reading (dBuV)	Factor (dB/m)	Level (dBuV/m)	Limit (dBuV/m)	Margin (dB)	Detector	Height (cm)	Azimuth (deg.)	P/F	Remark
1	1805.095	82.15	-25.06	57.09	74.00	16.91	peak	150	360	P	
2	1805.095	75.59	-25.06	50.53	54.00	3.47	AVG	150	360	P	
3	2707.852	65.51	-19.66	45.85	74.00	28.15	peak	150	360	P	
4	3610.000	55.70	-17.51	38.19	74.00	35.81	peak	150	360	P	
5	4486.162	55.69	-15.12	40.57	74.00	33.43	peak	150	360	P	
6	5279.892	56.41	-13.39	43.02	74.00	30.98	peak	150	360	P	

Test Frequency (MHz)	902.5	Polarization:	Vertical

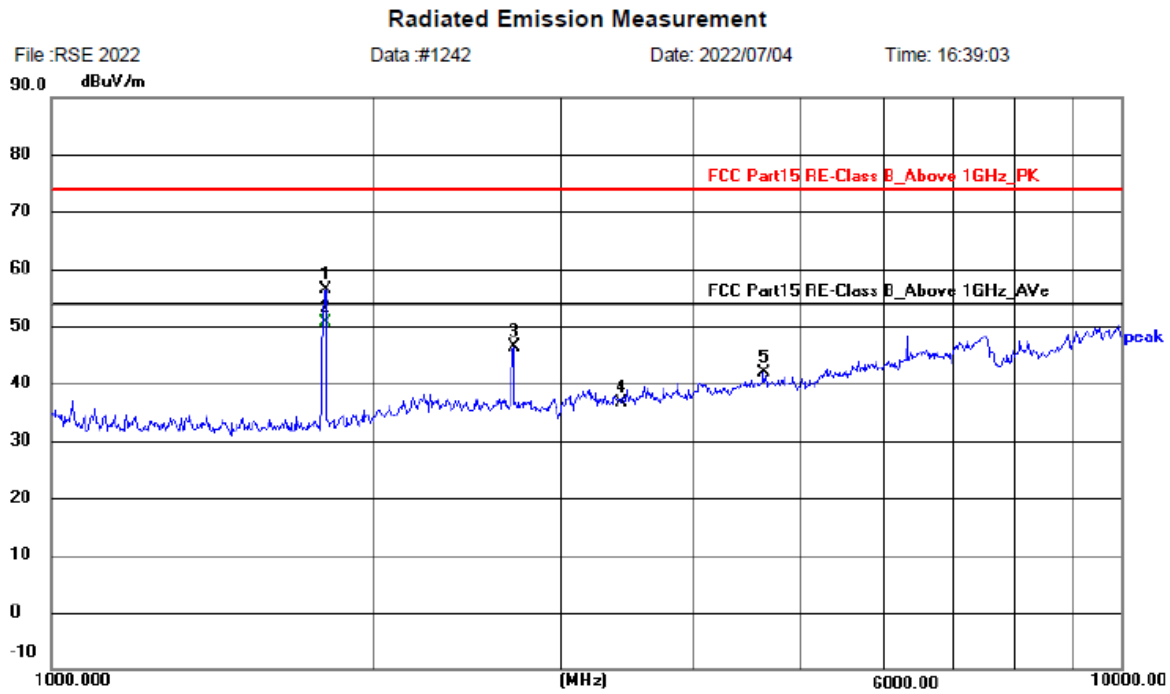

Site CTL 966 Chamber 1
Limit: FCC Part15 RE-Class B_Above 1GHz_PK
EUT:
M/N: UR-008
Mode: WORKING
Note: 天线8 902.5 功率21
Company name: SID Global Sdn Bhd

Polarization: *Vertical*
Power: AC230V/50Hz
Distance: 3m

Temperature: 25(C)
Humidity: 50 %

No.	Frequency (MHz)	Reading (dBuV)	Factor (dB/m)	Level (dBuV/m)	Limit (dBuV/m)	Margin (dB)	Detector	Height (cm)	Azimuth (deg.)	P/F	Remark
1	1805.095	81.46	-25.06	56.40	74.00	17.60	peak	150	360	P	
2	1805.095	75.60	-25.06	50.54	54.00	3.46	AVG	150	360	P	
3	2707.852	65.94	-19.66	46.28	74.00	27.72	peak	150	360	P	
4	3410.000	55.09	-18.54	36.55	74.00	37.45	peak	150	360	P	
5	4626.473	56.60	-14.80	41.80	74.00	32.20	peak	150	360	P	

Test Frequency (MHz)	915	Polarization:	Horizontal

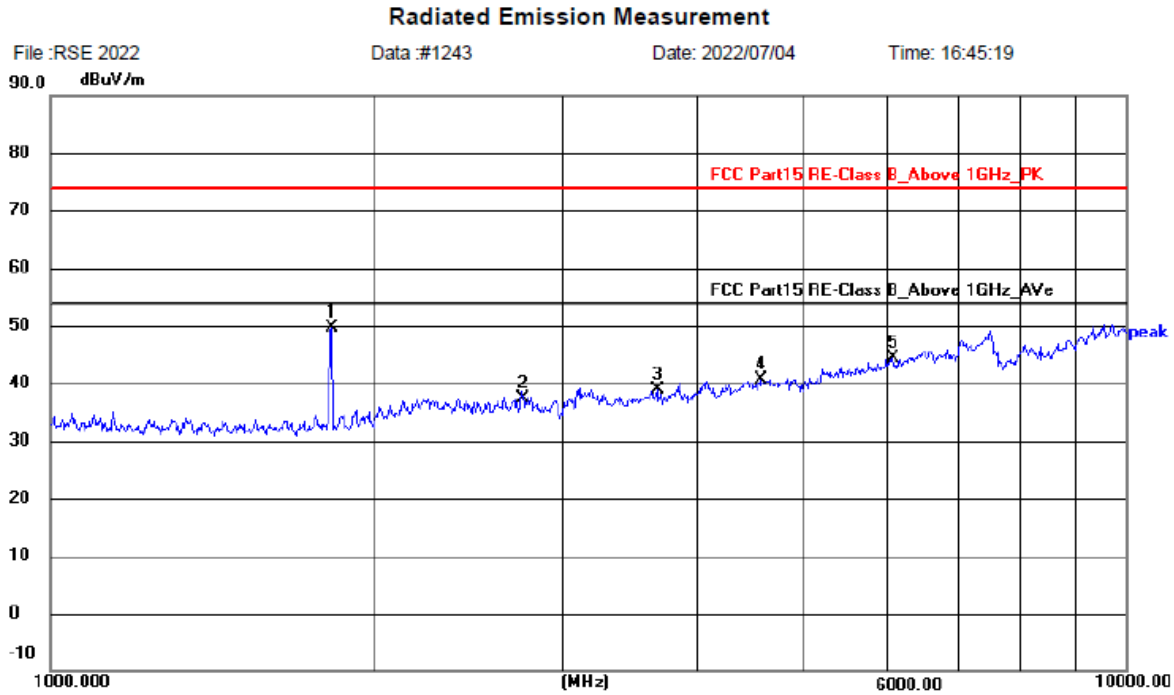

Site CTL 966 Chamber 1
Limit: FCC Part15 RE-Class B_Above 1GHz_PK
EUT:
M/N: UR-008
Mode: WORKING
Note: 天线8 915 功率21
Company name: SID Global Sdn Bhd

Polarization: ***Horizontal***
Power: AC230V/50Hz
Distance: 3m

Temperature: 25(C)
Humidity: 50 %

No.	Frequency (MHz)	Reading (dBuV)	Factor (dB/m)	Level (dBuV/m)	Limit (dBuV/m)	Margin (dB)	Detector	Height (cm)	Azimuth (deg.)	P/F	Remark
1	1830.206	74.49	-24.90	49.59	74.00	24.41	peak	150	360	P	
2	2745.000	56.90	-19.57	37.33	74.00	36.67	peak	150	360	P	
3	3660.000	56.40	-17.40	39.00	74.00	35.00	peak	150	360	P	
4	4572.198	55.53	-14.94	40.59	74.00	33.41	peak	150	360	P	
5	6062.127	55.22	-10.82	44.40	74.00	29.60	peak	150	360	P	

Test Frequency (MHz)	915	Polarization:	Vertical

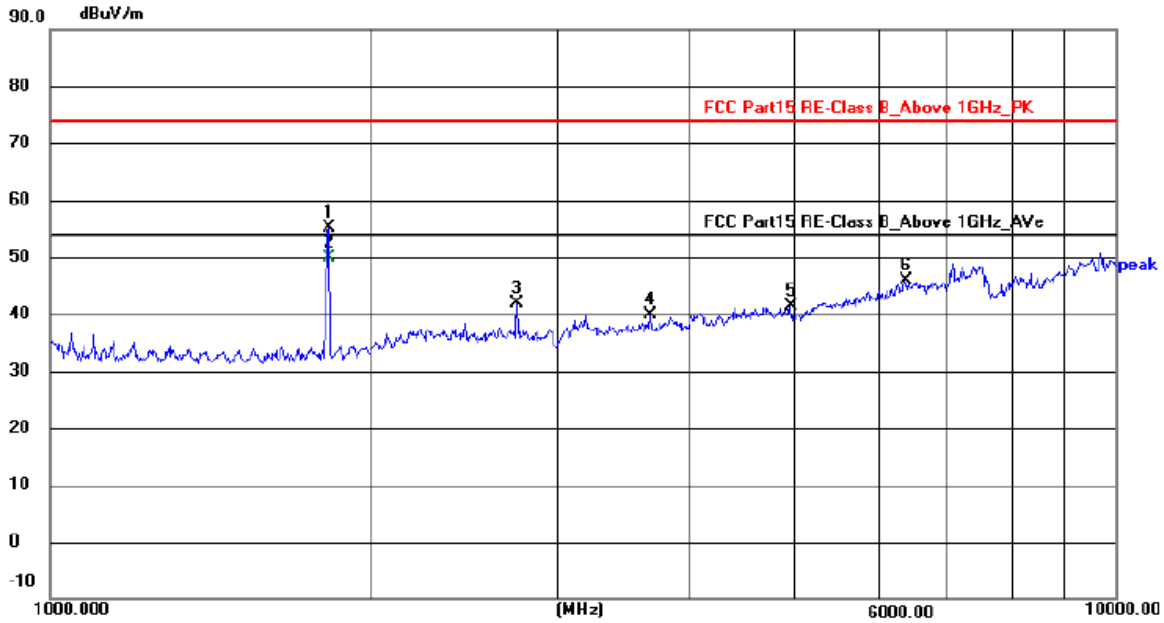

Site CTL 966 Chamber 1
Limit: FCC Part15 RE-Class B_Above 1GHz_PK
EUT:
M/N: UR-008
Mode: WORKING
Note: 天线8 915 功率21
Company name: SID Global Sdn Bhd

Polarization: *Vertical*
Power: AC230V/50Hz
Distance: 3m

Temperature: 25(C)
Humidity: 50 %

No.	Frequency (MHz)	Reading (dBuV)	Factor (dB/m)	Level (dBuV/m)	Limit (dBuV/m)	Margin (dB)	Detector	Height (cm)	Azimuth (deg.)	P/F	Remark
1	1830.206	80.03	-24.90	55.13	74.00	18.87	peak	150	0	P	
2	1830.206	74.73	-24.90	49.83	54.00	4.17	AVG	150	0	P	
3	2744.732	61.34	-19.57	41.77	74.00	32.23	peak	150	0	P	
4	3660.000	57.19	-17.40	39.79	74.00	34.21	peak	150	0	P	
5	4944.530	55.55	-14.19	41.36	74.00	32.64	peak	150	0	P	
6	6347.826	55.10	-9.34	45.76	74.00	28.24	peak	150	0	P	

Test Frequency (MHz)	927.5	Polarization:	Horizontal

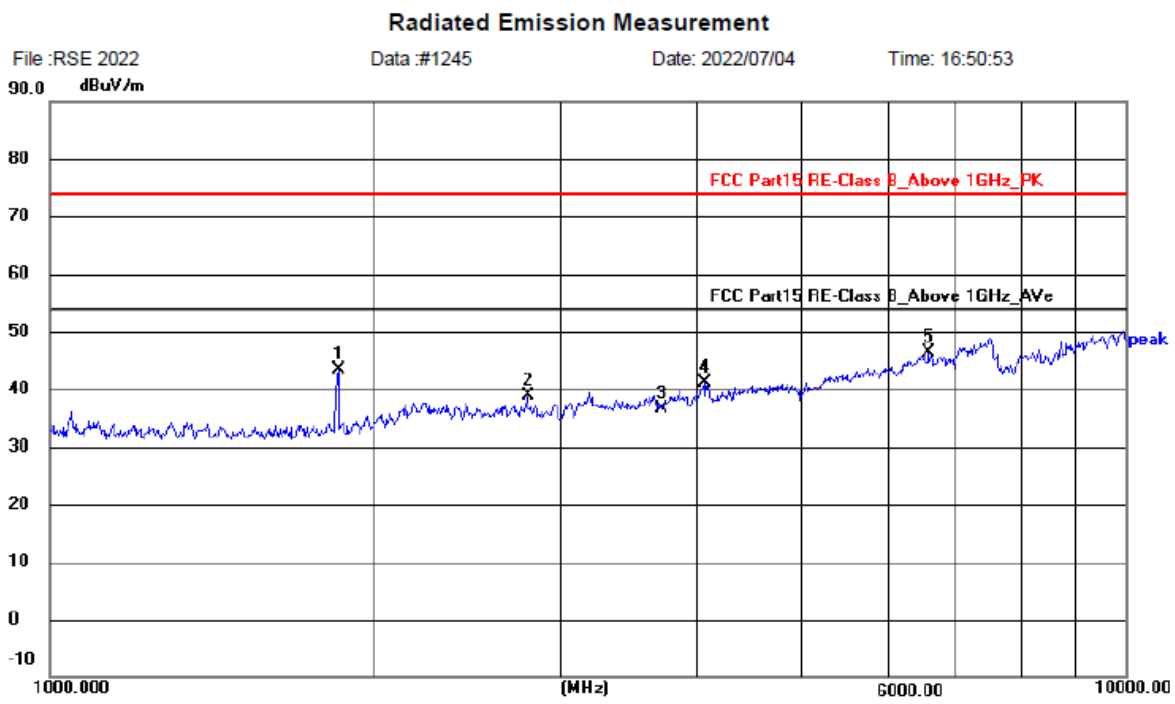

Site CTL 966 Chamber 1
Limit: FCC Part15 RE-Class B_Above 1GHz_PK
EUT:
M/N: UR-008
Mode: WORKING
Note: 天线8 927.5 功率21
Company name: SID Global Sdn Bhd

Polarization: *Horizontal*
Power: AC230V/50Hz
Distance: 3m

Temperature: 25(C)
Humidity: 50 %

No.	Frequency (MHz)	Reading (dBuV)	Factor (dB/m)	Level (dBuV/m)	Limit (dBuV/m)	Margin (dB)	Detector	Height (cm)	Azimuth (deg.)	P/F	Remark
1	1855.133	68.14	-24.74	43.40	74.00	30.60	peak	150	360	P	
2	2782.915	58.42	-19.47	38.95	74.00	35.05	peak	150	360	P	
3	3710.000	53.84	-17.29	36.55	74.00	37.45	peak	150	360	P	
4	4062.094	57.35	-16.16	41.19	74.00	32.81	peak	150	360	P	
5	6570.902	54.83	-8.57	46.26	74.00	27.74	peak	150	360	P	

Test Frequency (MHz)	927.5	Polarization:	Vertical

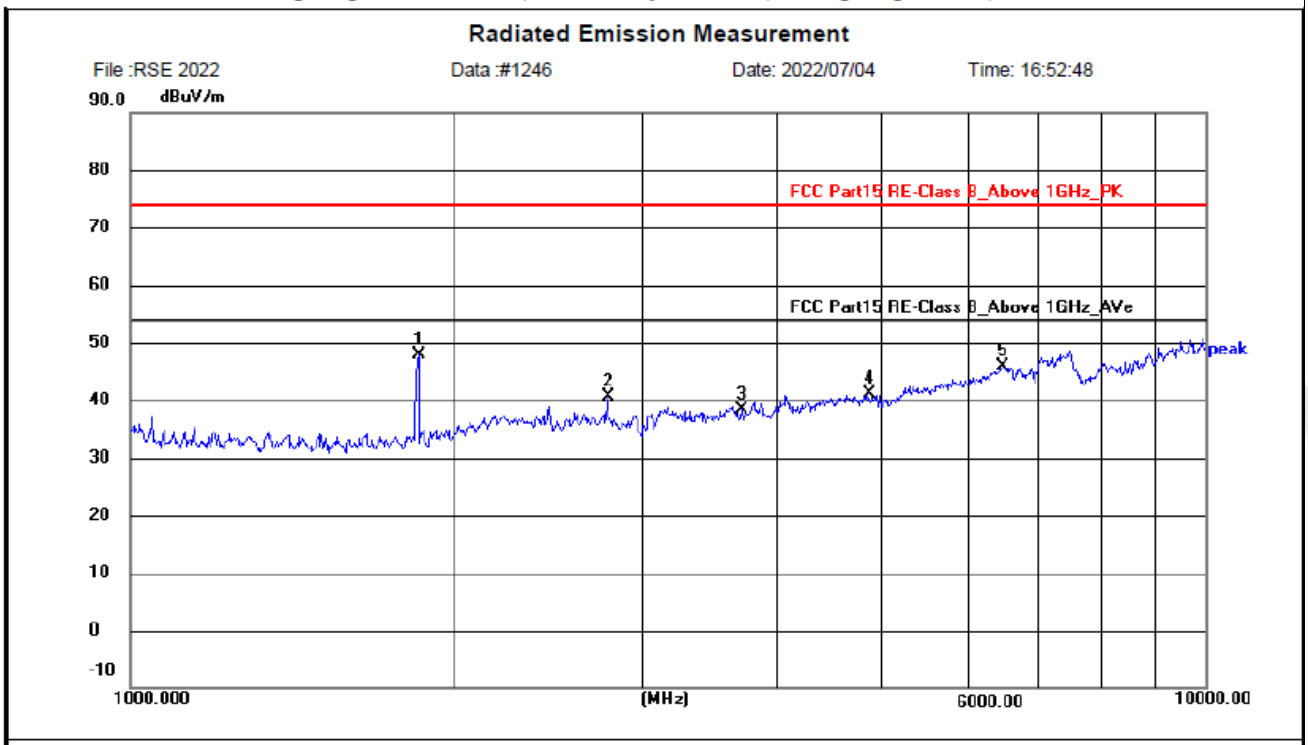

Site CTL 966 Chamber 1
Limit: FCC Part15 RE-Class B_Above 1GHz_PK
EUT:
M/N: UR-008
Mode: WORKING
Note: 天线8 927.5 功率21
Company name: SID Global Sdn Bhd

Polarization: *Vertical*
Power: AC230V/50Hz
Distance: 3m

Temperature: 25(C)
Humidity: 50 %

No.	Frequency (MHz)	Reading (dBuV)	Factor (dB/m)	Level (dBuV/m)	Limit (dBuV/m)	Margin (dB)	Detector	Height (cm)	Azimuth (deg.)	P/F	Remark
1	1855.133	72.59	-24.74	47.85	74.00	26.15	peak	150	0	P	
2	2782.915	60.14	-19.47	40.67	74.00	33.33	peak	150	0	P	
3	3710.000	55.66	-17.29	38.37	74.00	35.63	peak	150	0	P	
4	4854.282	55.34	-14.33	41.01	74.00	32.99	peak	150	0	P	
5	6475.152	54.55	-8.70	45.85	74.00	28.15	peak	150	0	P	

REMARKS:

1. Margin value = Limit value- Emission level.
2. RBW1MHz VBW3MHz Peak detector is for PK value; RBW 1MHz VBW10Hz Peak detector is for AV value.

3.3. Maximum Conducted Output Power

Limit

The Maximum Peak Output Power limit is 28 dBm.

Test Procedure

Remove the antenna from the EUT and then connect a low loss RF cable from the antenna port to the Power Meter.

Test Configuration

Test Results

Antenna 1

Channel Frequency (MHz)	Peak Output Power (dBm)	Peak Output Power Limit (dBm)	Result
902.5	21.257	28	PASS
915.0	20.836	28	PASS
927.5	19.484	28	PASS

Antenna 2

Channel Frequency (MHz)	Peak Output Power (dBm)	Peak Output Power Limit (dBm)	Result
902.5	21.386	28	PASS
915.0	21.085	28	PASS
927.5	19.710	28	PASS

Antenna 3

Channel Frequency (MHz)	Peak Output Power (dBm)	Peak Output Power Limit (dBm)	Result
902.5	21.492	28	PASS
915.0	21.179	28	PASS
927.5	19.907	28	PASS

Antenna 4

Channel Frequency (MHz)	Peak Output Power (dBm)	Peak Output Power Limit (dBm)	Result
902.5	21.569	28	PASS
915.0	21.186	28	PASS
927.5	19.967	28	PASS

Antenna 5

Channel Frequency (MHz)	Peak Output Power (dBm)	Peak Output Power Limit (dBm)	Result
902.5	21.464	28	PASS
915.0	21.142	28	PASS
927.5	19.996	28	PASS

Antenna 6

Channel Frequency (MHz)	Peak Output Power (dBm)	Peak Output Power Limit (dBm)	Result
902.5	21.403	28	PASS
915.0	20.963	28	PASS
927.5	19.823	28	PASS

Antenna 7

Channel Frequency (MHz)	Peak Output Power (dBm)	Peak Output Power Limit (dBm)	Result
902.5	21.491	28	PASS
915.0	20.936	28	PASS
927.5	19.637	28	PASS

Antenna 8

Channel Frequency (MHz)	Peak Output Power (dBm)	Peak Output Power Limit (dBm)	Result
902.5	21.255	28	PASS
915.0	20.690	28	PASS
927.5	19.385	28	PASS

Test Graphs

Antenna 1

902.5MHz

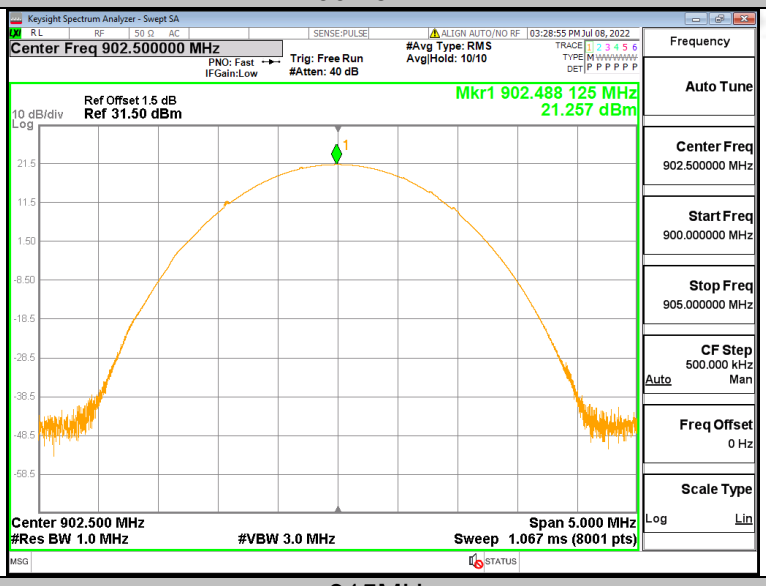

915MHz

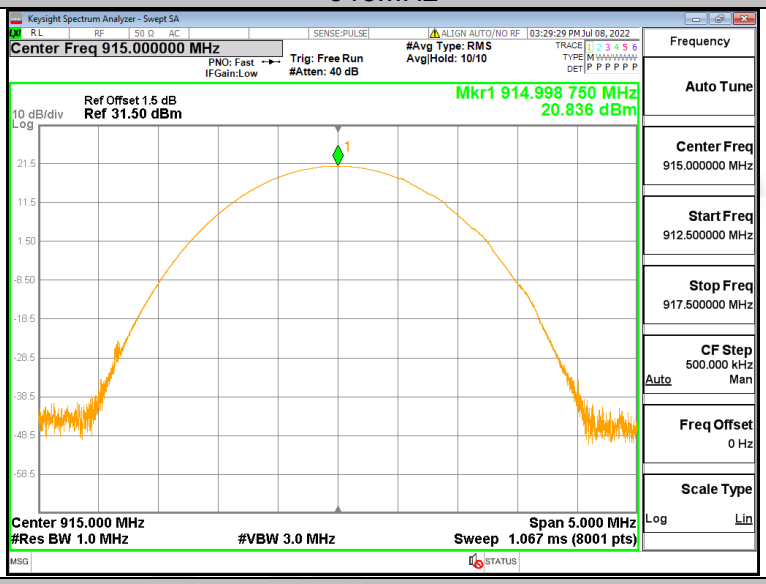

927.5MHz

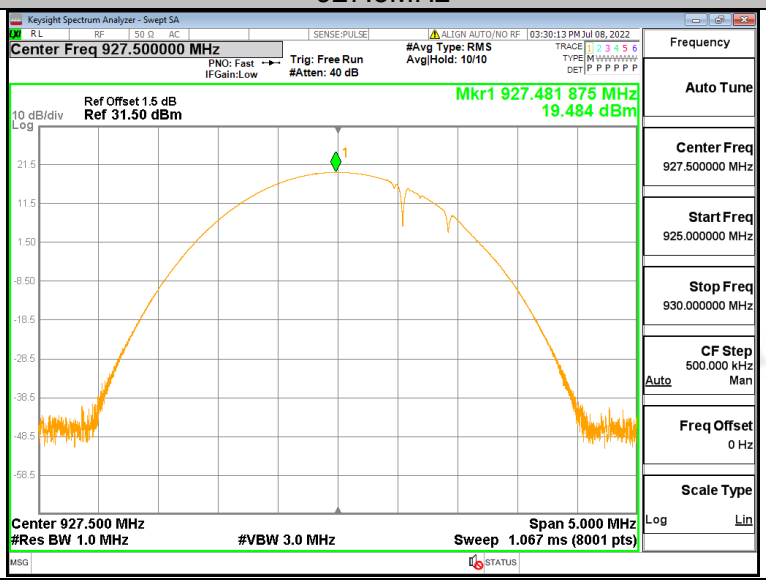

Antenna 2

902.5MHz

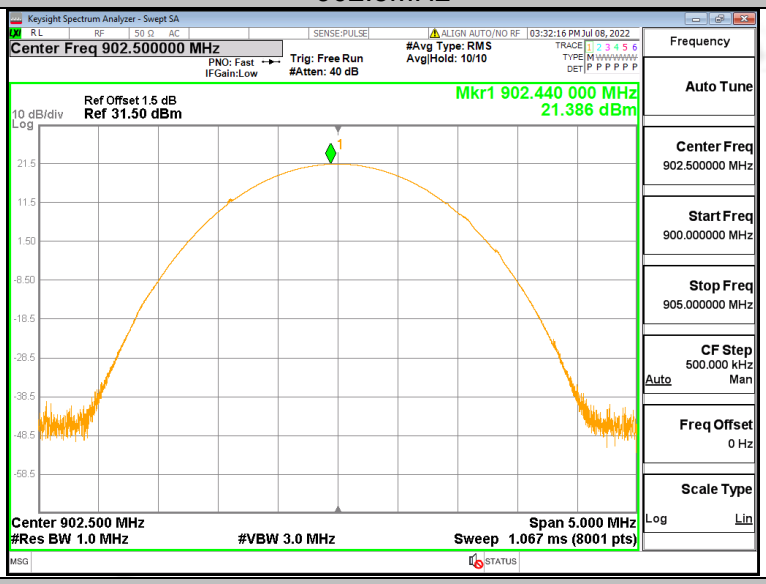

915MHz

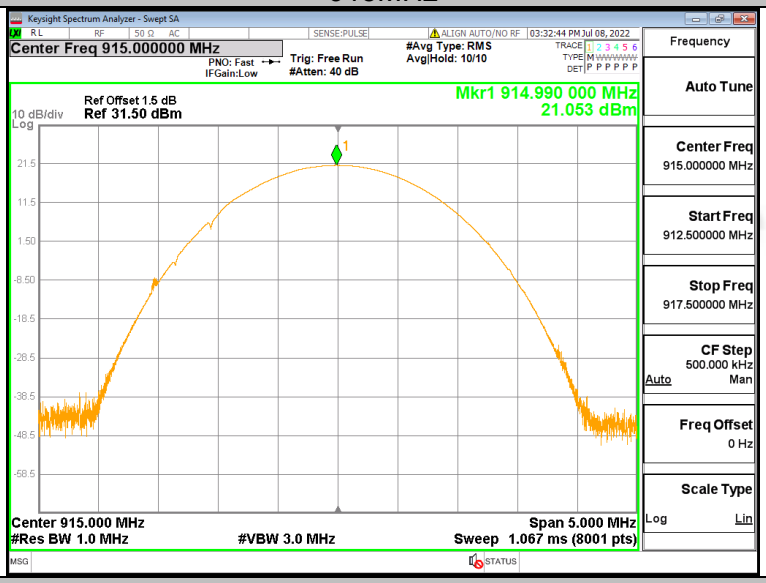

927.5MHz

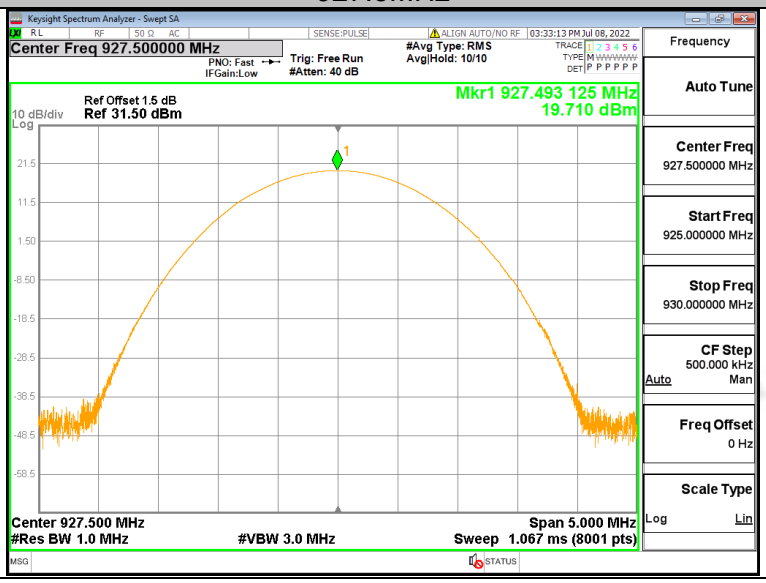

Antenna 3

902.5MHz

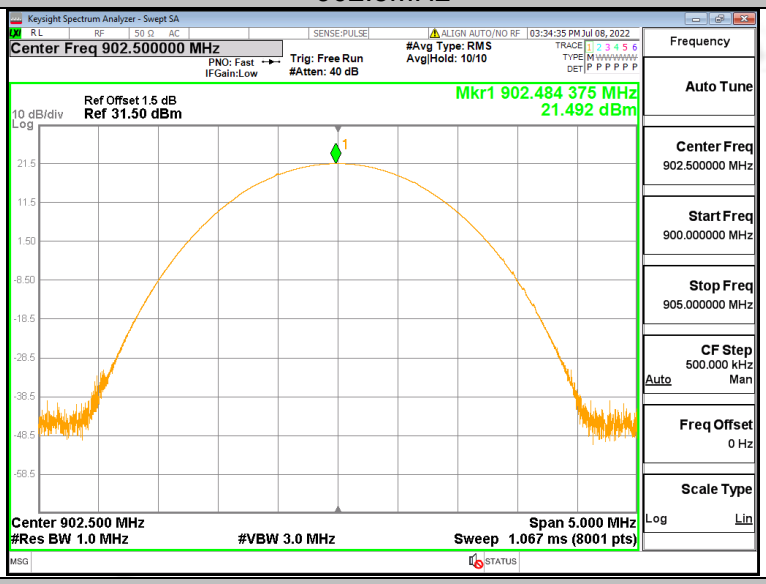

915MHz

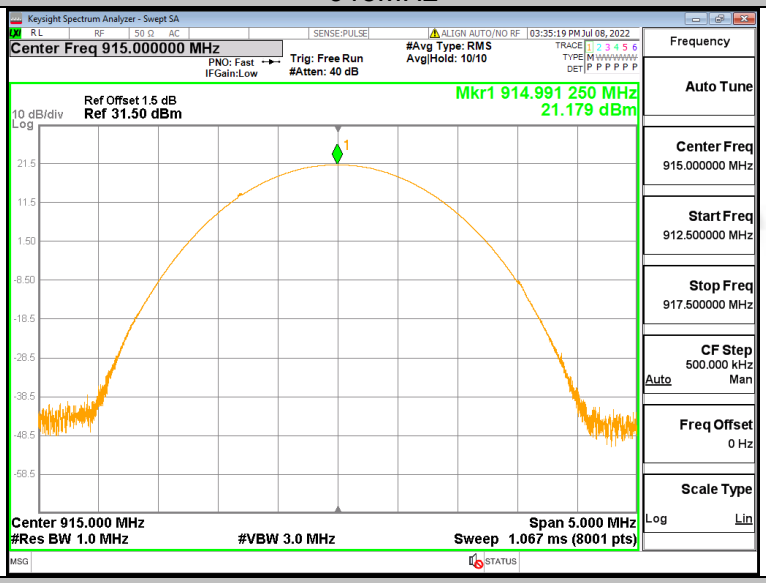
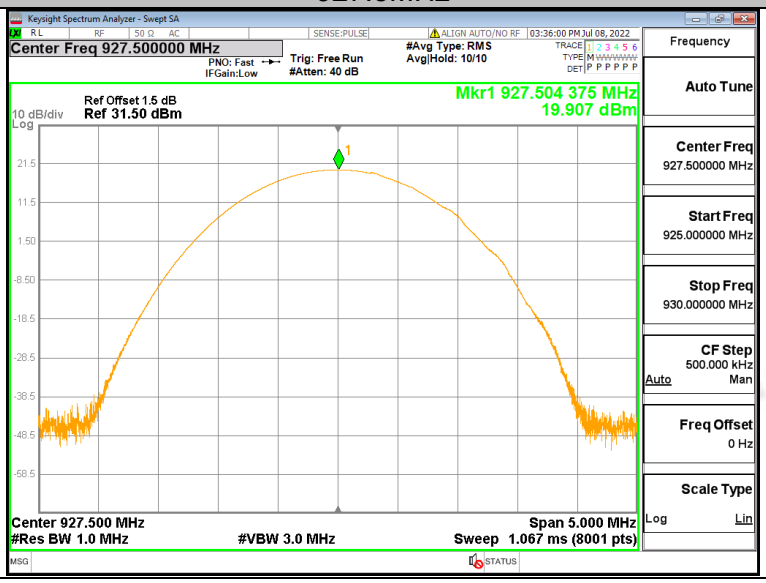
927.5MHz