Spurious Emissions at Antenna Terminal		
Channel	**1.4MHz Bandwidth QPSK**	
Lowest	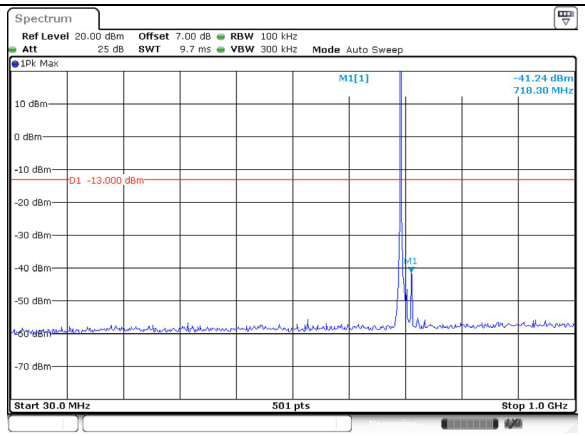	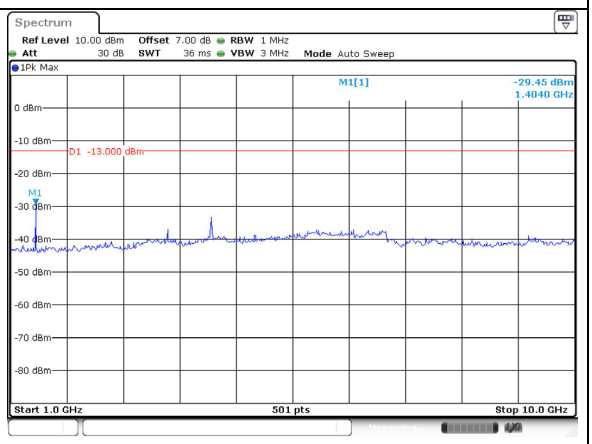
Middle	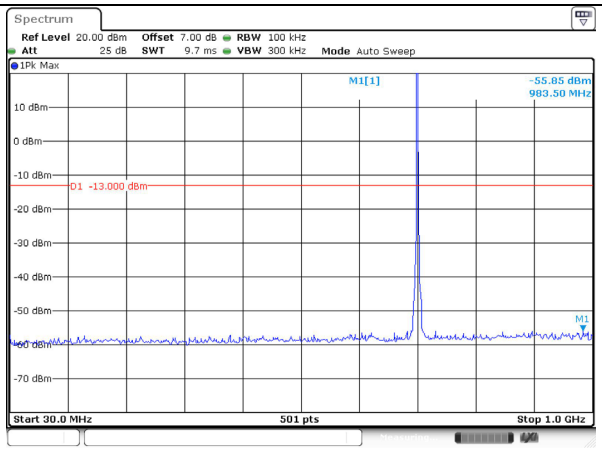	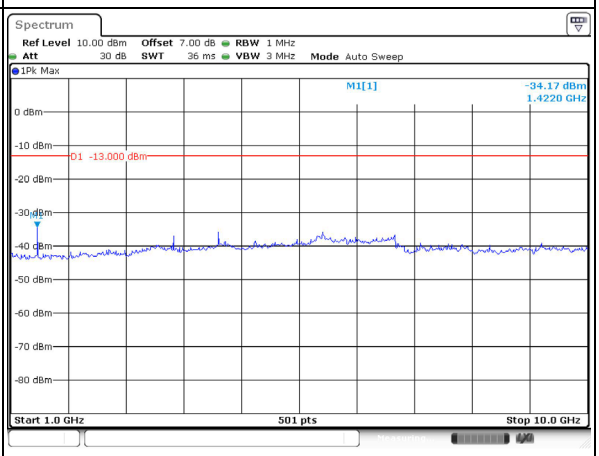
Highest	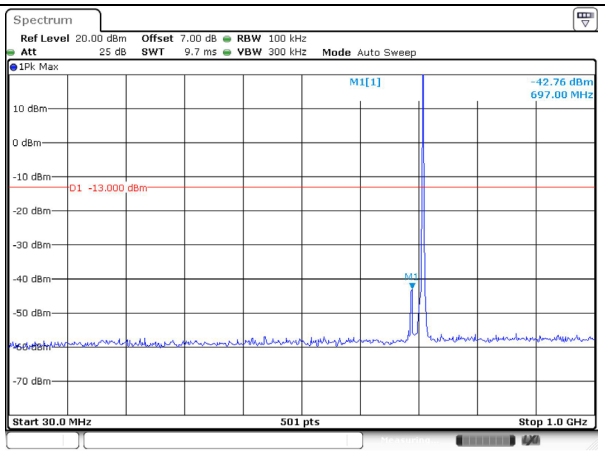	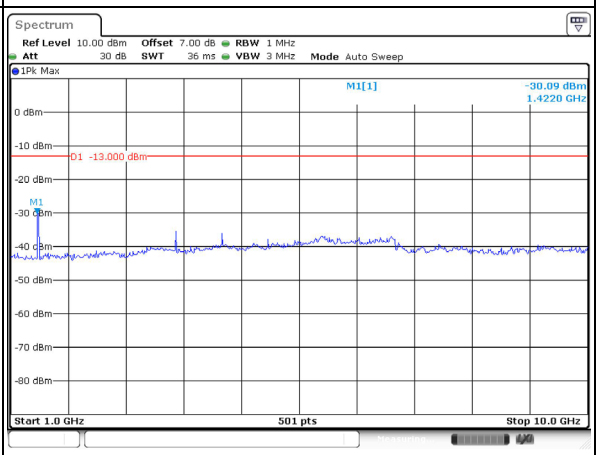

Spurious Emissions at Antenna Terminal		
Channel	**3MHz Bandwidth QPSK**	
Lowest	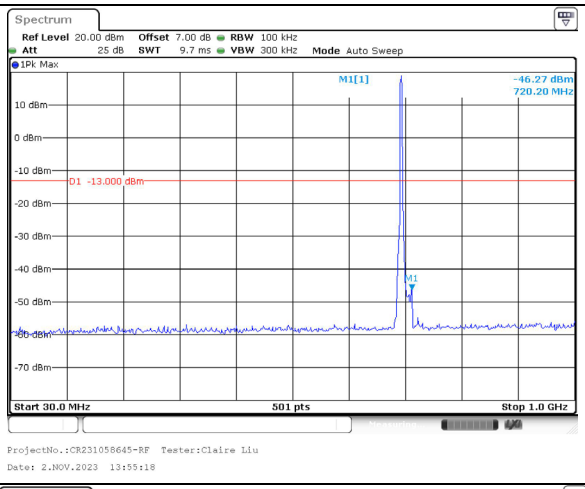	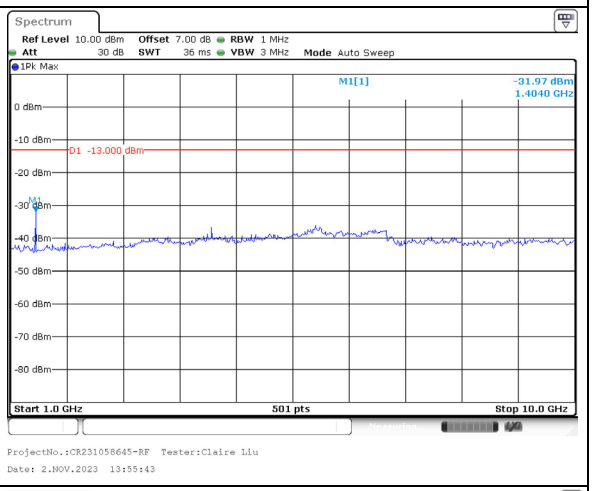
Middle	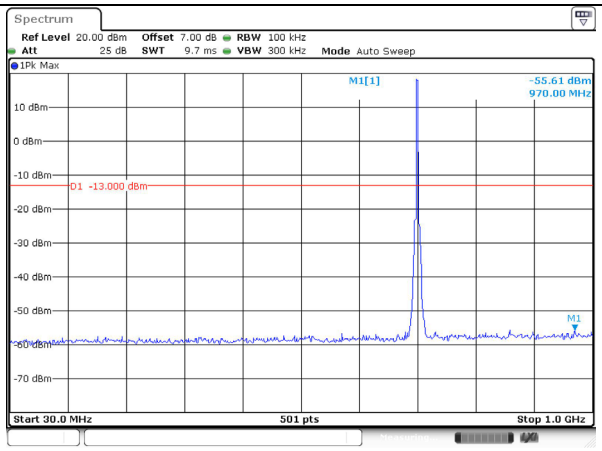	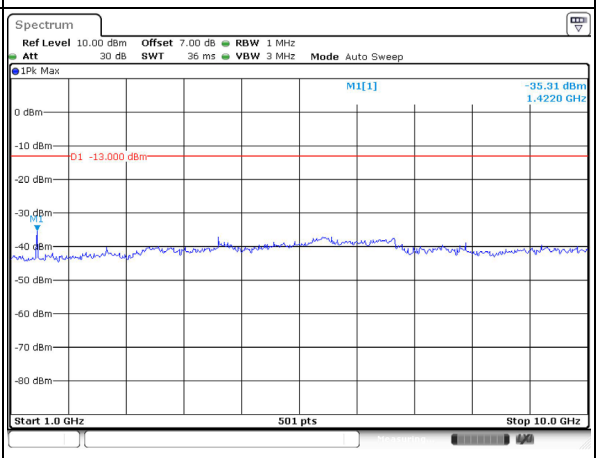
Highest	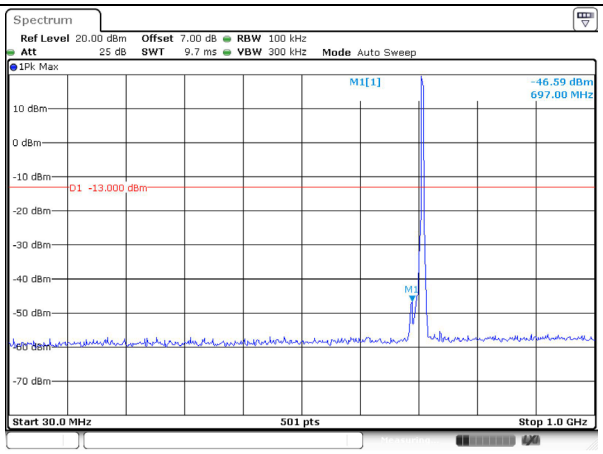	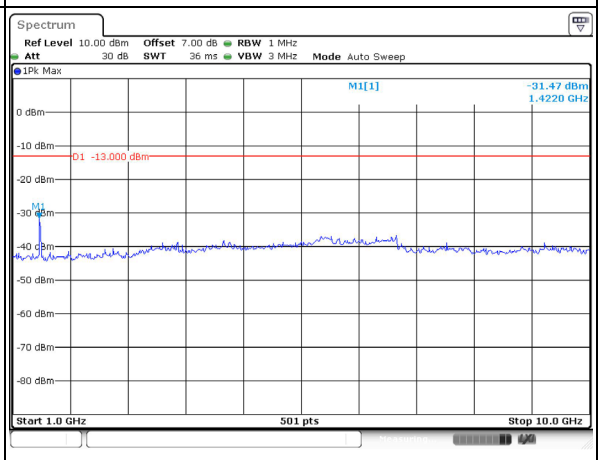

Spurious Emissions at Antenna Terminal		
Channel	**5MHz Bandwidth QPSK**	
Lowest	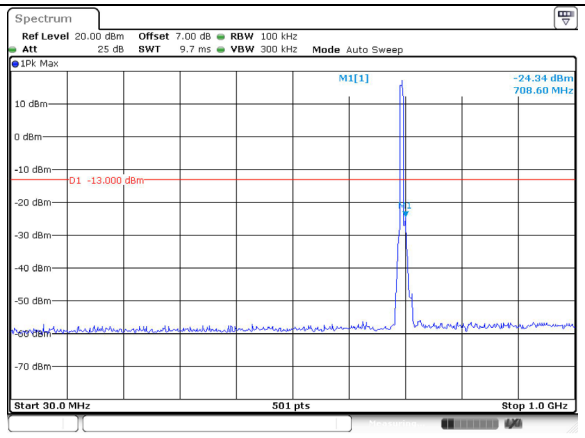	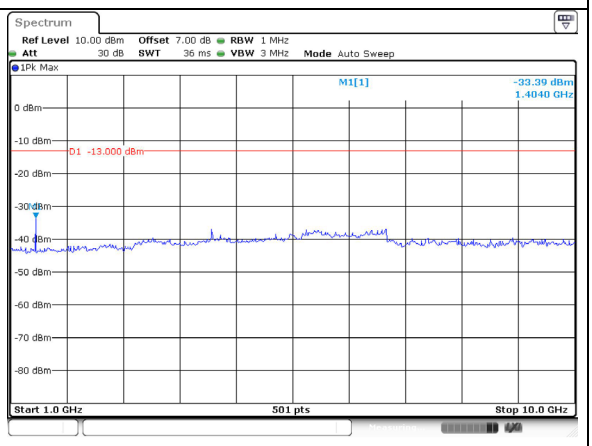
Middle	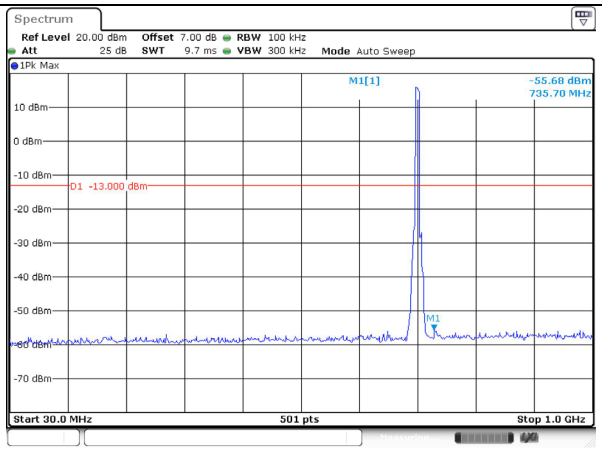	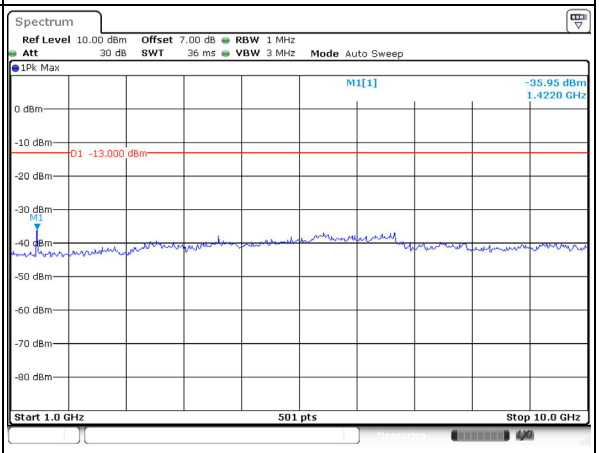
Highest	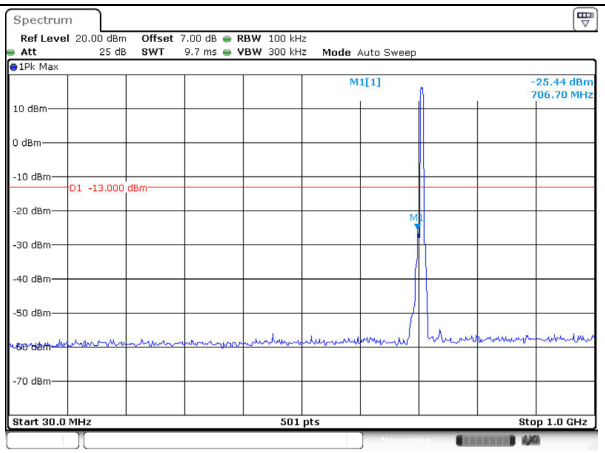	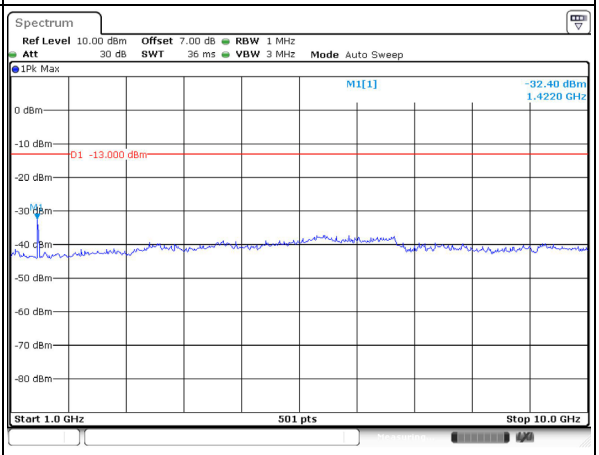

Spurious Emissions at Antenna Terminal		
Channel	**10MHz Bandwidth QPSK**	
Lowest	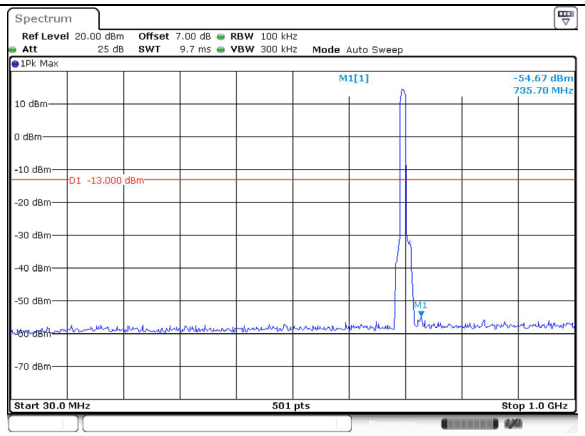	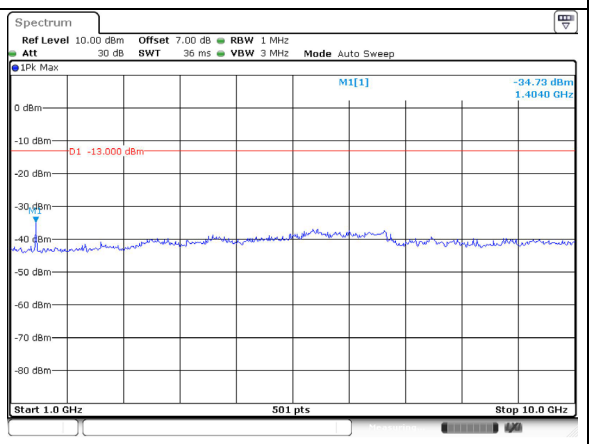
Middle	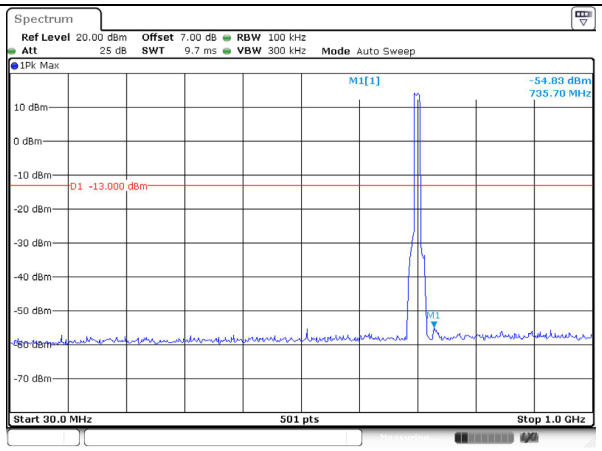	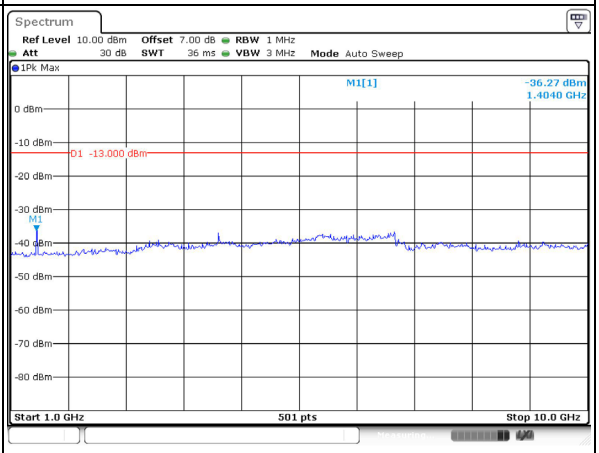
Highest	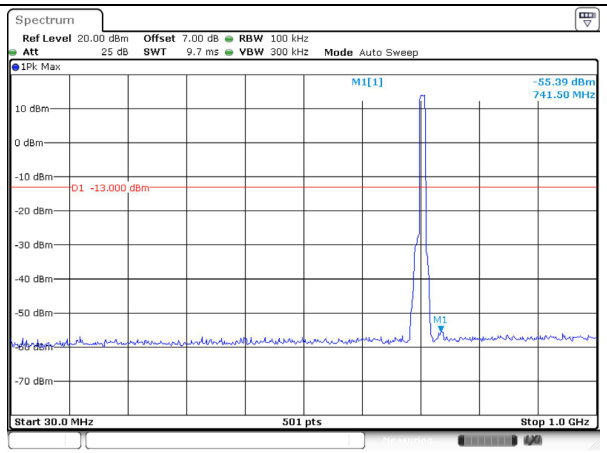	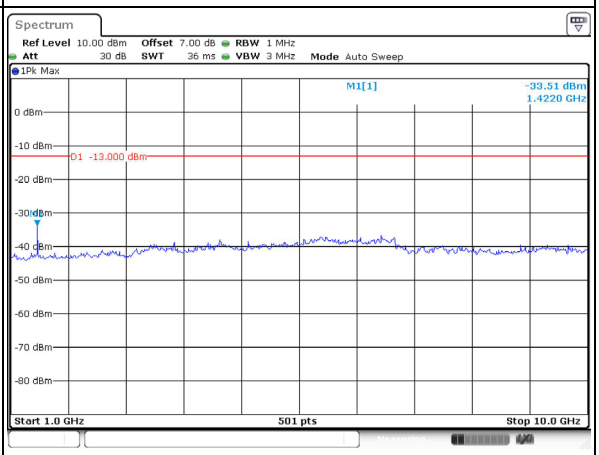

Out of band emission, Band Edge		
Mode	**Lowest**	**Highest**
QPSK 1.4MHz	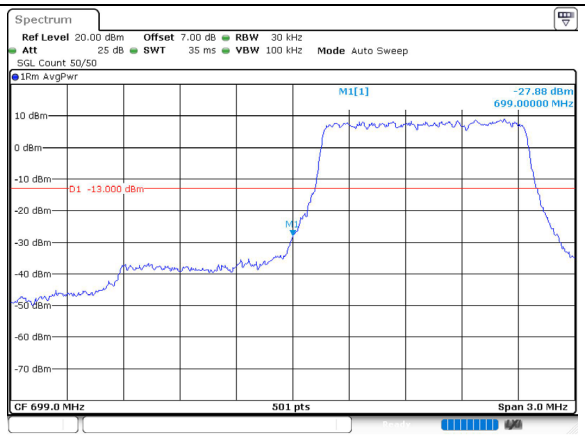	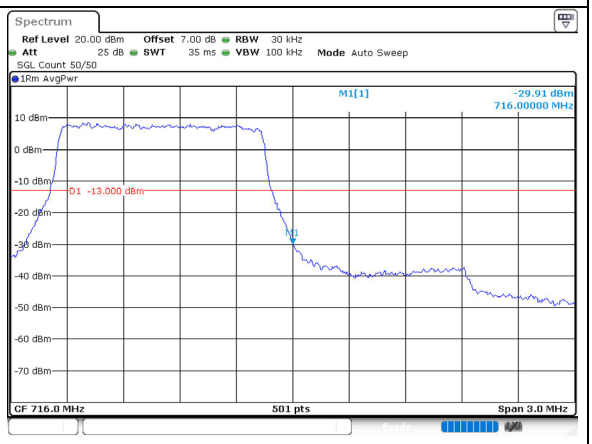
QPSK 3MHz	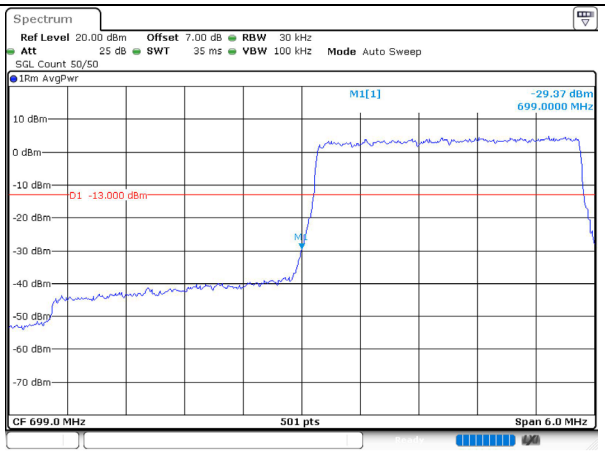	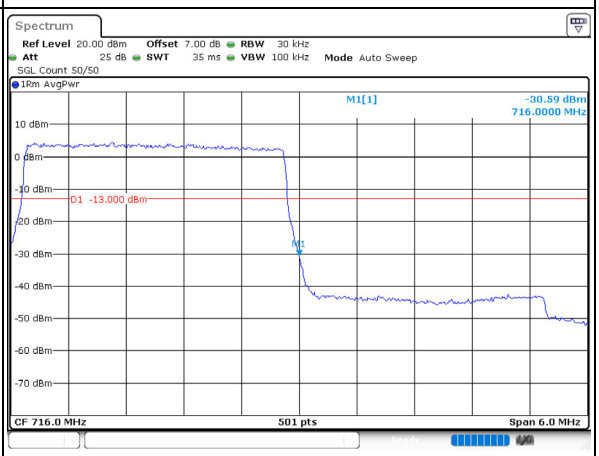
QPSK 5MHz	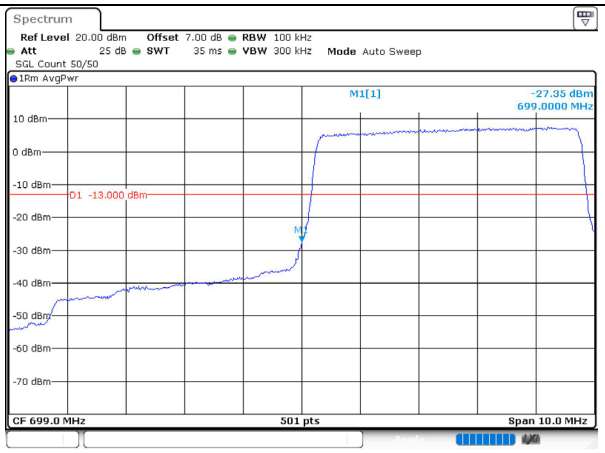	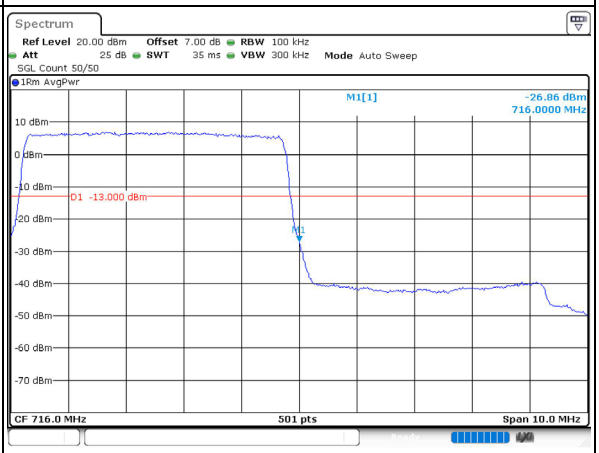

Out of band emission, Band Edge		
Mode	**Lowest**	**Highest**
QPSK 10MHz	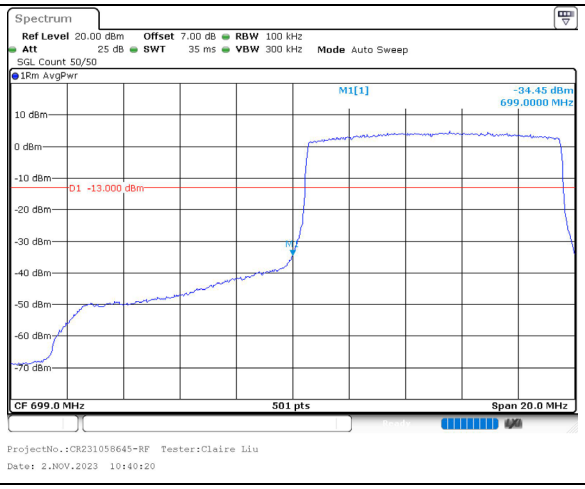	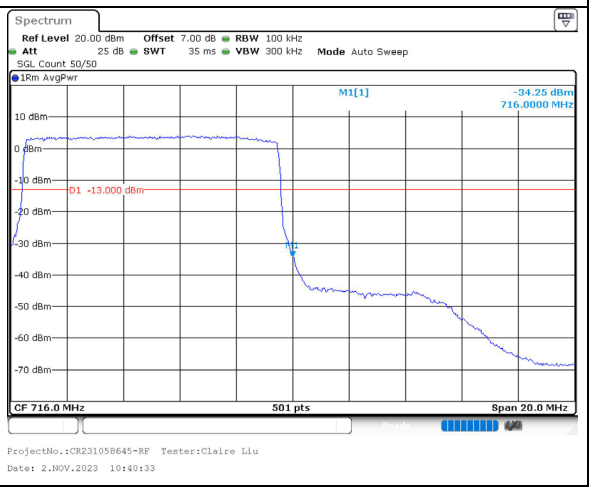

Out of band emission, Band Edge		
Mode	**Lowest**	**Highest**
16QAM 1.4MHz	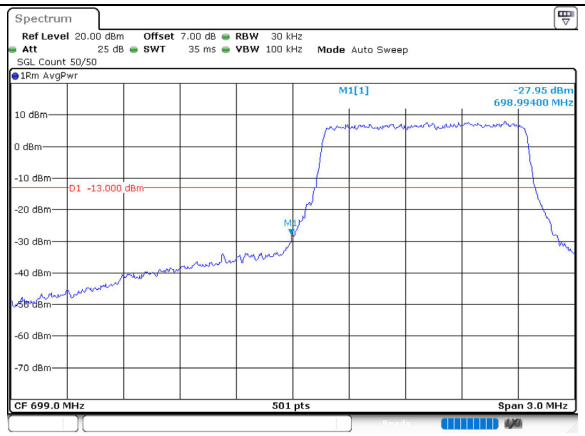	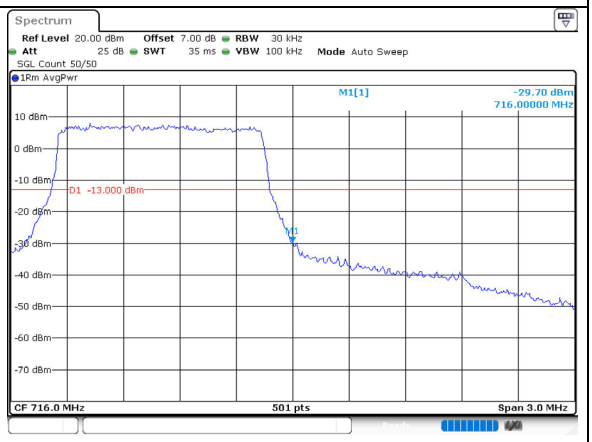
16QAM 3MHz	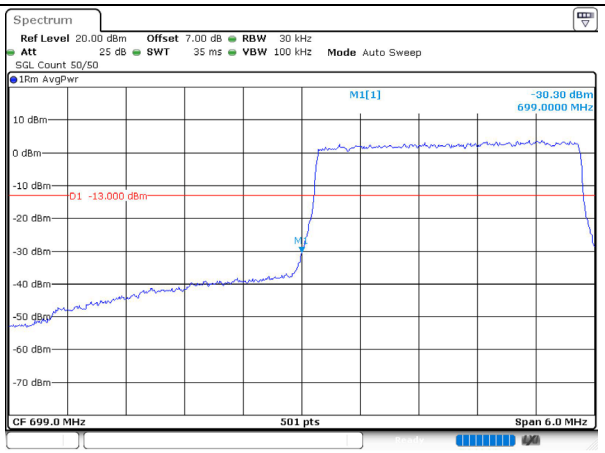	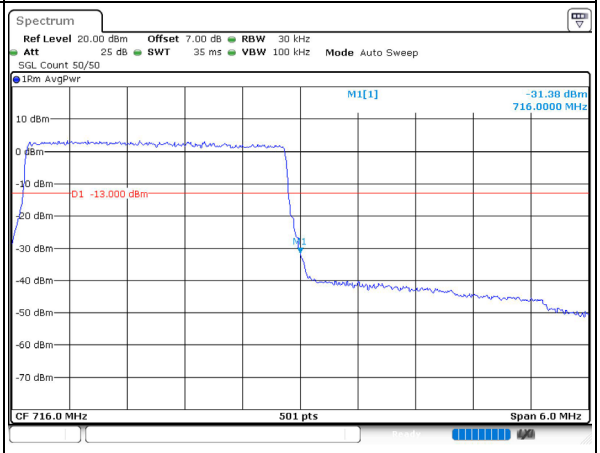
16QAM 5MHz	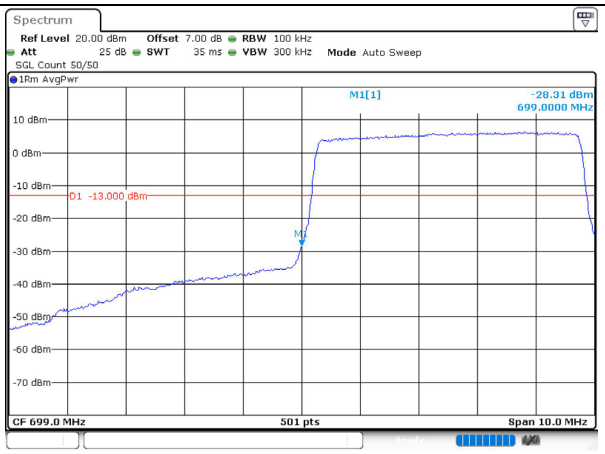	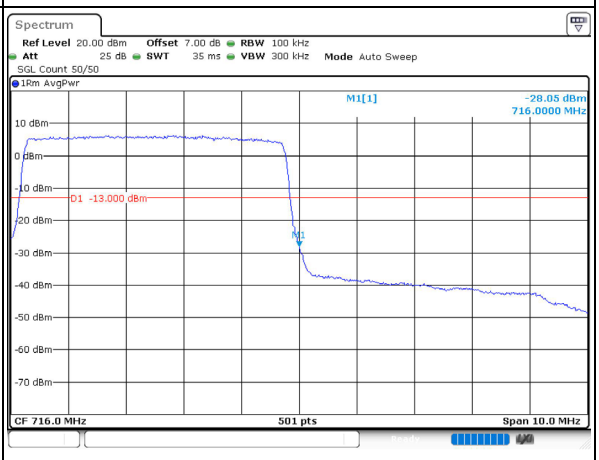

Out of band emission, Band Edge		
Mode	**Lowest**	**Highest**
16QAM 10MHz	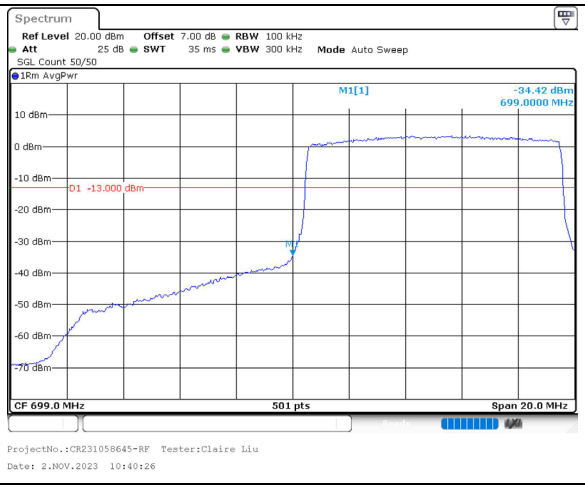	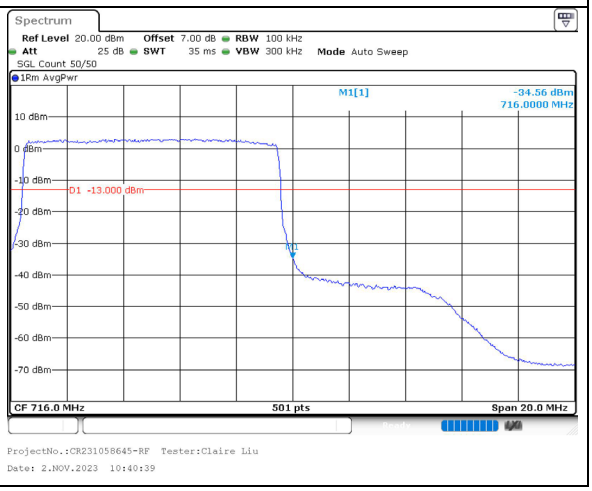

4.10 Antenna Port Test Data and Results for LTE Band 17

Serial Number:	2C04-3	Test Date:	2023/10/29-2023/11/2
Test Site:	RF	Test Mode:	Transmitting
Tester:	Claire Liu	Test Result:	**Pass**

Environmental Conditions:					
Temperature: (℃)	24.3-25.6	Relative Humidity: (%)	45-58	ATM Pressure: (kPa)	101-101.54

Test Equipment List and Details:

Manufacturer	Description	Model	Serial Number	Calibration Date	Calibration Due Date
R&S	Spectrum Analyzer	FSV40	101590	2022/11/23	2023/11/24
zhuoxiang	Coaxial Cable	SMA-178	211003	Each time	N/A
YINSAIGE	Coaxial Cable	SS402	SJ0100001	Each time	N/A
eastsheep	Coaxial Attenuator	2W-SMA-JK-18G	21060301	Each time	N/A
Unknown	Coaxial tee connector	Unknown	2204004	Each time	N/A
R&S	Wideband Radio Communication Tester	CMW500	143458	2023/3/31	2024/3/30
BACL	TEMP&HUMI Test Chamber	BTH-150-40	30174	2023/3/31	2024/3/30
UNI-T	Multimeter	UT39A+	C210582554	2023/9/28	2024/9/27
ZHAOXIN	DC Power Supply	RXN-6010D	21R6010D0912386	N/A	N/A

** Statement of Traceability: China Certification ICT Co., Ltd (Dongguan) attests that all calibrations have been performed, traceable to National Primary Standards and International System of Units (SI).*

Test Frequency For Each Mode:

Operation Bandwidth	Lowest Frequency (MHz)	Middle Frequency (MHz)	Highest Frequency (MHz)
5MHz	706.5	710	713.5
10MHz	709	710	711

Test Data:

RF Output Power

Test Bandwidth & Modulation	Resource Block & RB offset	Conducted Average Output Power(dBm)			Maximum ERP (dBm)	ERP Limit (dBm)
		Lowest Channel	Middle Channel	Highest Channel		
5MHz QPSK	RB1#0	22.1	22.06	22.28	20.99	34.77
	RB1#13	22.23	22.32	22.07		
	RB1#24	22.08	**22.47**	22.19		
	RB15#0	21.32	21.29	21.32		
	RB15#10	21.36	21.4	21.25		
	RB25#0	21.33	21.4	21.32		
5MHz 16QAM	RB1#0	21.56	20.95	20.92	20.16	34.77
	RB1#13	**21.64**	21.26	20.82		
	RB1#24	21.56	21.23	20.41		
	RB15#0	20.15	20.2	20.32		
	RB15#10	20.21	20.38	20.09		
	RB25#0	20.16	20.4	20.51		
10MHz QPSK	RB1#0	23.11	23.11	23.28	21.97	34.77
	RB1#25	23.1	23.38	23.38		
	RB1#49	23.21	**23.45**	23.19		
	RB25#0	22.34	22.27	22.47		
	RB25#25	22.39	22.41	22.43		
	RB50#0	22.39	22.29	22.27		
10MHz 16QAM	RB1#0	22.3	22.48	22.98	21.72	34.77
	RB1#25	21.89	22.83	**23.2**		
	RB1#49	22.38	22.5	22.76		
	RB25#0	21.42	21.26	21.37		
	RB25#25	21.47	21.39	21.31		
	RB50#0	21.36	21.23	21.32		

Note:
ERP= Conducted Power(dBm) - L_C(dB) + G_T(dBd)
G_T(dBd)=G_T(dBi)-2.15

Result:	**Pass**

Peak-to-average Ratio(PAR)

Test Bandwidth & Modulation	Resource Block & RB offset	Peak-to-average Ratio(dB)			Limit (dB)
		Lowest Channel	Middle Channel	Highest Channel	
10MHz QPSK	RB1#0	4.52	4.55	4.55	13
	RB50#0	4.93	4.9	4.87	13
10MHz 16QAM	RB1#0	5.42	5.45	5.42	13
	RB50#0	5.91	5.97	5.88	13
				Result:	**Pass**

Occupied Bandwidth						
Operation Mode	99% Occupied Bandwidth (MHz)			26 dB Occupied Bandwidth (MHz)		
	Low Channel	Middle channel	High Channel	Low Channel	Middle Channel	High Channel
5MHz QPSK	4.511	4.511	4.53	5	5	5.02
5MHz 16QAM	4.511	4.53	4.491	5.04	5.1	4.96
10MHz QPSK	8.942	8.942	8.982	9.72	9.72	9.72
10MHz 16QAM	8.942	8.942	8.942	9.76	9.72	9.68
Note: The test plots please refer to the Plots of Occupied Bandwidth						

Spurious Emissions at Antenna Terminal	
Result:	**Pass, Please refer to the test plots of Spurious Emissions at Antenna Terminal.**

Out of band emission, Band Edge	
Result:	**Pass, Please refer to the test plots of Out of band emission, Band Edge.**

Frequency Stability						
Test Mode:	10M QPSK	Test Channel: Lowest for Lower Edge,Highest for Upper Edge				
Test Item	Temperature (℃)	Voltage (V_{DC})	Lower Edge (MHz)		Upper Edge (MHz)	
			Result	Limit	Result	Limit
Frequency Stability vs. Temperature	-30	7.6	704.056	704.00	715.795	716.00
	-20	7.6	704.201	704.00	715.834	716.00
	-10	7.6	704.219	704.00	715.759	716.00
	0	7.6	704.176	704.00	715.845	716.00
	10	7.6	704.118	704.00	715.872	716.00
	20	7.6	704.120	704.00	715.800	716.00
	30	7.6	704.089	704.00	715.706	716.00
	40	7.6	704.193	704.00	715.782	716.00
	50	7.6	704.053	704.00	715.758	716.00
Frequency Stability vs. Voltage	20	6.8	704.162	704.00	715.789	716.00
	20	8.7	704.075	704.00	715.765	716.00
					Result:	**Pass**

Test Mode:	10M 16QAM	Test Channel: Lowest for Lower Edge,Highest for Upper Edge				
Test Item	Temperature (℃)	Voltage (V_{DC})	Lower Edge (MHz)		Upper Edge (MHz)	
			Result	Limit	Result	Limit
Frequency Stability vs. Temperature	-30	7.6	704.207	704.00	715.771	716.00
	-20	7.6	704.215	704.00	715.837	716.00
	-10	7.6	704.168	704.00	715.794	716.00
	0	7.6	704.209	704.00	715.769	716.00
	10	7.6	704.039	704.00	715.893	716.00
	20	7.6	704.120	704.00	715.840	716.00
	30	7.6	704.043	704.00	715.820	716.00
	40	7.6	704.142	704.00	715.762	716.00
	50	7.6	704.153	704.00	715.778	716.00
Frequency Stability vs. Voltage	20	6.8	704.034	704.00	715.925	716.00
	20	8.7	704.110	704.00	715.835	716.00
					Result:	**Pass**