Plot: 1#

DUT: PoC Radio; Type: T521; Serial: 2J4U-1

Communication System: UID 0, Generic GPRS-3 slots (0); Frequency: 836.6 MHz;Duty Cycle: 1:2.66
Medium parameters used: f = 836.6 MHz; σ = 0.897 S/m; ε_r = 42.641; ρ = 1000 kg/m^3
Phantom section: Flat Section

DASY5 Configuration:

- Probe: EX3DV4 - SN7382; ConvF(10.65, 10.65, 10.65) @ 836.6 MHz;
- Sensor-Surface: 1.4mm (Mechanical Surface Detection)
- Electronics: DAE4 Sn1325; Calibrated: 9/27/2023
- Phantom: SAM-Twin V8.0 P1aP2a; Type: QD 000 P41 AA ; Serial: 1962
- Measurement SW: DASY52, Version 52.10 (2);

Face Up/GSM 850 Mid/Area Scan (8x10x1): Measurement grid: dx=15mm, dy=15mm
Maximum value of SAR (measured) = 0.220 W/kg

Face Up/GSM 850 Mid/Zoom Scan (5x5x7)/Cube 0: Measurement grid: dx=8mm, dy=8mm, dz=5mm
Reference Value = 13.99 V/m; Power Drift = 0.03 dB
Peak SAR (extrapolated) = 0.260 W/kg
SAR(1 g) = 0.187 W/kg; SAR(10 g) = 0.136 W/kg
Maximum value of SAR (measured) = 0.233 W/kg

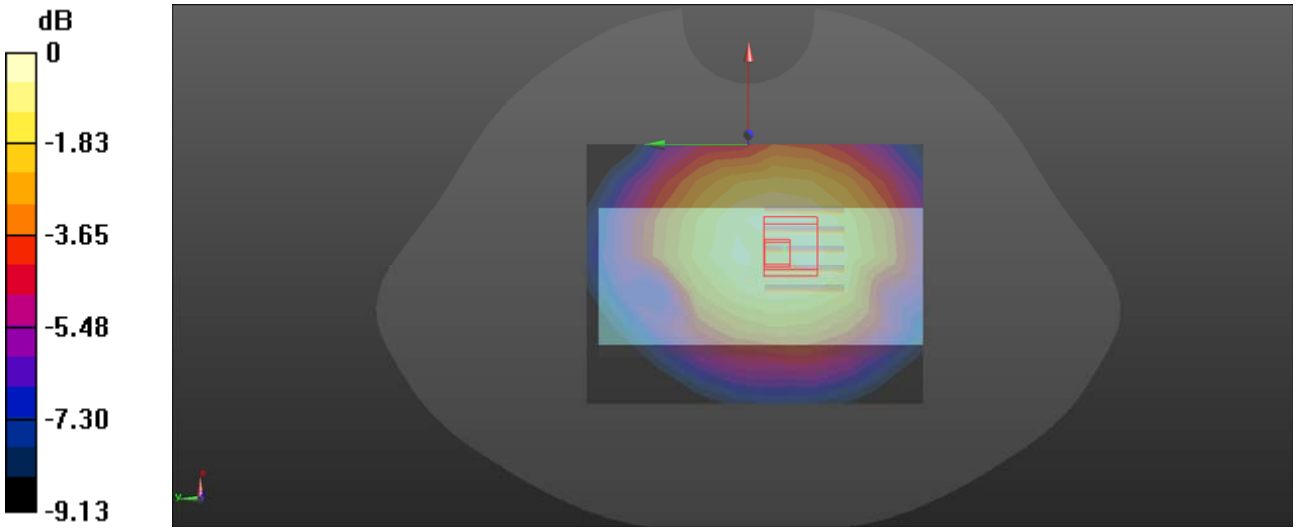

0 dB = 0.233 W/kg = -6.33 dBW/kg

Plot: 2#

DUT: PoC Radio; Type: T521; Serial: 2J4U-1

Communication System: UID 0, Generic GPRS-3 slots (0); Frequency: 836.6 MHz;Duty Cycle: 1:2.66
Medium parameters used: f = 836.6 MHz; σ = 0.897 S/m; ε_r = 42.641; ρ = 1000 kg/m^3
Phantom section: Flat Section

DASY5 Configuration:

- Probe: EX3DV4 - SN7382; ConvF(10.65, 10.65, 10.65) @ 836.6 MHz;
- Sensor-Surface: 1.4mm (Mechanical Surface Detection)
- Electronics: DAE4 Sn1325; Calibrated: 9/27/2023
- Phantom: SAM-Twin V8.0 P1aP2a; Type: QD 000 P41 AA ; Serial: 1962
- Measurement SW: DASY52, Version 52.10 (2);

Body Back/GSM 850 Mid/Area Scan (8x10x1): Measurement grid: dx=15mm, dy=15mm
Maximum value of SAR (measured) = 0.681 W/kg

Body Back/GSM 850 Mid/Zoom Scan (5x5x7)/Cube 0: Measurement grid: dx=8mm, dy=8mm, dz=5mm
Reference Value = 24.36 V/m; Power Drift = -0.01 dB
Peak SAR (extrapolated) = 0.766 W/kg
SAR(1 g) = 0.553 W/kg; SAR(10 g) = 0.389 W/kg
Maximum value of SAR (measured) = 0.686 W/kg

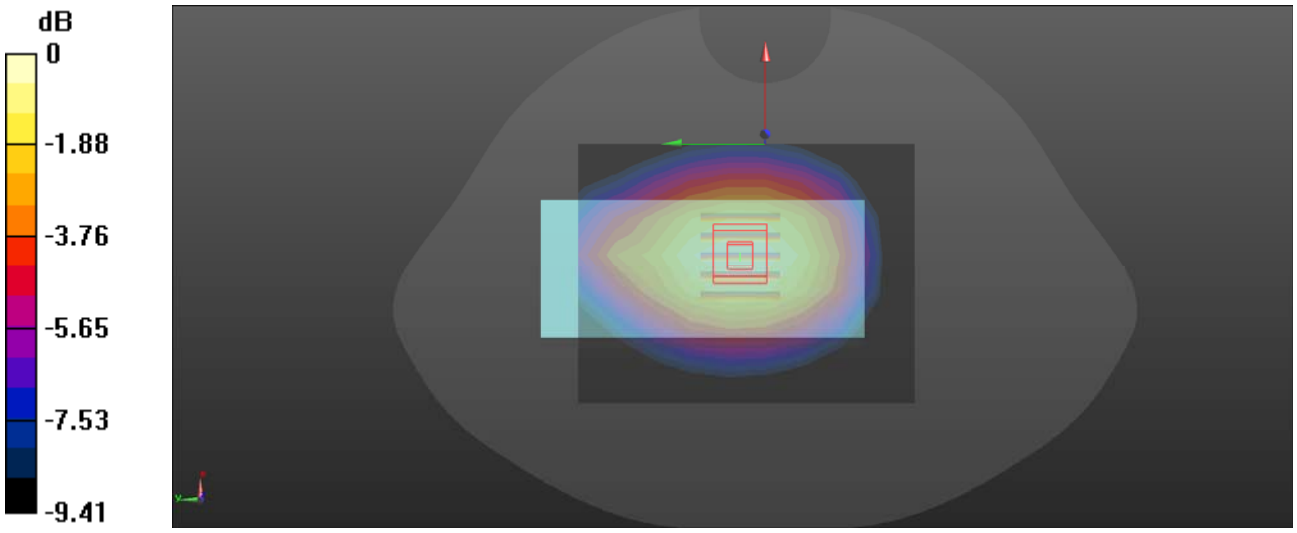

0 dB = 0.686 W/kg = -1.64 dBW/kg

Plot: 3#

DUT: PoC Radio; Type: T521; Serial: 2J4U-1

Communication System: UID 0, Generic GPRS-3 slots (0); Frequency: 1880 MHz;Duty Cycle: 1:2.66
Medium parameters used: f = 1880 MHz; σ = 1.384 S/m; ε_r = 39.467; ρ = 1000 kg/m^3
Phantom section: Flat Section

DASY5 Configuration:

- Probe: EX3DV4 - SN7382; ConvF(8.3, 8.3, 8.3) @ 1880 MHz;
- Sensor-Surface: 1.4mm (Mechanical Surface Detection)
- Electronics: DAE4 Sn1325; Calibrated: 9/27/2023
- Phantom: SAM-Twin V8.0 P1aP2a; Type: QD 000 P41 AA ; Serial: 1962
- Measurement SW: DASY52, Version 52.10 (2);

Face Up/GSM 1900 Mid/Area Scan (8x10x1): Measurement grid: dx=15mm, dy=15mm
Maximum value of SAR (measured) = 0.0880 W/kg

Face Up/GSM 1900 Mid/Zoom Scan (5x5x7)/Cube 0: Measurement grid: dx=8mm, dy=8mm, dz=5mm
Reference Value = 6.431 V/m; Power Drift = -0.07 dB
Peak SAR (extrapolated) = 0.103 W/kg
SAR(1 g) = 0.067 W/kg; SAR(10 g) = 0.044 W/kg
Maximum value of SAR (measured) = 0.0897 W/kg

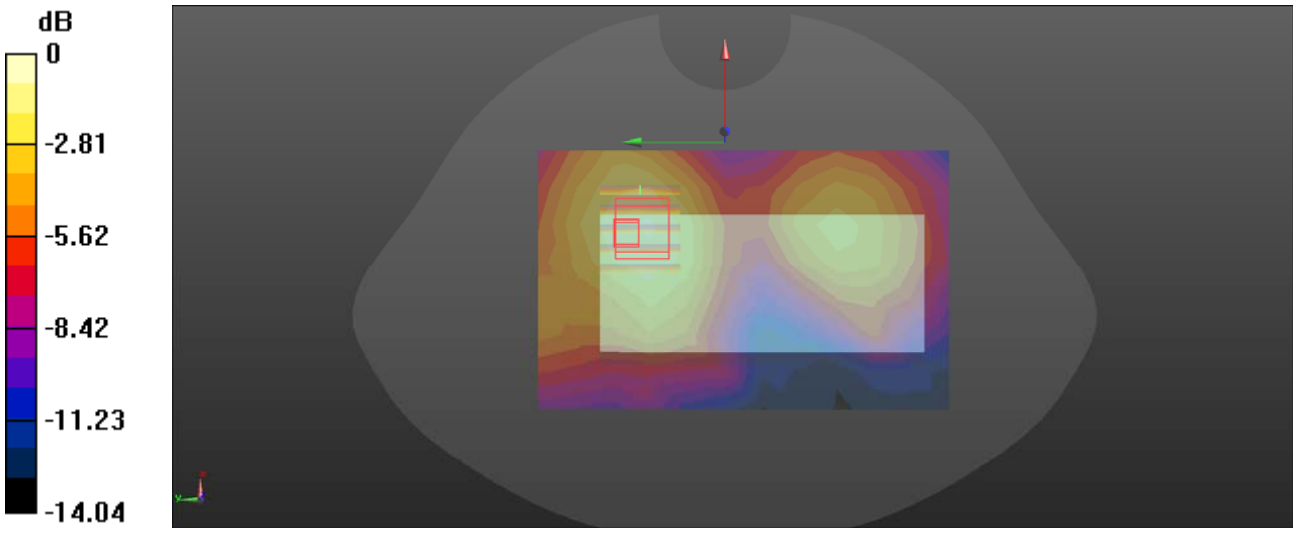

0 dB = 0.0897 W/kg = -10.47 dBW/kg

Plot: 4#

DUT: PoC Radio; Type: T521; Serial: 2J4U-1

Communication System: UID 0, Generic GPRS-3 slots (0); Frequency: 1880 MHz;Duty Cycle: 1:2.66
Medium parameters used: f = 1880 MHz; σ = 1.384 S/m; ε_r = 39.467; ρ = 1000 kg/m^3
Phantom section: Flat Section

DASY5 Configuration:

- Probe: EX3DV4 - SN7382; ConvF(8.3, 8.3, 8.3) @ 1880 MHz;
- Sensor-Surface: 1.4mm (Mechanical Surface Detection)
- Electronics: DAE4 Sn1325; Calibrated: 9/27/2023
- Phantom: SAM-Twin V8.0 P1aP2a; Type: QD 000 P41 AA ; Serial: 1962
- Measurement SW: DASY52, Version 52.10 (2);

Body Back/GSM 1900 Mid/Area Scan (8x10x1): Measurement grid: dx=15mm, dy=15mm
Maximum value of SAR (measured) = 0.188 W/kg

Body Back/GSM 1900 Mid/Zoom Scan (5x5x7)/Cube 0: Measurement grid: dx=8mm, dy=8mm, dz=5mm
Reference Value = 8.648 V/m; Power Drift = 0.02 dB
Peak SAR (extrapolated) = 0.215 W/kg
SAR(1 g) = 0.144 W/kg; SAR(10 g) = 0.091 W/kg
Maximum value of SAR (measured) = 0.192 W/kg

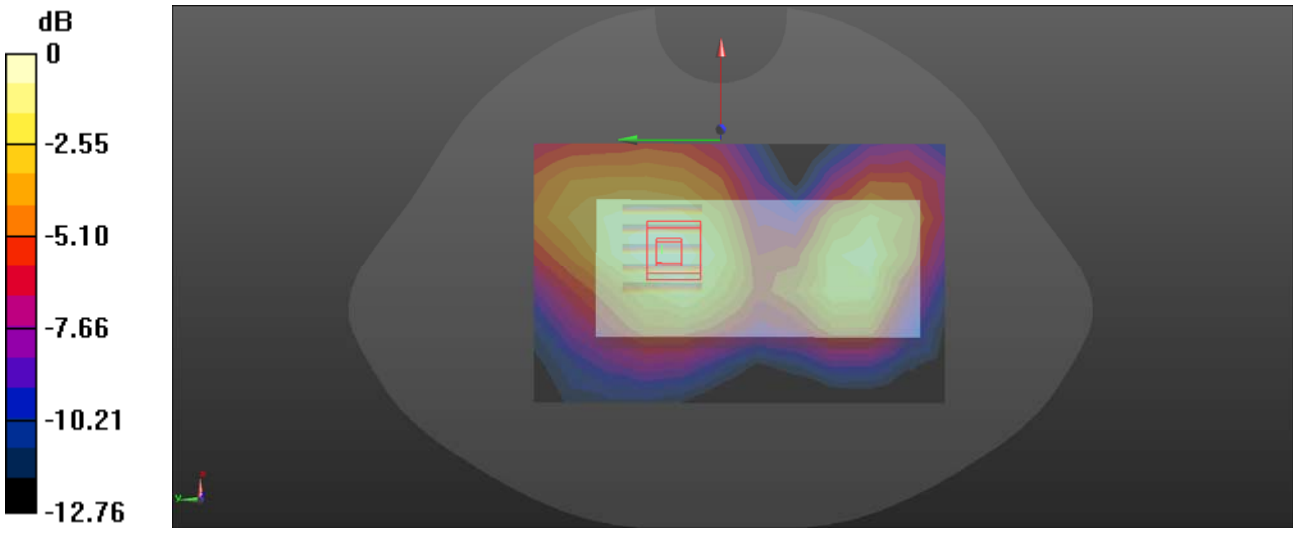

0 dB = 0.192 W/kg = -7.17 dBW/kg

Plot: 5#

DUT: PoC Radio; Type: T521; Serial: 2J4U-1

Communication System: UID 0, WCDMA (0); Frequency: 1880 MHz;Duty Cycle: 1:1
Medium parameters used: f = 1880 MHz; σ = 1.384 S/m; ε_r = 39.467; ρ = 1000 kg/m^3
Phantom section: Flat Section

DASY5 Configuration:

- Probe: EX3DV4 - SN7382; ConvF(8.3, 8.3, 8.3) @ 1880 MHz;
- Sensor-Surface: 1.4mm (Mechanical Surface Detection)
- Electronics: DAE4 Sn1325; Calibrated: 9/27/2023
- Phantom: SAM-Twin V8.0 P1aP2a; Type: QD 000 P41 AA ; Serial: 1962
- Measurement SW: DASY52, Version 52.10 (2);

Face Up/WCDMA Band 2 Mid/Area Scan (8x10x1): Measurement grid: dx=15mm, dy=15mm
Maximum value of SAR (measured) = 0.165 W/kg

Face Up/WCDMA Band 2 Mid/Zoom Scan (5x5x7)/Cube 0: Measurement grid: dx=8mm, dy=8mm, dz=5mm
Reference Value = 8.908 V/m; Power Drift = 0.06 dB
Peak SAR (extrapolated) = 0.190 W/kg
SAR(1 g) = 0.124 W/kg; SAR(10 g) = 0.080 W/kg
Maximum value of SAR (measured) = 0.166 W/kg

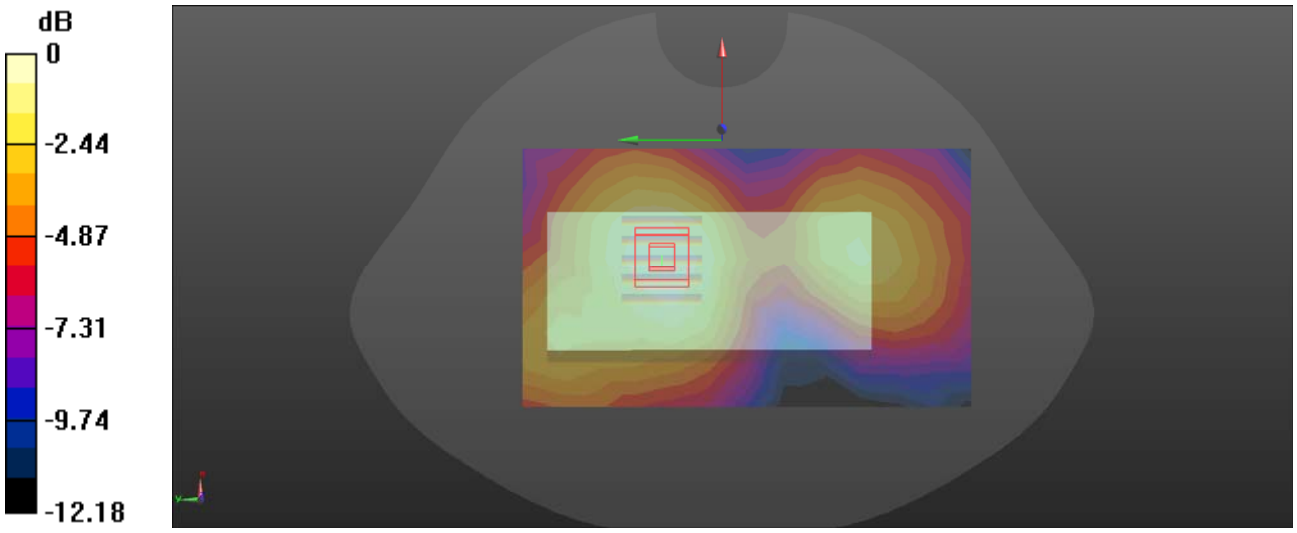

0 dB = 0.166 W/kg = -7.80 dBW/kg

Plot: 6#

DUT: PoC Radio; Type: T521; Serial: 2J4U-1

Communication System: UID 0, WCDMA (0); Frequency: 1880 MHz;Duty Cycle: 1:1
Medium parameters used: f = 1880 MHz; σ = 1.384 S/m; ε_r = 39.467; ρ = 1000 kg/m^3
Phantom section: Flat Section

DASY5 Configuration:

- Probe: EX3DV4 - SN7382; ConvF(8.3, 8.3, 8.3) @ 1880 MHz;
- Sensor-Surface: 1.4mm (Mechanical Surface Detection)
- Electronics: DAE4 Sn1325; Calibrated: 9/27/2023
- Phantom: SAM-Twin V8.0 P1aP2a; Type: QD 000 P41 AA ; Serial: 1962
- Measurement SW: DASY52, Version 52.10 (2);

Body Back/WCDMA Band 2 Mid/Area Scan (8x10x1): Measurement grid: dx=15mm, dy=15mm
Maximum value of SAR (measured) = 0.318 W/kg

Body Back/WCDMA Band 2 Mid/Zoom Scan (5x5x7)/Cube 0: Measurement grid: dx=8mm, dy=8mm, dz=5mm
Reference Value = 13.12 V/m; Power Drift = -0.05 dB
Peak SAR (extrapolated) = 0.370 W/kg
SAR(1 g) = 0.244 W/kg; SAR(10 g) = 0.153 W/kg
Maximum value of SAR (measured) = 0.324 W/kg

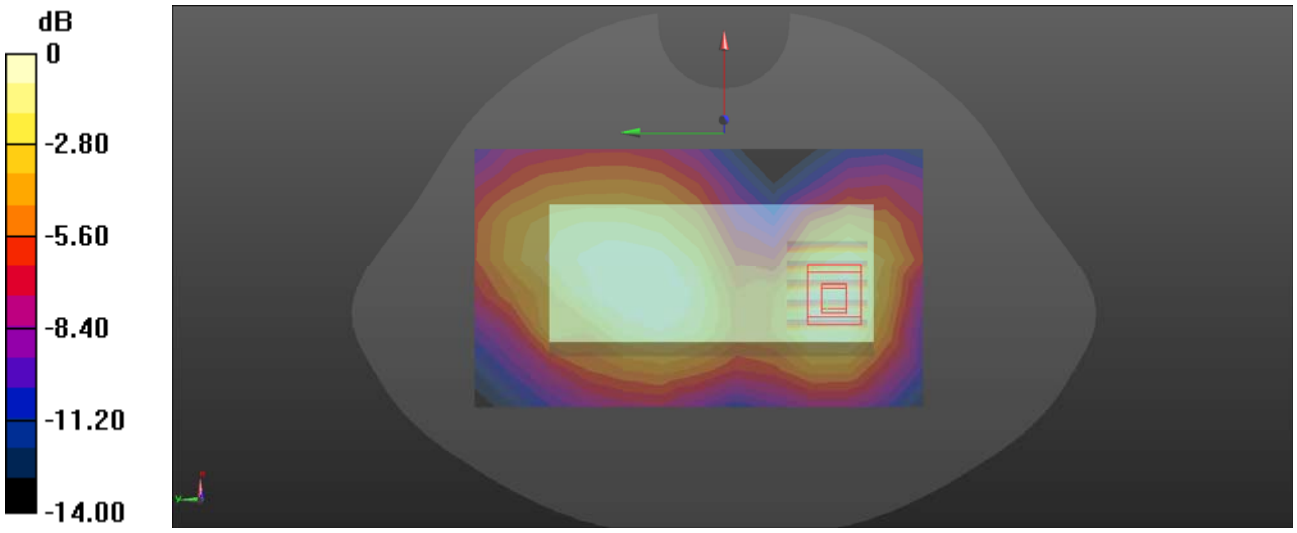

0 dB = 0.324 W/kg = -4.89 dBW/kg

Plot: 7#

DUT: PoC Radio; Type: T521; Serial: 2J4U-1

Communication System: UID 0, WCDMA (0); Frequency: 1732.6 MHz;Duty Cycle: 1:1
Medium parameters used: f = 1732.6 MHz; σ = 1.342 S/m; ε_r = 40.097; ρ = 1000 kg/m^3
Phantom section: Flat Section

DASY5 Configuration:

- Probe: EX3DV4 - SN7382; ConvF(8.6, 8.6, 8.6) @ 1732.6 MHz;
- Sensor-Surface: 1.4mm (Mechanical Surface Detection)
- Electronics: DAE4 Sn1325; Calibrated: 9/27/2023
- Phantom: SAM-Twin V8.0 P1aP2a; Type: QD 000 P41 AA ; Serial: 1962
- Measurement SW: DASY52, Version 52.10 (2);

Face Up/WCDMA Band 4 Mid/Area Scan (8x10x1): Measurement grid: dx=15mm, dy=15mm
Maximum value of SAR (measured) = 0.170 W/kg

Face Up/WCDMA Band 4 Mid/Zoom Scan (5x5x7)/Cube 0: Measurement grid: dx=8mm, dy=8mm, dz=5mm
Reference Value = 9.530 V/m; Power Drift = 0.01 dB
Peak SAR (extrapolated) = 0.203 W/kg
SAR(1 g) = 0.135 W/kg; SAR(10 g) = 0.090 W/kg
Maximum value of SAR (measured) = 0.178 W/kg

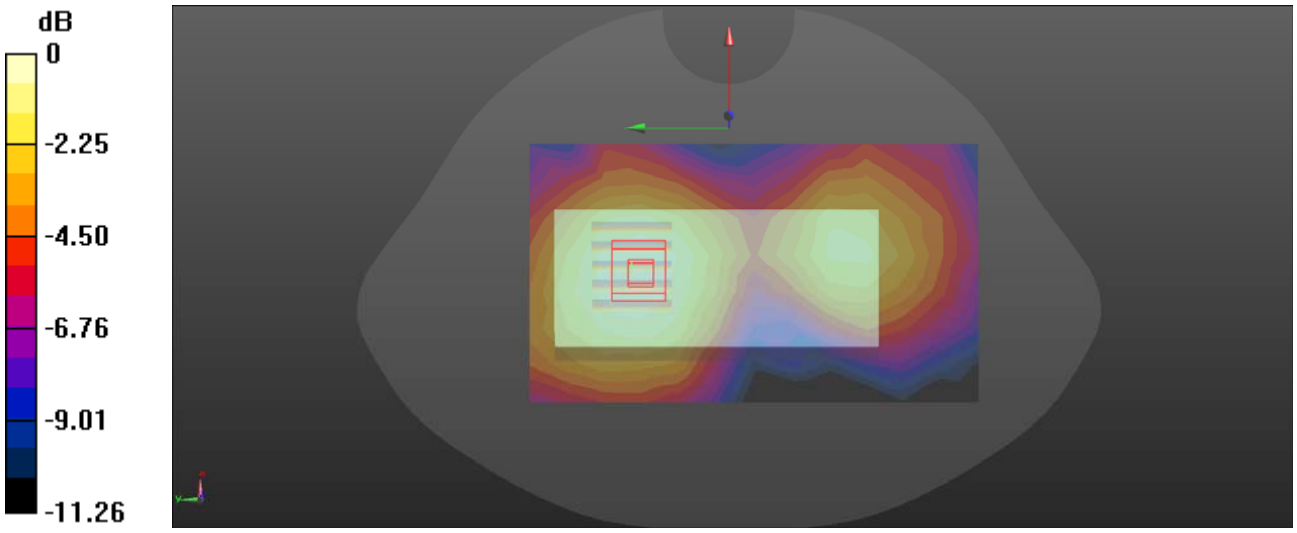

0 dB = 0.178 W/kg = -7.50 dBW/kg

Plot: 8#

DUT: PoC Radio; Type: T521; Serial: 2J4U-1

Communication System: UID 0, WCDMA (0); Frequency: 1732.6 MHz;Duty Cycle: 1:1
Medium parameters used: f = 1732.6 MHz; σ = 1.342 S/m; ε_r = 40.097; ρ = 1000 kg/m^3
Phantom section: Flat Section

DASY5 Configuration:

- Probe: EX3DV4 - SN7382; ConvF(8.6, 8.6, 8.6) @ 1732.6 MHz;
- Sensor-Surface: 1.4mm (Mechanical Surface Detection)
- Electronics: DAE4 Sn1325; Calibrated: 9/27/2023
- Phantom: SAM-Twin V8.0 P1aP2a; Type: QD 000 P41 AA ; Serial: 1962
- Measurement SW: DASY52, Version 52.10 (2);

Body Back/WCDMA Band 4 Mid/Area Scan (8x10x1): Measurement grid: dx=15mm, dy=15mm
Maximum value of SAR (measured) = 0.369 W/kg

Body Back/WCDMA Band 4 Mid/Zoom Scan (5x5x7)/Cube 0: Measurement grid: dx=8mm, dy=8mm, dz=5mm
Reference Value = 13.83 V/m; Power Drift = -0.01 dB
Peak SAR (extrapolated) = 0.430 W/kg
SAR(1 g) = 0.283 W/kg; SAR(10 g) = 0.181 W/kg
Maximum value of SAR (measured) = 0.379 W/kg

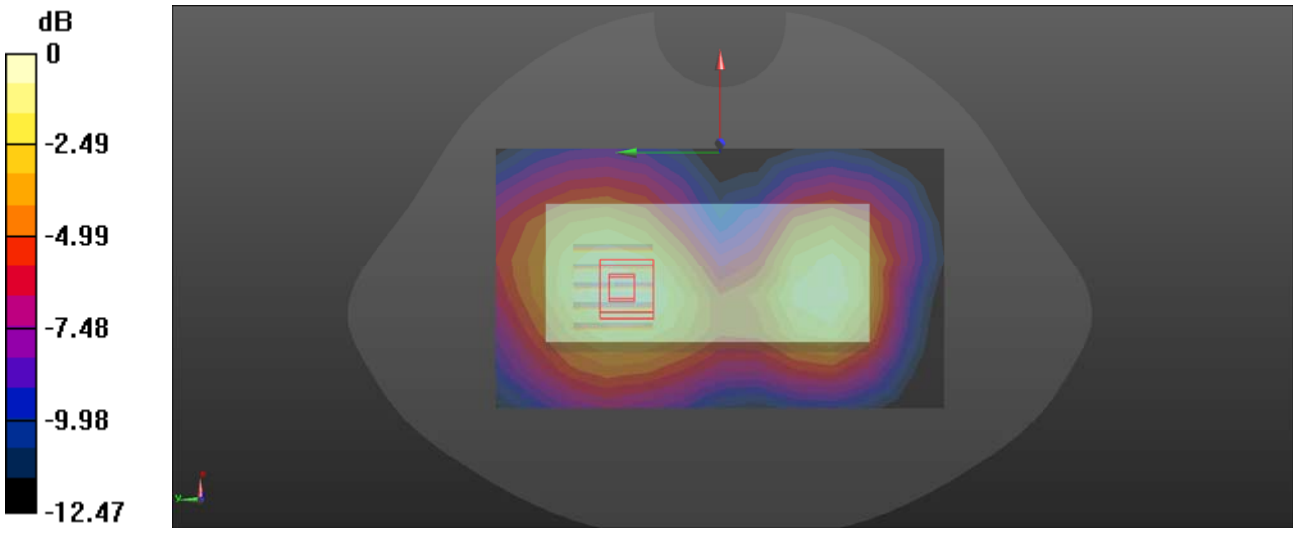

0 dB = 0.379 W/kg = -4.21 dBW/kg

Plot: 9#

DUT: PoC Radio; Type: T521; Serial: 2J4U-1

Communication System: UID 0, WCDMA (0); Frequency: 836.6 MHz;Duty Cycle: 1:1
Medium parameters used: f = 836.6 MHz; σ = 0.897 S/m; ε_r = 42.641; ρ = 1000 kg/m^3
Phantom section: Flat Section

DASY5 Configuration:

- Probe: EX3DV4 - SN7382; ConvF(10.65, 10.65, 10.65) @ 836.6 MHz;
- Sensor-Surface: 1.4mm (Mechanical Surface Detection)
- Electronics: DAE4 Sn1325; Calibrated: 9/27/2023
- Phantom: SAM-Twin V8.0 P1aP2a; Type: QD 000 P41 AA ; Serial: 1962
- Measurement SW: DASY52, Version 52.10 (2);

Face Up/WCDMA Band 5 Mid/Area Scan (8x10x1): Measurement grid: dx=15mm, dy=15mm
Maximum value of SAR (measured) = 0.298 W/kg

Face Up/WCDMA Band 5 Mid/Zoom Scan (5x5x7)/Cube 0: Measurement grid: dx=8mm, dy=8mm, dz=5mm
Reference Value = 15.62 V/m; Power Drift = -0.04 dB
Peak SAR (extrapolated) = 0.338 W/kg
SAR(1 g) = 0.247 W/kg; SAR(10 g) = 0.181 W/kg
Maximum value of SAR (measured) = 0.304 W/kg

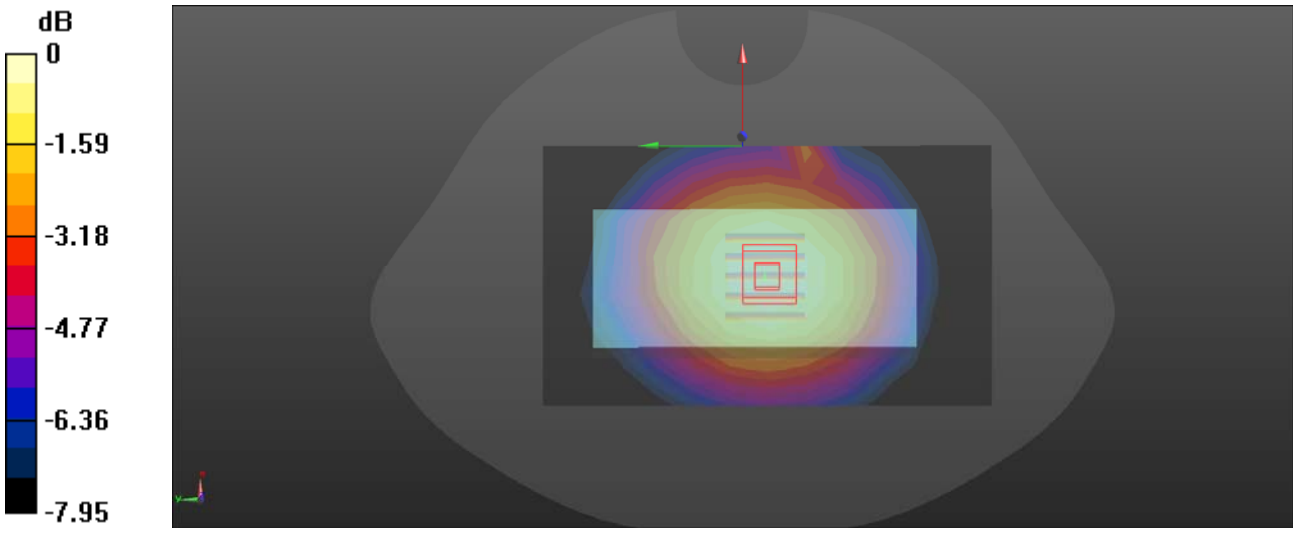

0 dB = 0.304 W/kg = -5.17 dBW/kg

Plot: 10#

DUT: PoC Radio; Type: T521; Serial: 2J4U-1

Communication System: UID 0, WCDMA (0); Frequency: 836.6 MHz;Duty Cycle: 1:1
Medium parameters used: f = 836.6 MHz; σ = 0.897 S/m; ε_r = 42.641; ρ = 1000 kg/m^3
Phantom section: Flat Section

DASY5 Configuration:

- Probe: EX3DV4 - SN7382; ConvF(10.65, 10.65, 10.65) @ 836.6 MHz;
- Sensor-Surface: 1.4mm (Mechanical Surface Detection)
- Electronics: DAE4 Sn1325; Calibrated: 9/27/2023
- Phantom: SAM-Twin V8.0 P1aP2a; Type: QD 000 P41 AA ; Serial: 1962
- Measurement SW: DASY52, Version 52.10 (2);

Body Back/WCDMA Band 5 Mid/Area Scan (8x10x1): Measurement grid: dx=15mm, dy=15mm
Maximum value of SAR (measured) = 0.773 W/kg

Body Back/WCDMA Band 5 Mid/Zoom Scan (5x5x7)/Cube 0: Measurement grid: dx=8mm, dy=8mm, dz=5mm
Reference Value = 21.20 V/m; Power Drift = -0.06 dB
Peak SAR (extrapolated) = 0.861 W/kg
SAR(1 g) = 0.635 W/kg; SAR(10 g) = 0.453 W/kg
Maximum value of SAR (measured) = 0.781 W/kg

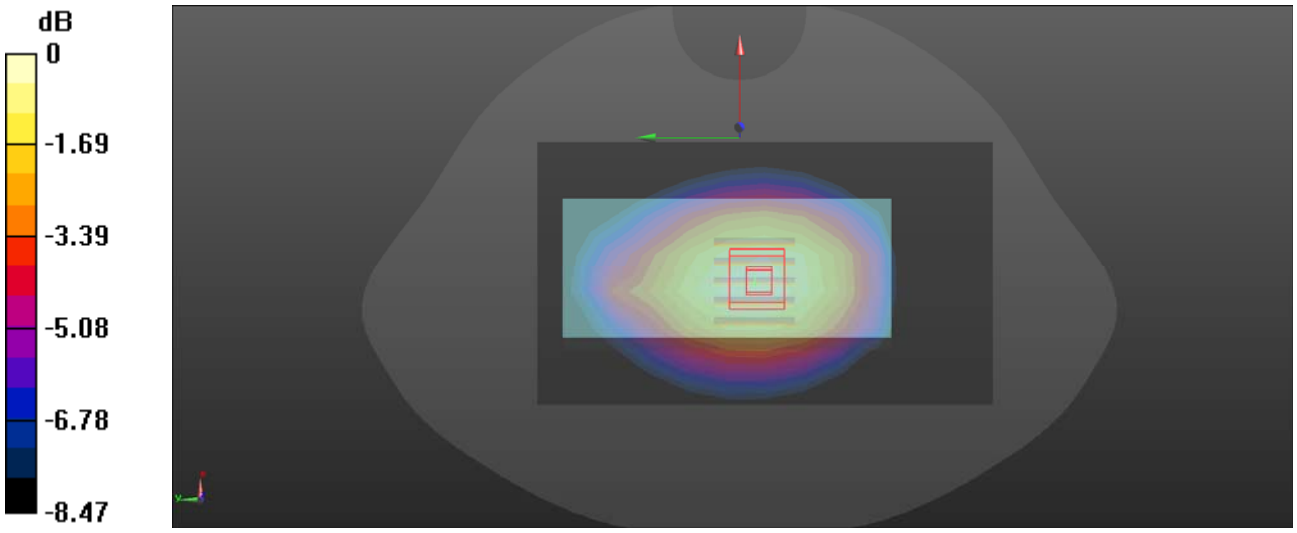

0 dB = 0.781 W/kg = -1.07 dBW/kg

Plot: 11#

DUT: PoC Radio; Type: T521; Serial: 2J4U-1

Communication System: UID 0, Generic FDD-LTE (0); Frequency: 1880 MHz;Duty Cycle: 1:1
Medium parameters used: f = 1880 MHz; σ = 1.384 S/m; ε_r = 39.467; ρ = 1000 kg/m^3
Phantom section: Flat Section

DASY5 Configuration:

- Probe: EX3DV4 - SN7382; ConvF(8.3, 8.3, 8.3) @ 1880 MHz;
- Sensor-Surface: 1.4mm (Mechanical Surface Detection)
- Electronics: DAE4 Sn1325; Calibrated: 9/27/2023
- Phantom: SAM-Twin V8.0 P1aP2a; Type: QD 000 P41 AA ; Serial: 1962
- Measurement SW: DASY52, Version 52.10 (2);

Face Up/LTE Band 2 1RB Mid/Area Scan (8x14x1): Measurement grid: dx=15mm, dy=15mm
Maximum value of SAR (measured) = 0.212 W/kg

Face Up/LTE Band 2 1RB Mid/Zoom Scan (5x5x7)/Cube 0: Measurement grid: dx=8mm, dy=8mm, dz=5mm
Reference Value = 7.688 V/m; Power Drift = -0.12 dB
Peak SAR (extrapolated) = 0.242 W/kg
SAR(1 g) = 0.164 W/kg; SAR(10 g) = 0.109 W/kg
Maximum value of SAR (measured) = 0.214 W/kg

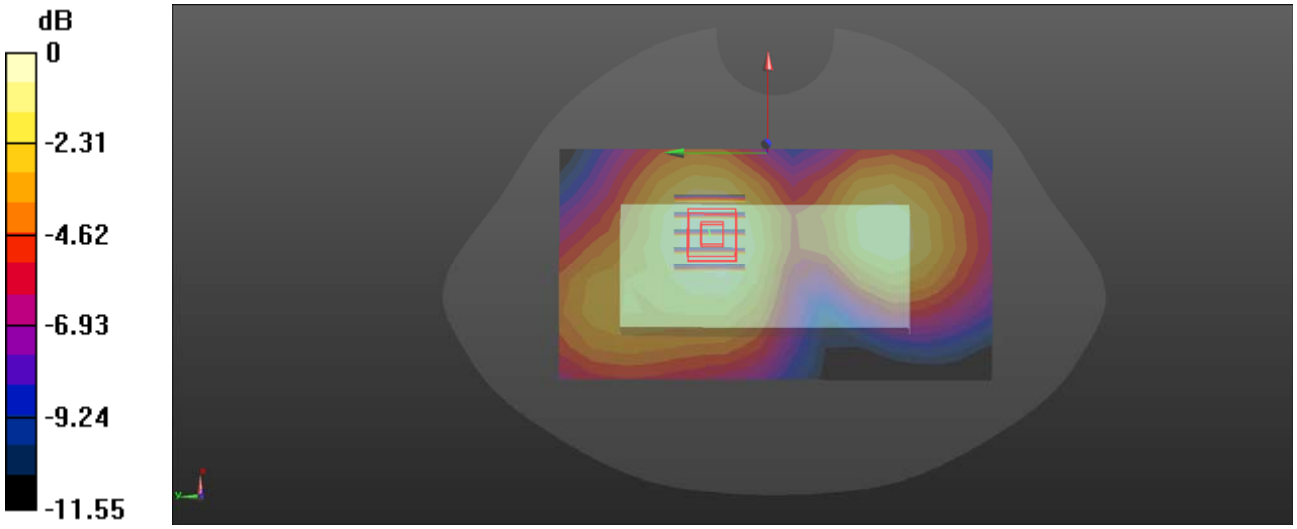

0 dB = 0.214 W/kg = -6.70 dBW/kg

Plot: 12#

DUT: PoC Radio; Type: T521; Serial: 2J4U-1

Communication System: UID 0, Generic FDD-LTE (0); Frequency: 1880 MHz;Duty Cycle: 1:1
Medium parameters used: f = 1880 MHz; σ = 1.384 S/m; ε_r = 39.467; ρ = 1000 kg/m^3
Phantom section: Flat Section

DASY5 Configuration:

- Probe: EX3DV4 - SN7382; ConvF(8.3, 8.3, 8.3) @ 1880 MHz;
- Sensor-Surface: 1.4mm (Mechanical Surface Detection)
- Electronics: DAE4 Sn1325; Calibrated: 9/27/2023
- Phantom: SAM-Twin V8.0 P1aP2a; Type: QD 000 P41 AA ; Serial: 1962
- Measurement SW: DASY52, Version 52.10 (2);

Face Up/LTE Band 2 50%RB Mid/Area Scan (8x10x1): Measurement grid: dx=15mm, dy=15mm
Maximum value of SAR (measured) = 0.133 W/kg

Face Up/LTE Band 2 50%RB Mid/Zoom Scan (5x5x7)/Cube 0: Measurement grid: dx=8mm, dy=8mm, dz=5mm
Reference Value = 5.500 V/m; Power Drift = 0.17 dB
Peak SAR (extrapolated) = 0.163 W/kg
SAR(1 g) = 0.104 W/kg; SAR(10 g) = 0.067 W/kg
Maximum value of SAR (measured) = 0.142 W/kg

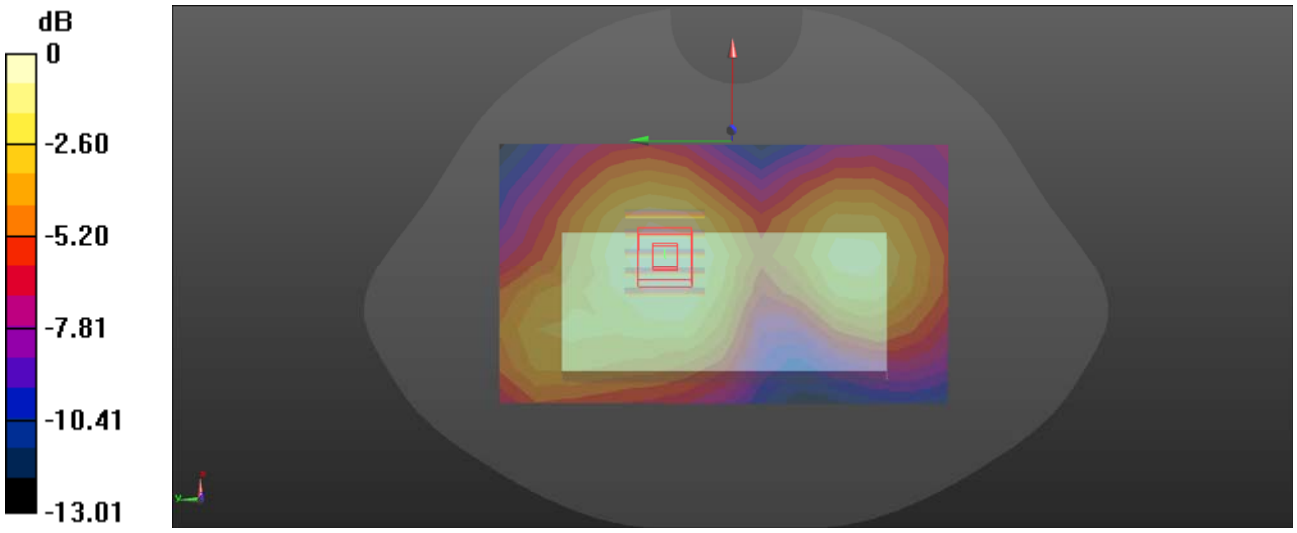

0 dB = 0.142 W/kg = -8.48 dBW/kg

Plot: 13#

DUT: PoC Radio; Type: T521; Serial: 2J4U-1

Communication System: UID 0, Generic FDD-LTE (0); Frequency: 1880 MHz;Duty Cycle: 1:1
Medium parameters used: f = 1880 MHz; σ = 1.384 S/m; ε_r = 39.467; ρ = 1000 kg/m^3
Phantom section: Flat Section

DASY5 Configuration:

- Probe: EX3DV4 - SN7382; ConvF(8.3, 8.3, 8.3) @ 1880 MHz;
- Sensor-Surface: 1.4mm (Mechanical Surface Detection)
- Electronics: DAE4 Sn1325; Calibrated: 9/27/2023
- Phantom: SAM-Twin V8.0 P1aP2a; Type: QD 000 P41 AA ; Serial: 1962
- Measurement SW: DASY52, Version 52.10 (2);

Body Back/LTE Band 2 1RB Mid/Area Scan (8x10x1): Measurement grid: dx=15mm, dy=15mm
Maximum value of SAR (measured) = 0.352 W/kg

Body Back/LTE Band 2 1RB Mid/Zoom Scan (5x5x7)/Cube 0: Measurement grid: dx=8mm, dy=8mm, dz=5mm
Reference Value = 14.49 V/m; Power Drift = -0.01 dB
Peak SAR (extrapolated) = 0.422 W/kg
SAR(1 g) = 0.282 W/kg; SAR(10 g) = 0.179 W/kg
Maximum value of SAR (measured) = 0.372 W/kg

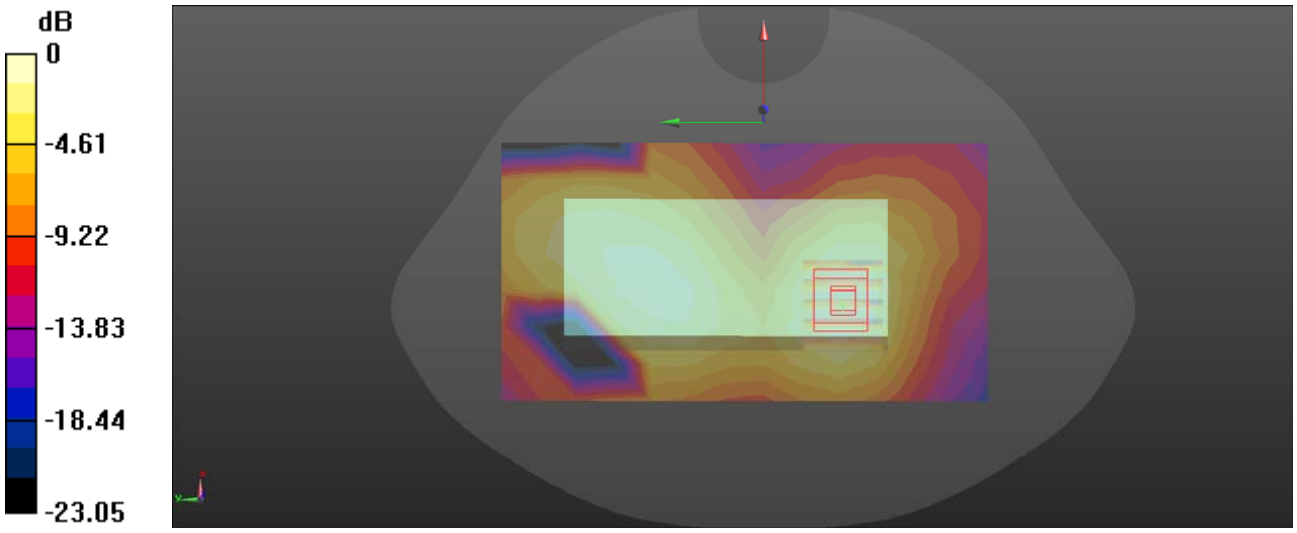

0 dB = 0.372 W/kg = -4.29 dBW/kg

Plot: 14#

DUT: PoC Radio; Type: T521; Serial: 2J4U-1

Communication System: UID 0, Generic FDD-LTE (0); Frequency: 1880 MHz;Duty Cycle: 1:1
Medium parameters used: f = 1880 MHz; σ = 1.384 S/m; ε_r = 39.467; ρ = 1000 kg/m^3
Phantom section: Flat Section

DASY5 Configuration:

- Probe: EX3DV4 - SN7382; ConvF(8.3, 8.3, 8.3) @ 1880 MHz;
- Sensor-Surface: 1.4mm (Mechanical Surface Detection)
- Electronics: DAE4 Sn1325; Calibrated: 9/27/2023
- Phantom: SAM-Twin V8.0 P1aP2a; Type: QD 000 P41 AA ; Serial: 1962
- Measurement SW: DASY52, Version 52.10 (2);

Body Back/LTE Band 2 50%RB Mid/Area Scan (8x10x1): Measurement grid: dx=15mm, dy=15mm
Maximum value of SAR (measured) = 0.265 W/kg

Body Back/LTE Band 2 50%RB Mid/Zoom Scan (5x5x7)/Cube 0: Measurement grid: dx=8mm, dy=8mm, dz=5mm
Reference Value = 11.35 V/m; Power Drift = 0.05 dB
Peak SAR (extrapolated) = 0.329 W/kg
SAR(1 g) = 0.213 W/kg; SAR(10 g) = 0.132 W/kg
Maximum value of SAR (measured) = 0.290 W/kg

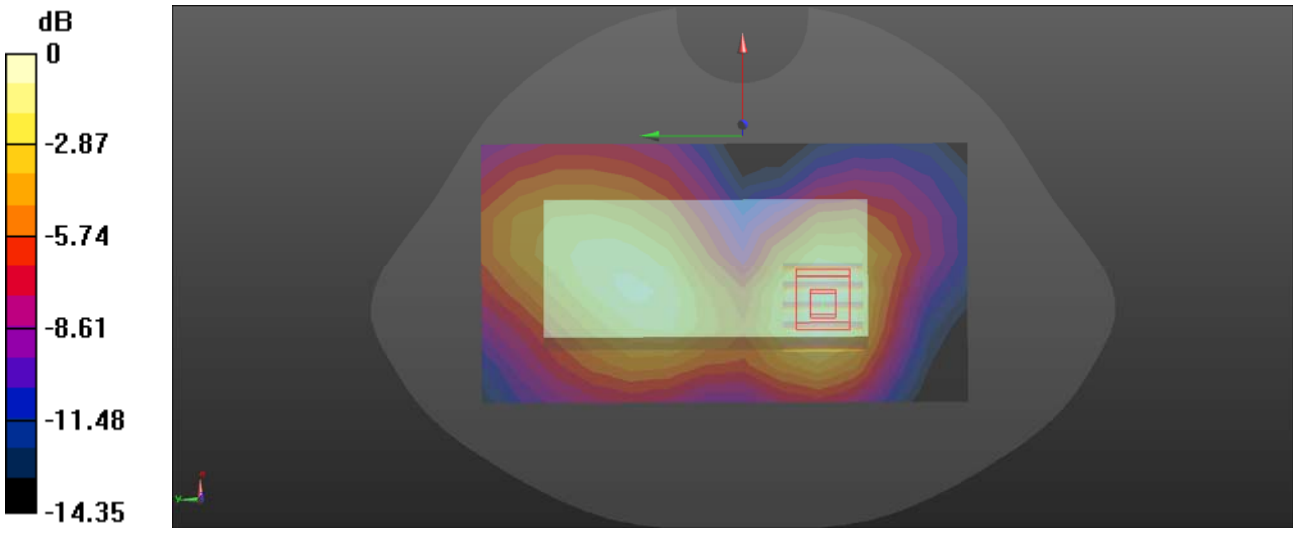

0 dB = 0.290 W/kg = -5.38 dBW/kg

Plot: 15#

DUT: PoC Radio; Type: T521; Serial: 2J4U-1

Communication System: UID 0, Generic FDD-LTE (0); Frequency: 836.5 MHz;Duty Cycle: 1:1
Medium parameters used: f = 836.5 MHz; σ = 0.897 S/m; ε_r = 42.641; ρ = 1000 kg/m^3
Phantom section: Flat Section

DASY5 Configuration:

- Probe: EX3DV4 - SN7382; ConvF(10.65, 10.65, 10.65) @ 836.5 MHz;
- Sensor-Surface: 1.4mm (Mechanical Surface Detection)
- Electronics: DAE4 Sn1325; Calibrated: 9/27/2023
- Phantom: SAM-Twin V8.0 P1aP2a; Type: QD 000 P41 AA ; Serial: 1962
- Measurement SW: DASY52, Version 52.10 (2);

Face Up/LTE Band 5 1RB Mid/Area Scan (8x10x1): Measurement grid: dx=15mm, dy=15mm
Maximum value of SAR (measured) = 0.328 W/kg

Face Up/LTE Band 5 1RB Mid/Zoom Scan (5x5x7)/Cube 0: Measurement grid: dx=8mm, dy=8mm, dz=5mm
Reference Value = 15.08 V/m; Power Drift = -0.05 dB
Peak SAR (extrapolated) = 0.792 W/kg
SAR(1 g) = 0.339 W/kg; SAR(10 g) = 0.122 W/kg
Maximum value of SAR (measured) = 0.422 W/kg

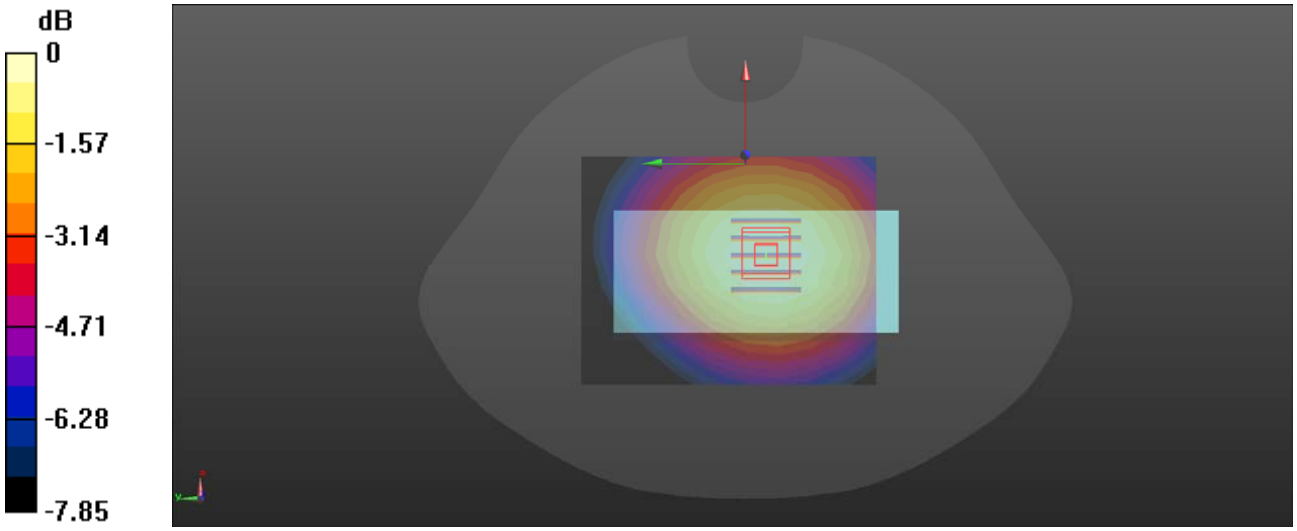

0 dB = 0.422 W/kg = -4.92 dBW/kg

Plot: 16#

DUT: PoC Radio; Type: T521; Serial: 2J4U-1

Communication System: UID 0, Generic FDD-LTE (0); Frequency: 836.5 MHz;Duty Cycle: 1:1
Medium parameters used: f = 836.5 MHz; σ = 0.897 S/m; ε_r = 42.641; ρ = 1000 kg/m^3
Phantom section: Flat Section

DASY5 Configuration:

- Probe: EX3DV4 - SN7382; ConvF(10.65, 10.65, 10.65) @ 836.5 MHz;
- Sensor-Surface: 1.4mm (Mechanical Surface Detection)
- Electronics: DAE4 Sn1325; Calibrated: 9/27/2023
- Phantom: SAM-Twin V8.0 P1aP2a; Type: QD 000 P41 AA ; Serial: 1962
- Measurement SW: DASY52, Version 52.10 (2);

Face Up/LTE Band 5 50%RB Mid/Area Scan (8x10x1): Measurement grid: dx=15mm, dy=15mm
Maximum value of SAR (measured) = 0.208 W/kg

Face Up/LTE Band 5 50%RB Mid/Zoom Scan (5x5x7)/Cube 0: Measurement grid: dx=8mm, dy=8mm, dz=5mm
Reference Value = 12.95 V/m; Power Drift = -0.02 dB
Peak SAR (extrapolated) = 0.237 W/kg
SAR(1 g) = 0.174 W/kg; SAR(10 g) = 0.127 W/kg
Maximum value of SAR (measured) = 0.214 W/kg

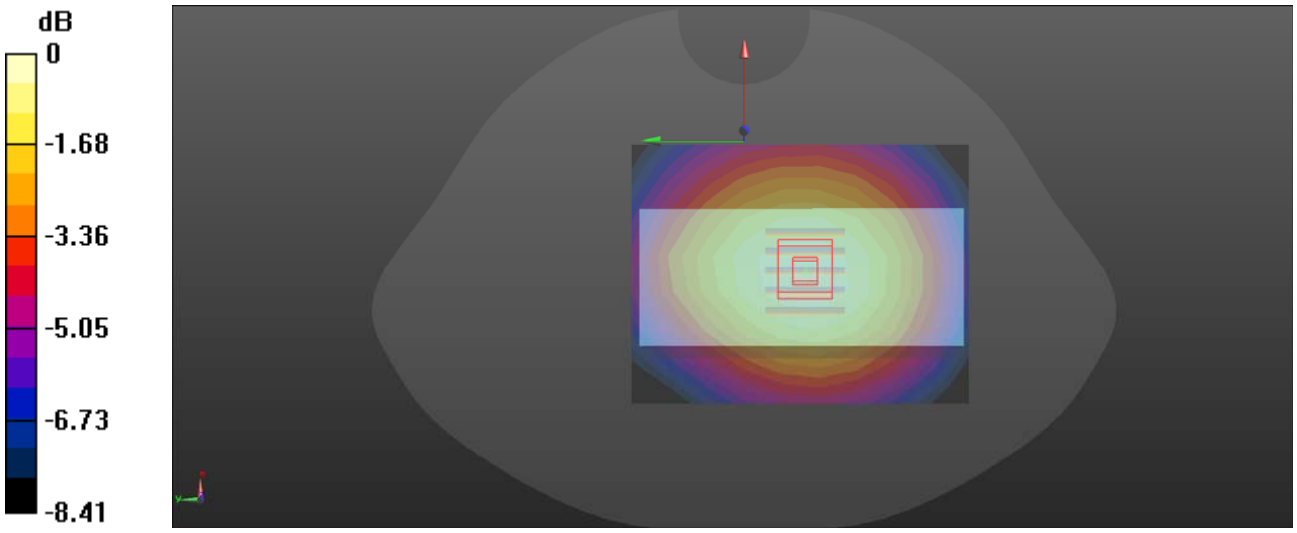

0 dB = 0.214 W/kg = -6.70 dBW/kg

Plot: 17#

DUT: PoC Radio; Type: T521; Serial: 2J4U-1

Communication System: UID 0, Generic FDD-LTE (0); Frequency: 836.5 MHz;Duty Cycle: 1:1
Medium parameters used: f = 836.5 MHz; σ = 0.897 S/m; ε_r = 42.641; ρ = 1000 kg/m^3
Phantom section: Flat Section

DASY5 Configuration:

- Probe: EX3DV4 - SN7382; ConvF(10.65, 10.65, 10.65) @ 836.5 MHz;
- Sensor-Surface: 1.4mm (Mechanical Surface Detection)
- Electronics: DAE4 Sn1325; Calibrated: 9/27/2023
- Phantom: SAM-Twin V8.0 P1aP2a; Type: QD 000 P41 AA ; Serial: 1962
- Measurement SW: DASY52, Version 52.10 (2);

Body Back/LTE Band 5 1RB Mid/Area Scan (8x10x1): Measurement grid: dx=15mm, dy=15mm
Maximum value of SAR (measured) = 0.869 W/kg

Body Back/LTE Band 5 1RB Mid/Zoom Scan (5x5x7)/Cube 0: Measurement grid: dx=8mm, dy=8mm, dz=5mm
Reference Value = 28.37 V/m; Power Drift = -0.12 dB
Peak SAR (extrapolated) = 0.974 W/kg
SAR(1 g) = 0.720 W/kg; SAR(10 g) = 0.518 W/kg
Maximum value of SAR (measured) = 0.884 W/kg

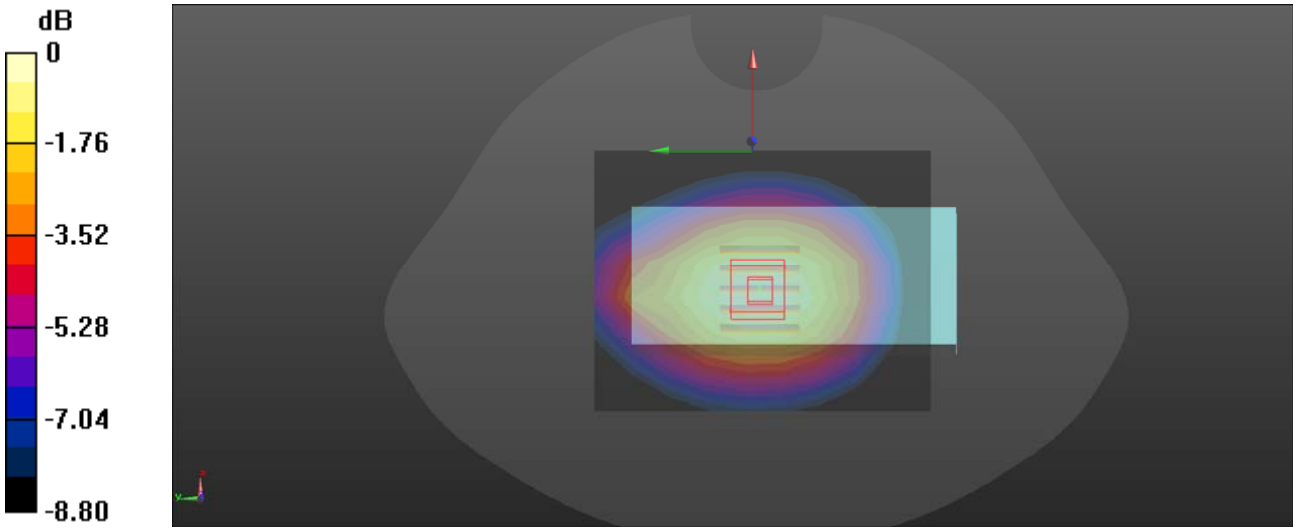

0 dB = 0.884 W/kg = -0.54 dBW/kg

Plot: 18#

DUT: PoC Radio; Type: T521; Serial: 2J4U-1

Communication System: UID 0, Generic FDD-LTE (0); Frequency: 836.5 MHz;Duty Cycle: 1:1
Medium parameters used: f = 836.5 MHz; σ = 0.897 S/m; ε_r = 42.641; ρ = 1000 kg/m^3
Phantom section: Flat Section

DASY5 Configuration:

- Probe: EX3DV4 - SN7382; ConvF(10.65, 10.65, 10.65) @ 836.5 MHz;
- Sensor-Surface: 1.4mm (Mechanical Surface Detection)
- Electronics: DAE4 Sn1325; Calibrated: 9/27/2023
- Phantom: SAM-Twin V8.0 P1aP2a; Type: QD 000 P41 AA ; Serial: 1962
- Measurement SW: DASY52, Version 52.10 (2);

Body Back/LTE Band 5 50%RB Mid/Area Scan (8x10x1): Measurement grid: dx=15mm, dy=15mm
Maximum value of SAR (measured) = 0.761 W/kg

Body Back/LTE Band 5 50%RB Mid/Zoom Scan (5x5x7)/Cube 0: Measurement grid: dx=8mm, dy=8mm, dz=5mm
Reference Value = 22.76 V/m; Power Drift = -0.05 dB
Peak SAR (extrapolated) = 0.839 W/kg
SAR(1 g) = 0.614 W/kg; SAR(10 g) = 0.435 W/kg
Maximum value of SAR (measured) = 0.759 W/kg

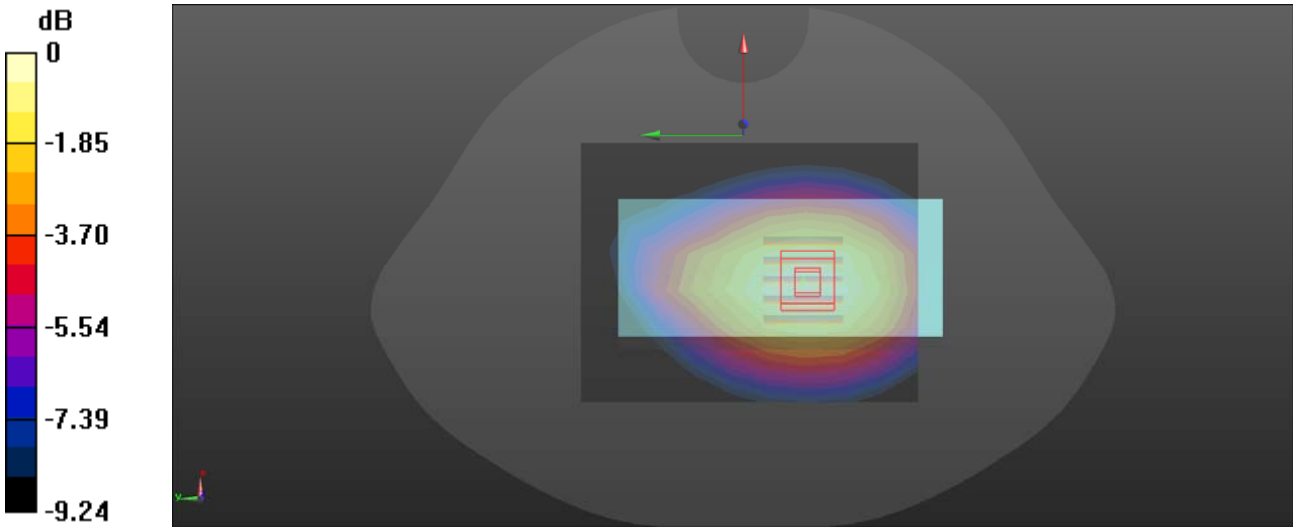

0 dB = 0.759 W/kg = -1.20 dBW/kg

Plot: 19#

DUT: PoC Radio; Type: T521; Serial: 2J4U-1

Communication System: UID 0, Generic FDD-LTE (0); Frequency: 2535 MHz;Duty Cycle: 1:1
Medium parameters used: f = 2535 MHz; σ = 1.944 S/m; ε_r = 37.952; ρ = 1000 kg/m^3
Phantom section: Flat Section

DASY5 Configuration:

- Probe: EX3DV4 - SN7382; ConvF(7.89, 7.89, 7.89) @ 2535 MHz;
- Sensor-Surface: 1.4mm (Mechanical Surface Detection)
- Electronics: DAE4 Sn1325; Calibrated: 9/27/2023
- Phantom: SAM-Twin V8.0 P1aP2a; Type: QD 000 P41 AA ; Serial: 1962
- Measurement SW: DASY52, Version 52.10 (2);

Face Up/LTE Band 7 1RB Mid/Area Scan (11x13x1): Measurement grid: dx=10mm, dy=10mm
Maximum value of SAR (measured) = 0.114 W/kg

Face Up/LTE Band 7 1RB Mid/Zoom Scan (7x7x7)/Cube 0: Measurement grid: dx=5mm, dy=5mm, dz=5mm
Reference Value = 3.720 V/m; Power Drift = 0.11 dB
Peak SAR (extrapolated) = 0.180 W/kg
SAR(1 g) = 0.077 W/kg; SAR(10 g) = 0.041 W/kg
Maximum value of SAR (measured) = 0.129 W/kg

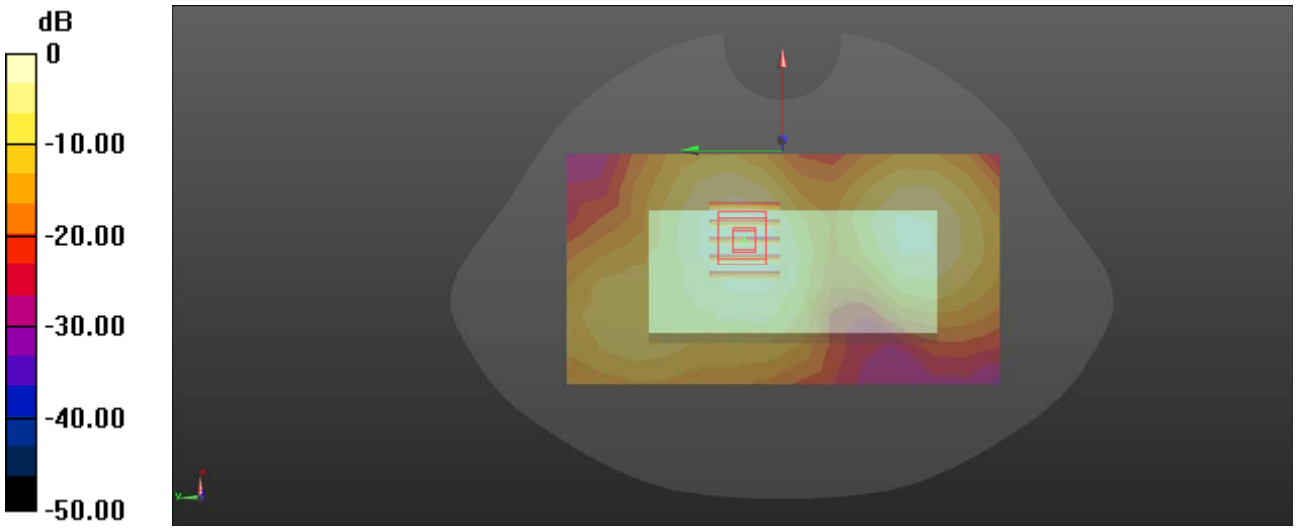

0 dB = 0.129 W/kg = -8.89 dBW/kg

Plot: 20#

DUT: PoC Radio; Type: T521; Serial: 2J4U-1

Communication System: UID 0, Generic FDD-LTE (0); Frequency: 2535 MHz;Duty Cycle: 1:1
Medium parameters used: f = 2535 MHz; σ = 1.944 S/m; ε_r = 37.952; ρ = 1000 kg/m^3
Phantom section: Flat Section

DASY5 Configuration:

- Probe: EX3DV4 - SN7382; ConvF(7.89, 7.89, 7.89) @ 2535 MHz;
- Sensor-Surface: 1.4mm (Mechanical Surface Detection)
- Electronics: DAE4 Sn1325; Calibrated: 9/27/2023
- Phantom: SAM-Twin V8.0 P1aP2a; Type: QD 000 P41 AA ; Serial: 1962
- Measurement SW: DASY52, Version 52.10 (2);

Face Up/LTE Band 7 50%RB Mid/Area Scan (11x13x1): Measurement grid: dx=10mm, dy=10mm
Maximum value of SAR (measured) = 0.0946 W/kg

Face Up/LTE Band 7 50%RB Mid/Zoom Scan (7x7x7)/Cube 0: Measurement grid: dx=5mm, dy=5mm, dz=5mm
Reference Value = 5.331 V/m; Power Drift = 0.15 dB
Peak SAR (extrapolated) = 0.114 W/kg
SAR(1 g) = 0.066 W/kg; SAR(10 g) = 0.039 W/kg
Maximum value of SAR (measured) = 0.0955 W/kg

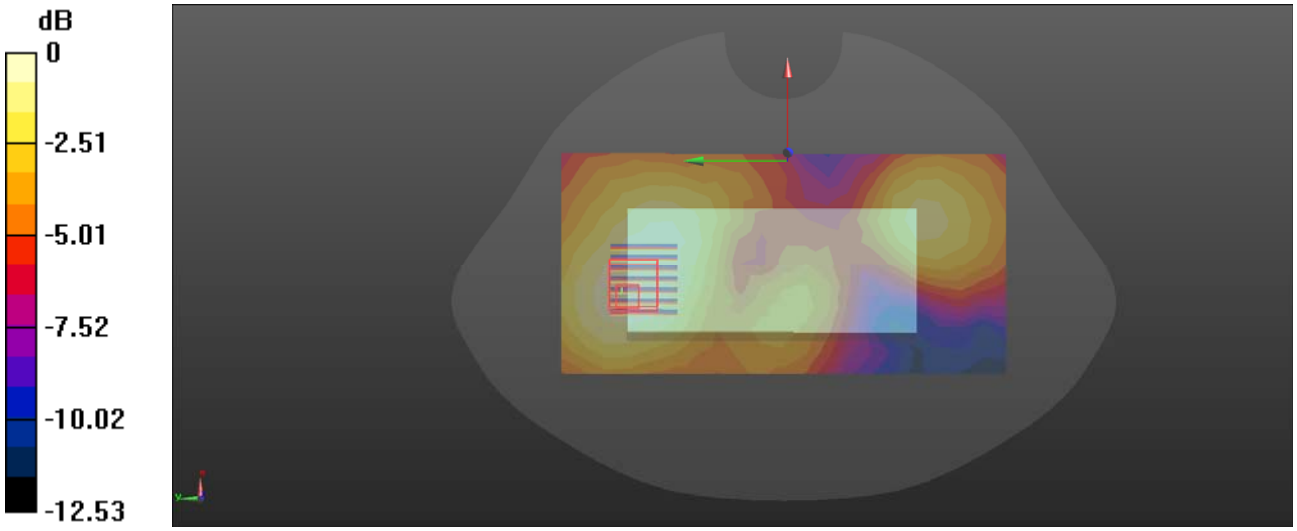

0 dB = 0.0955 W/kg = -10.20 dBW/kg

Plot: 21#

DUT: PoC Radio; Type: T521; Serial: 2J4U-1

Communication System: UID 0, Generic FDD-LTE (0); Frequency: 2535 MHz;Duty Cycle: 1:1
Medium parameters used: f = 2535 MHz; σ = 1.944 S/m; ε_r = 37.952; ρ = 1000 kg/m^3
Phantom section: Flat Section

DASY5 Configuration:

- Probe: EX3DV4 - SN7382; ConvF(7.89, 7.89, 7.89) @ 2535 MHz;
- Sensor-Surface: 1.4mm (Mechanical Surface Detection)
- Electronics: DAE4 Sn1325; Calibrated: 9/27/2023
- Phantom: SAM-Twin V8.0 P1aP2a; Type: QD 000 P41 AA ; Serial: 1962
- Measurement SW: DASY52, Version 52.10 (2);

Body Back/LTE Band 7 1RB Mid/Area Scan (11x13x1): Measurement grid: dx=10mm, dy=10mm
Maximum value of SAR (measured) = 0.281 W/kg

Body Back/LTE Band 7 1RB Mid/Zoom Scan (7x7x7)/Cube 0: Measurement grid: dx=5mm, dy=5mm, dz=5mm
Reference Value = 11.06 V/m; Power Drift = -0.05 dB
Peak SAR (extrapolated) = 0.492 W/kg
SAR(1 g) = 0.189 W/kg; SAR(10 g) = 0.097 W/kg
Maximum value of SAR (measured) = 0.284 W/kg

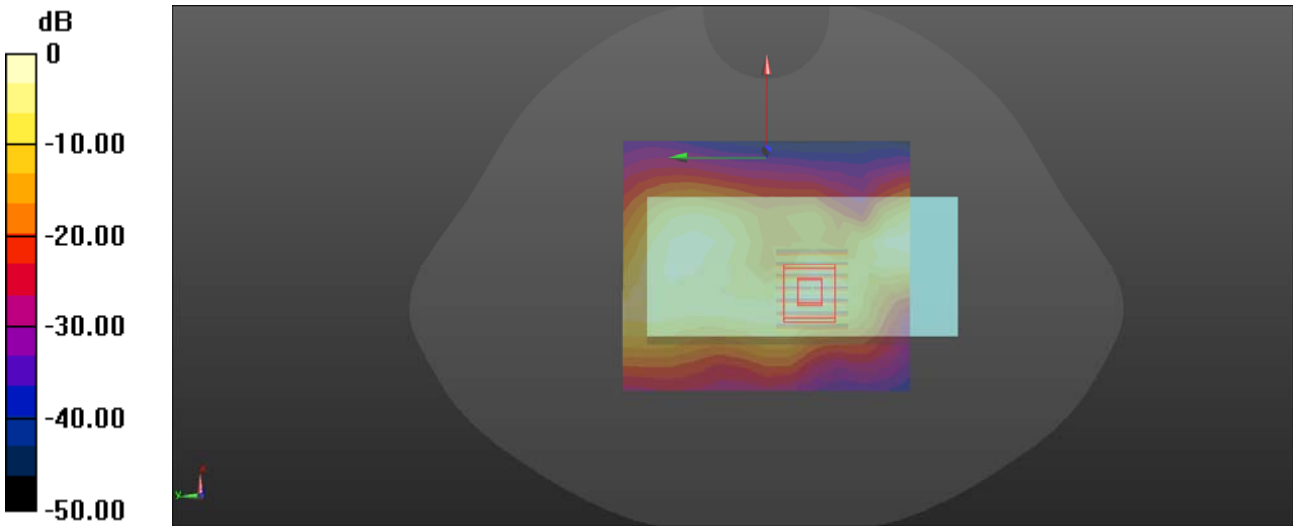

0 dB = 0.284 W/kg = -5.47 dBW/kg

Plot: 22#

DUT: PoC Radio; Type: T521; Serial: 2J4U-1

Communication System: UID 0, Generic FDD-LTE (0); Frequency: 2535 MHz;Duty Cycle: 1:1
Medium parameters used: f = 2535 MHz; σ = 1.944 S/m; ε_r = 37.952; ρ = 1000 kg/m^3
Phantom section: Flat Section

DASY5 Configuration:

- Probe: EX3DV4 - SN7382; ConvF(7.89, 7.89, 7.89) @ 2535 MHz;
- Sensor-Surface: 1.4mm (Mechanical Surface Detection)
- Electronics: DAE4 Sn1325; Calibrated: 9/27/2023
- Phantom: SAM-Twin V8.0 P1aP2a; Type: QD 000 P41 AA ; Serial: 1962
- Measurement SW: DASY52, Version 52.10 (2);

Body Back/LTE Band 7 50%RB Mid/Area Scan (11x13x1): Measurement grid: dx=10mm, dy=10mm
Maximum value of SAR (measured) = 0.235 W/kg

Body Back/LTE Band 7 50%RB Mid/Zoom Scan (7x7x7)/Cube 0: Measurement grid: dx=5mm, dy=5mm, dz=5mm
Reference Value = 9.467 V/m; Power Drift = -0.04 dB
Peak SAR (extrapolated) = 0.275 W/kg
SAR(1 g) = 0.157 W/kg; SAR(10 g) = 0.086 W/kg
Maximum value of SAR (measured) = 0.234 W/kg

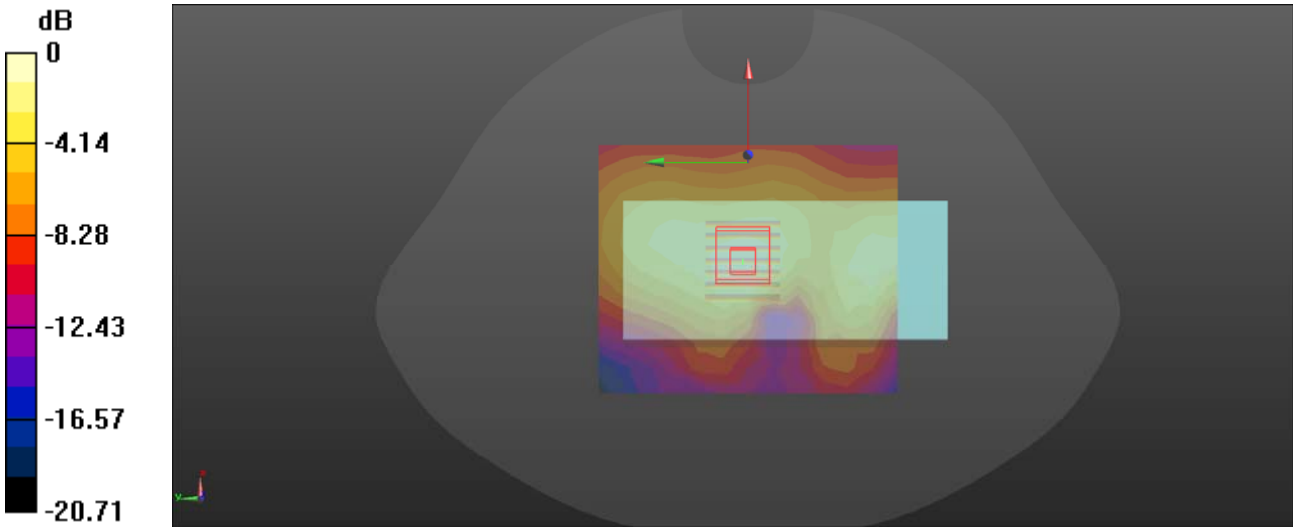

0 dB = 0.234 W/kg = -6.31 dBW/kg

Plot: 23#

DUT: PoC Radio; Type: T521; Serial: 2J4U-1

Communication System: UID 0, Generic TDD-LTE (0); Frequency: 2595 MHz;Duty Cycle: 1:1.58
Medium parameters used: f = 2595 MHz; σ = 2.008 S/m; ε_r = 37.508; ρ = 1000 kg/m^3
Phantom section: Flat Section

DASY5 Configuration:

- Probe: EX3DV4 - SN7382; ConvF(7.65, 7.65, 7.65) @ 2595 MHz;
- Sensor-Surface: 1.4mm (Mechanical Surface Detection)
- Electronics: DAE4 Sn1325; Calibrated: 9/27/2023
- Phantom: SAM-Twin V8.0 P1aP2a; Type: QD 000 P41 AA ; Serial: 1962
- Measurement SW: DASY52, Version 52.10 (2);

Face Up/LTE Band 41 1RB Mid/Area Scan (11x14x1): Measurement grid: dx=10mm, dy=10mm
Maximum value of SAR (measured) = 0.0557 W/kg

Face Up/LTE Band 41 1RB Mid/Zoom Scan (7x7x7)/Cube 0: Measurement grid: dx=5mm, dy=5mm, dz=5mm
Reference Value = 1.635 V/m; Power Drift = 0.15 dB
Peak SAR (extrapolated) = 0.0640 W/kg
SAR(1 g) = 0.035 W/kg; SAR(10 g) = 0.021 W/kg
Maximum value of SAR (measured) = 0.0499 W/kg

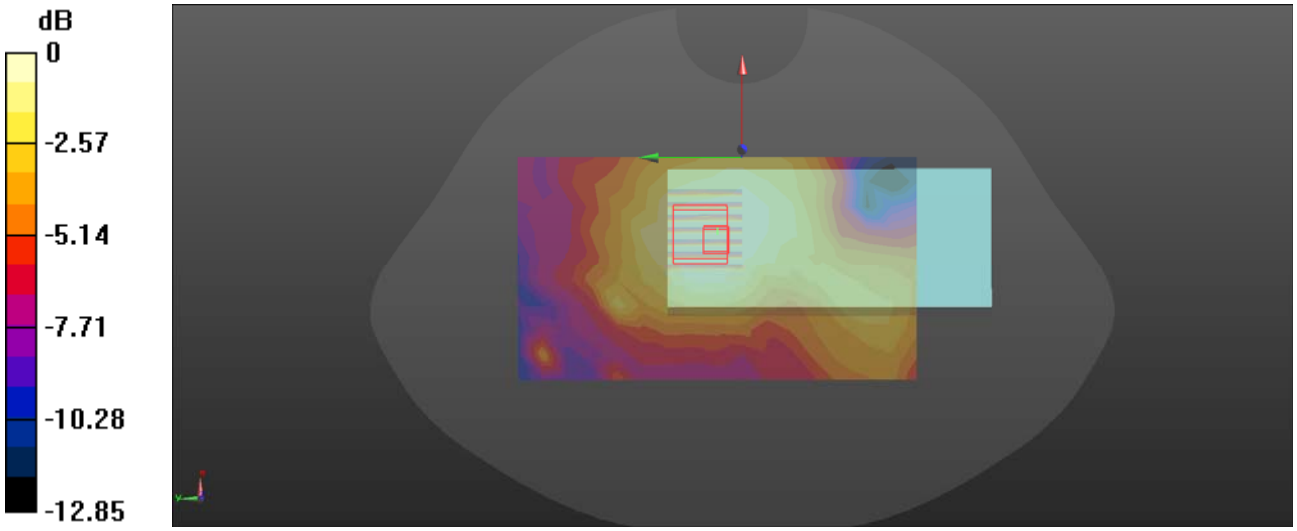

0 dB = 0.0499 W/kg = -13.02 dBW/kg

Plot: 24#

DUT: PoC Radio; Type: T521; Serial: 2J4U-1

Communication System: UID 0, Generic TDD-LTE (0); Frequency: 2595 MHz;Duty Cycle: 1:1.58
Medium parameters used: f = 2595 MHz; σ = 2.008 S/m; ε_r = 37.508; ρ = 1000 kg/m^3
Phantom section: Flat Section

DASY5 Configuration:

- Probe: EX3DV4 - SN7382; ConvF(7.65, 7.65, 7.65) @ 2595 MHz;
- Sensor-Surface: 1.4mm (Mechanical Surface Detection)
- Electronics: DAE4 Sn1325; Calibrated: 9/27/2023
- Phantom: SAM-Twin V8.0 P1aP2a; Type: QD 000 P41 AA ; Serial: 1962
- Measurement SW: DASY52, Version 52.10 (2);

Face Up/LTE Band 41 50%RB Mid/Area Scan (11x14x1): Measurement grid: dx=10mm, dy=10mm
Maximum value of SAR (measured) = 0.0374 W/kg

Face Up/LTE Band 41 50%RB Mid/Zoom Scan (7x7x7)/Cube 0: Measurement grid: dx=5mm, dy=5mm, dz=5mm
Reference Value = 2.991 V/m; Power Drift = -0.07 dB
Peak SAR (extrapolated) = 0.0450 W/kg
SAR(1 g) = 0.022 W/kg; SAR(10 g) = 0.013 W/kg
Maximum value of SAR (measured) = 0.0358 W/kg

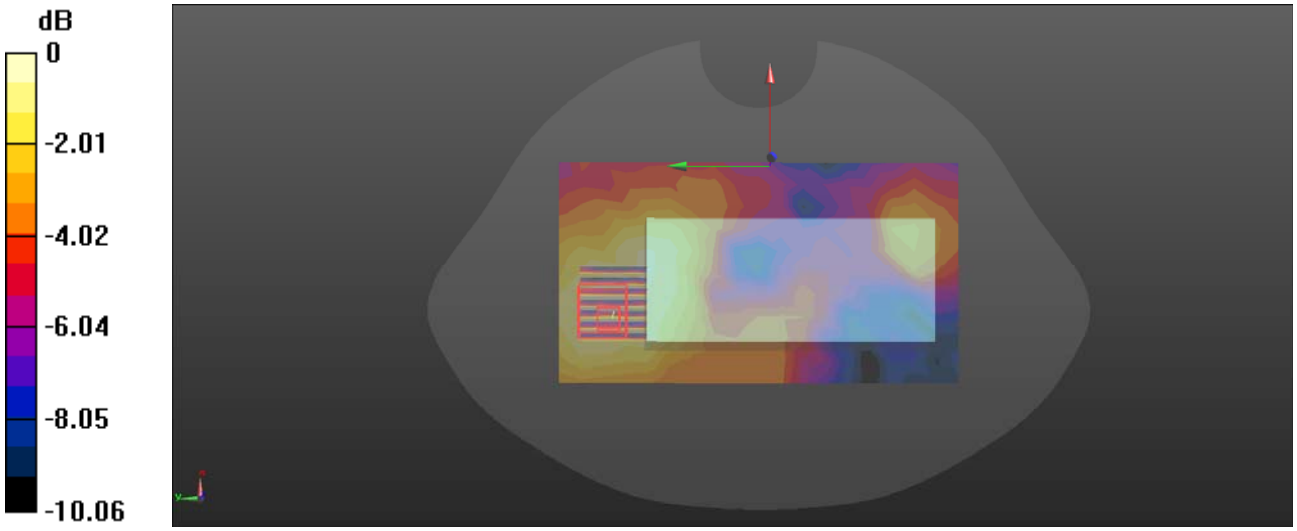

0 dB = 0.0358 W/kg = -14.46 dBW/kg

Plot: 25#

DUT: PoC Radio; Type: T521; Serial: 2J4U-1

Communication System: UID 0, Generic TDD-LTE (0); Frequency: 2595 MHz;Duty Cycle: 1:1.58
Medium parameters used: f = 2595 MHz; σ = 2.008 S/m; ε_r = 37.508; ρ = 1000 kg/m^3
Phantom section: Flat Section

DASY5 Configuration:

- Probe: EX3DV4 - SN7382; ConvF(7.65, 7.65, 7.65) @ 2595 MHz;
- Sensor-Surface: 1.4mm (Mechanical Surface Detection)
- Electronics: DAE4 Sn1325; Calibrated: 9/27/2023
- Phantom: SAM-Twin V8.0 P1aP2a; Type: QD 000 P41 AA ; Serial: 1962
- Measurement SW: DASY52, Version 52.10 (2);

Body Back/LTE Band 41 1RB Mid/Area Scan (11x14x1): Measurement grid: dx=10mm, dy=10mm
Maximum value of SAR (measured) = 0.107 W/kg

Body Back/LTE Band 41 1RB Mid/Zoom Scan (7x7x7)/Cube 0: Measurement grid: dx=5mm, dy=5mm, dz=5mm
Reference Value = 3.324 V/m; Power Drift = 0.02 dB
Peak SAR (extrapolated) = 0.134 W/kg
SAR(1 g) = 0.073 W/kg; SAR(10 g) = 0.040 W/kg
Maximum value of SAR (measured) = 0.113 W/kg

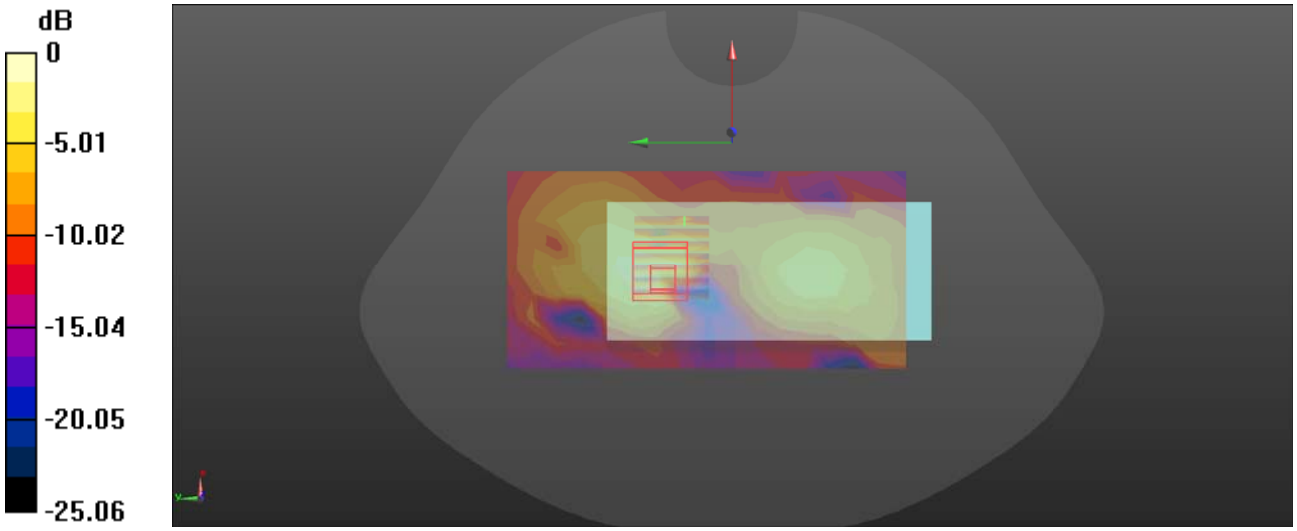

0 dB = 0.113 W/kg = -9.47 dBW/kg

Plot: 26#

DUT: PoC Radio; Type: T521; Serial: 2J4U-1

Communication System: UID 0, Generic TDD-LTE (0); Frequency: 2595 MHz;Duty Cycle: 1:1.58
Medium parameters used: f = 2595 MHz; σ = 2.008 S/m; ε_r = 37.508; ρ = 1000 kg/m^3
Phantom section: Flat Section

DASY5 Configuration:

- Probe: EX3DV4 - SN7382; ConvF(7.65, 7.65, 7.65) @ 2595 MHz;
- Sensor-Surface: 1.4mm (Mechanical Surface Detection)
- Electronics: DAE4 Sn1325; Calibrated: 9/27/2023
- Phantom: SAM-Twin V8.0 P1aP2a; Type: QD 000 P41 AA ; Serial: 1962
- Measurement SW: DASY52, Version 52.10 (2);

Body Back/LTE Band 41 50%RB Mid/Area Scan (11x14x1): Measurement grid: dx=10mm, dy=10mm
Maximum value of SAR (measured) = 0.119 W/kg

Body Back/LTE Band 41 50%RB Mid/Zoom Scan (7x7x7)/Cube 0: Measurement grid: dx=5mm, dy=5mm, dz=5mm
Reference Value = 0.3940 V/m; Power Drift = 0.08 dB
Peak SAR (extrapolated) = 0.123 W/kg
SAR(1 g) = 0.056 W/kg; SAR(10 g) = 0.029 W/kg
Maximum value of SAR (measured) = 0.0971 W/kg

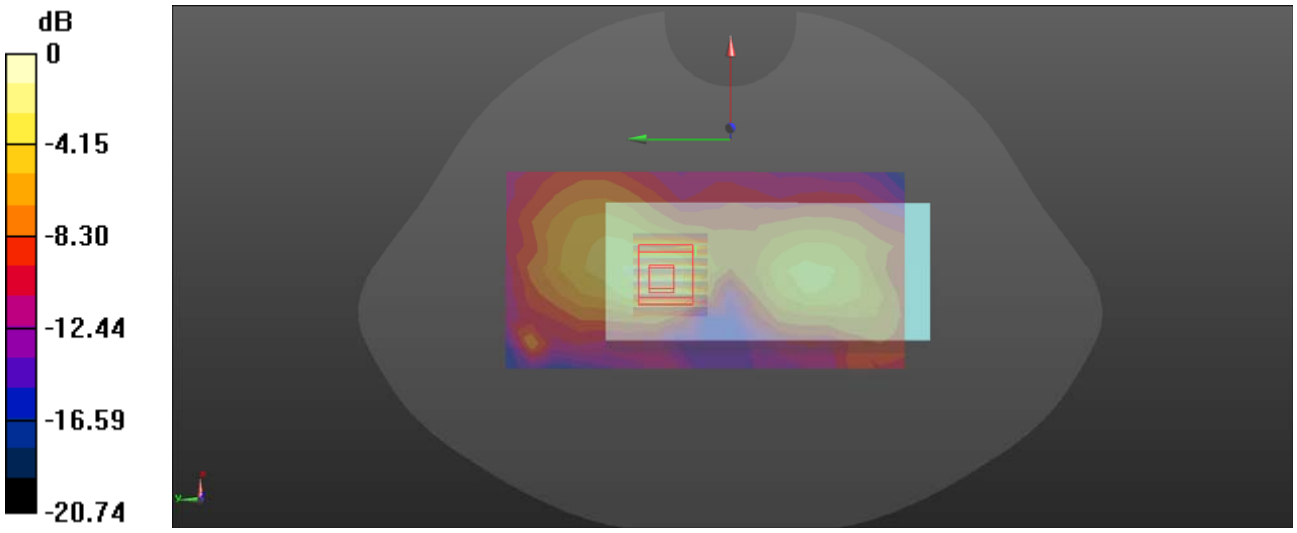

0 dB = 0.0971 W/kg = -10.13 dBW/kg

Plot: 27#

DUT: PoC Radio; Type: T521; Serial: 2J4U-1

Communication System: UID 0, Generic FDD-LTE (0); Frequency: 1745 MHz;Duty Cycle: 1:1
Medium parameters used: f = 1745 MHz; σ = 1.352 S/m; ε_r = 40.091; ρ = 1000 kg/m^3
Phantom section: Flat Section

DASY5 Configuration:

- Probe: EX3DV4 - SN7382; ConvF(8.6, 8.6, 8.6) @ 1745 MHz;
- Sensor-Surface: 1.4mm (Mechanical Surface Detection)
- Electronics: DAE4 Sn1325; Calibrated: 9/27/2023
- Phantom: SAM-Twin V8.0 P1aP2a; Type: QD 000 P41 AA ; Serial: 1962
- Measurement SW: DASY52, Version 52.10 (2);

Face Up/LTE Band 66 1RB Mid/Area Scan (8x10x1): Measurement grid: dx=15mm, dy=15mm
Maximum value of SAR (measured) = 0.156 W/kg

Face Up/LTE Band 66 1RB Mid/Zoom Scan (5x5x7)/Cube 0: Measurement grid: dx=8mm, dy=8mm, dz=5mm
Reference Value = 6.465 V/m; Power Drift = -0.01 dB
Peak SAR (extrapolated) = 0.406 W/kg
SAR(1 g) = 0.136 W/kg; SAR(10 g) = 0.075 W/kg
Maximum value of SAR (measured) = 0.162 W/kg

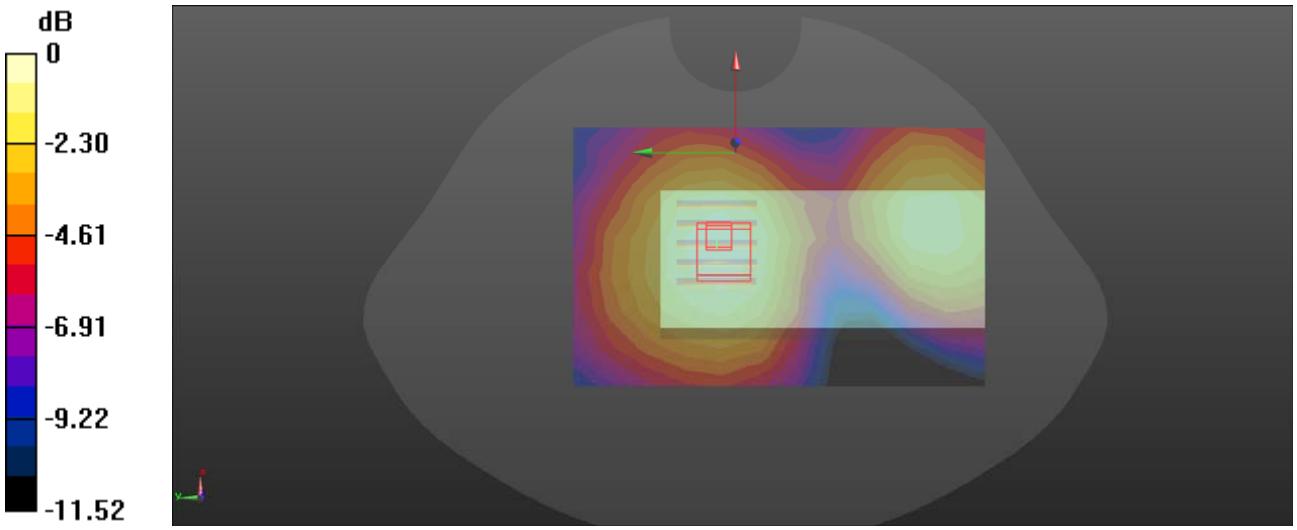

0 dB = 0.162 W/kg = -7.90 dBW/kg

Plot: 28#

DUT: PoC Radio; Type: T521; Serial: 2J4U-1

Communication System: UID 0, Generic FDD-LTE (0); Frequency: 1745 MHz;Duty Cycle: 1:1
Medium parameters used: f = 1745 MHz; σ = 1.352 S/m; ε_r = 40.091; ρ = 1000 kg/m^3
Phantom section: Flat Section

DASY5 Configuration:

- Probe: EX3DV4 - SN7382; ConvF(8.6, 8.6, 8.6) @ 1745 MHz;
- Sensor-Surface: 1.4mm (Mechanical Surface Detection)
- Electronics: DAE4 Sn1325; Calibrated: 9/27/2023
- Phantom: SAM-Twin V8.0 P1aP2a; Type: QD 000 P41 AA ; Serial: 1962
- Measurement SW: DASY52, Version 52.10 (2);

Face Up/LTE Band 66 50%RB Mid/Area Scan (8x10x1): Measurement grid: dx=15mm, dy=15mm
Maximum value of SAR (measured) = 0.142 W/kg

Face Up/LTE Band 66 50%RB Mid/Zoom Scan (5x5x7)/Cube 0: Measurement grid: dx=8mm, dy=8mm, dz=5mm
Reference Value = 8.663 V/m; Power Drift = 0.04 dB
Peak SAR (extrapolated) = 0.169 W/kg
SAR(1 g) = 0.111 W/kg; SAR(10 g) = 0.072 W/kg
Maximum value of SAR (measured) = 0.148 W/kg

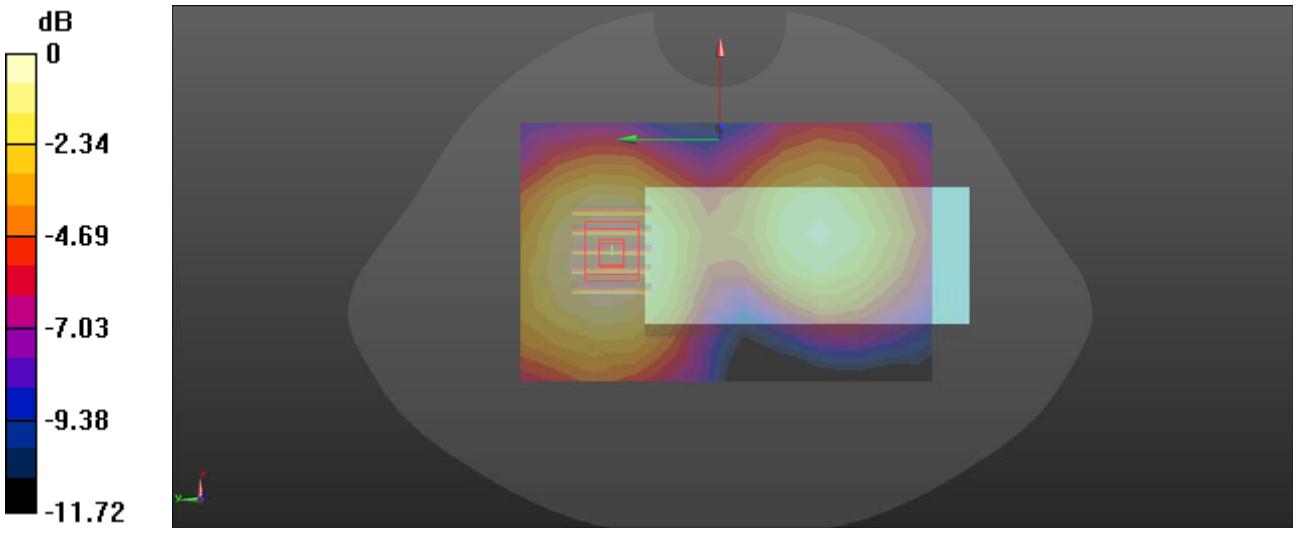

0 dB = 0.148 W/kg = -8.30 dBW/kg

Plot: 29#

DUT: PoC Radio; Type: T521; Serial: 2J4U-1

Communication System: UID 0, Generic FDD-LTE (0); Frequency: 1745 MHz;Duty Cycle: 1:1
Medium parameters used: f = 1745 MHz; σ = 1.352 S/m; ε_r = 40.091; ρ = 1000 kg/m^3
Phantom section: Flat Section

DASY5 Configuration:

- Probe: EX3DV4 - SN7382; ConvF(8.6, 8.6, 8.6) @ 1745 MHz;
- Sensor-Surface: 1.4mm (Mechanical Surface Detection)
- Electronics: DAE4 Sn1325; Calibrated: 9/27/2023
- Phantom: SAM-Twin V8.0 P1aP2a; Type: QD 000 P41 AA ; Serial: 1962
- Measurement SW: DASY52, Version 52.10 (2);

Body Back/LTE Band 66 1RB Mid/Area Scan (8x14x1): Measurement grid: dx=15mm, dy=15mm
Maximum value of SAR (measured) = 0.384 W/kg

Body Back/LTE Band 66 1RB Mid/Zoom Scan (5x5x7)/Cube 0: Measurement grid: dx=8mm, dy=8mm, dz=5mm
Reference Value = 12.03 V/m; Power Drift = 0.04 dB
Peak SAR (extrapolated) = 0.437 W/kg
SAR(1 g) = 0.300 W/kg; SAR(10 g) = 0.196 W/kg
Maximum value of SAR (measured) = 0.391 W/kg

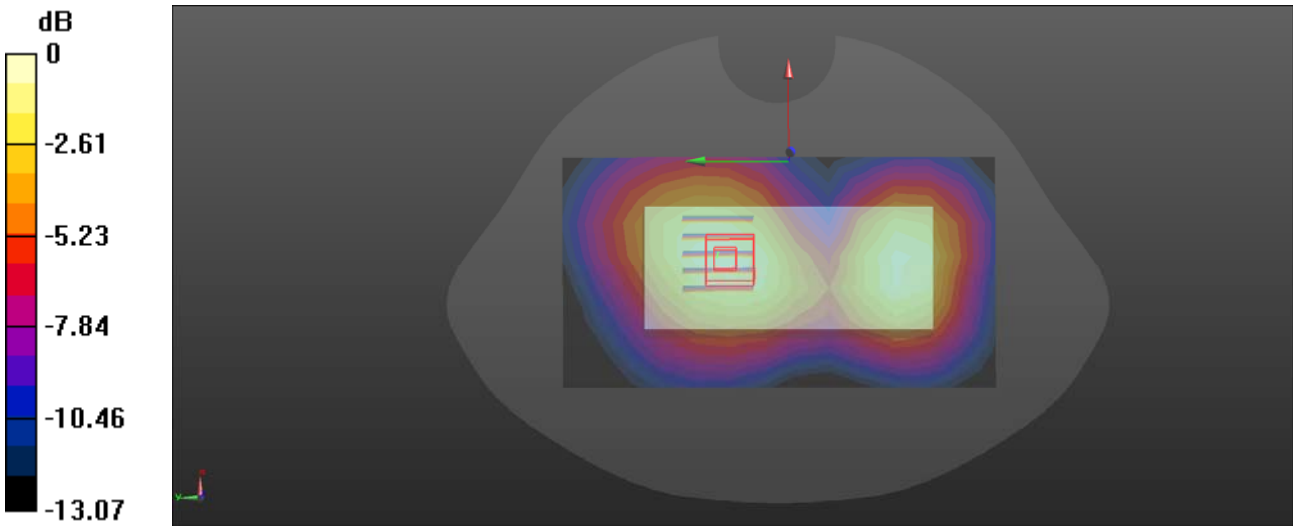

0 dB = 0.391 W/kg = -4.08 dBW/kg

Plot: 30#

DUT: PoC Radio; Type: T521; Serial: 2J4U-1

Communication System: UID 0, Generic FDD-LTE (0); Frequency: 1745 MHz;Duty Cycle: 1:1
Medium parameters used: f = 1745 MHz; σ = 1.352 S/m; ε_r = 40.091; ρ = 1000 kg/m^3
Phantom section: Flat Section

DASY5 Configuration:

- Probe: EX3DV4 - SN7382; ConvF(8.6, 8.6, 8.6) @ 1745 MHz;
- Sensor-Surface: 1.4mm (Mechanical Surface Detection)
- Electronics: DAE4 Sn1325; Calibrated: 9/27/2023
- Phantom: SAM-Twin V8.0 P1aP2a; Type: QD 000 P41 AA ; Serial: 1962
- Measurement SW: DASY52, Version 52.10 (2);

Body Back/LTE Band 66 50%RB Mid/Area Scan (8x10x1): Measurement grid: dx=15mm, dy=15mm
Maximum value of SAR (measured) = 0.285 W/kg

Body Back/LTE Band 66 50%RB Mid/Zoom Scan (5x5x7)/Cube 0: Measurement grid: dx=8mm, dy=8mm, dz=5mm
Reference Value = 13.39 V/m; Power Drift = -0.08 dB
Peak SAR (extrapolated) = 0.345 W/kg
SAR(1 g) = 0.231 W/kg; SAR(10 g) = 0.148 W/kg
Maximum value of SAR (measured) = 0.303 W/kg

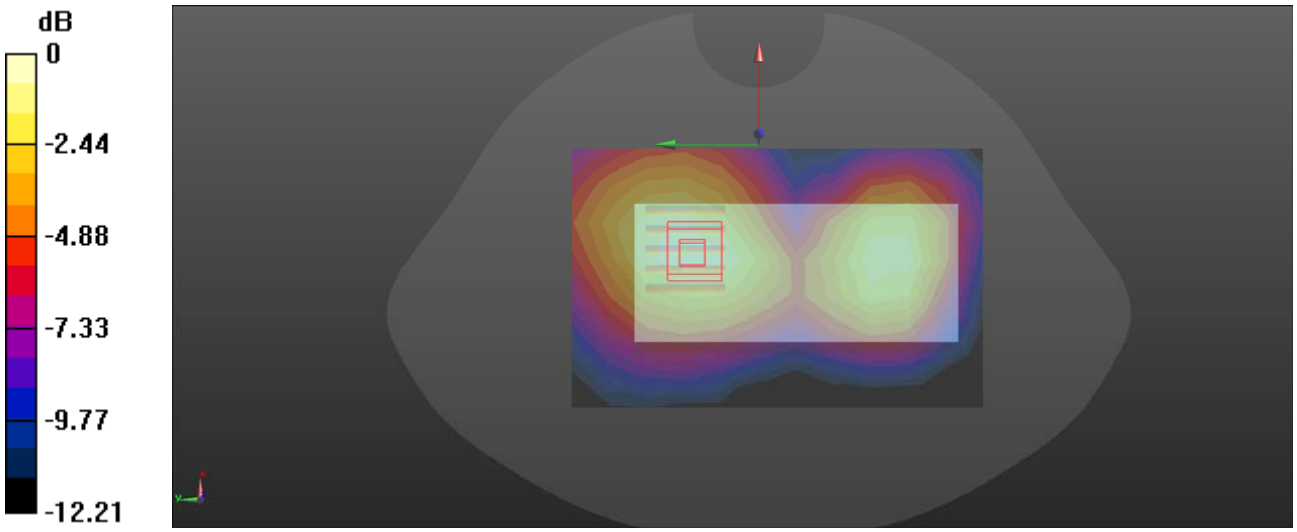

0 dB = 0.303 W/kg = -5.19 dBW/kg