Test Report

Curtis-Straus LLC, *a wholly owned subsidiary of BV CPS*

Report No	EQ1060-2
Client	Udisense Inc. DBA: Nanit
Address	244 Fifth Avenue Suite 2702 New York, NY 10001
Phone	(917)-397-6528
Items tested	Smart Baby Monitor
FCC ID	2AIWVN101
IC	21649-N101
Model / HVIN	N101
Equipment Type	Unlicensed National Information Infrastructure TX
Equipment Code	NII
Emission Designator	36M2D1D
FCC/IC Rule Parts	CFR Title 47 FCC Part 15.407 ISED Canada Radio Standards Specification RSS-247 Issue 1
Test Dates	Jul 15, 25-29, Aug 1, 17-18, 24, 26, 29, Sep 2, 2016
Results	As detailed within this report
Prepared by	Yunus Fazilioglu – Sr. EMC Engineer
Authorized by	Christopher Reynolds – EMC Supervisor
Issue Date	10/20/2016
Conditions of Issue	This Test Report is issued subject to the conditions stated in the '*Conditions of Testing*' section on page 58 of this report.

Curtis-Straus LLC is accredited by the American Association for Laboratory Accreditation for the specific scope of accreditation under Certificate Number 1627-01. This report may contain data which is not covered by the A2LA accreditation.

ACCREDITED Cert No. 1627-01

Contents

Contents 2
Summary 3
Test Methodology 4
Product Tested - Configuration Documentation 6
Statement of Conformity 7
Test Results 8
26dB Bandwidth, 6dB Bandwidth and 99% Occupied Bandwidth 8
Maximum Conducted Output Power (Average) 24
Radiated Spurious Emissions 34
Maximum Power Spectral Density 41
AC Line Conducted Emissions 55
Frequency Stability 56
Measurement Uncertainty 57
Conditions Of Testing 58

Form Final Report REV 7-20-07 (DW)

Summary

This test report supports an application for certification of a transmitter operating pursuant to CFR Title 47 FCC Part 15.407 and ISED Canada Radio Standards Specification RSS-247 Issue 1. The product is the "Smart Baby Monitor" (Model: N101). It operates in the following frequency ranges:

802.11an(HT20) : 5180MHz - 5240MHz,
5260MHz - 5320MHz,
5500MHz - 5700MHz,
5745MHz - 5825MHz

802.11n(HT40) : 5190MHz - 5230MHz,
5270MHz - 5310MHz,
5510MHz - 5670MHz,
5755MHz - 5795MHz

It has an internal patch antenna with 4dBi gain in the 5GHz band.

The product has Bluetooth Low Energy (BLE) and 802.11abgn capabilities as described in EUT Configuration section on page 6. The product is not capable of simultaneous transmission of different signals as they all have to be transmitted over the same antenna. Transmissions from different modes can only occur one at a time. This report lists the results from the 5GHz 802.11 modes only.

We found that the product met the above requirements without modification. Test samples were received in good condition.

Release Control Record

Issue No.	Reason for change	Date Issued
1	Original Release	October 20, 2016

Test Methodology

All testing was performed according to the following rules/standards/procedures/documents;

CFR Title 47 FCC Part 15.407

ISED Canada Radio Standards Specification RSS-247 Issue 1

ISED Canada Radio Standards Specification RSS-Gen Issue 4

FCC KDB 789033 D02 General UNII Test Procedures New Rules v01r02

ANSI C63.10-2013.

Radiated emissions were maximized by rotating the device around 3 orthogonal planes (X, Y and Z) as well as varying the test antenna's height and polarity. Only worst case results are presented in this report. EUT has an internal antenna that cannot be maximized separately.

RF conducted measurements were performed at the antenna port on the following channels:

UNII-1 band

- 5180MHz: Low Channel (36) for 802.11a/n(HT20)
- 5190MHz Low Channel (38) for 802.11n(HT40)
- 5200MHz Mid Channel (40) for 802.11a/n(HT20)
- 5230MHz High Channel (46) for 802.11n(HT40)
- 5240MHz High Channel (48) for 802.11a/n(HT20)

UNII-2A band

- 5260MHz: Low Channel (52) for 802.11a/n(HT20)
- 5270MHz Low Channel (54) for 802.11n(HT40)
- 5300MHz Mid Channel (60) for 802.11a/n(HT20)
- 5310MHz High Channel (62) for 802.11n(HT40)
- 5320MHz High Channel (64) for 802.11a/n(HT20)

UNII-2C band

- 5500MHz: Low Channel (100) for 802.11a/n(HT20)
- 5510MHz Low Channel (102) for 802.11n(HT40)
- 5550MHz Mid Channel (110) for 802.11n(HT40)
- 5580MHz Mid Channel (116) for 802.11a/n(HT20)
- 5670MHz High Channel (134) for 802.11n(HT40)
- 5700MHz High Channel (140) for 802.11a/n(HT20)

UNII-3 band

- 5745MHz: Low Channel (149) for 802.11a/n(HT20)
- 5755MHz Low Channel (151) for 802.11n(HT40)
- 5785MHz Mid Channel (157) for 802.11a/n(HT20)
- 5795MHz High Channel (159) for 802.11n(HT40)
- 5825MHz High Channel (165) for 802.11a/n(HT20)

EUT is supplied with an external power supply

Brand Name: nanit

Model: S010WU0500200

Input: 100-240VAC 50/60Hz, 400mA

Output: 5VDC, 2000mA

Accordingly AC line conducted emissions testing was performed.

Following bandwidths were used during AC line conducted and radiated spurious emissions tests:

Frequency	RBW	VBW
150kHz-30MHz	9kHz	30kHz
30-1000MHz	120kHz	1MHz
1-40GHz	1MHz	3MHz

Product Tested - Configuration Documentation

EUT Configuration			
Work Order:	Q1060		
Company:	Udisense Inc. DBA: Nanit		
Company Address:	244 Fifth Avenue Suite 2702		
	New York, NY 10001		
Contact:	*Amnon Karni*		
	MN	**SN**	**For**
EUT:	N101	N101AU2616004	Radiated and AC line conducted testing
	N101	N101AU2616008	Conducted antenna port testing
EUT Description:	Smart Baby Monitor		
EUT Max Frequency:	800MHz (associated digital circuitry)		
EUT Min Frequency:	32.768kHz (associated digital circuitry)		
EUT TX Frequency:	802.11bgn(HT20) : 2412MHz - 2462MHz, 802.11n(HT40) : 2422MHz - 2452MHz 802.11an(HT20) : 5180MHz - 5240MHz, 5260MHz - 5320MHz, 5500MHz - 5700MHz, 5745MHz - 5825MHz 802.11n(HT40) : 5190MHz - 5230MHz, 5270MHz - 5310MHz, 5510MHz - 5670MHz, 5755MHz - 5795MHz Bluetooth Low Energy : 2402MHz - 2480MHz		

Support Equipment	**MN**	**SN**
Lenovo Laptop	ThinkPad Edge E550	PF0C8YN0
TP-LINK AC1750 Dual Band Wireless Router	Archer C7 (US)	2163130004184

Port Label	**Port Type**	**# ports**	**# populated**	**cable type**	**shielded**	**ferrites**	**length (m)**	**in/out**	**under test**	**comment**
Power	USB Type-C	1	1	USB Type-C to USB Type-A	Yes	No	2m	in	yes	Used for power during radiated and AC line conducted testing. Used for power and test mode setup for conducted antenna port testing.

Software Operating Mode Description:

For each 802.11 mode EUT is set to transmit on low, middle and high channels on UNII-1, UNII-2A, UNII-2C and UNII-3 bands as listed on pages 4 and 5 of this report.

Statement of Conformity

EUT has shown compliance to the following:

RSS-GEN	RSP-100	RSS 247	Part 15	Comments
6.3			15.15(b)	There are no controls accessible to the user that varies the output power to operate in violation of the regulatory requirements.
	3.1		15.19	The label is shown in the label exhibit.
	4		15.21	Information to the user is shown in the instruction manual exhibit.
			15.27	No special accessories are required for compliance.
3, 6.1			15.31	The EUT was tested in accordance with the measurement standards in this section.
6.13			15.33	Frequency range was investigated according to this section, unless noted in specific rule section under which the equipment operates.
8.1			15.35	The EUT emissions were measured using the measurement detector and bandwidth specified in this section, unless noted in specific rule section under which the equipment operates.
8.3			15.203	EUT has a patch antenna internal to the device (4dBi gain in the 5GHz band). The antenna is connected to the PCB via an AMC (Amphenol Micro Coaxial) connector which is considered unique.
8.10			15.205 15.209	The fundamental is not in a Restricted band and the spurious and harmonic emissions in the Restricted bands comply with the general emission limits of 15.209 or RSS-Gen as applicable
8.8			15.207	The unit complies with the requirements of 15.207
			15.407	The unit complies with the requirements of 15.407
		RSS 247		The unit complies with the requirements of RSS-247
6.6				Occupied Bandwidth measurements performed.

Test Results

26dB Bandwidth, 6dB Bandwidth and 99% Occupied Bandwidth

Within the 5.725-5.85GHz band, the minimum 6 dB bandwidth shall be at least 500 kHz. [15.407(e)]
6dB bandwidths were measured for UNII-3 band.
26dB bandwidths were measured for UNII-1, UNII-2A and UNII-2C bands.
99% occupied bandwidths were measured for UNII-1, UNII-2A, UNII-2C and UNII-3 bands.

MEASUREMENTS / RESULTS

UNII-1 Band

26dB Bandwidth

Date: Jul-27-2016 **Company:** Udisense Inc. DBA: Nanit **Work Order:** Q1060
Engineer: Yunus Faziloglu **EUT:** Smart Baby Monitor (Model:N101) **EUT Operating Voltage/Frequency:** 5VDC
Temp: 23.6°C **Humidity:** 46% **Pressure:** 1005mbar
Frequency Range: UNII-1 Band **Measurement Type:** Conducted
Notes: Powered from support laptop USB port **Measurement Method:** FCC KDB 789033 D02 General UNII Test Procedures New Rules v01r02
All data rates measured for each 802.11 mode. Only the highest readings are reported.

Mode	Data Rate Mbps	Frequency (MHz)	Reading (MHz)
802.11a	9	5180.0	**18.806**
		5200.0	18.708
		5240.0	18.710
802.11n(HT20)	6.5	5180.0	19.023
		5200.0	19.007
		5240.0	**19.027**
802.11n(HT40)	13.5	5190.0	**39.886**
		5230.0	39.698

Test Site: Wireless Test Room **Cable 1:** UFL to SMA adapter **Attenuator** A2121
Analyzer: A2200

Copyright Curtis-Straus LLC 2000

99% Occupied Bandwidth

Date: Jul-27-2016 **Company:** Udisense Inc. DBA: Nanit **Work Order:** Q1060
Engineer: Yunus Faziloglu **EUT:** Smart Baby Monitor (Model:N101) **EUT Operating Voltage/Frequency:** 5VDC
Temp: 23.6°C **Humidity:** 46% **Pressure:** 1005mbar
Frequency Range: UNII-1 Band **Measurement Type:** Conducted
Notes: Powered from support laptop USB port **Measurement Method:** RSS-Gen Issue 4 Section 6.6
All data rates measured for each 802.11 mode. Only the highest readings are reported.

Mode	Data Rate Mbps	Frequency (MHz)	Reading (MHz)
802.11a	9	5180.0	16.408
		5200.0	**16.422**
		5240.0	16.406
802.11n(HT20)	65	5180.0	**17.550**
		5200.0	17.540
		5240.0	17.530
802.11n(HT40)	81	5190.0	**36.118**
		5230.0	36.080

Test Site: Wireless Test Room **Cable 1:** UFL to SMA adapter **Attenuator** A2121
Analyzer: A2200

Copyright Curtis-Straus LLC 2000

UNII-2A Band

26dB Bandwidth

Date: Jul-28-2016 **Company:** Udisense Inc. DBA: Nanit **Work Order:** Q1060
Engineer: Yunus Faziloglu **EUT:** Smart Baby Monitor (Model:N101) **EUT Operating Voltage/Frequency:** 5VDC
Temp: 24.8°C **Humidity:** 45% **Pressure:** 1004mbar
Frequency Range: UNII-2A Band **Measurement Type:** Conducted
Notes: Powered from support laptop USB port **Measurement Method:** FCC KDB 789033 D02 General UNII Test Procedures New Rules v01r02
All data rates measured for each 802.11 mode. Only the highest readings are reported.

Mode	Data Rate Mbps	Frequency (MHz)	Reading (MHz)
802.11a	6	5260.0	**18.790**
		5300.0	18.781
		5320.0	18.770
802.11n(HT20)	6.5	5260.0	**19.083**
		5300.0	19.047
		5320.0	19.000
802.11n(HT40)	13.5	5270.0	39.638
		5310.0	**39.700**

Test Site: Wireless Test Room **Cable 1:** UFL to SMA adapter **Attenuator** A2121
Analyzer: A2200

Copyright Curtis-Straus LLC 2000

99% Occupied Bandwidth

Date: Jul-28-2016 **Company:** Udisense Inc. DBA: Nanit **Work Order:** Q1060
Engineer: Yunus Faziloglu **EUT:** Smart Baby Monitor (Model:N101) **EUT Operating Voltage/Frequency:** 5VDC
Temp: 24.8°C **Humidity:** 45% **Pressure:** 1004mbar
Frequency Range: UNII-2A Band **Measurement Type:** Conducted
Notes: Powered from support laptop USB port **Measurement Method:** RSS-Gen Issue 4 Section 6.6
All data rates measured for each 802.11 mode. Only the highest readings are reported.

Mode	Data Rate Mbps	Frequency (MHz)	Reading (MHz)
802.11a	6	5260.0	**16.481**
		5300.0	16.420
		5320.0	16.425
802.11n(HT20)	58.5	5260.0	17.516
		5300.0	17.515
		5320.0	**17.521**
802.11n(HT40)	13.5	5270.0	**36.102**
		5310.0	36.080

Test Site: Wireless Test Room **Cable 1:** UFL to SMA adapter **Attenuator** A2121
Analyzer: A2200

Copyright Curtis-Straus LLC 2000

UNII-2C Band

26dB Bandwidth

Date: Jul-28-2016 **Company:** Udisense Inc. DBA: Nanit **Work Order:** Q1060
Engineer: Yunus Faziloglu **EUT:** Smart Baby Monitor (Model:N101) **EUT Operating Voltage/Frequency:** 5VDC
Temp: 24.8°C **Humidity:** 45% **Pressure:** 1004mbar
Frequency Range: UNII-2C Band **Measurement Type:** Conducted
Notes: Powered from support laptop USB port **Measurement Method:** FCC KDB 789033 D02 General UNII Test Procedures New Rules v01r02
All data rates measured for each 802.11 mode. Only the highest readings are reported.

Mode	Data Rate Mbps	Frequency (MHz)	Reading (MHz)
802.11a	6	5500.0	**18.723**
		5580.0	18.706
		5700.0	18.628
802.11n(HT20)	6.5	5500.0	19.031
		5580.0	**19.142**
		5700.0	19.12
802.11n(HT40)	13.5	5510.0	39.264
		5550.0	**39.824**
		5670.0	39.656

Test Site: Wireless Test Room **Cable 1:** UFL to SMA adapter **Attenuator** A2121
Analyzer: A2200

Copyright Curtis-Straus LLC 2000

99% Occupied Bandwidth

Date: Jul-28-2016 **Company:** Udisense Inc. DBA: Nanit **Work Order:** Q1060
Engineer: Yunus Faziloglu **EUT:** Smart Baby Monitor (Model:N101) **EUT Operating Voltage/Frequency:** 5VDC
Temp: 24.8°C **Humidity:** 45% **Pressure:** 1004mbar
Frequency Range: UNII-2C Band **Measurement Type:** Conducted
Notes: Powered from support laptop USB port **Measurement Method:** RSS-Gen Issue 4 Section 6.6
All data rates measured for each 802.11 mode. Only the highest readings are reported.

Mode	Data Rate Mbps	Frequency (MHz)	Reading (MHz)
802.11a	6	5500.0	**16.437**
		5580.0	16.405
		5700.0	16.418
802.11n(HT20)	6.5	5500.0	17.481
		5580.0	**17.501**
		5700.0	17.467
802.11n(HT40)	13.5	5510.0	36.052
		5550.0	**36.126**
		5670.0	36.036

Test Site: Wireless Test Room **Cable 1:** UFL to SMA adapter **Attenuator** A2121
Analyzer: A2200

Copyright Curtis-Straus LLC 2000

UNII-3 Band

6dB Bandwidth

Date: Aug-1-2016 **Company:** Udisense Inc. DBA: Nanit **Work Order:** Q1060
Engineer: Yunus Faziloglu **EUT:** Smart Baby Monitor (Model:N101) **EUT Operating Voltage/Frequency:** 5VDC
Temp: 23°C **Humidity:** 53% **Pressure:** 1011mbar
Frequency Range: UNII-3 Band **Measurement Type:** Conducted
Notes: Powered from support laptop USB port **Measurement Method:** FCC KDB 789033 D02 General UNII Test Procedures New Rules v01r02
All data rates measured for each 802.11 mode. Only the highest readings are reported.

Mode	Data Rate Mbps	Frequency (MHz)	Reading (MHz)	Limit (MHz)	Result (Pass/Fail)
802.11a	48	5745.0	**16.314**	≥ 0.5	Pass
		5785.0	16.312	≥ 0.5	Pass
		5825.0	16.301	≥ 0.5	Pass
802.11n(HT20)	65	5745.0	**17.589**	≥ 0.5	Pass
		5785.0	17.564	≥ 0.5	Pass
		5825.0	17.550	≥ 0.5	Pass
802.11n(HT40)	121.5	5755.0	35.092	≥ 0.5	Pass
		5795.0	**35.096**	≥ 0.5	Pass

Test Site: Wireless Test Room **Cable 1:** UFL to SMA adapter **Attenuator** A2121
Analyzer: A2200

Copyright Curtis-Straus LLC 2000

99% Occupied Bandwidth

Date: Aug-1-2016 **Company:** Udisense Inc. DBA: Nanit **Work Order:** Q1060
Engineer: Yunus Faziloglu **EUT:** Smart Baby Monitor (Model:N101) **EUT Operating Voltage/Frequency:** 5VDC
Temp: 23°C **Humidity:** 53% **Pressure:** 1011mbar
Frequency Range: UNII-3 Band **Measurement Type:** Conducted
Notes: Powered from support laptop USB port **Measurement Method:** RSS-Gen Issue 4 Section 6.6
All data rates measured for each 802.11 mode. Only the highest readings are reported.

Mode	Data Rate Mbps	Frequency (MHz)	Reading (MHz)
802.11a	6	5745.0	16.389
		5785.0	**16.413**
		5825.0	16.373
802.11n(HT20)	52	5745.0	17.542
		5785.0	17.515
		5825.0	**17.546**
802.11n(HT40)	54	5755.0	36.124
		5795.0	**36.232**

Test Site: Wireless Test Room **Cable 1:** UFL to SMA adapter **Attenuator** A2121
Analyzer: A2200

Copyright Curtis-Straus LLC 2000

Rev. 7/4/2016

Spectrum Analyzers / Receivers /Preselectors	Range	MN	Mfr	SN	Asset	Cat	Calibration Due	Calibrated on
FSV40 Signal/Spectrum Analyzer	10Hz-40GHz	FSV40	R&S	101551	2200	I	6/1/2017	6/1/2016

Preamps /Couplers Attenuators / Filters	Range	MN	Mfr	SN	Asset	Cat	Calibration Due	Calibrated on
API - 30dB 20W Attenuator	9KHz-40GHz	89-30-11	API Weinschel	703	2121	I	2/10/2017	2/10/2016

Meteorological Meters		MN	Mfr	SN	Asset	Cat	Calibration Due	Calibrated on
Weather Clock (Pressure Only)		BA928	Oregon Scientific	C3166-1	831	I	4/28/2018	4/28/2016
TH A#2085		HTC-1	HDE		2085	II	4/5/2017	4/5/2016

All equipment is calibrated using standards traceable to NIST or other nationally recognized calibration standard.

Plots

Continued on next page.

UNII-1 Band

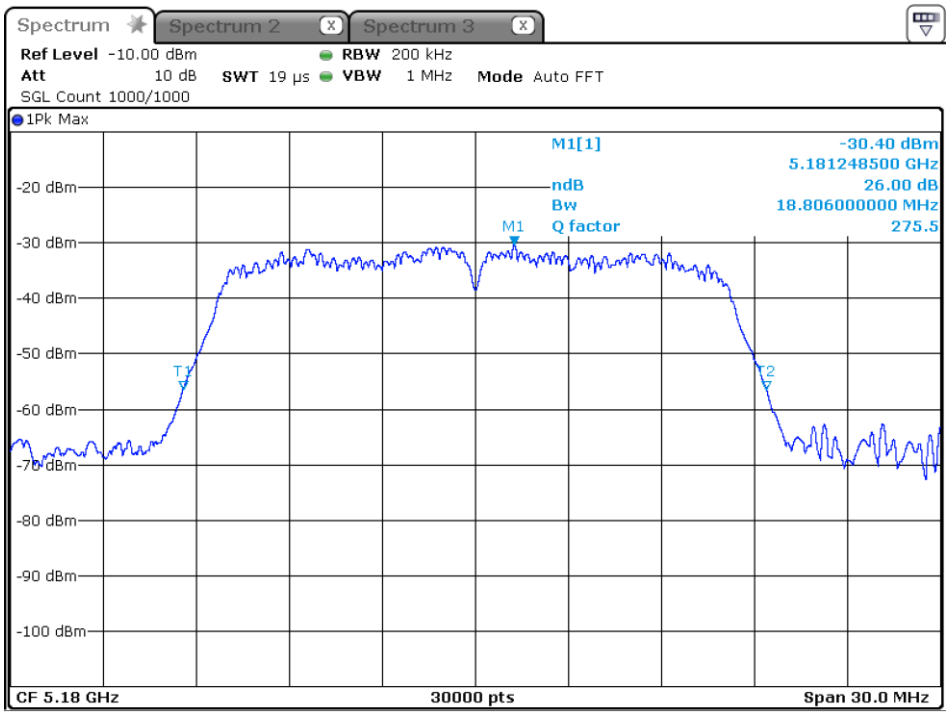

Date: 27.JUL.2016 11:18:39

26dB Bandwidth 802.11a 9Mbps 5180MHz

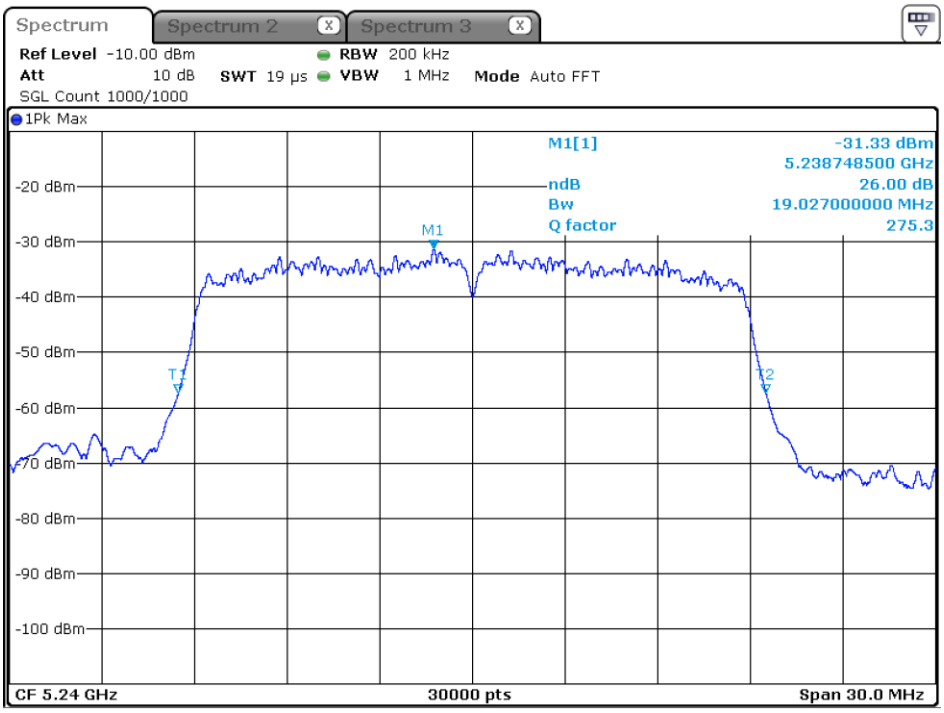

Date: 27.JUL.2016 13:46:55

26dB Bandwidth 802.11n (HT20) 6.5Mbps 5240MHz

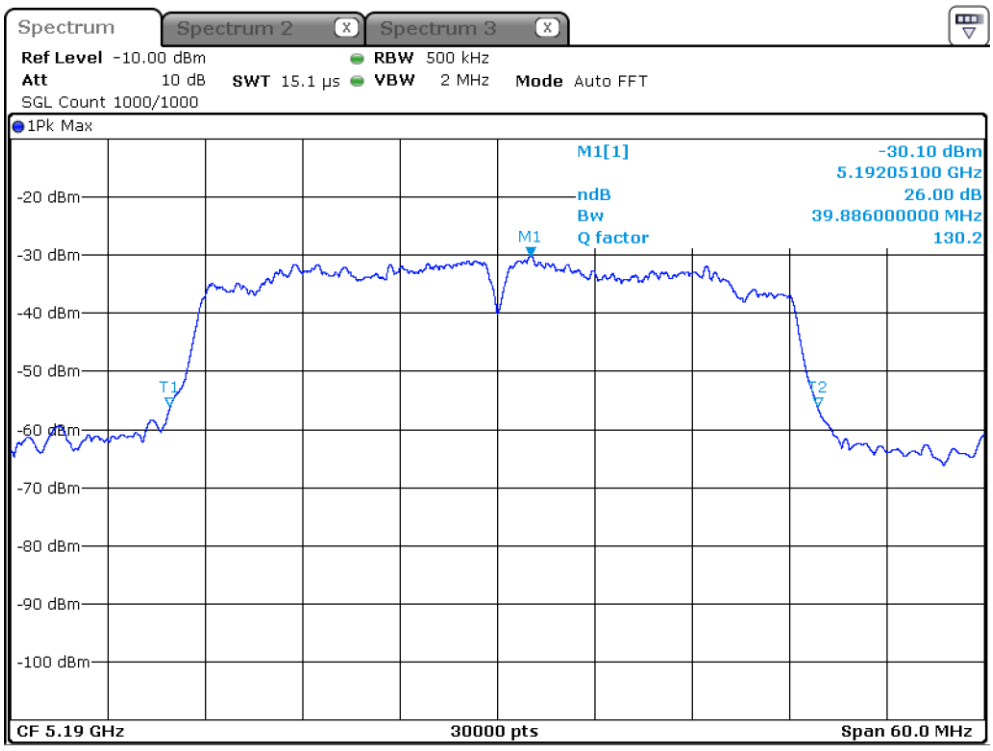

Date: 27.JUL.2016 14:11:07

26dB Bandwidth 802.11n (HT40) 13.5Mbps 5190MHz

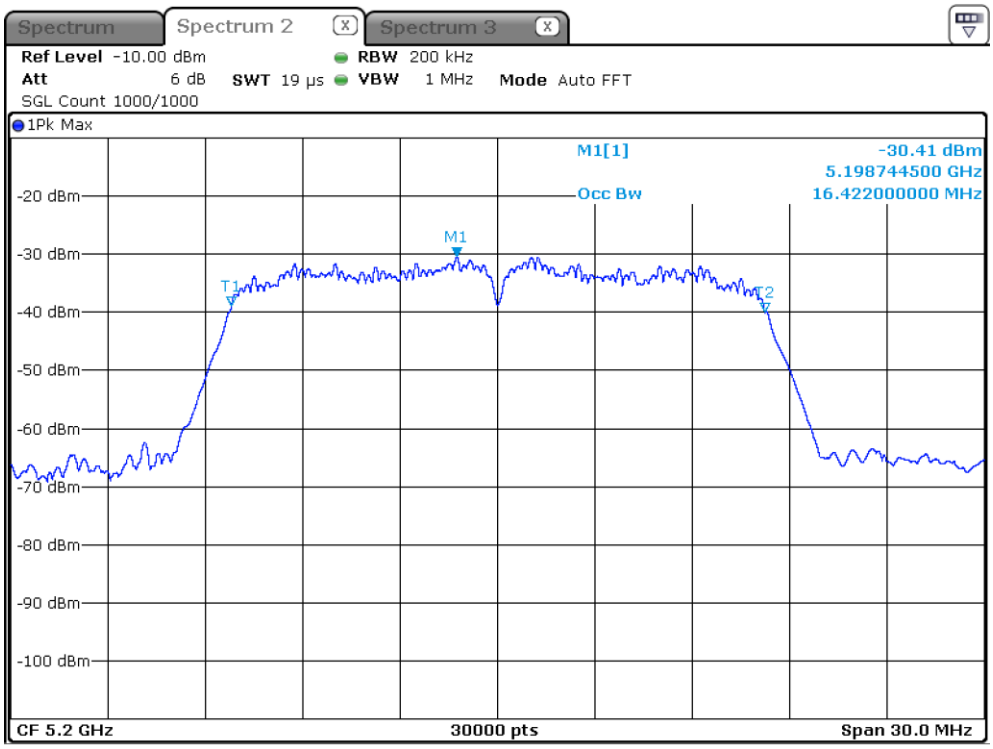

Date: 27.JUL.2016 10:30:31

99% Occupied Bandwidth 802.11a 9Mbps 5200MHz

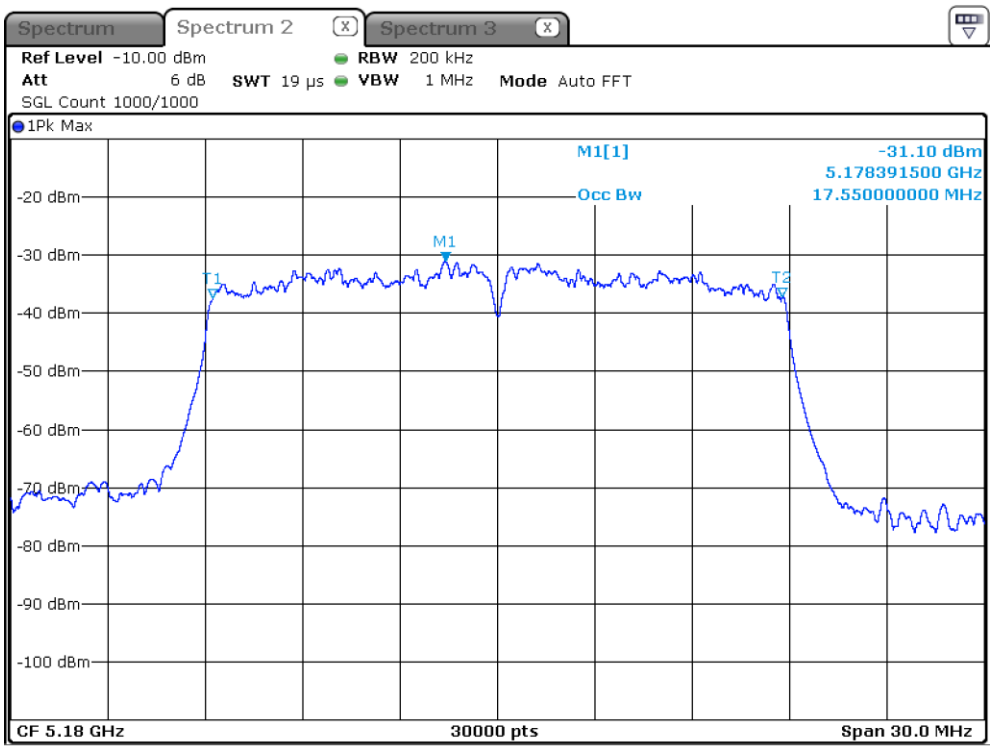

Date: 27.JUL.2016 13:52:26

99% Occupied Bandwidth 802.11n (HT20) 65Mbps 5180MHz

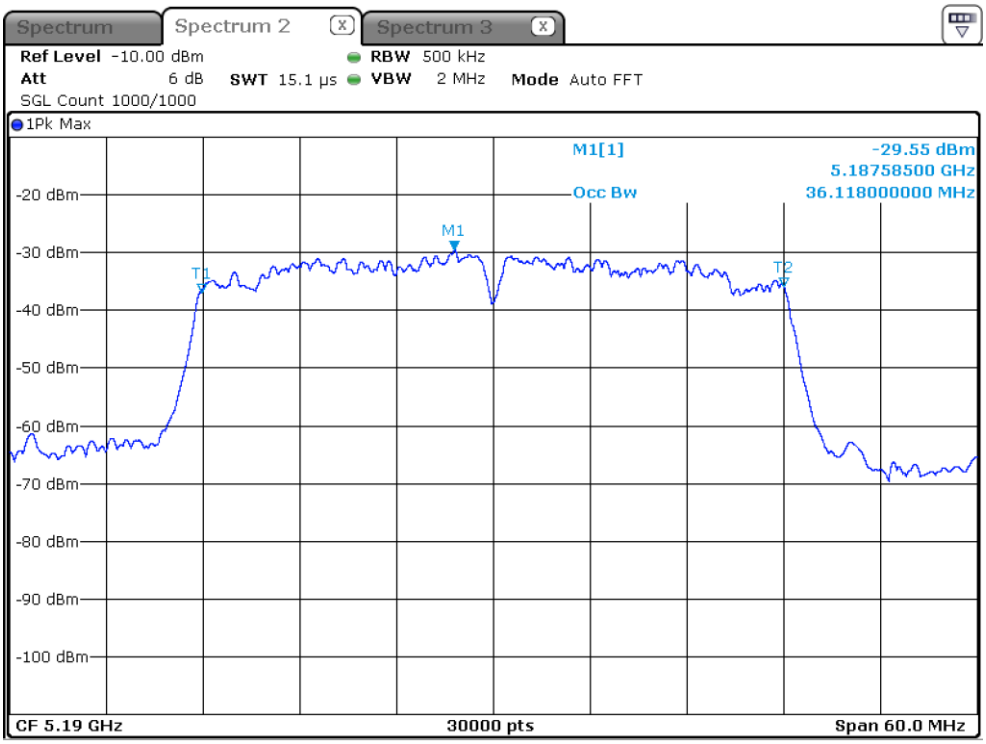

Date: 27.JUL.2016 14:43:42

99% Occupied Bandwidth 802.11n (HT40) 81Mbps 5190MHz

UNII-2A Band

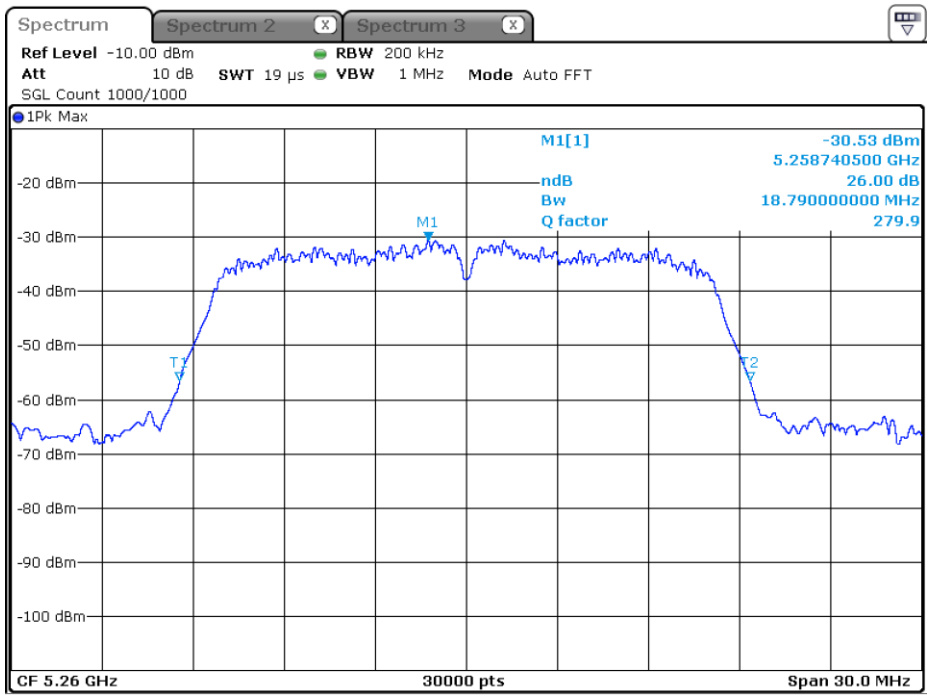

Date: 28.JUL.2016 11:15:08

26dB Bandwidth 802.11a 6Mbps 5260MHz

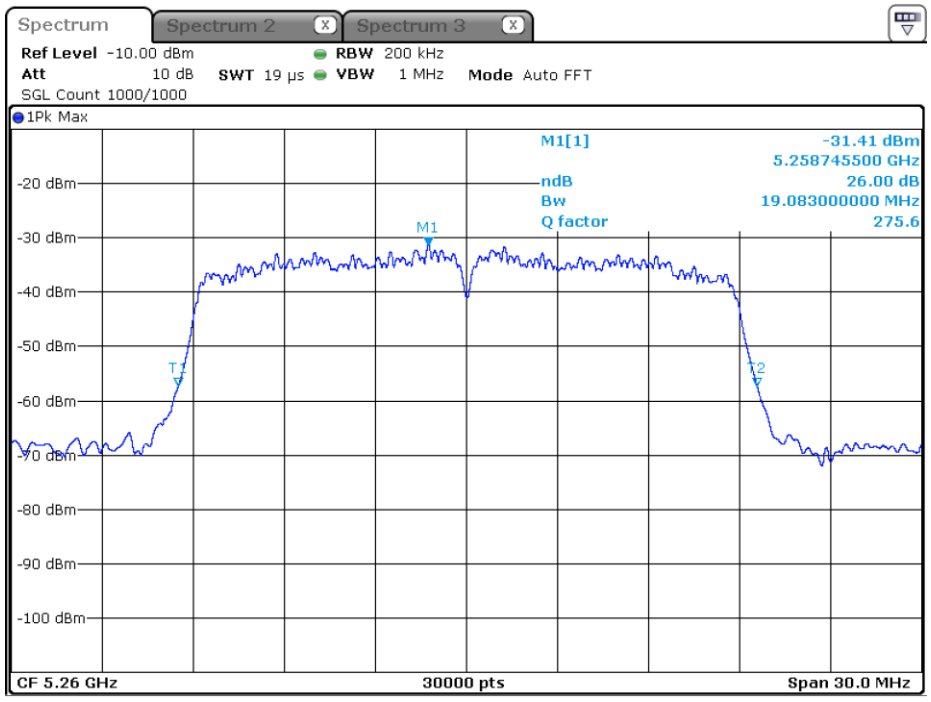

Date: 28.JUL.2016 14:02:47

26dB Bandwidth 802.11n (HT20) 6.5Mbps 5260MHz

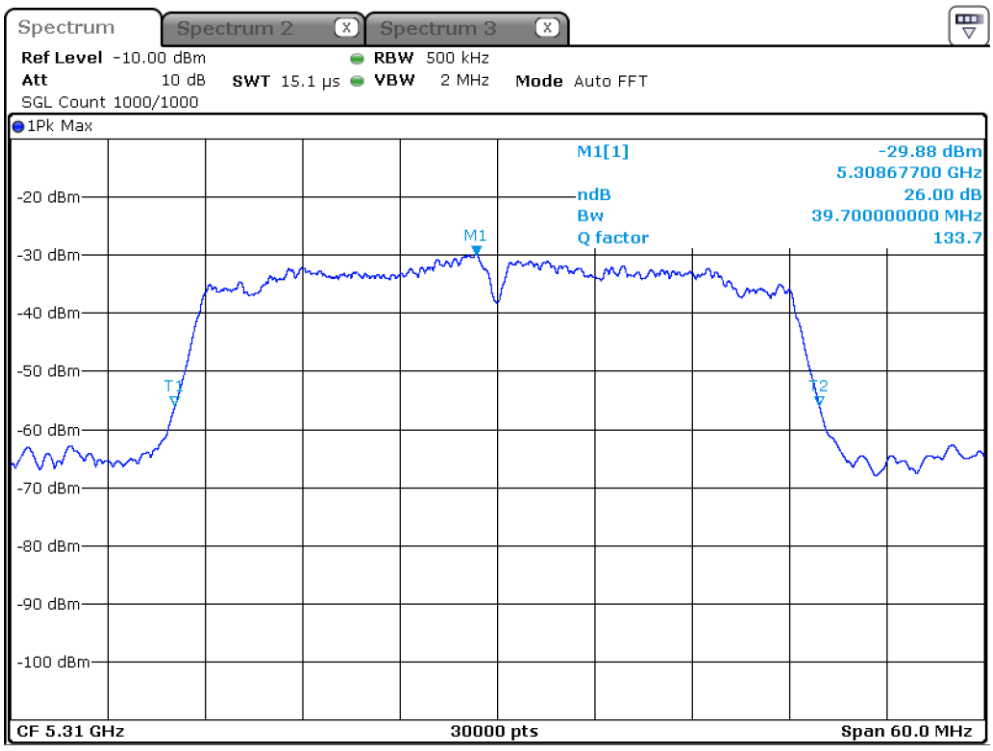

Date: 28.JUL.2016 14:27:49

26dB Bandwidth 802.11n (HT40) 13.5Mbps 5310MHz

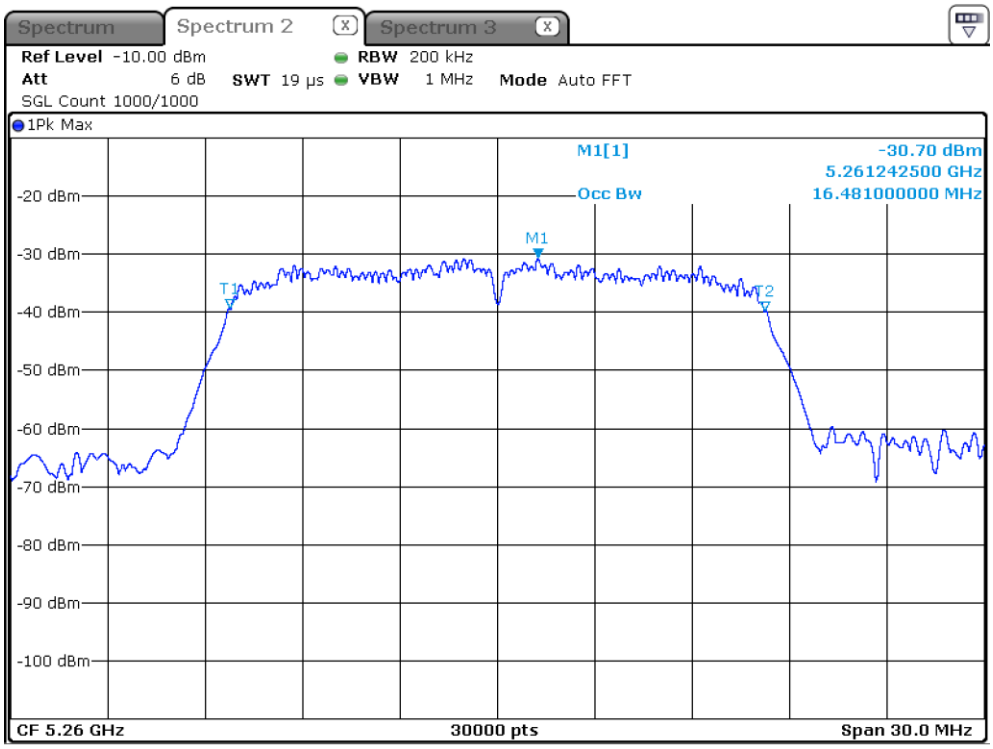

Date: 28.JUL.2016 11:17:41

99% Occupied Bandwidth 802.11a 6Mbps 5260MHz

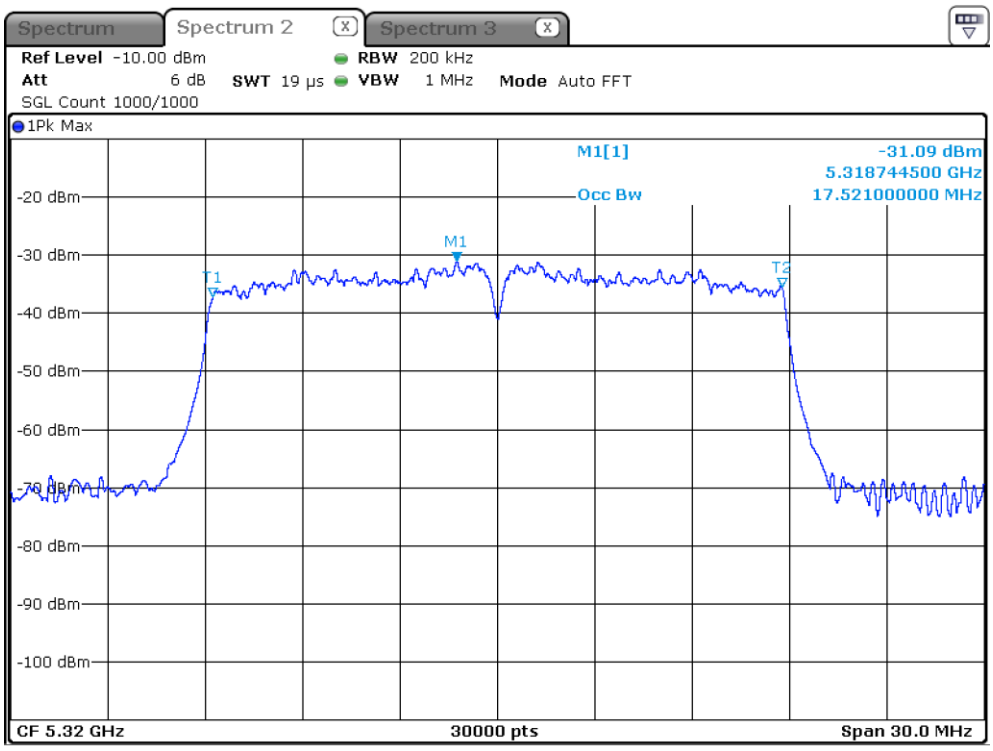

Date: 28.JUL.2016 14:15:39

99% Occupied Bandwidth 802.11n (HT20) 58.5Mbps 5320MHz

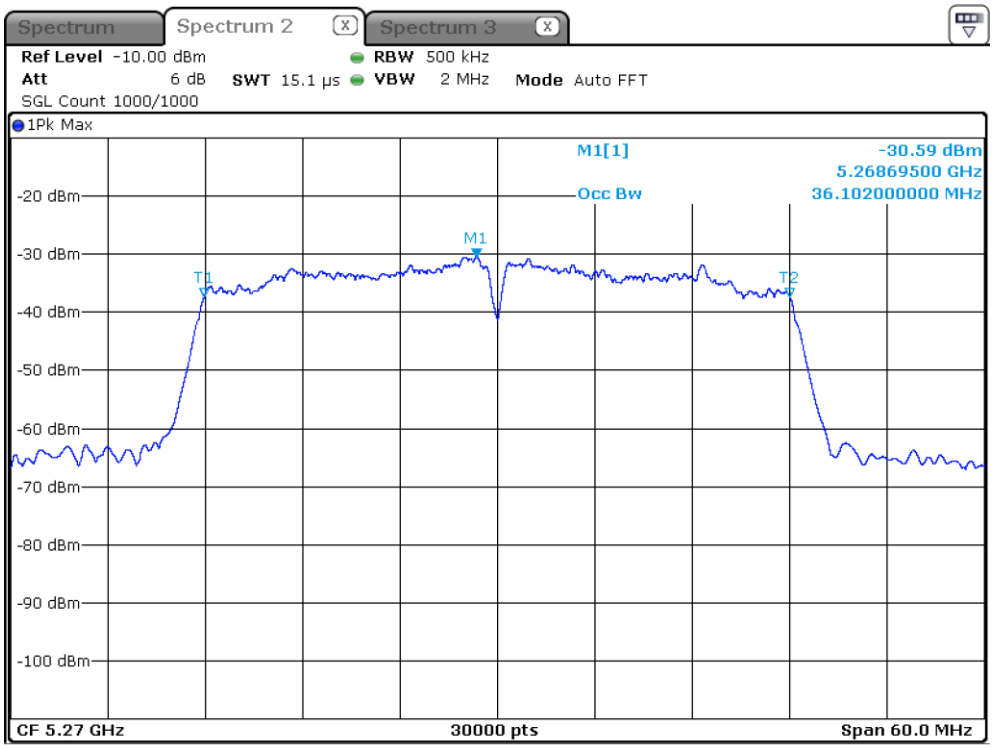

Date: 28.JUL.2016 15:09:29

99% Occupied Bandwidth 802.11n (HT40) 13.5Mbps 5270MHz

UNII-2C Band

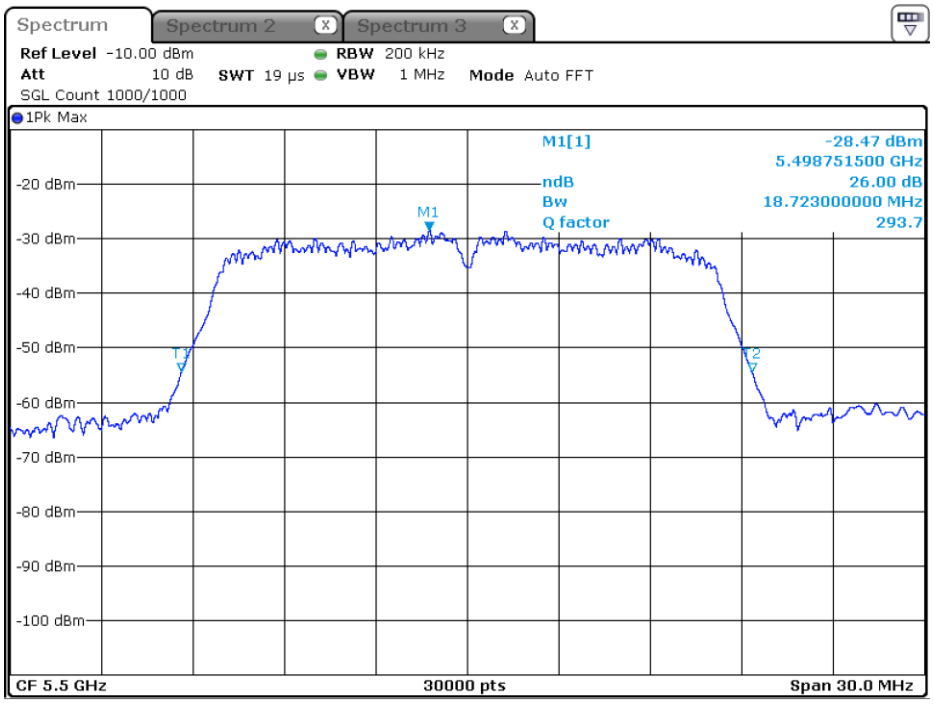

Date: 28.JUL.2016 16:17:35

26dB Bandwidth 802.11a 6Mbps 5500MHz

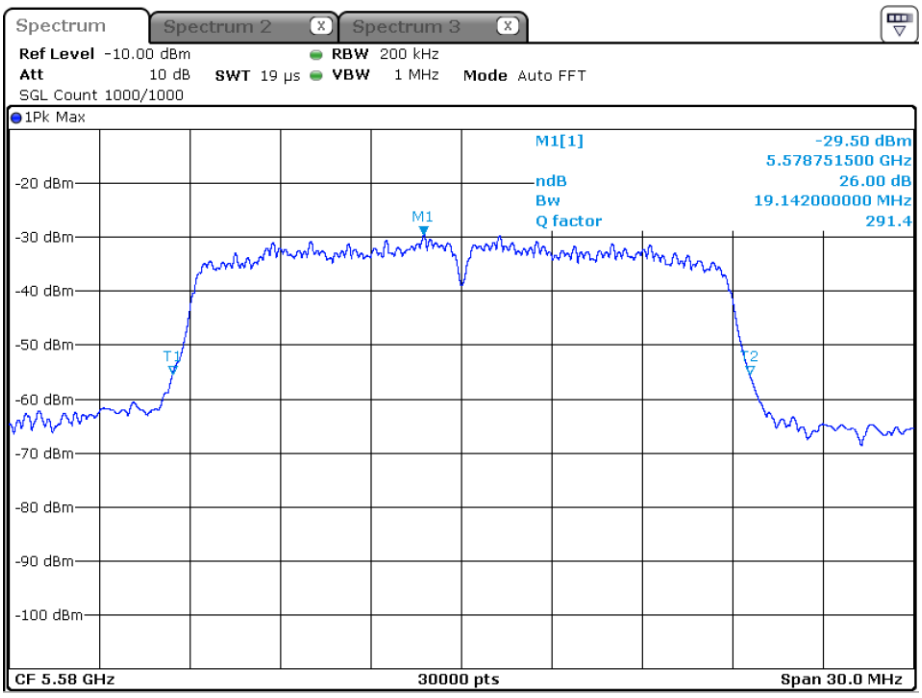

Date: 29.JUL.2016 09:37:29

26dB Bandwidth 802.11n (HT20) 6.5Mbps 5580MHz

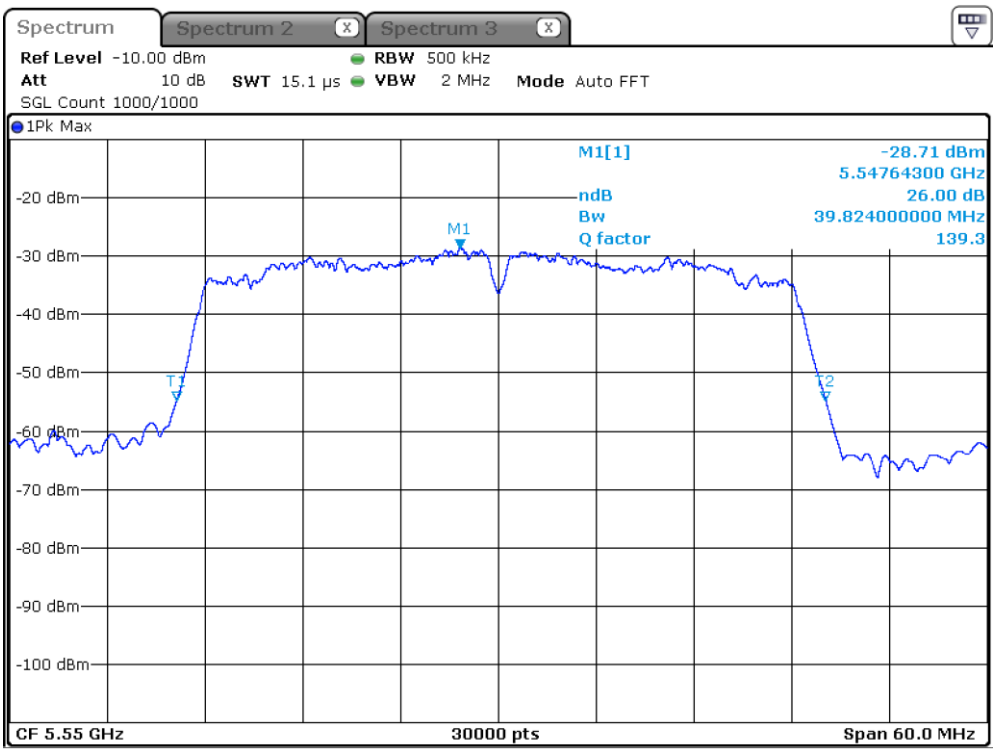

Date: 29.JUL.2016 10:48:09

26dB Bandwidth 802.11n (HT40) 13.5Mbps 5550MHz

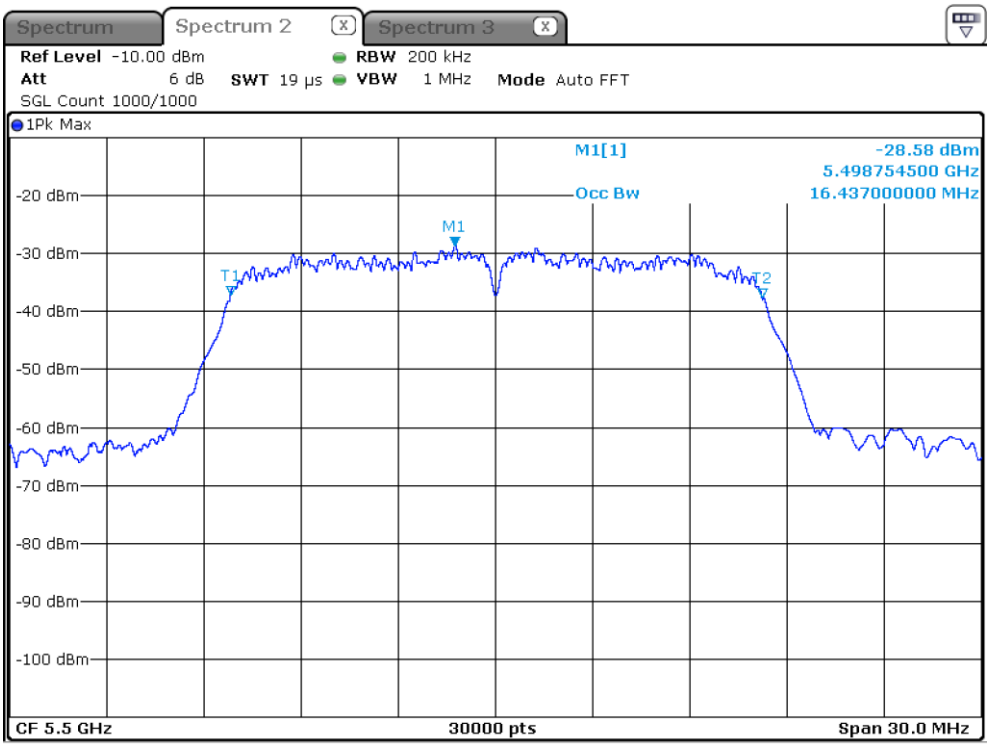

Date: 28.JUL.2016 16:19:38

99% Occupied Bandwidth 802.11a 6Mbps 5500MHz

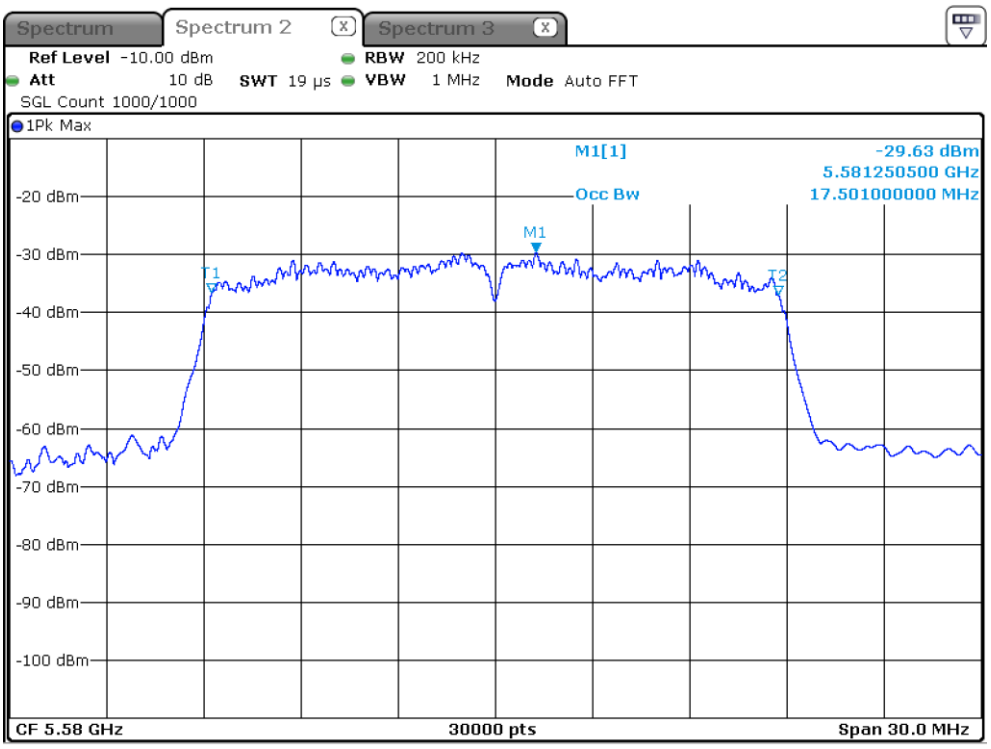

Date: 29.JUL.2016 10:22:02

99% Occupied Bandwidth 802.11n (HT20) 6.5Mbps 5580MHz

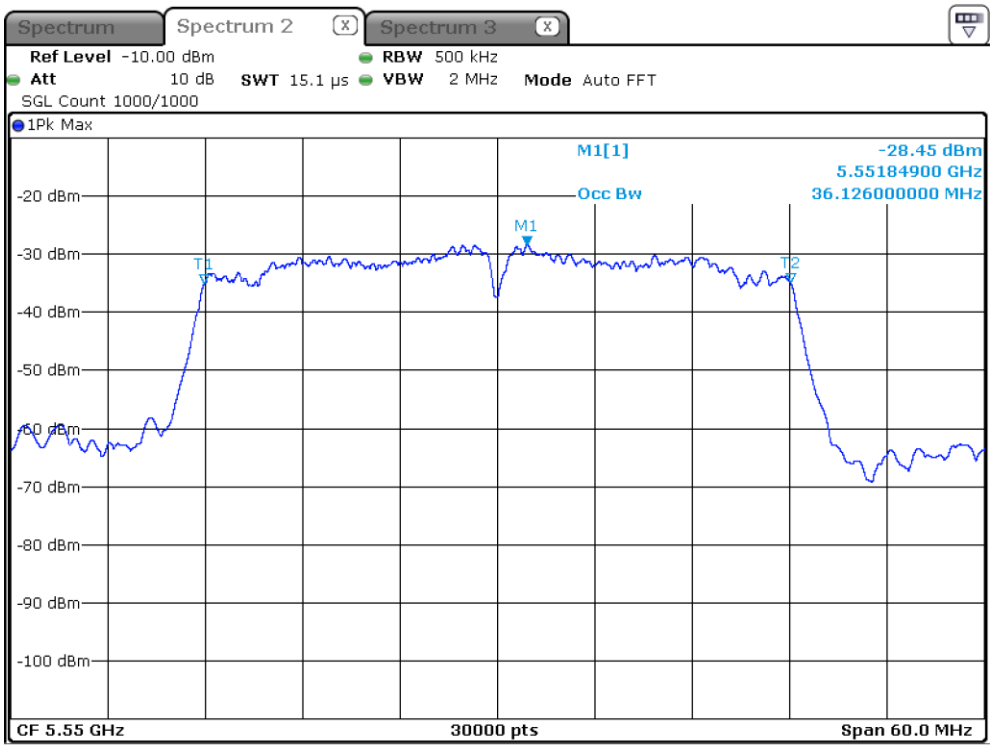

Date: 29.JUL.2016 10:51:57

99% Occupied Bandwidth 802.11n (HT40) 13.5Mbps 5550MHz

UNII-3 Band

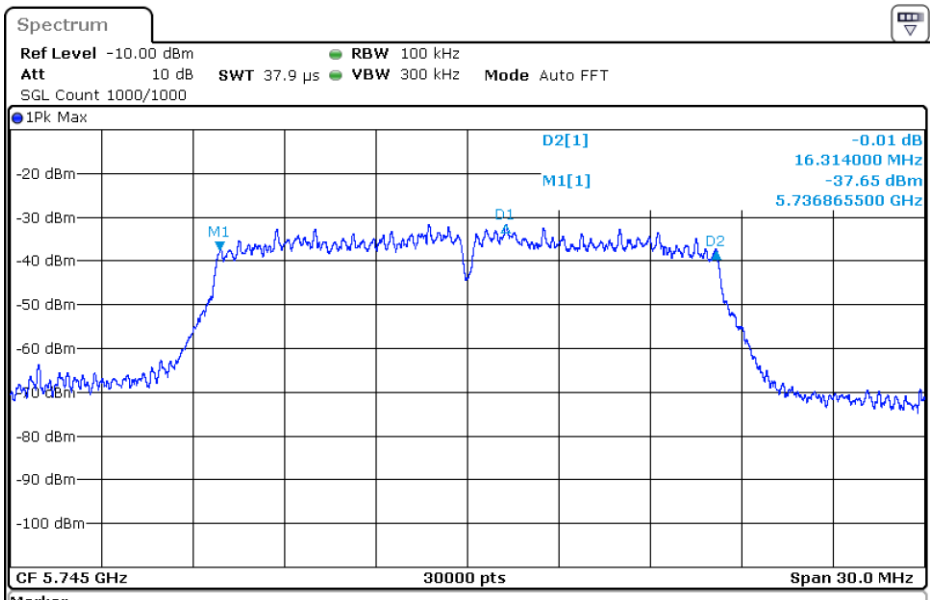

Marker

Type	Ref	Trc	X-value	Y-value	Function	Function Result
M1		1	5.7368655 GHz	-37.65 dBm		
D1	M1	1	9.395 MHz	6.03 dB		
D2	M1	1	16.314 MHz	-0.01 dB		

Date: 1.AUG.2016 10:55:07

6dB Bandwidth 802.11a 48Mbps 5745MHz

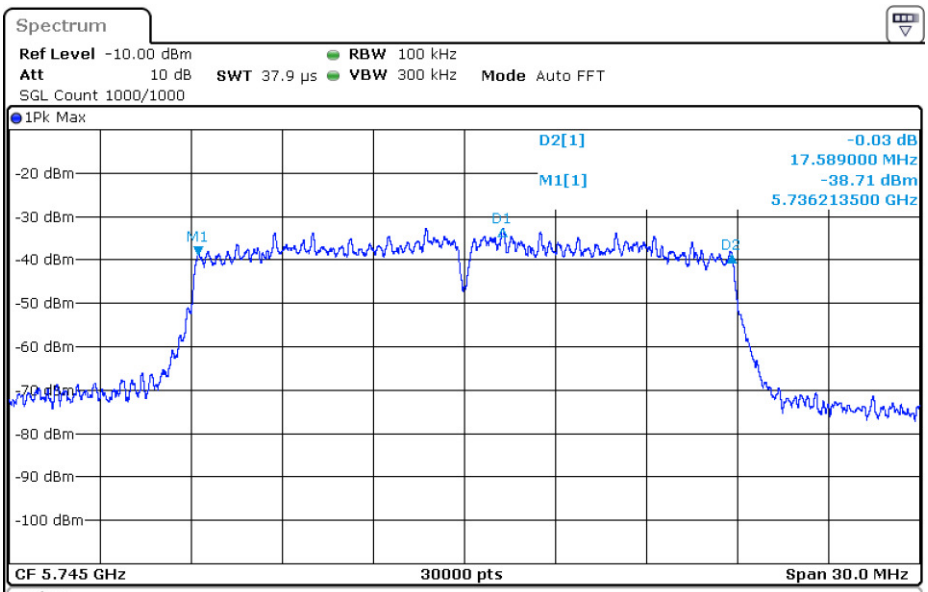

Marker

Type	Ref	Trc	X-value	Y-value	Function	Function Result
M1		1	5.7362135 GHz	-38.71 dBm		
D1	M1	1	10.045 MHz	6.02 dB		
D2	M1	1	17.589 MHz	-0.03 dB		

Date: 1.AUG.2016 11:58:35

6dB Bandwidth 802.11n (HT20) 65Mbps 5745MHz

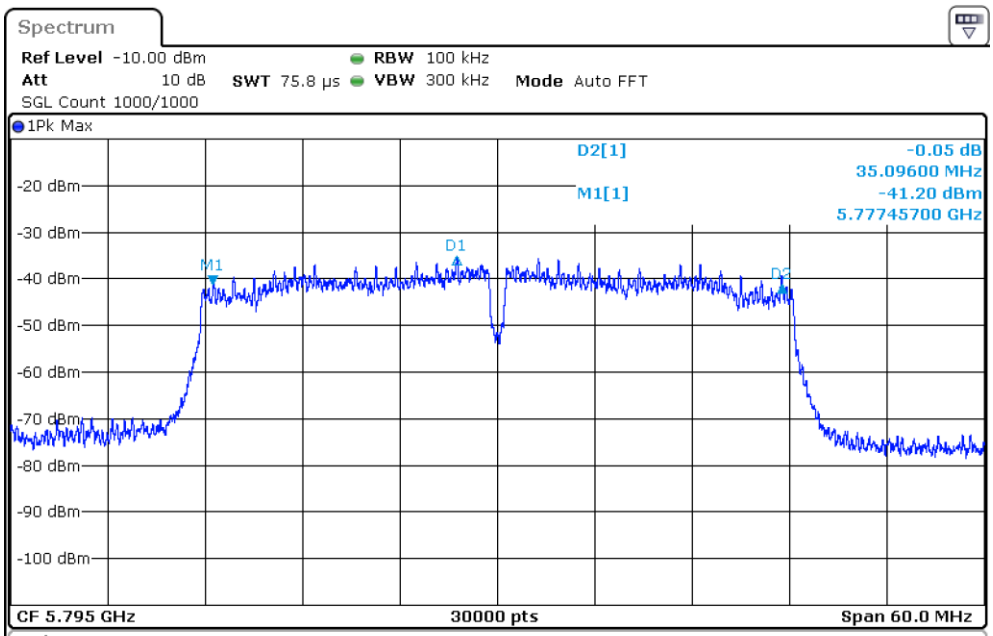

Marker

Type	Ref	Trc	X-value	Y-value	Function	Function Result
M1		1	5.777457 GHz	-41.20 dBm		
D1	M1	1	15.042 MHz	6.09 dB		
D2	M1	1	35.096 MHz	-0.05 dB		

Date: 1.AUG.2016 13:19:50

6dB Bandwidth 802.11n (HT40) 121.5Mbps 5795MHz

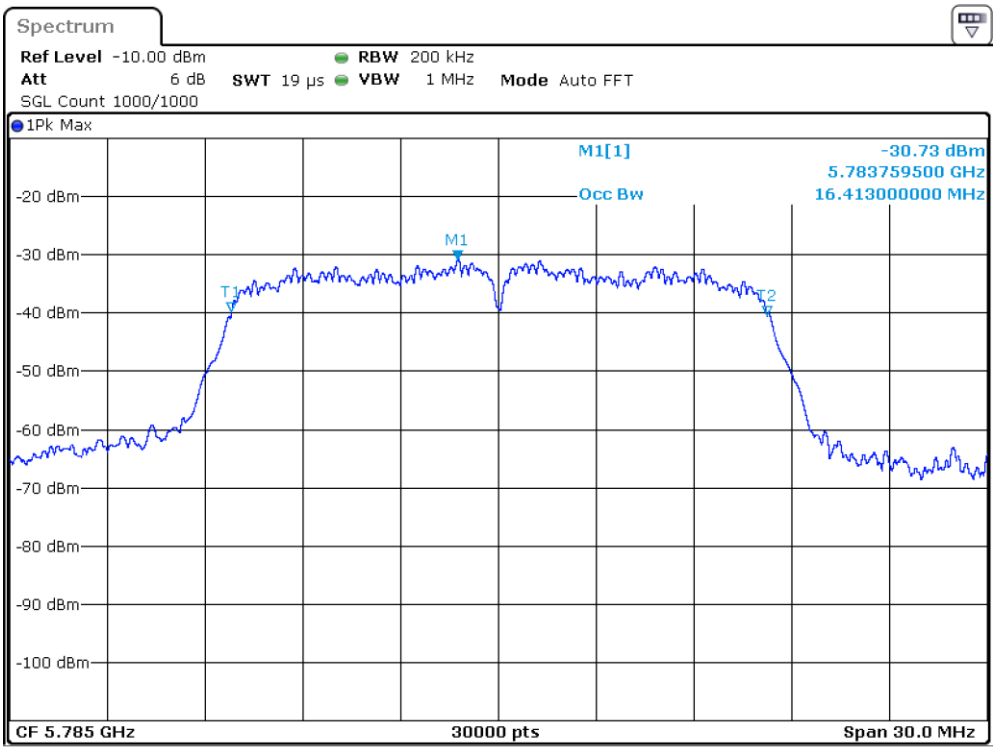

Date: 29.JUL.2016 15:36:20

99% Occupied Bandwidth 802.11a 6Mbps 5785MHz

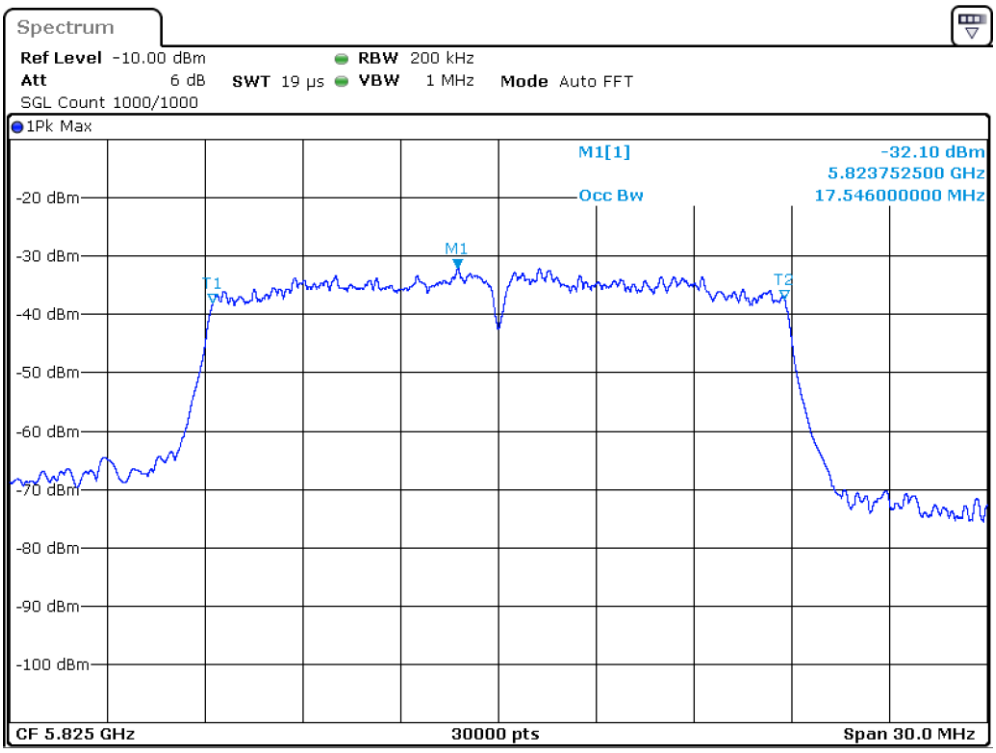

Date: 1.AUG.2016 09:06:14

99% Occupied Bandwidth 802.11n (HT20) 52Mbps 5825MHz

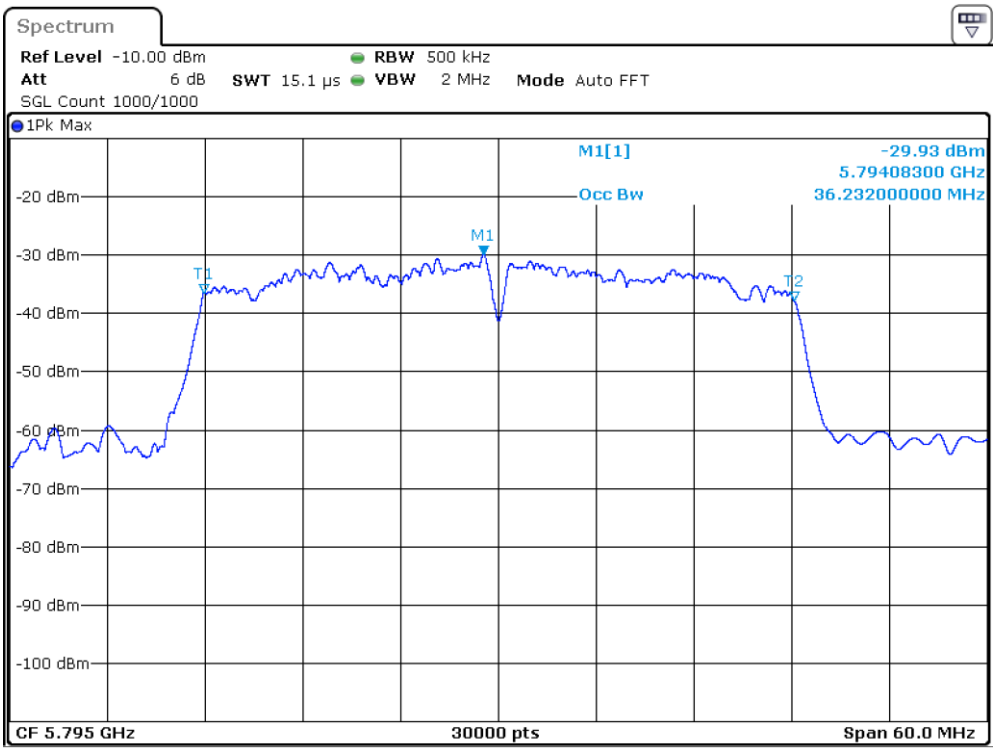

Date: 1.AUG.2016 09:21:47

99% Occupied Bandwidth 802.11n (HT40) 54Mbps 5795MHz

Maximum Conducted Output Power (Average)

Limits:
250mW = 23.98dBm for client devices in the 5.15-5.25GHz band per 15.407(a)(1)(iv).
11dBm + 10logB, where B is the 26dB emission bandwidth in MHz for operations in the 5.25-5.35GHz and 5.47-5.725GHz bands per 15.407(a)(2).
Lowest 26dB emission bandwidth measured in the UNII-2A and UNII-2C bands is 18.53MHz.
Therefore the worst case limit is calculated as 11dBm + 10log(XX) = 23.67dBm.
1W = 30dBm for operations in the 5.725-5.85GHz band per 15.407(a)(3).

MEASUREMENTS / RESULTS

UNII-1 Band

Maximum Conducted Output Power (Average)

Date:	Jul 25 2016	**Company**	Udisense Inc. DBA: Nanit	**Work Order:**	Q1060
Engineer:	Yunus Faziloglu	**EUT:**	Smart Baby Monitor (Model:N101)	**EUT Operating Voltage/Frequency:**	5VDC
Temp:	25.4°C	**Humidity:**	44%	**Pressure:**	1002mbar
Frequency Range:	UNII-1 Band	**Measurement Type:**	Conducted		
Notes:	Powered from support laptop USB port	**Measurement Method:**	FCC KDB 789033 D02 General UNII Test Procedures New Rules v01r02 Section II.E.3b Method PM-G		

Mode	Data Rate Mbps	Frequency (MHz)	Reading (dBm)	Cable Loss (dB)	Attenuator Loss (dB)	Average Output Power (dBm)	Limit (dBm)	Margin (dB)	Result (Pass/Fail)
802.11a	6	5180.0	-18.73	1.9	29.6	**12.77**	23.98	-11.21	Pass
		5200.0	-18.82	1.9	29.6	12.68	23.98	-11.30	Pass
		5240.0	-19.01	1.9	29.6	12.49	23.98	-11.49	Pass
	9	5180.0	-18.78	1.9	29.6	12.72	23.98	-11.26	Pass
		5200.0	-18.91	1.9	29.6	12.59	23.98	-11.39	Pass
		5240.0	-19.07	1.9	29.6	12.43	23.98	-11.55	Pass
	12	5180.0	-18.79	1.9	29.6	12.71	23.98	-11.27	Pass
		5200.0	-18.92	1.9	29.6	12.58	23.98	-11.40	Pass
		5240.0	-19.03	1.9	29.6	12.47	23.98	-11.51	Pass
	18	5180.0	-18.80	1.9	29.6	12.70	23.98	-11.28	Pass
		5200.0	-18.90	1.9	29.6	12.60	23.98	-11.38	Pass
		5240.0	-19.06	1.9	29.6	12.44	23.98	-11.54	Pass
	24	5180.0	-18.81	1.9	29.6	12.69	23.98	-11.29	Pass
		5200.0	-18.94	1.9	29.6	12.56	23.98	-11.42	Pass
		5240.0	-19.08	1.9	29.6	12.42	23.98	-11.56	Pass
	36	5180.0	-18.79	1.9	29.6	12.71	23.98	-11.27	Pass
		5200.0	-18.96	1.9	29.6	12.54	23.98	-11.44	Pass
		5240.0	-19.05	1.9	29.6	12.45	23.98	-11.53	Pass
	48	5180.0	-18.85	1.9	29.6	12.65	23.98	-11.33	Pass
		5200.0	-18.91	1.9	29.6	12.59	23.98	-11.39	Pass
		5240.0	-19.08	1.9	29.6	12.42	23.98	-11.56	Pass
	54	5180.0	-18.80	1.9	29.6	12.70	23.98	-11.28	Pass
		5200.0	-18.95	1.9	29.6	12.55	23.98	-11.43	Pass
		5240.0	-19.06	1.9	29.6	12.44	23.98	-11.54	Pass

Test Site: Wireless Test Room **Cable** UFL to SMA adapter **Attenuator** A2121 **Power Sensor** Boonton A#2108
Average Output Power (dBm)= Reading (dBm) + Cable Loss (dB) + Attenuator Loss (dB)

Maximum Conducted Output Power (Average)

Date:	Jul 25 2016	**Company**	Udisense Inc. DBA: Nanit	**Work Order:**	Q1060
Engineer:	Yunus Faziloglu	**EUT:**	Smart Baby Monitor (Model:N101)	**EUT Operating Voltage/Frequency:**	5VDC
Temp:	25.4°C	**Humidity:**	44%	**Pressure:**	1002mbar
Frequency Range:	UNII-1 Band	**Measurement Type:**	Conducted		
Notes:	Powered from support laptop USB port	**Measurement Method:**	FCC KDB 789033 D02 General UNII Test Procedures New Rules v01r02 Section II.E.3b Method PM-G		

Mode	Data Rate Mbps	Frequency (MHz)	Reading (dBm)	Cable Loss (dB)	Attenuator Loss (dB)	Average Output Power (dBm)	Limit (dBm)	Margin (dB)	Result (Pass/Fail)
802.11n (HT20)	6.5	5180.0	-19.73	1.9	29.6	**11.77**	23.98	-12.21	Pass
		5200.0	-19.97	1.9	29.6	11.53	23.98	-12.45	Pass
		5240.0	-20.15	1.9	29.6	11.35	23.98	-12.63	Pass
	13	5180.0	-19.86	1.9	29.6	11.64	23.98	-12.34	Pass
		5200.0	-20.05	1.9	29.6	11.45	23.98	-12.53	Pass
		5240.0	-20.12	1.9	29.6	11.38	23.98	-12.60	Pass
	19.5	5180.0	-19.82	1.9	29.6	11.68	23.98	-12.30	Pass
		5200.0	-19.96	1.9	29.6	11.54	23.98	-12.44	Pass
		5240.0	-20.06	1.9	29.6	11.44	23.98	-12.54	Pass
	26	5180.0	-19.80	1.9	29.6	11.70	23.98	-12.28	Pass
		5200.0	-19.94	1.9	29.6	11.56	23.98	-12.42	Pass
		5240.0	-20.13	1.9	29.6	11.37	23.98	-12.61	Pass
	39	5180.0	-19.84	1.9	29.6	11.66	23.98	-12.32	Pass
		5200.0	-20.00	1.9	29.6	11.50	23.98	-12.48	Pass
		5240.0	-20.05	1.9	29.6	11.45	23.98	-12.53	Pass
	52	5180.0	-19.91	1.9	29.6	11.59	23.98	-12.39	Pass
		5200.0	-19.96	1.9	29.6	11.54	23.98	-12.44	Pass
		5240.0	-20.12	1.9	29.6	11.38	23.98	-12.60	Pass
	58.5	5180.0	-19.84	1.9	29.6	11.66	23.98	-12.32	Pass
		5200.0	-19.95	1.9	29.6	11.55	23.98	-12.43	Pass
		5240.0	-20.07	1.9	29.6	11.43	23.98	-12.55	Pass
	65	5180.0	-19.81	1.9	29.6	11.69	23.98	-12.29	Pass
		5200.0	-19.97	1.9	29.6	11.53	23.98	-12.45	Pass
		5240.0	-20.09	1.9	29.6	11.41	23.98	-12.57	Pass

Test Site: Wireless Test Room **Cable** UFL to SMA adapter **Attenuator** A2121 **Power Sensor** Boonton A#2108

Average Output Power (dBm)= Reading (dBm) + Cable Loss (dB) + Attenuator Loss (dB)

Maximum Conducted Output Power (Average)

Date:	Jul 25 2016	**Company**	Udisense Inc. DBA: Nanit	**Work Order:**	Q1060
Engineer:	Yunus Faziloglu	**EUT:**	Smart Baby Monitor (Model:N101)	**EUT Operating Voltage/Frequency:**	5VDC
Temp:	25.4°C	**Humidity:**	44%	**Pressure:**	1002mbar
Frequency Range:	UNII-1 Band	**Measurement Type:**	Conducted		
Notes:	Powered from support laptop USB port	**Measurement Method:**	FCC KDB 789033 D02 General UNII Test Procedures New Rules v01r02 Section II.E.3b Method PM-G		

Mode	Data Rate Mbps	Frequency (MHz)	Reading (dBm)	Cable Loss (dB)	Attenuator Loss (dB)	Average Output Power (dBm)	Limit (dBm)	Margin (dB)	Result (Pass/Fail)
802.11n (HT40)	13.5	5190.0	-19.58	1.9	29.6	**11.92**	23.98	-12.06	Pass
		5230.0	-19.79	1.9	29.6	11.71	23.98	-12.27	Pass
	27	5190.0	-19.60	1.9	29.6	11.90	23.98	-12.08	Pass
		5230.0	-19.85	1.9	29.6	11.65	23.98	-12.33	Pass
	40.5	5190.0	-19.63	1.9	29.6	11.87	23.98	-12.11	Pass
		5230.0	-19.80	1.9	29.6	11.70	23.98	-12.28	Pass
	54	5190.0	-19.68	1.9	29.6	11.82	23.98	-12.16	Pass
		5230.0	-19.76	1.9	29.6	11.74	23.98	-12.24	Pass
	81	5190.0	-19.67	1.9	29.6	11.83	23.98	-12.15	Pass
		5230.0	-19.83	1.9	29.6	11.67	23.98	-12.31	Pass
	108	5190.0	-19.69	1.9	29.6	11.81	23.98	-12.17	Pass
		5230.0	-19.90	1.9	29.6	11.60	23.98	-12.38	Pass
	121.5	5190.0	-19.59	1.9	29.6	11.91	23.98	-12.07	Pass
		5230.0	-19.79	1.9	29.6	11.71	23.98	-12.27	Pass
	135	5190.0	-19.75	1.9	29.6	11.75	23.98	-12.23	Pass
		5230.0	-19.88	1.9	29.6	11.62	23.98	-12.36	Pass

Test Site: Wireless Test Room **Cable** UFL to SMA adapter **Attenuator** A2121 **Power Sensor** Boonton A#2108

Average Output Power (dBm)= Reading (dBm) + Cable Loss (dB) + Attenuator Loss (dB)

UNII-2A Band

Maximum Conducted Output Power (Average)

Date:	Jul 25 2016	**Company**	Udisense Inc. DBA: Nanit	**Work Order:**	Q1060
Engineer:	Yunus Faziloglu	**EUT:**	Smart Baby Monitor (Model:N101)	**EUT Operating Voltage/Frequency:**	5VDC
Temp:	25.4°C	**Humidity:**	44%	**Pressure:**	1002mbar
Frequency Range:	UNII-2A Band	**Measurement Type:**	Conducted		
Notes:	Powered from support laptop USB port	**Measurement Method:**	FCC KDB 789033 D02 General UNII Test Procedures New Rules v01r02 Section II.E.3b Method PM-G		

Mode	Data Rate	Frequency	Reading	Cable Loss	Attenuator Loss	Average Output Power	Limit	Margin	Result
	Mbps	(MHz)	(dBm)	(dB)	(dB)	(dBm)	(dBm)	(dB)	(Pass/Fail)
802.11a	6	5260.0	-18.99	1.9	29.6	12.51	23.67	-11.16	Pass
		5300.0	-18.86	1.9	29.6	12.64	23.67	-11.03	Pass
		5320.0	-18.74	1.9	29.6	**12.76**	23.67	-10.91	Pass
	9	5260.0	-19.06	1.9	29.6	12.44	23.67	-11.23	Pass
		5300.0	-18.90	1.9	29.6	12.60	23.67	-11.07	Pass
		5320.0	-18.78	1.9	29.6	12.72	23.67	-10.95	Pass
	12	5260.0	-19.07	1.9	29.6	12.43	23.67	-11.24	Pass
		5300.0	-18.92	1.9	29.6	12.58	23.67	-11.09	Pass
		5320.0	-18.80	1.9	29.6	12.70	23.67	-10.97	Pass
	18	5260.0	-19.04	1.9	29.6	12.46	23.67	-11.21	Pass
		5300.0	-18.98	1.9	29.6	12.52	23.67	-11.15	Pass
		5320.0	-18.76	1.9	29.6	12.74	23.67	-10.93	Pass
	24	5260.0	-19.04	1.9	29.6	12.46	23.67	-11.21	Pass
		5300.0	-18.93	1.9	29.6	12.57	23.67	-11.10	Pass
		5320.0	-18.75	1.9	29.6	12.75	23.67	-10.92	Pass
	36	5260.0	-19.08	1.9	29.6	12.42	23.67	-11.25	Pass
		5300.0	-18.94	1.9	29.6	12.56	23.67	-11.11	Pass
		5320.0	-18.78	1.9	29.6	12.72	23.67	-10.95	Pass
	48	5260.0	-19.05	1.9	29.6	12.45	23.67	-11.22	Pass
		5300.0	-18.90	1.9	29.6	12.60	23.67	-11.07	Pass
		5320.0	-18.81	1.9	29.6	12.69	23.67	-10.98	Pass
	54	5260.0	-19.09	1.9	29.6	12.41	23.67	-11.26	Pass
		5300.0	-18.92	1.9	29.6	12.58	23.67	-11.09	Pass
		5320.0	-18.78	1.9	29.6	12.72	23.67	-10.95	Pass

Test Site: Wireless Test Room **Cable** UFL to SMA adapter **Attenuator** A2121 **Power Sensor** Boonton A#2108

Average Output Power (dBm)= Reading (dBm) + Cable Loss (dB) + Attenuator Loss (dB)

Maximum Conducted Output Power (Average)

Date:	Jul 25 2016	**Company**	Udisense Inc. DBA: Nanit	**Work Order:**	Q1060
Engineer:	Yunus Faziloglu	**EUT:**	Smart Baby Monitor (Model:N101)	**EUT Operating Voltage/Frequency:**	5VDC
Temp:	25.4°C	**Humidity:**	44%	**Pressure:**	1002mbar
Frequency Range:	UNII-2A Band	**Measurement Type:**	Conducted		
Notes:	Powered from support laptop USB port	**Measurement Method:**	FCC KDB 789033 D02 General UNII Test Procedures New Rules v01r02 Section II.E.3b Method PM-G		

Mode	Data Rate Mbps	Frequency (MHz)	Reading (dBm)	Cable Loss (dB)	Attenuator Loss (dB)	Average Output Power (dBm)	Limit (dBm)	Margin (dB)	Result (Pass/Fail)
802.11n (HT20)	6.5	5260.0	-20.01	1.9	29.6	11.49	23.67	-12.18	Pass
		5300.0	-19.89	1.9	29.6	11.61	23.67	-12.06	Pass
		5320.0	-19.73	1.9	29.6	**11.77**	23.67	-11.90	Pass
	13	5260.0	-20.11	1.9	29.6	11.39	23.67	-12.28	Pass
		5300.0	-19.92	1.9	29.6	11.58	23.67	-12.09	Pass
		5320.0	-19.76	1.9	29.6	11.74	23.67	-11.93	Pass
	19.5	5260.0	-20.11	1.9	29.6	11.39	23.67	-12.28	Pass
		5300.0	-19.94	1.9	29.6	11.56	23.67	-12.11	Pass
		5320.0	-19.76	1.9	29.6	11.74	23.67	-11.93	Pass
	26	5260.0	-20.07	1.9	29.6	11.43	23.67	-12.24	Pass
		5300.0	-19.92	1.9	29.6	11.58	23.67	-12.09	Pass
		5320.0	-19.79	1.9	29.6	11.71	23.67	-11.96	Pass
	39	5260.0	-20.01	1.9	29.6	11.49	23.67	-12.18	Pass
		5300.0	-19.92	1.9	29.6	11.58	23.67	-12.09	Pass
		5320.0	-19.77	1.9	29.6	11.73	23.67	-11.94	Pass
	52	5260.0	-20.02	1.9	29.6	11.48	23.67	-12.19	Pass
		5300.0	-19.93	1.9	29.6	11.57	23.67	-12.10	Pass
		5320.0	-19.81	1.9	29.6	11.69	23.67	-11.98	Pass
	58.5	5260.0	-20.10	1.9	29.6	11.40	23.67	-12.27	Pass
		5300.0	-19.91	1.9	29.6	11.59	23.67	-12.08	Pass
		5320.0	-19.80	1.9	29.6	11.70	23.67	-11.97	Pass
	65	5260.0	-20.11	1.9	29.6	11.39	23.67	-12.28	Pass
		5300.0	-19.92	1.9	29.6	11.58	23.67	-12.09	Pass
		5320.0	-19.80	1.9	29.6	11.70	23.67	-11.97	Pass

Test Site: Wireless Test Room **Cable** UFL to SMA adapter **Attenuator** A2121 **Power Sensor** Boonton A#2108

Average Output Power (dBm)= Reading (dBm) + Cable Loss (dB) + Attenuator Loss (dB)

Maximum Conducted Output Power (Average)

Date:	Jul 25 2016	**Company**	Udisense Inc. DBA: Nanit	**Work Order:**	Q1060
Engineer:	Yunus Faziloglu	**EUT:**	Smart Baby Monitor (Model:N101)	**EUT Operating Voltage/Frequency:**	5VDC
Temp:	25.4°C	**Humidity:**	44%	**Pressure:**	1002mbar
Frequency Range:	UNII-2A Band	**Measurement Type:**	Conducted		
Notes:	Powered from support laptop USB port	**Measurement Method:**	FCC KDB 789033 D02 General UNII Test Procedures New Rules v01r02 Section II.E.3b Method PM-G		

Mode	Data Rate Mbps	Frequency (MHz)	Reading (dBm)	Cable Loss (dB)	Attenuator Loss (dB)	Average Output Power (dBm)	Limit (dBm)	Margin (dB)	Result (Pass/Fail)
802.11n (HT40)	13.5	5270.0	-19.80	1.9	29.6	11.70	23.67	-11.97	Pass
		5310.0	-19.56	1.9	29.6	**11.94**	23.67	-11.73	Pass
	27	5270.0	-19.80	1.9	29.6	11.70	23.67	-11.97	Pass
		5310.0	-19.61	1.9	29.6	11.89	23.67	-11.78	Pass
	40.5	5270.0	-19.85	1.9	29.6	11.65	23.67	-12.02	Pass
		5310.0	-19.64	1.9	29.6	11.86	23.67	-11.81	Pass
	54	5270.0	-19.85	1.9	29.6	11.65	23.67	-12.02	Pass
		5310.0	-19.64	1.9	29.6	11.86	23.67	-11.81	Pass
	81	5270.0	-19.89	1.9	29.6	11.61	23.67	-12.06	Pass
		5310.0	-19.64	1.9	29.6	11.86	23.67	-11.81	Pass
	108	5270.0	-19.83	1.9	29.6	11.67	23.67	-12.00	Pass
		5310.0	-19.73	1.9	29.6	11.77	23.67	-11.90	Pass
	121.5	5270.0	-19.87	1.9	29.6	11.63	23.67	-12.04	Pass
		5310.0	-19.66	1.9	29.6	11.84	23.67	-11.83	Pass
	135	5270.0	-19.89	1.9	29.6	11.61	23.67	-12.06	Pass
		5310.0	-19.67	1.9	29.6	11.83	23.67	-11.84	Pass

Test Site: Wireless Test Room **Cable** UFL to SMA adapter **Attenuator** A2121 **Power Sensor** Boonton A#2108

Average Output Power (dBm)= Reading (dBm) + Cable Loss (dB) + Attenuator Loss (dB)

UNII-2C Band

Maximum Conducted Output Power (Average)

Date:	Jul 26 2016	**Company**	Udisense Inc. DBA: Nanit	**Work Order:**	Q1060
Engineer:	Yunus Faziloglu	**EUT:**	Smart Baby Monitor (Model:N101)	**EUT Operating Voltage/Frequency:**	5VDC
Temp:	25.1°C	**Humidity:**	45%	**Pressure:**	1003 mBar
Frequency Range:	UNII-2C Band	**Measurement Type:**	Conducted		
Notes:	Powered from support laptop USB port	**Measurement Method:**	FCC KDB 789033 D02 General UNII Test Procedures New Rules v01r02 Section II.E.3b Method PM-G		

Mode	Data Rate	Frequency	Reading	Cable Loss	Attenuator Loss	Average Output Power	Limit	Margin	Result
	Mbps	(MHz)	(dBm)	(dB)	(dB)	(dBm)	(dBm)	(dB)	(Pass/Fail)
802.11a	6	5500.0	-17.14	1.9	29.6	**14.36**	23.67	-9.31	Pass
		5580.0	-17.56	1.9	29.6	13.94	23.67	-9.73	Pass
		5700.0	-19.49	1.9	29.6	12.01	23.67	-11.66	Pass
	9	5500.0	-17.19	1.9	29.6	14.31	23.67	-9.36	Pass
		5580.0	-17.56	1.9	29.6	13.94	23.67	-9.73	Pass
		5700.0	-19.48	1.9	29.6	12.02	23.67	-11.65	Pass
	12	5500.0	-17.17	1.9	29.6	14.33	23.67	-9.34	Pass
		5580.0	-17.60	1.9	29.6	13.90	23.67	-9.77	Pass
		5700.0	-19.52	1.9	29.6	11.98	23.67	-11.69	Pass
	18	5500.0	-17.20	1.9	29.6	14.30	23.67	-9.37	Pass
		5580.0	-17.61	1.9	29.6	13.89	23.67	-9.78	Pass
		5700.0	-19.50	1.9	29.6	12.00	23.67	-11.67	Pass
	24	5500.0	-17.20	1.9	29.6	14.30	23.67	-9.37	Pass
		5580.0	-17.58	1.9	29.6	13.92	23.67	-9.75	Pass
		5700.0	-19.51	1.9	29.6	11.99	23.67	-11.68	Pass
	36	5500.0	-17.17	1.9	29.6	14.33	23.67	-9.34	Pass
		5580.0	-17.58	1.9	29.6	13.92	23.67	-9.75	Pass
		5700.0	-19.49	1.9	29.6	12.01	23.67	-11.66	Pass
	48	5500.0	-17.18	1.9	29.6	14.32	23.67	-9.35	Pass
		5580.0	-17.56	1.9	29.6	13.94	23.67	-9.73	Pass
		5700.0	-19.49	1.9	29.6	12.01	23.67	-11.66	Pass
	54	5500.0	-17.18	1.9	29.6	14.32	23.67	-9.35	Pass
		5580.0	-17.58	1.9	29.6	13.92	23.67	-9.75	Pass
		5700.0	-19.51	1.9	29.6	11.99	23.67	-11.68	Pass

Test Site: Wireless Test Room **Cable** UFL to SMA adapter **Attenuator** A2121 **Power Sensor** Boonton A#2108

Average Output Power (dBm)= Reading (dBm) + Cable Loss (dB) + Attenuator Loss (dB)

Maximum Conducted Output Power (Average)

Date:	Jul 26 2016	**Company**	Udisense Inc. DBA: Nanit	**Work Order:**	Q1060
Engineer:	Yunus Faziloglu	**EUT:**	Smart Baby Monitor (Model:N101)	**EUT Operating Voltage/Frequency:**	5VDC
Temp:	25.1°C	**Humidity:**	45%	**Pressure:**	1003 mBar
Frequency Range:	UNII-2C Band	**Measurement Type:**	Conducted		
Notes:	Powered from support laptop USB port	**Measurement Method:**	FCC KDB 789033 D02 General UNII Test Procedures New Rules v01r02 Section II.E.3b Method PM-G		

Mode	Data Rate	Frequency	Reading	Cable Loss	Attenuator Loss	Average Output Power	Limit	Margin	Result
	Mbps	(MHz)	(dBm)	(dB)	(dB)	(dBm)	(dBm)	(dB)	(Pass/Fail)
802.11n (HT20)	6.5	5500.0	-18.22	1.9	29.6	**13.28**	23.67	-10.39	Pass
		5580.0	-18.64	1.9	29.6	12.86	23.67	-10.81	Pass
		5700.0	-20.52	1.9	29.6	10.98	23.67	-12.69	Pass
	13	5500.0	-18.25	1.9	29.6	13.25	23.67	-10.42	Pass
		5580.0	-18.67	1.9	29.6	12.83	23.67	-10.84	Pass
		5700.0	-20.57	1.9	29.6	10.93	23.67	-12.74	Pass
	19.5	5500.0	-18.25	1.9	29.6	13.25	23.67	-10.42	Pass
		5580.0	-18.64	1.9	29.6	12.86	23.67	-10.81	Pass
		5700.0	-20.58	1.9	29.6	10.92	23.67	-12.75	Pass
	26	5500.0	-18.26	1.9	29.6	13.24	23.67	-10.43	Pass
		5580.0	-18.67	1.9	29.6	12.83	23.67	-10.84	Pass
		5700.0	-20.57	1.9	29.6	10.93	23.67	-12.74	Pass
	39	5500.0	-18.25	1.9	29.6	13.25	23.67	-10.42	Pass
		5580.0	-18.70	1.9	29.6	12.80	23.67	-10.87	Pass
		5700.0	-20.56	1.9	29.6	10.94	23.67	-12.73	Pass
	52	5500.0	-18.23	1.9	29.6	13.27	23.67	-10.40	Pass
		5580.0	-18.67	1.9	29.6	12.83	23.67	-10.84	Pass
		5700.0	-20.55	1.9	29.6	10.95	23.67	-12.72	Pass
	58.5	5500.0	-18.24	1.9	29.6	13.26	23.67	-10.41	Pass
		5580.0	-18.64	1.9	29.6	12.86	23.67	-10.81	Pass
		5700.0	-20.58	1.9	29.6	10.92	23.67	-12.75	Pass
	65	5500.0	-18.26	1.9	29.6	13.24	23.67	-10.43	Pass
		5580.0	-18.66	1.9	29.6	12.84	23.67	-10.83	Pass
		5700.0	-20.54	1.9	29.6	10.96	23.67	-12.71	Pass

Test Site: Wireless Test Room **Cable** UFL to SMA adapter **Attenuator** A2121 **Power Sensor** Boonton A#2108

Average Output Power (dBm)= Reading (dBm) + Cable Loss (dB) + Attenuator Loss (dB)

Maximum Conducted Output Power (Average)

Date:	Jul 26 2016	**Company**	Udisense Inc. DBA: Nanit	**Work Order:**	Q1060
Engineer:	Yunus Faziloglu	**EUT:**	Smart Baby Monitor (Model:N101)	**EUT Operating Voltage/Frequency:**	5VDC
Temp:	25.1°C	**Humidity:**	45%	**Pressure:**	1003 mBar
Frequency Range:	UNII-2C Band	**Measurement Type:**	Conducted		
Notes:	Powered from support laptop USB port	**Measurement Method:**	FCC KDB 789033 D02 General UNII Test Procedures New Rules v01r02 Section II.E.3b Method PM-G		

Mode	Data Rate Mbps	Frequency (MHz)	Reading (dBm)	Cable Loss (dB)	Attenuator Loss (dB)	Average Output Power (dBm)	Limit (dBm)	Margin (dB)	Result (Pass/Fail)
802.11n (HT40)	13.5	5510.0	-17.91	1.9	29.6	**13.59**	23.67	-10.08	Pass
		5550.0	-18.09	1.9	29.6	13.41	23.67	-10.26	Pass
		5670.0	-19.79	1.9	29.6	11.71	23.67	-11.96	Pass
	27	5510.0	-17.97	1.9	29.6	13.53	23.67	-10.14	Pass
		5550.0	-18.06	1.9	29.6	13.44	23.67	-10.23	Pass
		5670.0	-19.77	1.9	29.6	11.73	23.67	-11.94	Pass
	40.5	5510.0	-17.98	1.9	29.6	13.52	23.67	-10.15	Pass
		5550.0	-18.14	1.9	29.6	13.36	23.67	-10.31	Pass
		5670.0	-19.76	1.9	29.6	11.74	23.67	-11.93	Pass
	54	5510.0	-17.97	1.9	29.6	13.53	23.67	-10.14	Pass
		5550.0	-18.08	1.9	29.6	13.42	23.67	-10.25	Pass
		5670.0	-19.71	1.9	29.6	11.79	23.67	-11.88	Pass
	81	5510.0	-17.94	1.9	29.6	13.56	23.67	-10.11	Pass
		5550.0	-18.03	1.9	29.6	13.47	23.67	-10.20	Pass
		5670.0	-19.78	1.9	29.6	11.72	23.67	-11.95	Pass
	108	5510.0	-17.94	1.9	29.6	13.56	23.67	-10.11	Pass
		5550.0	-17.98	1.9	29.6	13.52	23.67	-10.15	Pass
		5670.0	-19.80	1.9	29.6	11.70	23.67	-11.97	Pass
	121.5	5510.0	-17.92	1.9	29.6	13.58	23.67	-10.09	Pass
		5550.0	-18.00	1.9	29.6	13.50	23.67	-10.17	Pass
		5670.0	-19.79	1.9	29.6	11.71	23.67	-11.96	Pass
	135	5510.0	-17.99	1.9	29.6	13.51	23.67	-10.16	Pass
		5550.0	-18.08	1.9	29.6	13.42	23.67	-10.25	Pass
		5670.0	-19.74	1.9	29.6	11.76	23.67	-11.91	Pass

Test Site: Wireless Test Room **Cable** UFL to SMA adapter **Attenuator** A2121 **Power Sensor** Boonton A#2108

Average Output Power (dBm)= Reading (dBm) + Cable Loss (dB) + Attenuator Loss (dB)

UNII-3 Band

Maximum Conducted Output Power (Average)

Date:	Jul 26 2016	**Company**	Udisense Inc. DBA: Nanit	**Work Order:**	Q1060
Engineer:	Yunus Faziloglu	**EUT:**	Smart Baby Monitor (Model:N101)	**EUT Operating Voltage/Frequency:**	5VDC
Temp:	25.1°C	**Humidity:**	45%	**Pressure:**	1003mbar
Frequency Range:	UNII-3 Band	**Measurement Type:**	Conducted		
Notes:	Powered from support laptop USB port	**Measurement Method:**	FCC KDB 789033 D02 General UNII Test Procedures New Rules v01r02 Section II.E.3b Method PM-G		

Mode	Data Rate	Frequency	Reading	Cable Loss	Attenuator Loss	Average Output Power	Limit	Margin	Result
	Mbps	(MHz)	(dBm)	(dB)	(dB)	(dBm)	(dBm)	(dB)	(Pass/Fail)
802.11a	6	5745.0	-19.97	1.9	29.6	**11.53**	30.0	-18.47	Pass
		5785.0	-20.55	1.9	29.6	10.95	30.0	-19.05	Pass
		5825.0	-20.84	1.9	29.6	10.66	30.0	-19.34	Pass
	9	5745.0	-20.01	1.9	29.6	11.49	30.0	-18.51	Pass
		5785.0	-20.56	1.9	29.6	10.94	30.0	-19.06	Pass
		5825.0	-20.83	1.9	29.6	10.67	30.0	-19.33	Pass
	12	5745.0	-20.06	1.9	29.6	11.44	30.0	-18.56	Pass
		5785.0	-20.58	1.9	29.6	10.92	30.0	-19.08	Pass
		5825.0	-20.84	1.9	29.6	10.66	30.0	-19.34	Pass
	18	5745.0	-20.04	1.9	29.6	11.46	30.0	-18.54	Pass
		5785.0	-20.51	1.9	29.6	10.99	30.0	-19.01	Pass
		5825.0	-20.84	1.9	29.6	10.66	30.0	-19.34	Pass
	24	5745.0	-19.98	1.9	29.6	11.52	30.0	-18.48	Pass
		5785.0	-20.56	1.9	29.6	10.94	30.0	-19.06	Pass
		5825.0	-20.84	1.9	29.6	10.66	30.0	-19.34	Pass
	36	5745.0	-20.00	1.9	29.6	11.50	30.0	-18.50	Pass
		5785.0	-20.54	1.9	29.6	10.96	30.0	-19.04	Pass
		5825.0	-20.86	1.9	29.6	10.64	30.0	-19.36	Pass
	48	5745.0	-19.99	1.9	29.6	11.51	30.0	-18.49	Pass
		5785.0	-20.50	1.9	29.6	11.00	30.0	-19.00	Pass
		5825.0	-20.83	1.9	29.6	10.67	30.0	-19.33	Pass
	54	5745.0	-19.98	1.9	29.6	11.52	30.0	-18.48	Pass
		5785.0	-20.46	1.9	29.6	11.04	30.0	-18.96	Pass
		5825.0	-20.80	1.9	29.6	10.70	30.0	-19.30	Pass

Test Site: Wireless Test Room **Cable** UFL to SMA adapter **Attenuator** A2121 **Power Sensor** Boonton A#2108

Average Output Power (dBm)= Reading (dBm) + Cable Loss (dB) + Attenuator Loss (dB)

Maximum Conducted Output Power (Average)

Date:	Jul 26 2016	**Company**	Udisense Inc. DBA: Nanit	**Work Order:**	Q1060
Engineer:	Yunus Faziloglu	**EUT:**	Smart Baby Monitor (Model:N101)	**EUT Operating Voltage/Frequency:**	5VDC
Temp:	25.1°C	**Humidity:**	45%	**Pressure:**	1003mbar
Frequency Range:	UNII-3 Band	**Measurement Type:**	Conducted		
Notes:	Powered from support laptop USB port	**Measurement Method:**	FCC KDB 789033 D02 General UNII Test Procedures New Rules v01r02 Section II.E.3b Method PM-G		

Mode	Data Rate	Frequency	Reading	Cable Loss	Attenuator Loss	Average Output Power	Limit	Margin	Result
	Mbps	(MHz)	(dBm)	(dB)	(dB)	(dBm)	(dBm)	(dB)	(Pass/Fail)
802.11n (HT20)	6.5	5745.0	-21.13	1.9	29.6	**10.37**	30.0	-19.63	Pass
		5785.0	-21.70	1.9	29.6	9.80	30.0	-20.20	Pass
		5825.0	-22.01	1.9	29.6	9.49	30.0	-20.51	Pass
	13	5745.0	-21.17	1.9	29.6	10.33	30.0	-19.67	Pass
		5785.0	-21.73	1.9	29.6	9.77	30.0	-20.23	Pass
		5825.0	-22.04	1.9	29.6	9.46	30.0	-20.54	Pass
	19.5	5745.0	-21.18	1.9	29.6	10.32	30.0	-19.68	Pass
		5785.0	-21.71	1.9	29.6	9.79	30.0	-20.21	Pass
		5825.0	-22.08	1.9	29.6	9.42	30.0	-20.58	Pass
	26	5745.0	-21.21	1.9	29.6	10.29	30.0	-19.71	Pass
		5785.0	-21.70	1.9	29.6	9.80	30.0	-20.20	Pass
		5825.0	-22.04	1.9	29.6	9.46	30.0	-20.54	Pass
	39	5745.0	-21.21	1.9	29.6	10.29	30.0	-19.71	Pass
		5785.0	-21.73	1.9	29.6	9.77	30.0	-20.23	Pass
		5825.0	-22.02	1.9	29.6	9.48	30.0	-20.52	Pass
	52	5745.0	-21.21	1.9	29.6	10.29	30.0	-19.71	Pass
		5785.0	-21.70	1.9	29.6	9.80	30.0	-20.20	Pass
		5825.0	-22.06	1.9	29.6	9.44	30.0	-20.56	Pass
	58.5	5745.0	-21.20	1.9	29.6	10.30	30.0	-19.70	Pass
		5785.0	-21.71	1.9	29.6	9.79	30.0	-20.21	Pass
		5825.0	-21.97	1.9	29.6	9.53	30.0	-20.47	Pass
	65	5745.0	-21.15	1.9	29.6	10.35	30.0	-19.65	Pass
		5785.0	-21.67	1.9	29.6	9.83	30.0	-20.17	Pass
		5825.0	-22.00	1.9	29.6	9.50	30.0	-20.50	Pass

Test Site: Wireless Test Room **Cable** UFL to SMA adapter **Attenuator** A2121 **Power Sensor** Boonton A#2108

Average Output Power (dBm)= Reading (dBm) + Cable Loss (dB) + Attenuator Loss (dB)

Maximum Conducted Output Power (Average)

Date:	Jul 26 2016	**Company**	Udisense Inc. DBA: Nanit	**Work Order:**	Q1060
Engineer:	Yunus Faziloglu	**EUT:**	Smart Baby Monitor (Model:N101)	**EUT Operating Voltage/Frequency:**	5VDC
Temp:	25.1°C	**Humidity:**	45%	**Pressure:**	1003mbar
Frequency Range:	UNII-3 Band	**Measurement Type:**	Conducted		
Notes:	Powered from support laptop USB port	**Measurement Method:**	FCC KDB 789033 D02 General UNII Test Procedures New Rules v01r02 Section II.E.3b Method PM-G		

Mode	Data Rate	Frequency	Reading	Cable Loss	Attenuator Loss	Average Output Power	Limit	Margin	Result
	Mbps	(MHz)	(dBm)	(dB)	(dB)	(dBm)	(dBm)	(dB)	(Pass/Fail)
802.11n (HT40)	13.5	5755.0	-21.06	1.9	29.6	**10.44**	30.0	-19.56	Pass
		5795.0	-21.50	1.9	29.6	10.00	30.0	-20.00	Pass
	27	5755.0	-21.11	1.9	29.6	10.39	30.0	-19.61	Pass
		5795.0	-21.53	1.9	29.6	9.97	30.0	-20.03	Pass
	40.5	5755.0	-21.12	1.9	29.6	10.38	30.0	-19.62	Pass
		5795.0	-21.50	1.9	29.6	10.00	30.0	-20.00	Pass
	54	5755.0	-21.12	1.9	29.6	10.38	30.0	-19.62	Pass
		5795.0	-21.55	1.9	29.6	9.95	30.0	-20.05	Pass
	81	5755.0	-21.09	1.9	29.6	10.41	30.0	-19.59	Pass
		5795.0	-21.55	1.9	29.6	9.95	30.0	-20.05	Pass
	108	5755.0	-21.11	1.9	29.6	10.39	30.0	-19.61	Pass
		5795.0	-21.49	1.9	29.6	10.01	30.0	-19.99	Pass
	121.5	5755.0	-21.07	1.9	29.6	10.43	30.0	-19.57	Pass
		5795.0	-21.49	1.9	29.6	10.01	30.0	-19.99	Pass
	135	5755.0	-21.11	1.9	29.6	10.39	30.0	-19.61	Pass
		5795.0	-21.55	1.9	29.6	9.95	30.0	-20.05	Pass

Test Site: Wireless Test Room **Cable** UFL to SMA adapter **Attenuator** A2121 **Power Sensor** Boonton A#2108

Average Output Power (dBm)= Reading (dBm) + Cable Loss (dB) + Attenuator Loss (dB)

Rev. 7/4/2016

Preamps /Couplers Attenuators / Filters	Range	MN	Mfr	SN	Asset	Cat	Calibration Due	Calibrated on
API - 30dB 20W Attenuator	9KHz-40GHz	89-30-11	API Weinschel	703	2121	I	2/10/2017	2/10/2016
Meteorological Meters		**MN**	**Mfr**	**SN**	**Asset**	**Cat**	**Calibration Due**	**Calibrated on**
Weather Clock (Pressure Only)		BA928	Oregon Scientific	C3166-1	831	I	4/28/2018	4/28/2016
TH A#2085		HTC-1	HDE		2085	II	4/5/2017	4/5/2016
Power/Noise Meters		**MN**	**Mfr**	**SN**	**Asset**	**Cat**	**Calibration Due**	**Calibrated on**
2108 Power sensor		55006	Boonton	9529	2108	I	12/8/2016	12/8/2015

All equipment is calibrated using standards traceable to NIST or other nationally recognized calibration standard.

Radiated Spurious Emissions

LIMITS

15.407(b)(7): Provisions of 15.205 apply to intentional radiators operating under this section.

Radiated emissions were maximized by rotating the device around 3 orthogonal planes (X, Y and Z) and worst case emissions observed in Z orientation. All the results below are for the worst case orientation.

MEASUREMENTS / RESULTS

Radiated Emissions Table

Date: 29-Aug-16 **Company:** Udisense Inc. DBA: Nanit **Work Order:** Q1060
Engineer: Zac Johnson **EUT Desc:** Smart Baby Monitor (Model: N101) **EUT Operating Voltage/Frequency:** 120V/60Hz
Temp: 23.8C **Humidity:** 45% **Pressure:** 1010mbar
Frequency Range: 30-1000MHz **Measurement Distance:** 3m
Notes: 802.11a 6Mbps 5500MHz (worst case) **EUT Max Freq:** 5825MHz

Antenna Polarization (H / V)	Frequency (MHz)	Reading (dBµV)	Preamp Factor (dB)	Antenna Factor (dB/m)	Cable Factor (dB)	Adjusted Reading (dBµV/m)	Limit (dBµV/m)	Margin (dB)	Result (Pass/Fail)	FCC Class B Limit (dBµV/m)	FCC Class B Margin (dB)	FCC Class B Result (Pass/Fail)
V QP	78.5	44.2	25.3	7.9	0.6	27.4				40.0	-12.6	Pass
H QP	139.1	42.9	25.2	13.3	0.9	31.9				43.5	-11.6	Pass
V QP	168.3	49.4	25.0	11.7	1.0	37.1				43.5	-6.4	Pass
V QP	211.0	49.5	25.1	10.4	1.0	35.8				43.5	-7.7	Pass
H QP	212.4	51.2	25.1	10.5	1.0	37.6				43.5	-5.9	Pass
H QP	272.5	41.8	25.3	13.4	1.2	31.1				46.0	-14.9	Pass
V QP	274.4	45.4	25.2	13.4	1.2	34.8				46.0	-11.2	Pass
V QP	321.0	45.6	25.0	13.8	1.4	35.8				46.0	-10.2	Pass
H QP	322.1	43.6	25.0	13.8	1.4	33.8				46.0	-12.2	Pass
H QP	379.2	42.6	25.0	15.1	1.6	34.3				46.0	-11.7	Pass
V QP	400.0	48.4	25.2	15.6	1.6	40.4				46.0	-5.6	Pass
H QP	650.0	42.6	24.8	20.1	1.8	39.7				46.0	-6.3	Pass

Table Result: Pass by -5.6 dB ***Worst Freq:*** 400.0 MHz

Test Site: EMI Chamber 1 **Cable 1:** Asset #2051 **Cable 2:** Asset #1784 **Cable 3:** ---
Analyzer: A1860 **Preamp:** Blue-Blk **Antenna:** Red-Brown **Preselector:** ---
CSsoft Radiated Emissions Calculator v 1.017.169 Copyright Curtis-Straus LLC 2000
Adjusted Reading = Reading - Preamp Factor + Antenna Factor + Cable Factor

Rev. 8/24/2016

Spectrum Analyzers / Receivers /Preselectors	Range	MN	Mfr	SN	Asset	Cat	Calibration Due	Calibrated on
SA #2 (1860)	9kHz-26.5 GHz	E7405A	Agilent	MY45104916	1860	I	12/23/2016	12/23/2015
Radiated Emissions Sites	**FCC Code**	**IC Code**	**VCCI Code**	**Range**		**Cat**	**Calibration Due**	**Calibrated on**
EMI Chamber 1	719150	2762A-6	A-0015	30-1000MHz		II	3/21/2017	3/21/2015
Preamps /Couplers Attenuators / Filters	**Range**	**MN**	**Mfr**	**SN**	**Asset**	**Cat**	**Calibration Due**	**Calibrated on**
Blue-Black	0.009-2000MHz	ZFL-1000-LN	CS	N/A	800	II	12/27/2016	12/27/2015
Antennas	**Range**	**MN**	**Mfr**	**SN**	**Asset**	**Cat**	**Calibration Due**	**Calibrated on**
Red-Brown Bilog	30-2000MHz	JB1	Sunol	A0032406	1218	I	12/4/2016	12/4/2014
Meteorological Meters		**MN**	**Mfr**	**SN**	**Asset**	**Cat**	**Calibration Due**	**Calibrated on**
Weather Clock (Pressure Only)		BA928	Oregon Scientific	C3166-1	831	I	4/28/2018	4/28/2016
TH A#2080		HTC-1	HDE		2080	II	4/5/2017	4/5/2016
Cables	**Range**		**Mfr**			**Cat**	**Calibration Due**	**Calibrated on**
Asset #1784	9kHz - 18GHz		Florida RF			II	3/7/2017	3/7/2016
Asset #2051	9kHz - 18GHz		Florida RF			II	3/2/2017	3/2/2016

All equipment is calibrated using standards traceable to NIST or other nationally recognized calibration standard.

Radiated Emissions Table

Date: 26-Aug-16 **Company:** Udisense Inc. DBA: Nanit **Work Order:** Q1060
Engineer: Yunus Faziloglu **EUT Desc:** Smart Baby Monitor (Model: N101) **EUT Operating Voltage/Frequency:** 120V/60Hz
Temp: 25.5C **Humidity:** 49% **Pressure:** 1005mbar
Frequency Range: 1-4GHz **Measurement Distance:** 3 m
Notes: UNII-1, UNII-2A, UNII-2C and UNII-3 bands **EUT Max Freq:** 5825MHz
Emissions found were not channel dependent.

Antenna Polarization (H / V)	Frequency (MHz)	Peak Reading (dBµV)	Average Reading (dBµV)	Preamp Factor (dB)	Antenna Factor (dB/m)	Cable Factor (dB)	Adjusted Peak Reading (dBµV/m)	Adjusted Avg Reading (dBµV/m)	FCC Class B High Frequency - Peak Limit (dBµV/m)	FCC Class B High Frequency - Peak Margin (dB)	FCC Class B High Frequency - Peak Result (Pass/Fail)	FCC Class B High Frequency - Average Limit (dBµV/m)	FCC Class B High Frequency - Average Margin (dB)	FCC Class B High Frequency - Average Result (Pass/Fail)
UNII-1 Band 802.11a 6Mbps 5180MHz														
V	1350.0	25.3	16.6	0.0	28.9	2.6	56.8	48.1	74.0	-17.2	Pass	54.0	-5.9	Pass
UNII-2A Band 802.11a 6Mbps 5320MHz				---	---	---	---	---	---	---	---	---	---	---
V	1350.0	25.6	17.4	0.0	28.9	2.6	57.1	48.9	74.0	-16.9	Pass	54.0	-5.1	Pass
UNII-2C Band 802.11a 6Mbps 5500MHz				---	---	---	---	---	---	---	---	---	---	---
V	1350.0	25.4	16.0	0.0	28.9	2.6	56.9	47.5	74.0	-17.1	Pass	54.0	-6.5	Pass
H	3800.0	15.7	8.1	0.0	33.5	5.7	54.9	47.3	74.0	-19.1	Pass	54.0	-6.7	Pass
V	3800.0	18.9	12.2	0.0	33.5	5.7	58.1	51.4	74.0	-15.9	Pass	54.0	-2.6	Pass
UNII-3 Band 802.11a 6Mbps 5745MHz				---	---	---	---	---	---	---	---	---	---	---
V	1350.0	25.3	16.3	0.0	28.9	2.6	56.8	47.8	74.0	-17.2	Pass	54.0	-6.2	Pass
H	3857.0	16.4	9.4	0.0	33.5	6.0	55.9	48.9	74.0	-18.1	Pass	54.0	-5.1	Pass
V	3857.0	18.8	12.9	0.0	33.5	6.0	58.3	52.4	74.0	-15.7	Pass	54.0	-1.6	Pass

Table Result: Pass by -1.6 dB ***Worst Freq:*** 3857.0 MHz

Test Site: EMI Chamber 1 **Cable 1:** Asset #1784 **Cable 2:** Asset #2051 **Cable 3:** ---
Analyzer: A2093 **Preamp:** none **Antenna:** Blue Horn **Preselector:** ---
CSsoft Radiated Emissions Calculator v 1.017.169 Copyright Curtis-Straus LLC 2000
Adjusted Reading = Reading - Preamp Factor + Antenna Factor + Cable Factor
Rev. 9/1/2016

Spectrum Analyzers / Receivers /Preselectors	Range	MN	Mfr	SN	Asset	Cat	Calibration Due	Calibrated on
MXE EMI Receiver	20Hz-26.5GHz	N9038A	Agilent	MY51210181	2093	I	8/9/2017	8/9/2016

Meteorological Meters	MN	Mfr	SN	Asset	Cat	Calibration Due	Calibrated on
Weather Clock (Pressure Only)	BA928	Oregon Scientific	C3166-1	831	I	4/28/2018	4/28/2016
TH A#2080	HTC-1	HDE		2080	II	4/5/2017	4/5/2016

Chambers and Stripline	MN	Mfr	SN	Asset	Cat	Calibration Due	Calibrated on
EMI Chamber 1	DRS2014X8LH	ETS	J1173 - 0002A	1685	II	See RFI Systems	See RFI Systems

Cables	Range	Mfr	Cat	Calibration Due	Calibrated on
Asset #1784	9kHz - 18GHz	Florida RF	II	3/7/2017	3/7/2016
Asset #2051	9kHz - 18GHz	Florida RF	II	3/2/2017	3/2/2016

Antennas	Range	MN	Mfr	SN	Asset	Cat	Calibration Due	Calibrated on
Blue Horn	1-18Ghz	3117	ETS	157647	1861	I	2/8/2017	2/8/2015

All equipment is calibrated using standards traceable to NIST or other nationally recognized calibration standard.

Radiated Emissions Table

Date: 17-Aug-16 **Company:** Udisense Inc. DBA: Nanit **Work Order:** Q1060
Engineer: Yunus Faziloglu **EUT Desc:** Smart Baby Monitor (Model: N101) **EUT Operating Voltage/Frequency:** 120V/60Hz
Temp: 24.8C **Humidity:** 54% **Pressure:** 1005mbar
Frequency Range: Bandedges **Measurement Distance:** 1 m
Notes: Worst case data rates: 802.11a 6Mbps, 802.11n(HT20) 6.5Mbps, 802.11n(HT40) 13.5Mbps **EUT Max Freq:** 5825MHz
UNII-1 and UNII-2A bands

Antenna Polarization (H / V)	Frequency (MHz)	Peak Reading (dBµV)	Average Reading (dBµV)	Preamp Factor (dB)	Antenna Factor (dB/m)	Cable Factor (dB)	Adjusted Peak Reading (dBµV/m)	Adjusted Avg Reading (dBµV/m)	FCC Class B High Frequency - Peak Limit (dBµV/m)	FCC Class B High Frequency - Peak Margin (dB)	FCC Class B High Frequency - Peak Result (Pass/Fail)	FCC Class B High Frequency - Average Limit (dBµV/m)	FCC Class B High Frequency - Average Margin (dB)	FCC Class B High Frequency - Average Result (Pass/Fail)
UNII-1 Band				---	---	---	---	---	---	---	---	---	---	---
802.11a				---	---	---	---	---	---	---	---	---	---	---
H	5150.0	33.5	21.5	0.0	34.6	2.5	70.6	58.6	83.5	-12.9	Pass	63.5	-4.9	Pass
V	5150.0	32.9	21.4	0.0	34.6	2.5	70.0	58.5	83.5	-13.5	Pass	63.5	-5.0	Pass
H	5350.0	32.6	21.5	0.0	34.7	2.6	69.9	58.8	83.5	-13.6	Pass	63.5	-4.7	Pass
V	5350.0	32.4	21.1	0.0	34.7	2.6	69.7	58.4	83.5	-13.8	Pass	63.5	-5.1	Pass
802.11n(HT20)				---	---	---	---	---	---	---	---	---	---	---
H	5150.0	33.6	22.0	0.0	34.6	2.5	70.7	59.1	83.5	-12.8	Pass	63.5	-4.4	Pass
V	5150.0	32.9	21.8	0.0	34.6	2.5	70.0	58.9	83.5	-13.5	Pass	63.5	-4.6	Pass
H	5350.0	34.0	21.3	0.0	34.7	2.6	71.3	58.6	83.5	-12.2	Pass	63.5	-4.9	Pass
V	5350.0	33.1	21.4	0.0	34.7	2.6	70.4	58.7	83.5	-13.1	Pass	63.5	-4.8	Pass
802.11n(HT40)				---	---	---	---	---	---	---	---	---	---	---
H	5150.0	33.9	22.1	0.0	34.6	2.5	71.0	59.2	83.5	-12.5	Pass	63.5	-4.3	Pass
V	5150.0	33.7	21.9	0.0	34.6	2.5	70.8	59.0	83.5	-12.7	Pass	63.5	-4.5	Pass
H	5350.0	33.8	21.3	0.0	34.7	2.6	71.1	58.6	83.5	-12.4	Pass	63.5	-4.9	Pass
V	5350.0	32.8	21.2	0.0	34.7	2.6	70.1	58.5	83.5	-13.4	Pass	63.5	-5.0	Pass
UNII-2A Band				---	---	---	---	---	---	---	---	---	---	---
802.11a				---	---	---	---	---	---	---	---	---	---	---
H	5150.0	34.2	21.7	0.0	34.6	2.5	71.3	58.8	83.5	-12.2	Pass	63.5	-4.7	Pass
V	5150.0	33.7	21.8	0.0	34.6	2.5	70.8	58.9	83.5	-12.7	Pass	63.5	-4.6	Pass
H	5350.0	34.6	21.7	0.0	34.7	2.6	71.9	59.0	83.5	-11.6	Pass	63.5	-4.5	Pass
V	5350.0	33.6	21.5	0.0	34.7	2.6	70.9	58.8	83.5	-12.6	Pass	63.5	-4.7	Pass
802.11n(HT20)				---	---	---	---	---	---	---	---	---	---	---
H	5150.0	33.6	21.7	0.0	34.6	2.5	70.7	58.8	83.5	-12.8	Pass	63.5	-4.7	Pass
V	5150.0	33.8	21.8	0.0	34.6	2.5	70.9	58.9	83.5	-12.6	Pass	63.5	-4.6	Pass
H	5350.0	33.3	21.4	0.0	34.7	2.6	70.6	58.7	83.5	-12.9	Pass	63.5	-4.8	Pass
V	5350.0	32.6	21.2	0.0	34.7	2.6	69.9	58.5	83.5	-13.6	Pass	63.5	-5.0	Pass
802.11n(HT40)				---	---	---	---	---	---	---	---	---	---	---
H	5150.0	33.2	21.8	0.0	34.6	2.5	70.3	58.9	83.5	-13.2	Pass	63.5	-4.6	Pass
V	5150.0	33.3	21.8	0.0	34.6	2.5	70.4	58.9	83.5	-13.1	Pass	63.5	-4.6	Pass
H	5350.0	34.4	21.9	0.0	34.7	2.6	71.7	59.2	83.5	-11.8	Pass	63.5	-4.3	Pass
V	5350.0	32.8	21.4	0.0	34.7	2.6	70.1	58.7	83.5	-13.4	Pass	63.5	-4.8	Pass

Table Result: Pass by -4.3 dB ***Worst Freq:*** 5150.0 MHz

Test Site: EMI Chamber 1 **Cable 1:** EMIR-HIGH-06 **Cable 2:** --- **Cable 3:** ---
Analyzer: A2093 **Preamp:** none **Antenna:** Blue Horn **Preselector:** ---
CSsoft Radiated Emissions Calculator v 1.017.167
Copyright Curtis-Straus LLC 2000
Adjusted Reading = Reading - Preamp Factor + Antenna Factor + Cable Factor

Radiated Emissions Table

Date: 17-Aug-16 **Company:** Udisense Inc. DBA: Nanit **Work Order:** Q1060
Engineer: Yunus Faziloglu **EUT Desc:** Smart Baby Monitor (Model: N101) **EUT Operating Voltage/Frequency:** 120V/60Hz
Temp: 24.8C **Humidity:** 54% **Pressure:** 1005mbar
Frequency Range: Bandedges **Measurement Distance:** 1 m
Notes: Worst case data rates: 802.11a 6Mbps, 802.11n(HT20) 6.5Mbps, 802.11n(HT40) 13.5Mbps **EUT Max Freq:** 5825MHz
UNII-2C and UNII-3 bands

Antenna Polarization (H / V)	Frequency (MHz)	Peak Reading (dBµV)	Average Reading (dBµV)	Preamp Factor (dB)	Antenna Factor (dB/m)	Cable Factor (dB)	Adjusted Peak Reading (dBµV/m)	Adjusted Avg Reading (dBµV/m)	FCC Class B High Frequency - Peak Limit (dBµV/m)	FCC Class B High Frequency - Peak Margin (dB)	FCC Class B High Frequency - Peak Result (Pass/Fail)	FCC Class B High Frequency - Average Limit (dBµV/m)	FCC Class B High Frequency - Average Margin (dB)	FCC Class B High Frequency - Average Result (Pass/Fail)
UNII-2C Band				---	---	---	---	---	---	---	---	---	---	---
802.11a				---	---	---	---	---	---	---	---	---	---	---
H	5460.0	35.8	22.7	0.0	34.8	2.9	73.5	60.4	83.5	-10.0	Pass	63.5	-3.1	Pass
V	5460.0	34.0	22.2	0.0	34.8	2.9	71.7	59.9	83.5	-11.8	Pass	63.5	-3.6	Pass
H	5470.0	38.2	23.8	0.0	34.8	2.9	75.9	61.5	83.5	-7.6	Pass	63.5	-2.0	Pass
V	5470.0	36.0	22.6	0.0	34.8	2.9	73.7	60.3	83.5	-9.8	Pass	63.5	-3.2	Pass
H	5725.0	35.3	22.6	0.0	35.1	3.0	73.4	60.7	83.5	-10.1	Pass	63.5	-2.8	Pass
V	5725.0	34.8	22.5	0.0	35.1	3.0	72.9	60.6	83.5	-10.6	Pass	63.5	-2.9	Pass
802.11n(HT20)				---	---	---	---	---	---	---	---	---	---	---
H	5460.0	33.5	22.0	0.0	34.8	2.9	71.2	59.7	83.5	-12.3	Pass	63.5	-3.8	Pass
V	5460.0	33.1	21.2	0.0	34.8	2.9	70.8	58.9	83.5	-12.7	Pass	63.5	-4.6	Pass
H	5470.0	36.3	22.3	0.0	34.8	2.9	74.0	60.0	83.5	-9.5	Pass	63.5	-3.5	Pass
V	5470.0	34.0	21.8	0.0	34.8	2.9	71.7	59.5	83.5	-11.8	Pass	63.5	-4.0	Pass
H	5725.0	34.5	22.4	0.0	35.1	3.0	72.6	60.5	83.5	-10.9	Pass	63.5	-3.0	Pass
V	5725.0	33.5	22.3	0.0	35.1	3.0	71.6	60.4	83.5	-11.9	Pass	63.5	-3.1	Pass
802.11n(HT40)				---	---	---	---	---	---	---	---	---	---	---
H	5460.0	33.4	22.2	0.0	34.8	2.9	71.1	59.9	83.5	-12.4	Pass	63.5	-3.6	Pass
V	5460.0	33.1	21.9	0.0	34.8	2.9	70.8	59.6	83.5	-12.7	Pass	63.5	-3.9	Pass
H	5470.0	36.0	22.9	0.0	34.8	2.9	73.7	60.6	83.5	-9.8	Pass	63.5	-2.9	Pass
V	5470.0	34.0	22.1	0.0	34.8	2.9	71.7	59.8	83.5	-11.8	Pass	63.5	-3.7	Pass
H	5725.0	33.4	22.5	0.0	35.1	3.0	71.5	60.6	83.5	-12.0	Pass	63.5	-2.9	Pass
V	5725.0	33.3	22.4	0.0	35.1	3.0	71.4	60.5	83.5	-12.1	Pass	63.5	-3.0	Pass
UNII-3 Band				---	---	---	---	---	---	---	---	---	---	---
802.11a				---	---	---	---	---	---	---	---	---	---	---
H	5725.0	36.6	23.0	0.0	35.1	3.0	74.7	61.1	83.5	-8.8	Pass	63.5	-2.4	Pass
V	5725.0	35.6	22.8	0.0	35.1	3.0	73.7	60.9	83.5	-9.8	Pass	63.5	-2.6	Pass
H	5850.0	34.1	21.9	0.0	35.3	3.0	72.4	60.2	83.5	-11.1	Pass	63.5	-3.3	Pass
V	5850.0	33.7	22.0	0.0	35.3	3.0	72.0	60.3	83.5	-11.5	Pass	63.5	-3.2	Pass
802.11n(HT20)				---	---	---	---	---	---	---	---	---	---	---
H	5725.0	36.3	22.9	0.0	35.1	3.0	74.4	61.0	83.5	-9.1	Pass	63.5	-2.5	Pass
V	5725.0	34.0	22.4	0.0	35.1	3.0	72.1	60.5	83.5	-11.4	Pass	63.5	-3.0	Pass
H	5850.0	33.4	22.0	0.0	35.3	3.0	71.7	60.3	83.5	-11.8	Pass	63.5	-3.2	Pass
V	5850.0	33.1	21.9	0.0	35.3	3.0	71.4	60.2	83.5	-12.1	Pass	63.5	-3.3	Pass
802.11n(HT40)				---	---	---	---	---	---	---	---	---	---	---
H	5725.0	36.0	23.1	0.0	35.1	3.0	74.1	61.2	83.5	-9.4	Pass	63.5	-2.3	Pass
V	5725.0	34.1	22.8	0.0	35.1	3.0	72.2	60.9	83.5	-11.3	Pass	63.5	-2.6	Pass
H	5850.0	33.7	21.9	0.0	35.3	3.0	72.0	60.2	83.5	-11.5	Pass	63.5	-3.3	Pass
V	5850.0	33.3	21.8	0.0	35.3	3.0	71.6	60.1	83.5	-11.9	Pass	63.5	-3.4	Pass

Table Result: Pass by -2.0 dB ***Worst Freq:*** 5470.0 MHz

Test Site: EMI Chamber 1 **Cable 1:** EMIR-HIGH-06 **Cable 2:** --- **Cable 3:** ---
Analyzer: A2093 **Preamp:** none **Antenna:** Blue Horn **Preselector:** ---
CSsoft Radiated Emissions Calculator v 1.017.168
Copyright Curtis-Straus LLC 2000
Adjusted Reading = Reading - Preamp Factor + Antenna Factor + Cable Factor

Radiated Emissions Table

Date: 18-Aug-16 **Company:** Udisense Inc. DBA: Nanit **Work Order:** Q1060
Engineer: Yunus Faziloglu **EUT Desc:** Smart Baby Monitor (Model: N101) **EUT Operating Voltage/Frequency:** 120V/60Hz
Temp: 23.8C **Humidity:** 47% **Pressure:** 1005mbar
Frequency Range: 4-18GHz **Measurement Distance:** 1 m
Notes: UNII-1 Band **EUT Max Freq:** 5825MHz
3 channels tested for 802.11a and 802.11n(HT20): 5180MHz (Low), 5200MHz (Middle) and 5240MHz (High)
2 channels tested for 802.11n(HT40): 5190MHz (Low) and 5230MHz (High)

Antenna Polarization (H / V)	Frequency (MHz)	Peak Reading (dBµV)	Average Reading (dBµV)	Preamp Factor (dB)	Antenna Factor (dB/m)	Cable Factor (dB)	Adjusted Peak Reading (dBµV/m)	Adjusted Avg Reading (dBµV/m)	FCC Class B High Frequency - Peak Limit (dBµV/m)	FCC Class B High Frequency - Peak Margin (dB)	FCC Class B High Frequency - Peak Result (Pass/Fail)	FCC Class B High Frequency - Average Limit (dBµV/m)	FCC Class B High Frequency - Average Margin (dB)	FCC Class B High Frequency - Average Result (Pass/Fail)
802.11a 6Mbps				---	---	---	---	---	---	---	---	---	---	---
H	10360.0	24.6	12.0	0.0	38.2	4.2	67.0	54.4	83.5	-16.5	Pass	63.5	-9.1	Pass
V	10360.0	15.2	4.3	0.0	38.2	4.2	57.6	46.7	83.5	-25.9	Pass	63.5	-16.8	Pass
H	10400.0	25.2	12.8	0.0	38.2	4.2	67.6	55.2	83.5	-15.9	Pass	63.5	-8.3	Pass
V	10400.0	14.4	3.9	0.0	38.2	4.2	56.8	46.3	83.5	-26.7	Pass	63.5	-17.2	Pass
H	10480.0	27.8	14.5	0.0	38.3	4.4	70.5	57.2	83.5	-13.0	Pass	63.5	-6.3	Pass
V	10480.0	16.2	5.6	0.0	38.3	4.4	58.9	48.3	83.5	-24.6	Pass	63.5	-15.2	Pass
802.11n(HT20) 6.5Mbps				---	---	---	---	---	---	---	---	---	---	---
H	10360.0	24.4	11.4	0.0	38.2	4.2	66.8	53.8	83.5	-16.7	Pass	63.5	-9.7	Pass
V	10360.0	14.7	4.1	0.0	38.2	4.2	57.1	46.5	83.5	-26.4	Pass	63.5	-17.0	Pass
H	10400.0	24.1	11.1	0.0	38.2	4.2	66.5	53.5	83.5	-17.0	Pass	63.5	-10.0	Pass
V	10400.0	14.3	4.4	0.0	38.2	4.2	56.7	46.8	83.5	-26.8	Pass	63.5	-16.7	Pass
H	10480.0	25.9	12.2	0.0	38.3	4.4	68.6	54.9	83.5	-14.9	Pass	63.5	-8.6	Pass
V	10480.0	15.0	4.2	0.0	38.3	4.4	57.7	46.9	83.5	-25.8	Pass	63.5	-16.6	Pass
802.11n(HT40) 13.5Mbps				---	---	---	---	---	---	---	---	---	---	---
H	10380.0	21.7	9.4	0.0	38.2	4.2	64.1	51.8	83.5	-19.4	Pass	63.5	-11.7	Pass
V	10380.0	14.0	4.2	0.0	38.2	4.2	56.4	46.6	83.5	-27.1	Pass	63.5	-16.9	Pass
H	10460.0	22.9	10.3	0.0	38.3	4.3	65.5	52.9	83.5	-18.0	Pass	63.5	-10.6	Pass
V	10460.0	14.7	4.4	0.0	38.3	4.3	57.3	47.0	83.5	-26.2	Pass	63.5	-16.5	Pass

Table Result: Pass by -6.3 dB ***Worst Freq:*** 10480.0 MHz

Test Site: EMI Chamber 1 **Cable 1:** EMIR-HIGH-06 **Cable 2:** --- **Cable 3:** ---
Analyzer: A2093 **Preamp:** none **Antenna:** Blue Horn **Preselector:** ---
CSsoft Radiated Emissions Calculator v 1.017.168
Copyright Curtis-Straus LLC 2000
Adjusted Reading = Reading - Preamp Factor + Antenna Factor + Cable Factor

Radiated Emissions Table

Date: 18-Aug-16 **Company:** Udisense Inc. DBA: Nanit **Work Order:** Q1060
Engineer: Yunus Faziloglu **EUT Desc:** Smart Baby Monitor (Model: N101) **EUT Operating Voltage/Frequency:** 120V/60Hz
Temp: 23.8C **Humidity:** 47% **Pressure:** 1005mbar
Frequency Range: 4-18GHz **Measurement Distance:** 1 m
Notes: UNII-2A Band **EUT Max Freq:** 5825MHz
3 channels tested for 802.11a and 802.11n(HT20): 5260MHz (Low), 5300MHz (Middle) and 5320MHz (High)
2 channels tested for 802.11n(HT40): 5270MHz (Low) and 5310MHz (High)

Antenna Polarization (H / V)	Frequency (MHz)	Peak Reading (dBµV)	Average Reading (dBµV)	Preamp Factor (dB)	Antenna Factor (dB/m)	Cable Factor (dB)	Adjusted Peak Reading (dBµV/m)	Adjusted Avg Reading (dBµV/m)	FCC Class B High Frequency - Peak Limit (dBµV/m)	FCC Class B High Frequency - Peak Margin (dB)	FCC Class B High Frequency - Peak Result (Pass/Fail)	FCC Class B High Frequency - Average Limit (dBµV/m)	FCC Class B High Frequency - Average Margin (dB)	FCC Class B High Frequency - Average Result (Pass/Fail)
802.11a 6Mbps				---	---	---	---	---	---	---	---	---	---	---
H	10520.0	25.7	12.0	0.0	38.3	4.4	68.4	54.7	83.5	-15.1	Pass	63.5	-8.8	Pass
V	10520.0	17.6	5.8	0.0	38.3	4.4	60.3	48.5	83.5	-23.2	Pass	63.5	-15.0	Pass
H	10600.0	27.8	14.8	0.0	38.4	4.3	70.5	57.5	83.5	-13.0	Pass	63.5	-6.0	Pass
V	10600.0	18.2	6.3	0.0	38.4	4.3	60.9	49.0	83.5	-22.6	Pass	63.5	-14.5	Pass
H	10640.0	26.4	13.4	0.0	38.4	4.4	69.2	56.2	83.5	-14.3	Pass	63.5	-7.3	Pass
V	10640.0	18.3	6.4	0.0	38.4	4.4	61.1	49.2	83.5	-22.4	Pass	63.5	-14.3	Pass
802.11n(HT20) 6.5Mbps				---	---	---	---	---	---	---	---	---	---	---
H	10520.0	25.3	11.8	0.0	38.3	4.4	68.0	54.5	83.5	-15.5	Pass	63.5	-9.0	Pass
V	10520.0	15.7	4.8	0.0	38.3	4.4	58.4	47.5	83.5	-25.1	Pass	63.5	-16.0	Pass
H	10600.0	26.5	12.6	0.0	38.4	4.3	69.2	55.3	83.5	-14.3	Pass	63.5	-8.2	Pass
V	10600.0	17.0	5.4	0.0	38.4	4.3	59.7	48.1	83.5	-23.8	Pass	63.5	-15.4	Pass
H	10640.0	24.8	11.5	0.0	38.4	4.4	67.6	54.3	83.5	-15.9	Pass	63.5	-9.2	Pass
V	10640.0	15.4	4.7	0.0	38.4	4.4	58.2	47.5	83.5	-25.3	Pass	63.5	-16.0	Pass
802.11n(HT40) 13.5Mbps				---	---	---	---	---	---	---	---	---	---	---
H	10540.0	22.9	10.0	0.0	38.3	4.4	65.6	52.7	83.5	-17.9	Pass	63.5	-10.8	Pass
V	10540.0	15.4	5.0	0.0	38.3	4.4	58.1	47.7	83.5	-25.4	Pass	63.5	-15.8	Pass
H	10620.0	23.0	9.9	0.0	38.4	4.3	65.7	52.6	83.5	-17.8	Pass	63.5	-10.9	Pass
V	10620.0	14.9	4.8	0.0	38.4	4.3	57.6	47.5	83.5	-25.9	Pass	63.5	-16.0	Pass

Table Result: Pass by -6.0 dB ***Worst Freq:*** 10600.0 MHz

Test Site: EMI Chamber 1 **Cable 1:** EMIR-HIGH-06 **Cable 2:** --- **Cable 3:** ---
Analyzer: A2093 **Preamp:** none **Antenna:** Blue Horn **Preselector:** ---
CSsoft Radiated Emissions Calculator v 1.017.168
Copyright Curtis-Straus LLC 2000
Adjusted Reading = Reading - Preamp Factor + Antenna Factor + Cable Factor

Radiated Emissions Table

Date: 24-Aug-16 **Company:** Udisense Inc. DBA: Nanit **Work Order:** Q1060
Engineer: Yunus Faziloglu **EUT Desc:** Smart Baby Monitor (Model: N101) **EUT Operating Voltage/Frequency:** 120V/60Hz
Temp: 24.1C **Humidity:** 46% **Pressure:** 1010mbar
Frequency Range: 4-18GHz **Measurement Distance:** 1 m
Notes: UNII-2C Band **EUT Max Freq:** 5825MHz

Antenna Polarization (H / V)	Frequency (MHz)	Peak Reading (dBµV)	Average Reading (dBµV)	Preamp Factor (dB)	Antenna Factor (dB/m)	Cable Factor (dB)	Adjusted Peak Reading (dBµV/m)	Adjusted Avg Reading (dBµV/m)	FCC Class B High Frequency - Peak Limit (dBµV/m)	FCC Class B High Frequency - Peak Margin (dB)	FCC Class B High Frequency - Peak Result (Pass/Fail)	FCC Class B High Frequency - Average Limit (dBµV/m)	FCC Class B High Frequency - Average Margin (dB)	FCC Class B High Frequency - Average Result (Pass/Fail)
No emissions found				---	---	---	---	---	---	---	---	---	---	---

Table Result: Pass by dB ***Worst Freq:*** MHz

Test Site: EMI Chamber 2 **Cable 1:** EMIR-HIGH-06 **Cable 2:** --- **Cable 3:** ---
Analyzer: A2093 **Preamp:** none **Antenna:** Blue Horn **Preselector:** ---
CSsoft Radiated Emissions Calculator v 1.017.168 Copyright Curtis-Straus LLC 2000
Adjusted Reading = Reading - Preamp Factor + Antenna Factor + Cable Factor

Radiated Emissions Table

Date: 24-Aug-16 **Company:** Udisense Inc. DBA: Nanit **Work Order:** Q1060
Engineer: Yunus Faziloglu **EUT Desc:** Smart Baby Monitor (Model: N101) **EUT Operating Voltage/Frequency:** 120V/60Hz
Temp: 24.1C **Humidity:** 46% **Pressure:** 1010mbar
Frequency Range: 4-18GHz **Measurement Distance:** 1 m
Notes: UNII-3 Band **EUT Max Freq:** 5825MHz

Antenna Polarization (H / V)	Frequency (MHz)	Peak Reading (dBµV)	Average Reading (dBµV)	Preamp Factor (dB)	Antenna Factor (dB/m)	Cable Factor (dB)	Adjusted Peak Reading (dBµV/m)	Adjusted Avg Reading (dBµV/m)	FCC Class B High Frequency - Peak Limit (dBµV/m)	FCC Class B High Frequency - Peak Margin (dB)	FCC Class B High Frequency - Peak Result (Pass/Fail)	FCC Class B High Frequency - Average Limit (dBµV/m)	FCC Class B High Frequency - Average Margin (dB)	FCC Class B High Frequency - Average Result (Pass/Fail)
No emissions found				---	---	---	---	---	---	---	---	---	---	---

Table Result: Pass by dB ***Worst Freq:*** MHz

Test Site: EMI Chamber 2 **Cable 1:** EMIR-HIGH-06 **Cable 2:** --- **Cable 3:** ---
Analyzer: A2093 **Preamp:** none **Antenna:** Blue Horn **Preselector:** ---
CSsoft Radiated Emissions Calculator v 1.017.168 Copyright Curtis-Straus LLC 2000
Adjusted Reading = Reading - Preamp Factor + Antenna Factor + Cable Factor

Rev. 9/1/2016

Spectrum Analyzers / Receivers /Preselectors	Range	MN	Mfr	SN	Asset	Cat	Calibration Due	Calibrated on
MXE EMI Receiver	20Hz-26.5GHz	N9038A	Agilent	MY51210181	2093	I	8/9/2017	8/9/2016

Antennas	Range	MN	Mfr	SN	Asset	Cat	Calibration Due	Calibrated on
Blue Horn	1-18Ghz	3117	ETS	157647	1861	I	2/8/2017	2/8/2015

Cables	Range		Mfr			Cat	Calibration Due	Calibrated on
REMI-High-06	1 - 26.5GHz	TRU-21B0707-120	TRU			II	8/14/2017	8/14/2016

Meteorological Meters	MN	Mfr	SN	Asset	Cat	Calibration Due	Calibrated on
Weather Clock (Pressure Only)	BA928	Oregon Scientific	C3166-1	831	I	4/28/2018	4/28/2016
TH A#2080	HTC-1	HDE		2080	II	4/5/2017	4/5/2016

Chambers and Stripline	MN	Mfr	SN	Asset	Cat	Calibration Due	Calibrated on
EMI Chamber 1	DRS2014X8LH	ETS	J1173 - 0002A	1685	II	See RFI Systems	See RFI Systems
EMI Chamber 2	DRS2014X8LH	ETS	J1173 - 0002B	1686	II	See RFI Systems	See RFI Systems

All equipment is calibrated using standards traceable to NIST or other nationally recognized calibration standard.

Radiated Emissions Table

Date: 29-Aug-16 **Company:** Udisense Inc. DBA: Nanit **Work Order:** Q1060
Engineer: Zac Johnson **EUT Desc:** Smart Baby Monitor (Model: N101) **EUT Operating Voltage/Frequency:** 120V/60Hz
Temp: 23.8C **Humidity:** 45% **Pressure:** 1010mbar
Frequency Range: 18-26.5GHz **Measurement Distance:** 0.1m
Notes: 802.11a 6Mbps 5500MHz (worst case) **EUT Max Freq:** 5825MHz

Antenna Polarization (H / V)	Frequency (MHz)	Peak Reading (dBµV)	Average Reading (dBµV)	Preamp Factor (dB)	Antenna Factor (dB/m)	Cable Factor (dB)	Adjusted Peak Reading (dBµV/m)	Adjusted Avg Reading (dBµV/m)	FCC Class A High Frequency - Peak Limit (dBµV/m)	FCC Class A High Frequency - Peak Margin (dB)	FCC Class A High Frequency - Peak Result (Pass/Fail)	FCC Class A High Frequency - Average Limit (dBµV/m)	FCC Class A High Frequency - Average Margin (dB)	FCC Class A High Frequency - Average Result (Pass/Fail)
	No Emissions Found			---	---	---	---	---	---	---	---	---	---	---

Table Result: --- by --- dB ***Worst Freq:*** --- MHz

Test Site: EMI Chamber 1 **Cable 1:** EMIR-06 **Cable 2:** EMIR-07 **Cable 3:** ---
Analyzer: Gold **Preamp:** 18-26.5GHz **Antenna:** 18-26.5GHz Horn **Preselector:** ---
CSsoft Radiated Emissions Calculator v 1.017.169 Copyright Curtis-Straus LLC 2000
Adjusted Reading = Reading - Preamp Factor + Antenna Factor + Cable Factor

Rev. 8/29/2016

Spectrum Analyzers / Receivers /Preselectors	Range	MN	Mfr	SN	Asset	Cat	Calibration Due	Calibrated on
Gold	100Hz-26.5 GHz	E4407B	Agilent	MY45113816	1284	I	1/13/2017	1/13/2016
Radiated Emissions Sites	**FCC Code**	**IC Code**	**VCCI Code**	**Range**		**Cat**	**Calibration Due**	**Calibrated on**
EMI Chamber 1	719150	2762A-6	A-0015	1-18GHz		I	5/23/2017	5/23/2015
Preamps /Couplers Attenuators / Filters	**Range**	**MN**	**Mfr**	**SN**	**Asset**	**Cat**	**Calibration Due**	**Calibrated on**
HF (Yellow)	18-26.5GHz	AFS4-18002650-60-8P-4	CS	467559	1266	II	3/8/2017	3/8/2016
Antennas	**Range**	**MN**	**Mfr**	**SN**	**Asset**	**Cat**	**Calibration Due**	**Calibrated on**
HF (White) Horn	18-26.5GHz	801-WLM	Waveline	758	758	III	Verify before Use	date of test
Meteorological Meters		**MN**	**Mfr**	**SN**	**Asset**	**Cat**	**Calibration Due**	**Calibrated on**
Weather Clock (Pressure Only)		BA928	Oregon Scientific	C3166-1	831	I	4/28/2018	4/28/2016
TH A#2080		HTC-1	HDE		2080	II	4/5/2017	4/5/2016
Cables	**Range**		**Mfr**			**Cat**	**Calibration Due**	**Calibrated on**
REMI-High-06	1 - 26.5GHz	TRU-21B0707-120	TRU			II	8/14/2017	8/14/2016

All equipment is calibrated using standards traceable to NIST or other nationally recognized calibration standard.

Radiated Emissions Table

Date: 29-Aug-16 **Company:** Udisense Inc. DBA: Nanit **Work Order:** Q1060
Engineer: Zac Johnson **EUT Desc:** Smart Baby Monitor (Model: N101) **EUT Operating Voltage/Frequency:** 120V/60Hz
Temp: 23.8C **Humidity:** 45% **Pressure:** 1010mbar
Frequency Range: 26.5-40GHz **Measurement Distance:** 0.1m
Notes: 802.11a 6Mbps 5500MHz (worst case) **EUT Max Freq:** 5825MHz

Antenna Polarization (H / V)	Frequency (MHz)	Peak Reading (dBµV)	Average Reading (dBµV)	Preamp Factor (dB)	Antenna Factor (dB/m)	Cable Factor (dB)	Adjusted Peak Reading (dBµV/m)	Adjusted Avg Reading (dBµV/m)	FCC Class A High Frequency - Peak Limit (dBµV/m)	Margin (dB)	Result (Pass/Fail)	FCC Class A High Frequency - Average Limit (dBµV/m)	Margin (dB)	Result (Pass/Fail)
No Emissions Found				---	---	---	---	---	---	---	---	---	---	---

Table Result: --- by --- dB ***Worst Freq:*** --- MHz

Test Site: EMI Chamber 1 **Cable 1:** EMIR-06 **Cable 2:** EMIR-07 **Cable 3:** ---
Analyzer: Gold **Preamp:** 40GHz Mixer / 18-26.5GHz Mixer **Antenna:** 40GHz Mixer / 18-26.5GHz Horn **Preselector:** ---
CSsoft Radiated Emissions Calculator v 1.017.169
Adjusted Reading = Reading - Preamp Factor + Antenna Factor + Cable Factor

Copyright Curtis-Straus LLC 2000

Rev. 8/29/2016

Spectrum Analyzers / Receivers /Preselectors	Range	MN	Mfr	SN	Asset	Cat	Calibration Due	Calibrated on
Gold	100Hz-26.5 GHz	E4407B	Agilent	MY45113816	1284	I	1/13/2017	1/13/2016
Radiated Emissions Sites	**FCC Code**	**IC Code**	**VCCI Code**	**Range**		**Cat**	**Calibration Due**	**Calibrated on**
EMI Chamber 1	719150	2762A-6	A-0015	1-18GHz		I	5/23/2017	5/23/2015
Mixers/Diplexers	**Range**	**MN**	**Mfr**	**SN**	**Asset**	**Cat**	**Calibration Due**	**Calibrated on**
Mixer / Horn	26.5-40 GHz	11970A	Agilent	3003A10230	2154	I	3/12/2019	3/12/2016
Meteorological Meters		**MN**	**Mfr**	**SN**	**Asset**	**Cat**	**Calibration Due**	**Calibrated on**
Weather Clock (Pressure Only)		BA928	Oregon Scientific	C3166-1	831	I	4/28/2018	4/28/2016
TH A#2080		HTC-1	HDE		2080	II	4/5/2017	4/5/2016
Cables	**Range**		**Mfr**			**Cat**	**Calibration Due**	**Calibrated on**
REMI-High-06	1 - 26.5GHz	TRU-21B0707-120	TRU			II	8/14/2017	8/14/2016
REMI-High-07	1 - 26.5GHz	TRU-21B0707-120	TRU			II	8/14/2017	8/14/2016

All equipment is calibrated using standards traceable to NIST or other nationally recognized calibration standard.

Maximum Power Spectral Density

Limits:
11dBm in any 1MHz band for client devices in the 5.15-5.25GHz band per 15.407(a)(1)(iv).
11dBm in any 1MHz band for operations in the 5.25-5.35GHz and 5.47-5.725GHz bands per 15.407(a)(2).
30dBm in any 500kHz band for operations in the 5.725-5.85GHz band per 15.407(a)(3).
Product antenna gain is 4dBi, therefore no reduction in limits is necessary.

MEASUREMENTS / RESULTS

UNII-1 Band

Maximum Power Spectral Density

Date: Jul-27-2016 **Company:** Udisense Inc. DBA: Nanit **Work Order:** Q1060
Engineer: Yunus Faziloglu **EUT:** Smart Baby Monitor (Model:N101) **EUT Operating Voltage/Frequency:** 5VDC
Temp: 23.6°C **Humidity:** 46% **Pressure:** 1005mbar
Frequency Range: UNII-1 Band **Measurement Type:** Conducted
Notes: Powered from support laptop USB port **Measurement Method:** FCC KDB 789033 D02 General UNII Test Procedures New Rules v01r02 Section II.F

Mode	Data Rate	Frequency	Reading	DCCF 10log(1/x)	Cable Loss	Attenuator Loss	PSD	Limit	Margin	Result
	Mbps	(MHz)	(dBm)	(dB)	(dB)	(dB)	(dBm)	(dBm)	(dB)	
802.11a	6	5180.0	-31.54	0.29	1.9	29.6	**0.25**	11.0	-10.75	Pass
		5200.0	-31.61	0.29	1.9	29.6	0.18	11.0	-10.82	Pass
		5240.0	-31.71	0.29	1.9	29.6	0.08	11.0	-10.92	Pass
802.11n (HT20)	6.5	5180.0	-32.87	0.31	1.9	29.6	-1.06	11.0	-12.06	Pass
		5200.0	-32.66	0.31	1.9	29.6	**-0.85**	11.0	-11.85	Pass
		5240.0	-32.89	0.31	1.9	29.6	-1.08	11.0	-12.08	Pass
802.11n (HT40)	13.5	5190.0	-35.40	0.60	1.9	29.6	**-3.30**	11.0	-14.30	Pass
		5230.0	-35.54	0.60	1.9	29.6	-3.44	11.0	-14.44	Pass

Test Site: Wireless Test Room **Cable 1:** UFL to SMA adapter **Attenuator** A2121
Analyzer: A2200
Copyright Curtis-Straus LLC 2000
PSD(dBm) = Reading (dBm) + Duty Cycle Correction Factor (dB) + Cable Loss (dB) + Attenuator Loss (dB)

UNII-2A Band

Maximum Power Spectral Density

Date: Jul-28-2016 **Company:** Udisense Inc. DBA: Nanit **Work Order:** Q1060
Engineer: Yunus Faziloglu **EUT:** Smart Baby Monitor (Model:N101) **EUT Operating Voltage/Frequency:** 5VDC
Temp: 24.8°C **Humidity:** 45% **Pressure:** 1004mbar
Frequency Range: UNII-2A Band **Measurement Type:** Conducted
Notes: Powered from support laptop USB port **Measurement Method:** FCC KDB 789033 D02 General UNII Test Procedures New Rules v01r02 Section II.F

Mode	Data Rate	Frequency	Reading	DCCF 10log(1/x)	Cable Loss	Attenuator Loss	PSD	Limit	Margin	Result
	Mbps	(MHz)	(dBm)	(dB)	(dB)	(dB)	(dBm)	(dBm)	(dB)	
802.11a	6	5260.0	-31.79	0.29	1.9	29.6	0.00	11.0	-11.00	Pass
		5300.0	-31.44	0.29	1.9	29.6	**0.35**	11.0	-10.65	Pass
		5320.0	-31.67	0.29	1.9	29.6	0.12	11.0	-10.88	Pass
802.11n (HT20)	6.5	5260.0	-32.96	0.31	1.9	29.6	-1.15	11.0	-12.15	Pass
		5300.0	-32.75	0.31	1.9	29.6	**-0.94**	11.0	-11.94	Pass
		5320.0	-32.81	0.31	1.9	29.6	-1.00	11.0	-12.00	Pass
802.11n (HT40)	13.5	5270.0	-35.53	0.60	1.9	29.6	-3.43	11.0	-14.43	Pass
		5310.0	-35.27	0.60	1.9	29.6	**-3.17**	11.0	-14.17	Pass

Test Site: Wireless Test Room **Cable 1:** UFL to SMA adapter **Attenuator** A2121
Analyzer: A2200
Copyright Curtis-Straus LLC 2000
PSD(dBm) = Reading (dBm) + Duty Cycle Correction Factor (dB) + Cable Loss (dB) + Attenuator Loss (dB)

UNII-2C Band

Maximum Power Spectral Density

Date: Jul-29-2016 **Company:** Udisense Inc. DBA: Nanit **Work Order:** Q1060
Engineer: Yunus Faziloglu **EUT:** Smart Baby Monitor (Model:N101) **EUT Operating Voltage/Frequency:** 5VDC
Temp: 22.9°C **Humidity:** 53% **Pressure:** 1003mbar
Frequency Range: UNII-2C Band **Measurement Type:** Conducted
Notes: Powered from support laptop USB port **Measurement Method:** FCC KDB 789033 D02 General UNII Test Procedures New Rules v01r02 Section II.F

Mode	Data Rate	Frequency	Reading	DCCF 10log(1/x)	Cable Loss	Attenuator Loss	PSD	Limit	Margin	Result
	Mbps	(MHz)	(dBm)	(dB)	(dB)	(dB)	(dBm)	(dBm)	(dB)	
802.11a	6	5500.0	-29.79	0.29	1.9	29.6	**2.00**	11.0	-9.00	Pass
		5580.0	-29.85	0.29	1.9	29.6	1.94	11.0	-9.06	Pass
		5700.0	-31.43	0.29	1.9	29.6	0.36	11.0	-10.64	Pass
802.11n (HT20)	6.5	5500.0	-30.95	0.31	1.9	29.6	**0.86**	11.0	-10.14	Pass
		5580.0	-31.01	0.31	1.9	29.6	0.80	11.0	-10.20	Pass
		5700.0	-32.73	0.31	1.9	29.6	-0.92	11.0	-11.92	Pass
802.11n (HT40)	13.5	5510.0	-33.59	0.60	1.9	29.6	-1.49	11.0	-12.49	Pass
		5550.0	-33.52	0.60	1.9	29.6	**-1.42**	11.0	-12.42	Pass
		5670.0	-35.03	0.60	1.9	29.6	-2.93	11.0	-13.93	Pass

Test Site: Wireless Test Room **Cable 1:** UFL to SMA adapter **Attenuator** A2121
Analyzer: A2200
Copyright Curtis-Straus LLC 2000
PSD(dBm) = Reading (dBm) + Duty Cycle Correction Factor (dB) + Cable Loss (dB) + Attenuator Loss (dB)

UNII-3 Band

Maximum Power Spectral Density

Date: Jul-29-2016 **Company:** Udisense Inc. DBA: Nanit **Work Order:** Q1060
Engineer: Yunus Faziloglu **EUT:** Smart Baby Monitor (Model:N101) **EUT Operating Voltage/Frequency:** 5VDC
Temp: 22.9°C **Humidity:** 53% **Pressure:** 1003mbar
Frequency Range: UNII-3 Band **Measurement Type:** Conducted
Notes: Powered from support laptop USB port **Measurement Method:** FCC KDB 789033 D02 General UNII Test Procedures New Rules v01r02 Section II.F

Mode	Data Rate	Frequency	Reading	DCCF 10log(1/x)	Cable Loss	Attenuator Loss	PSD	Limit	Margin	Result
	Mbps	(MHz)	(dBm)	(dB)	(dB)	(dB)	(dBm)	(dBm)	(dB)	
802.11a	6	5745.0	-34.45	0.29	1.9	29.6	**-2.66**	30.0	-32.66	Pass
		5785.0	-34.95	0.29	1.9	29.6	-3.16	30.0	-33.16	Pass
		5825.0	-35.16	0.29	1.9	29.6	-3.37	30.0	-33.37	Pass
802.11n (HT20)	6.5	5745.0	-35.99	0.31	1.9	29.6	**-4.18**	30.0	-34.18	Pass
		5785.0	-36.20	0.31	1.9	29.6	-4.39	30.0	-34.39	Pass
		5825.0	-36.47	0.31	1.9	29.6	-4.66	30.0	-34.66	Pass
802.11n (HT40)	135	5755.0	-40.64	2.97	1.9	29.6	**-6.17**	30.0	-36.17	Pass
		5795.0	-41.00	2.97	1.9	29.6	-6.53	30.0	-36.53	Pass

Test Site: Wireless Test Room **Cable 1:** UFL to SMA adapter **Attenuator** A2121
Analyzer: A2200
Copyright Curtis-Straus LLC 2000
PSD(dBm) = Reading (dBm) + Duty Cycle Correction Factor (dB) + Cable Loss (dB) + Attenuator Loss (dB)

Rev. 7/4/2016

Spectrum Analyzers / Receivers /Preselectors	Range	MN	Mfr	SN	Asset	Cat	Calibration Due	Calibrated on
FSV40 Signal/Spectrum Analyzer	10Hz-40GHz	FSV40	R&S	101551	2200	I	6/1/2017	6/1/2016

Preamps /Couplers Attenuators / Filters	Range	MN	Mfr	SN	Asset	Cat	Calibration Due	Calibrated on
API - 30dB 20W Attenuator	9KHz-40GHz	89-30-11	API Weinschel	703	2121	I	2/10/2017	2/10/2016

Meteorological Meters	MN	Mfr	SN	Asset	Cat	Calibration Due	Calibrated on
Weather Clock (Pressure Only)	BA928	Oregon Scientific	C3166-1	831	I	4/28/2018	4/28/2016
TH A#2085	HTC-1	HDE		2085	II	4/5/2017	4/5/2016

All equipment is calibrated using standards traceable to NIST or other nationally recognized calibration standard.

PLOTS

Continued on next page.

UNII-1 Band

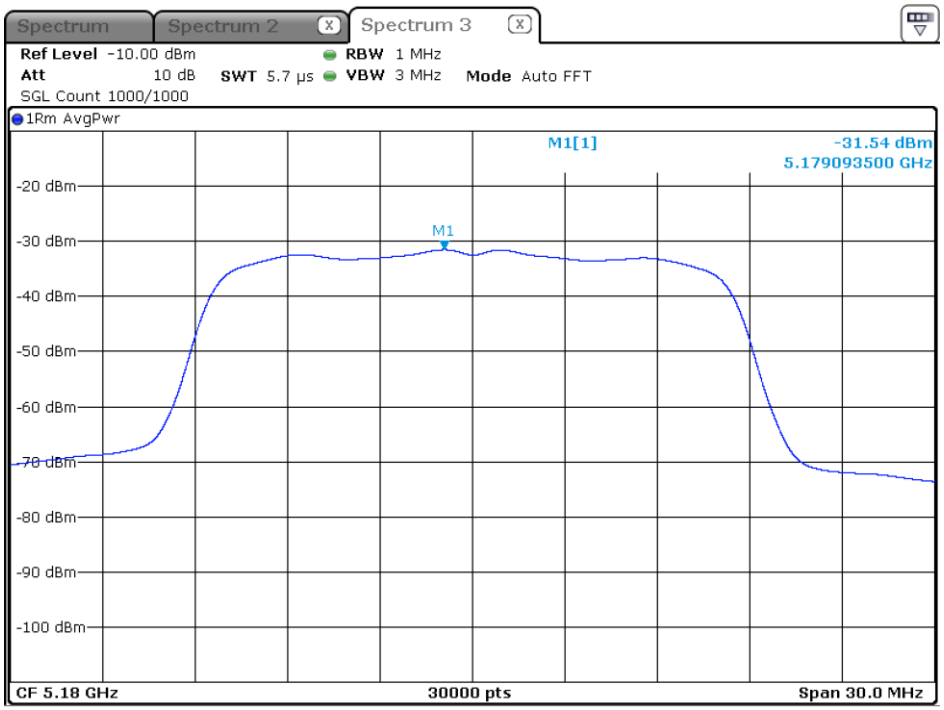

Date: 27.JUL.2016 11:06:23

PSD 802.11a 6Mbps 5180 MHz

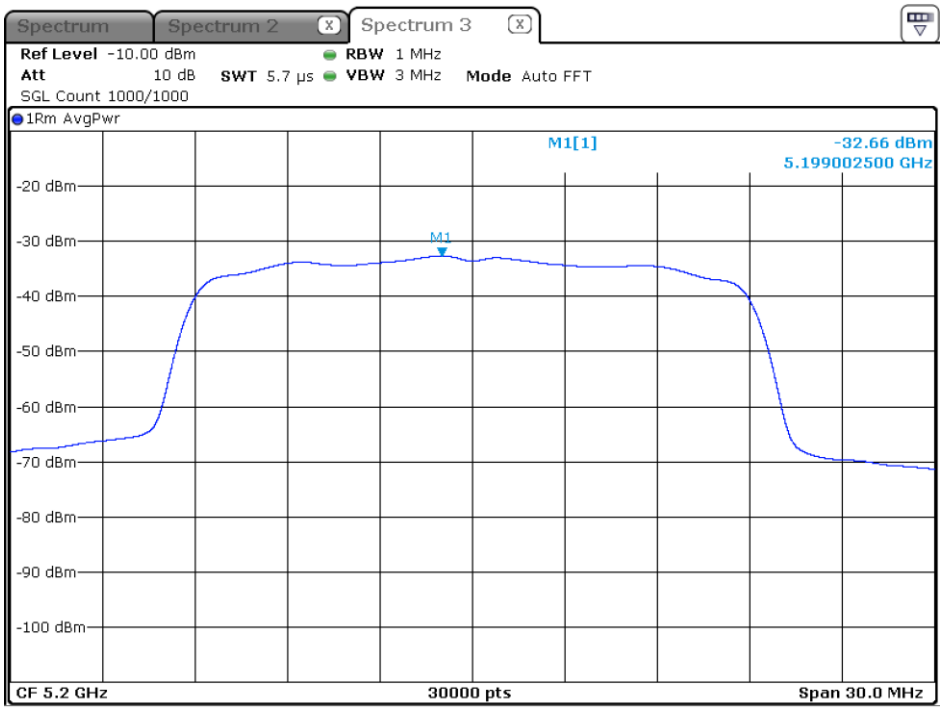

Date: 27.JUL.2016 13:05:53

PSD 802.11n (HT20) 6.5Mbps 5200 MHz

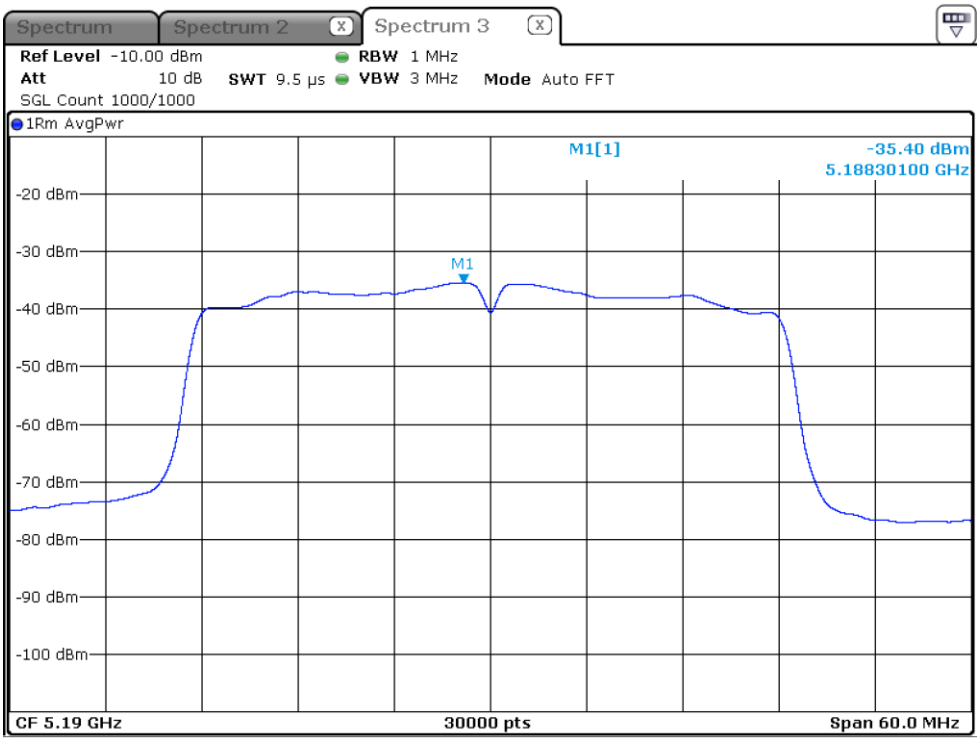

Date: 27.JUL.2016 15:05:05

PSD 802.11n (HT40) 13.5Mbps 5190 MHz

UNII-2A Band

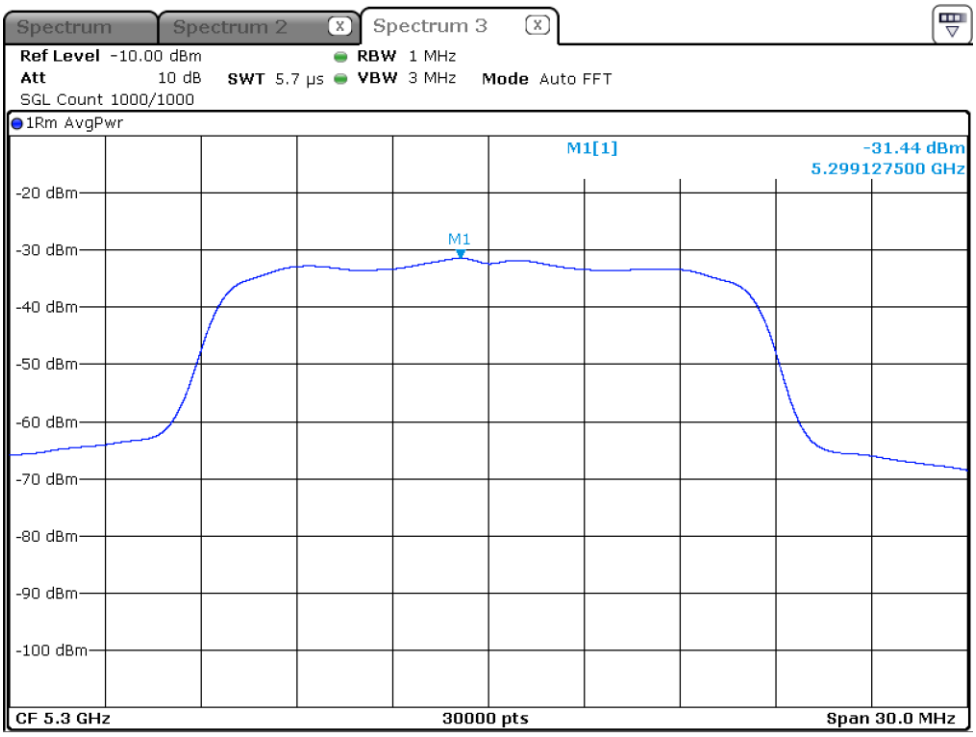

Date: 28.JUL.2016 09:38:57

PSD 802.11a 6Mbps 5300 MHz

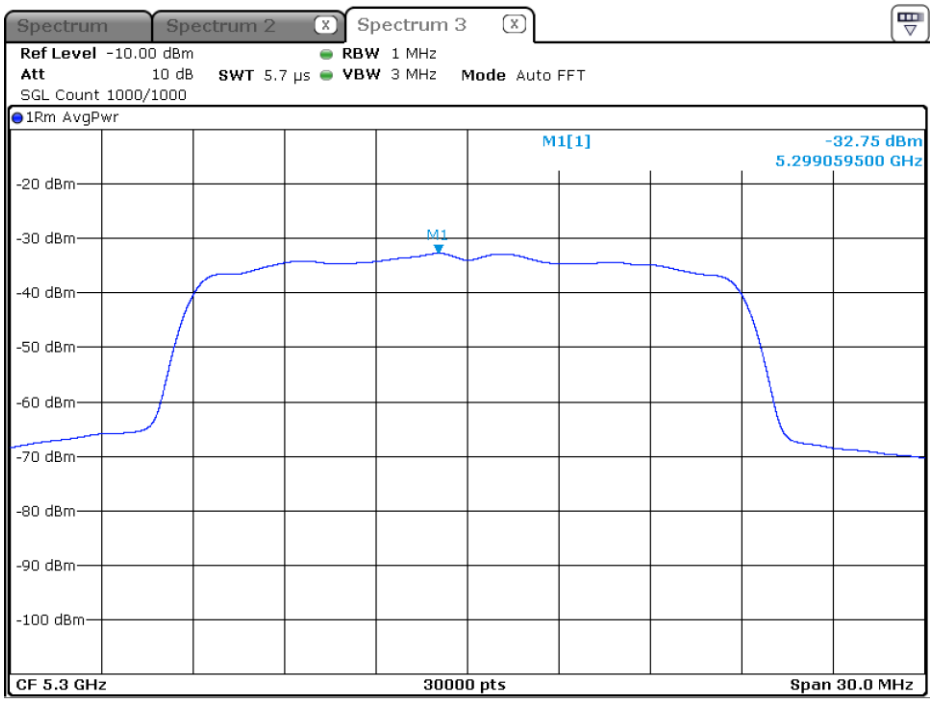

Date: 28.JUL.2016 11:56:53

PSD 802.11n (HT20) 6.5Mbps 5300 MHz

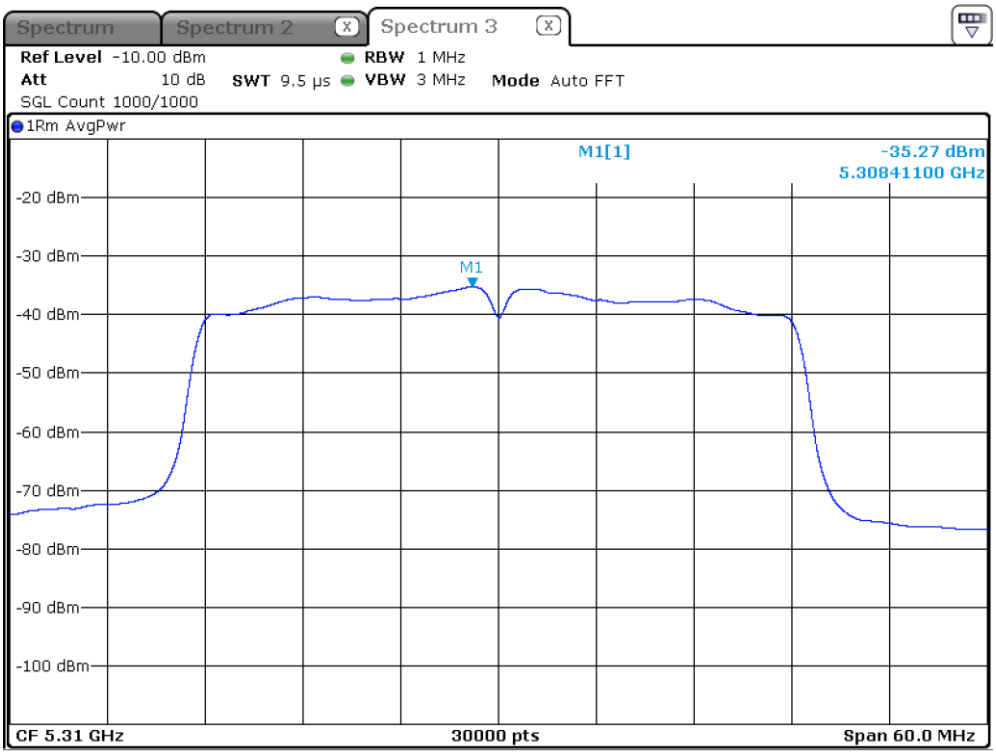

Date: 28.JUL.2016 14:34:04

PSD 802.11n (HT40) 13.5Mbps 5310 MHz

UNII-2C Band

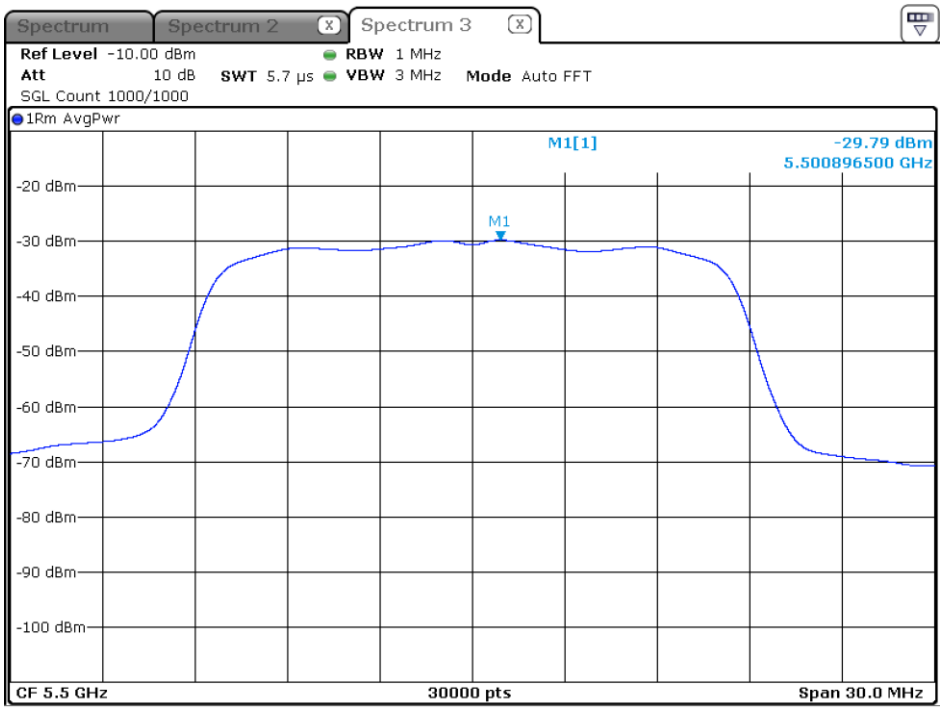

Date: 28.JUL.2016 16:21:35

PSD 802.11a 6Mbps 5500 MHz

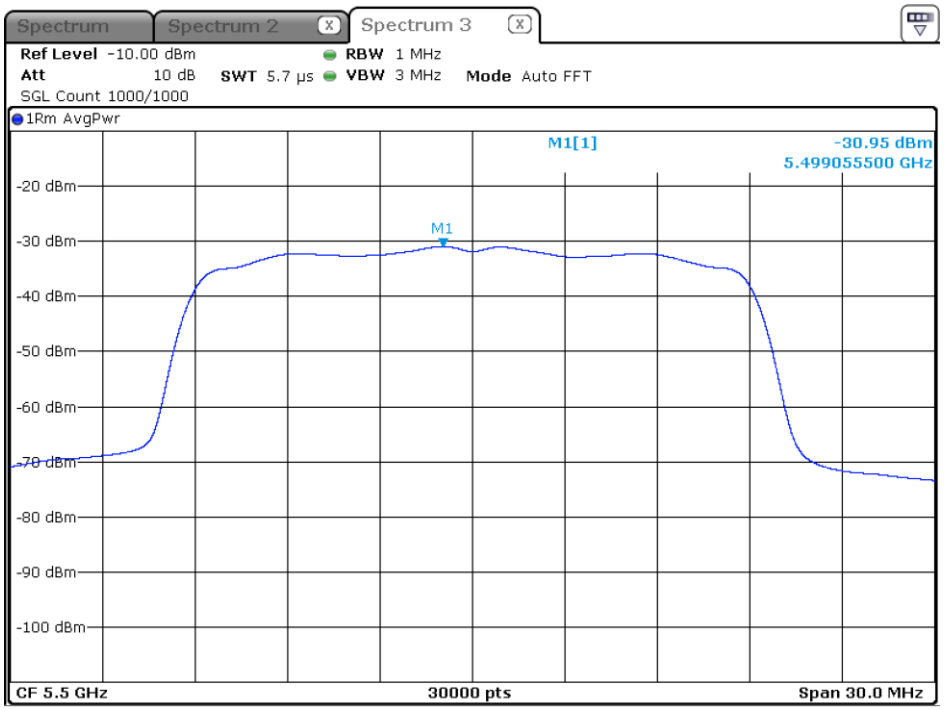

Date: 29.JUL.2016 10:29:08

PSD 802.11n (HT20) 6.5Mbps 5500 MHz

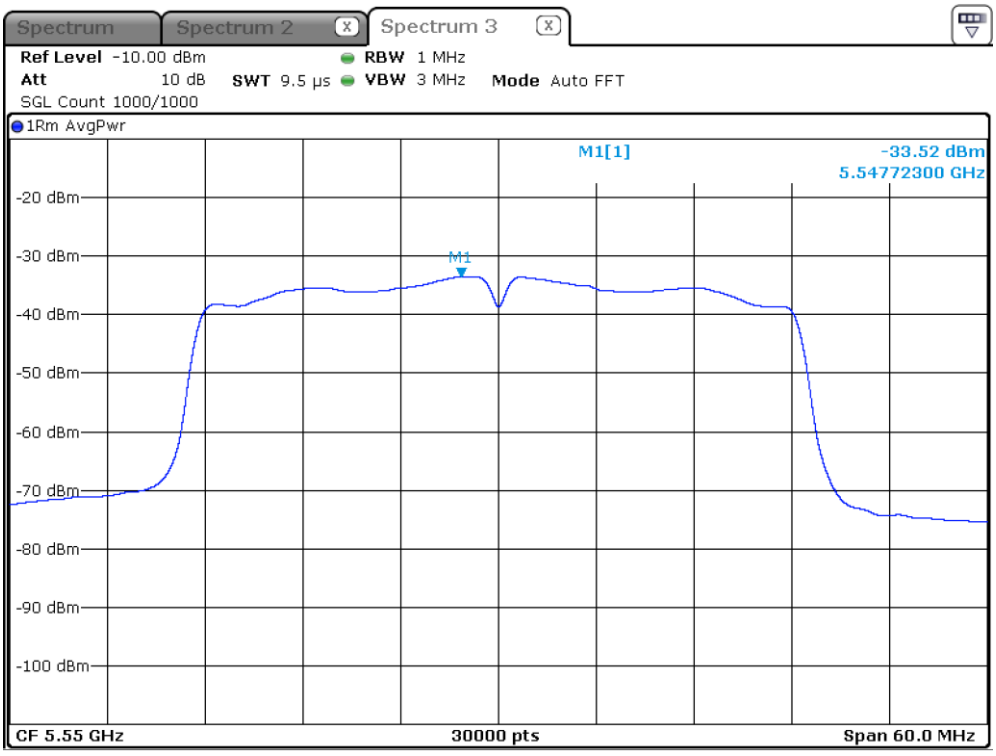

Date: 29.JUL.2016 11:24:08

PSD 802.11n (HT40) 13.5Mbps 5550 MHz

UNII-3 Band

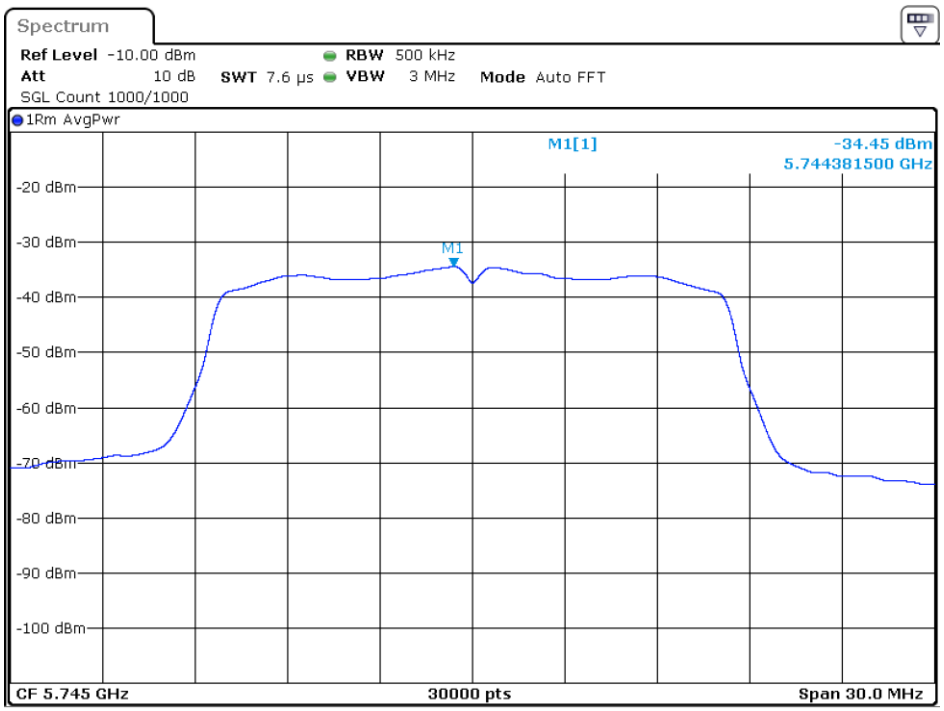

Date: 29.JUL.2016 14:04:26

PSD 802.11a 6Mbps 5745 MHz

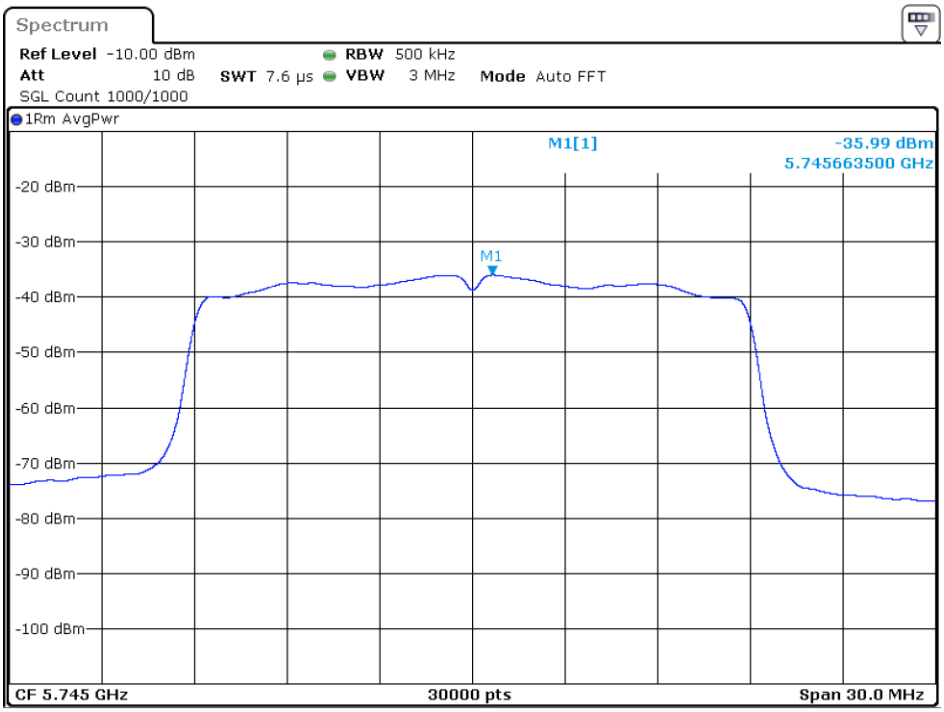

Date: 29.JUL.2016 14:35:42

PSD 802.11n (HT20) 6.5Mbps 5745 MHz

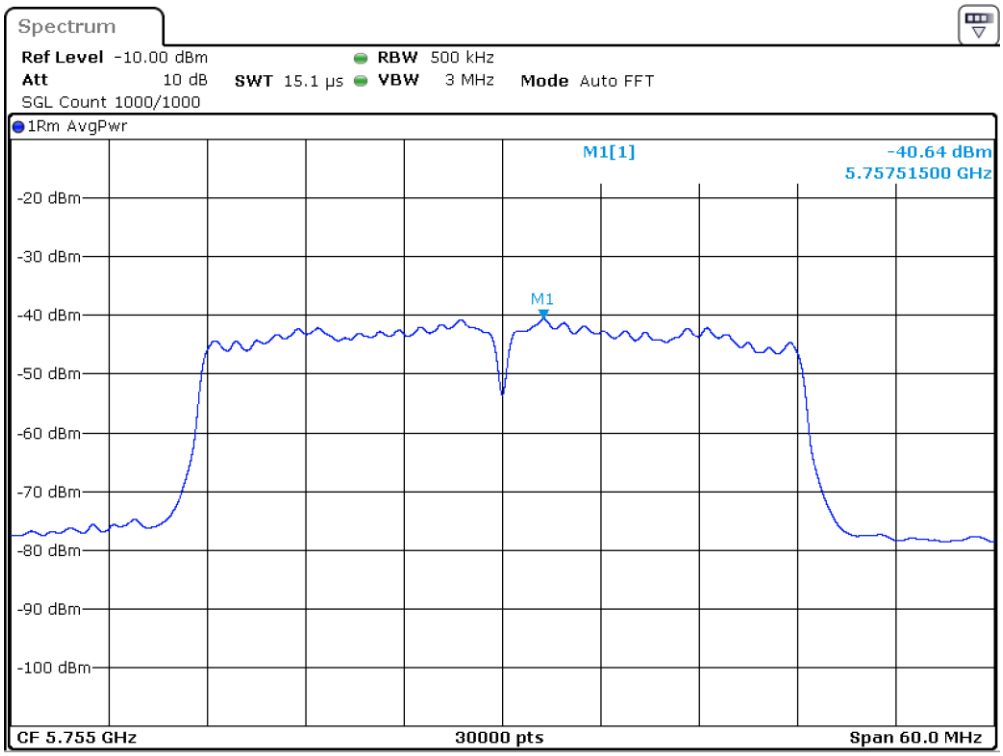

Date: 29.JUL.2016 15:08:29

PSD 802.11n (HT40) 135Mbps 5755 MHz

Duty-Cycle Plots

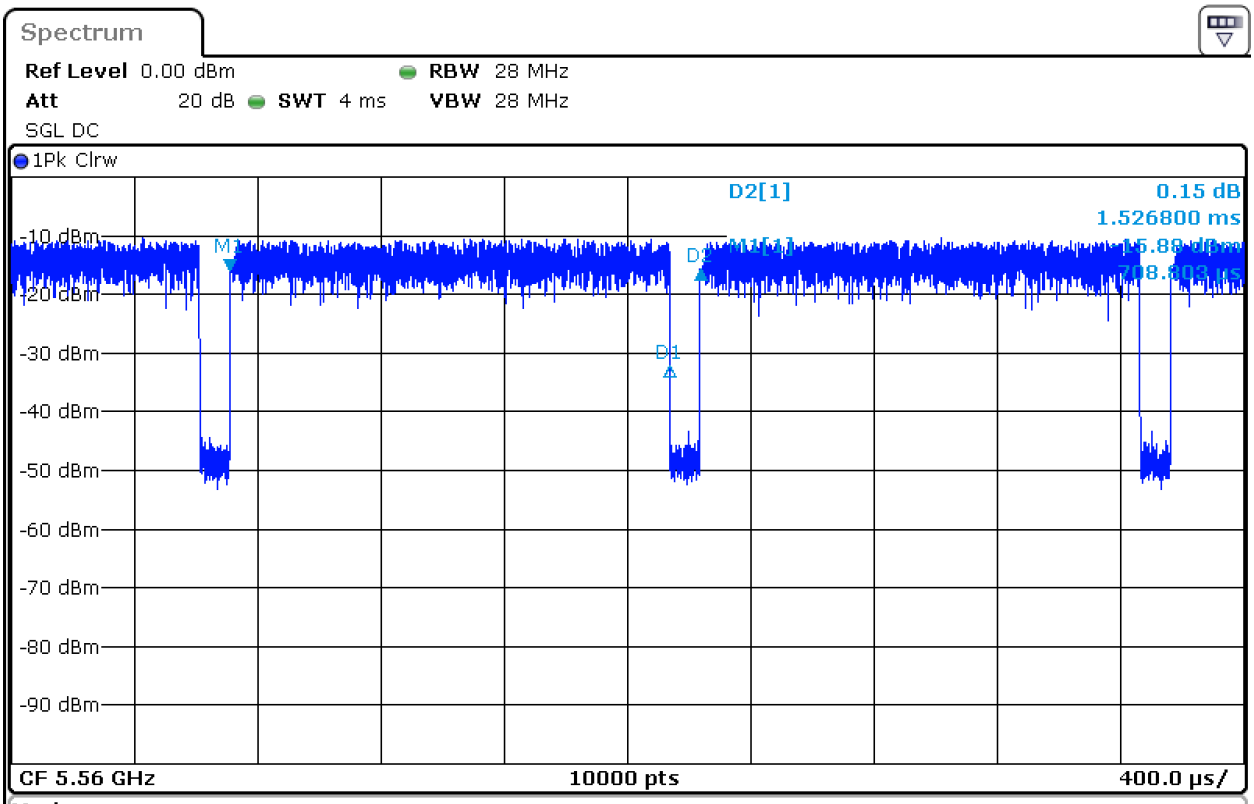

Marker

Type	Ref	Trc	X-value	Y-value	Function	Function Result
M1		1	708.803 µs	-15.88 dBm		
D1	M1	1	1.428403 ms	-16.33 dB		
D2	M1	1	1.5268 ms	0.15 dB		

Date: 15.JUL.2016 18:00:27

Duty-Cycle Plot for 802.11a 6Mbps

Calculation:
Duty-Cycle = ON TIME / (ON TIME + OFF TIME) = 1.4284 / 1.5268 = 0.9355
DCCF = 10log (1/X), where X is the duty cycle
DCCF = 10log (1/0.9355) = 0.29dB

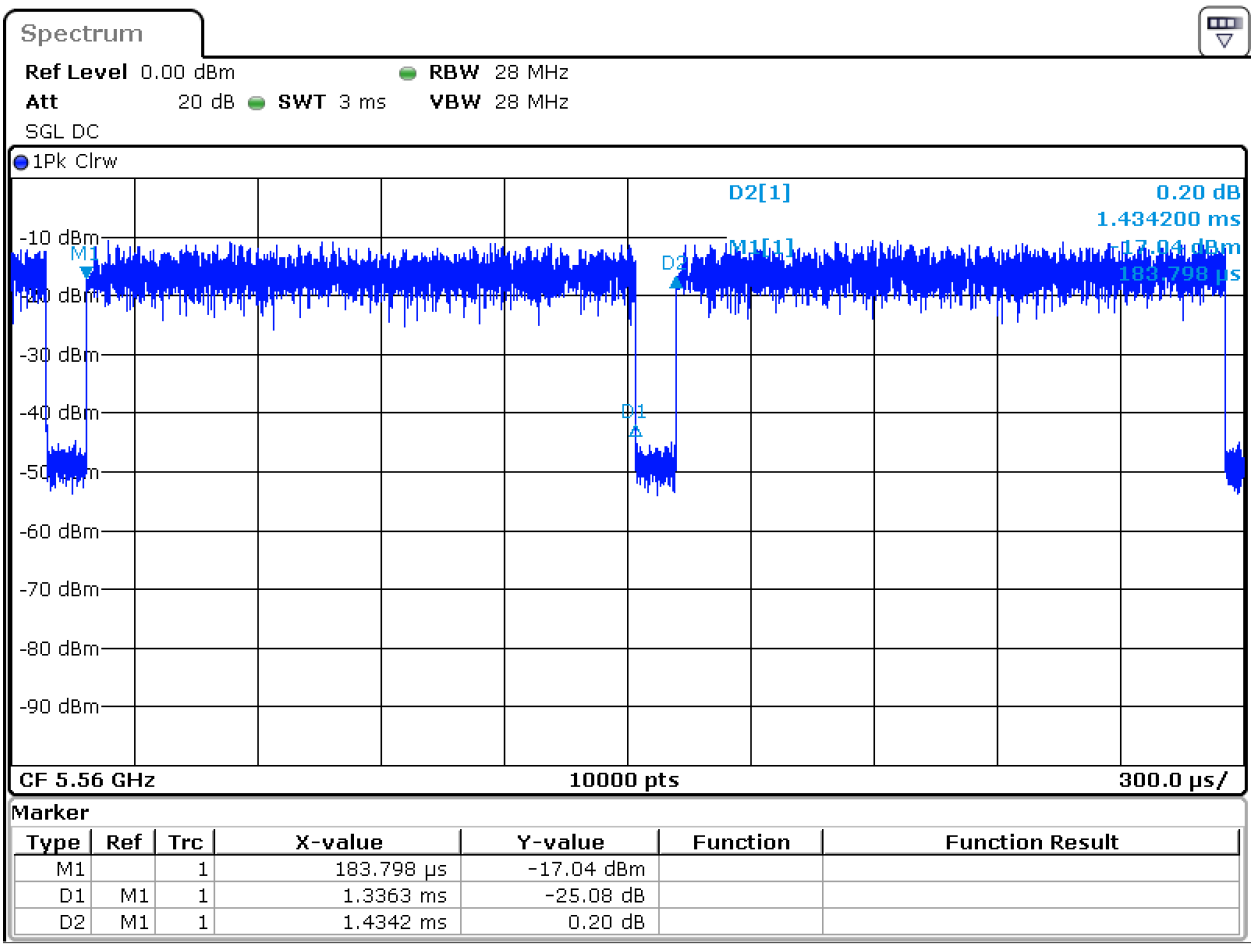

Date: 15.JUL.2016 18:45:50

Duty-Cycle Plot for 802.11n (HT20) 6.5Mbps

Calculation:

Duty-Cycle = ON TIME / (ON TIME + OFF TIME) = 1.3363 / 1.4342 = 0.9317

DCCF = 10log (1/X), where X is the duty cycle

DCCF = 10log (1/0.9317) = 0.31dB

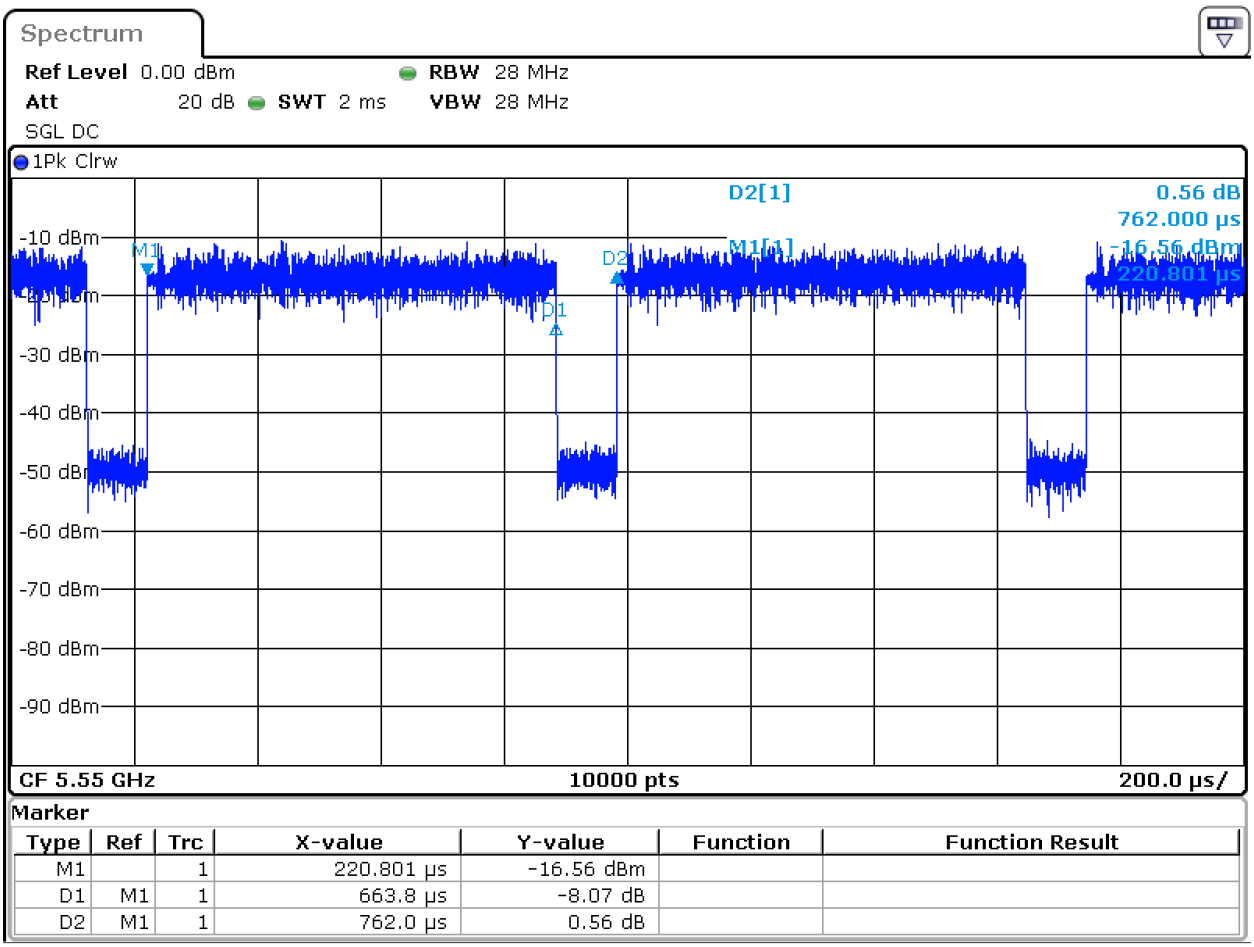

Marker

Type	Ref	Trc	X-value	Y-value	Function	Function Result
M1		1	220.801 µs	-16.56 dBm		
D1	M1	1	663.8 µs	-8.07 dB		
D2	M1	1	762.0 µs	0.56 dB		

Date: 15.JUL.2016 19:14:26

Duty-Cycle Plot for 802.11n (HT40) 13.5Mbps

Calculation:

Duty-Cycle = ON TIME / (ON TIME + OFF TIME) = 663.8 / 762 = 0.8711

DCCF = 10log (1/X), where X is the duty cycle

DCCF = 10log (1/0.8711) = 0.6dB

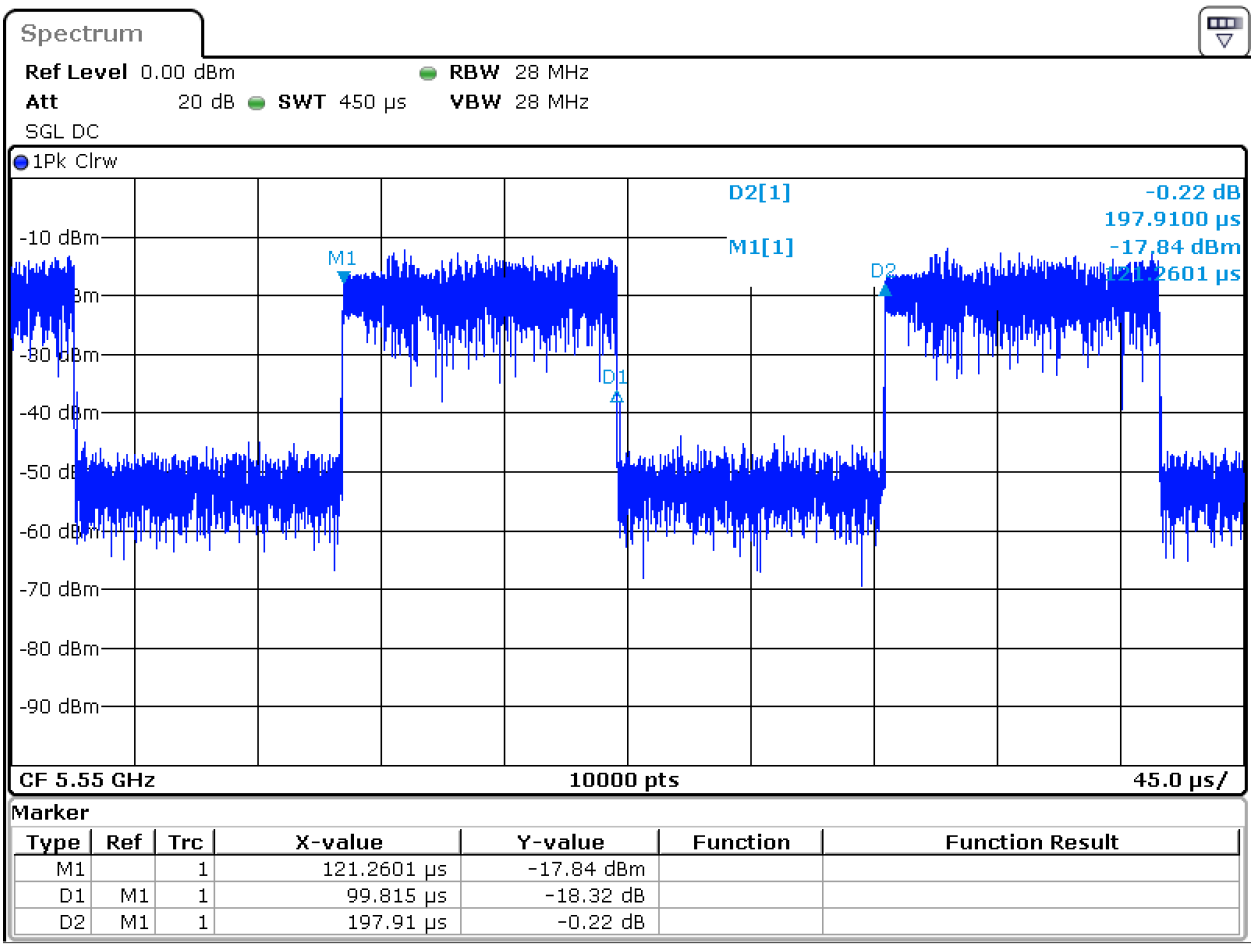

Marker

Type	Ref	Trc	X-value	Y-value	Function	Function Result
M1		1	121.2601 µs	-17.84 dBm		
D1	M1	1	99.815 µs	-18.32 dB		
D2	M1	1	197.91 µs	-0.22 dB		

Date: 15.JUL.2016 19:32:33

Duty-Cycle Plot for 802.11n (HT40) 135Mbps

Calculation:

Duty-Cycle = ON TIME / (ON TIME + OFF TIME) = 99.815 / 197.91 = 0.5043

DCCF = 10log (1/X), where X is the duty cycle

DCCF = 10log (1/0.5043) = 2.97dB

AC Line Conducted Emissions

LIMITS

Frequency of emission (MHz)	Quasi-peak limit (dBµV)	Average limit (dBµV)
0.15-0.5	66 to 56*	56 to 46*
0.5-5	56	46
5-30	60	50

*Decreases with the logarithm of the frequency.

[47 CFR 15.207(a)]

MEASUREMENTS / RESULTS

AC Conducted Emissions Data Table

Date: 29-Aug-16 **Company:** Udisense Inc. DBA: Nanit **Work Order:** Q1060
Engineer: Yunus Faziloglu **EUT Desc:** Smart Baby Monitor (Model: N101)
Temp: 24.0 ºC **Humidity:** 45% **Pressure:** 1010mbar
Notes: 802.11a 6Mbps (worst case)
Frequency Range: 0.15-30MHz **EUT Input Voltage/Frequency:** 120V/60Hz

	Quasi-Peak Readings		Average Readings		LISN Factors		Cable	ATTN	FCC/CISPR Class B			FCC/CISPR Class B		
Frequency (MHz)	QP1 (dBµV)	QP2 (dBµV)	AVG1 (dBµV)	AVG2 (dBµV)	L1 (dB)	L2 (dB)	Factor (dB)	Factor (dB)	QP Limit (dBµV)	Margin (dB)	Result (Pass/Fail)	AVG Limit (dBµV)	Margin (dB)	Result (Pass/Fail)
9.11	25.6	26.0	13.1	8.8	0.0	-0.1	-0.1	-20.3	60.0	-13.5	Pass	50.0	-16.4	Pass
9.63	28.8	28.5	15.2	11.2	-0.1	-0.1	-0.1	-20.3	60.0	-10.7	Pass	50.0	-14.3	Pass
10.15	29.2	27.2	17.2	13.5	-0.1	-0.1	-0.1	-20.3	60.0	-10.3	Pass	50.0	-12.3	Pass
10.67	28.6	30.3	18.4	15.1	-0.1	-0.1	-0.1	-20.3	60.0	-9.2	Pass	50.0	-11.1	Pass
11.19	22.0	22.3	14.9	13.0	-0.1	-0.1	-0.1	-20.3	60.0	-17.2	Pass	50.0	-14.6	Pass
11.71	15.4	14.0	8.7	6.5	-0.1	-0.1	-0.1	-20.3	60.0	-24.1	Pass	50.0	-20.8	Pass

Result: Pass ***Worst Margin:*** -9.2 dB ***Frequency:*** 10.670 MHz

Measurement Device: LISN ASSET 1726(Line 1) LISN ASSET 1727(Line 2) **Cable:** CEMI-02 **Spectrum Analyzer:** Gold
Attenuator: 20dB Atten-4 **Site:** CEMI5

C-S CEMI Calculator Version 3.0.14 *Equipment Factor Sheet rev: 8/24/2016*
Adjusted Reading = Raw Reading + LISN Insertion Loss + Cable Loss + Attenuation

Rev. 8/29/2016

LISNs/Measurement Probes	Range	MN	Mfr	SN	Asset	Cat	Calibration Due	Calibrated on
LISN Asset 1726	150kHz-30MHz	LI-150A	Com-Power	201092	1726	I	2/4/2017	2/4/2016
LISN Asset 1727	150kHz-30MHz	LI-150A	Com-Power	201093	1727	I	2/4/2017	2/4/2016
Cables	**Range**		**Mfr**			**Cat**	**Calibration Due**	**Calibrated on**
CEMI-02	9kHz - 2GHz		C-S			II	4/10/2017	4/10/2016
Attenuators	**Range**	**MN**	**Mfr**	**SN**	**Asset**	**Cat**	**Calibration Due**	**Calibrated on**
20dB Attenuator-04	9kHz-2GHz			N/A		II	9/7/2017	8/7/2016
Spectrum Analyzers / Receivers /Preselectors	**Range**	**MN**	**Mfr**	**SN**	**Asset**	**Cat**	**Calibration Due**	**Calibrated on**
Gold	100Hz-26.5 GHz	E4407B	Agilent	MY45113816	1284	I	1/13/2017	1/13/2016
Meteorological Meters		**MN**	**Mfr**	**SN**	**Asset**	**Cat**	**Calibration Due**	**Calibrated on**
Weather Clock (Pressure Only)		BA928	Oregon Scientific	C3166-1	831	I	4/28/2018	4/28/2016
TH A#2085		HTC-1	HDE		2085	II	4/5/2017	4/5/2016

All equipment is calibrated using standards traceable to NIST or other nationally recognized calibration standard.

Frequency Stability

"Manufacturers of UNII devices are responsible for ensuring frequency stability such that an emission is maintained within the band of operation under all conditions of normal operation as specified in the user's manual" 15.407(g)

Manufacturer declares the temperature range for normal operation of the product as:
Minimum: 0°C
Maximum: 40°C

Nominal operating voltage in US and Canada:
Nominal: 120VAC
85%: 102VAC
115%: 138VAC

Frequency Stability at Extreme Voltages and Temperatures

Date: 02-Sep-16 **Company:** Udisense Inc. DBA: Nanit **Work Order:** Q1060
Engineer: Yunus Faziloglu **EUT Desc:** Smart Baby Monitor (Model: N101)
Temp: 24.0 ºC **Humidity:** 46% **Pressure:** 1008mbar
Modes 802.11n(HT40) mode at 5510MHz for voltage variation. **EUT Input Voltage:** 120V/60Hz
5180MHz CW mode for temperature variation.

Temperature	Voltage	Frequency Drift (ppm)
Voltage Variation		
20	120.0	Reference
20	102.0	2.7ppm
20	138.0	0.9ppm
Temperature Variation		
0	120.0	0.6ppm
10	120.0	0.6ppm
20	120.0	Reference
30	120.0	0.8ppm
40	120.0	1.9ppm

Spectrum Analyzer: A2200 **Cable** A1787
Test Chamber ENV 17 **Antenna** Orange Horn **Voltmeter** A1295

Rev. 9/1/2016

RMS Voltmeters/Current Clamp		MN	Mnfr	SN	Asset	Cat	Calibration Due	Calibrated on
D+I Verification DMM		115	Fluke	94470393	1295	I	5/25/2017	5/25/2016
Signal Generators	**Range**	**MN**	**Mfr**	**SN**	**Asset**	**Cat**	**Calibration Due**	**Calibrated on**
FSV40 Spectrum Analyzer	10Hz-40GHz	FSV40	ROHDE & SCHWARZ	101551	2200	I	6/1/2017	6/1/2016
Cables	**Range**		**Mfr**			**Cat**	**Calibration Due**	**Calibrated on**
Asset #1787	9kHz - 18GHz		Florida RF			II	3/7/2017	3/7/2016
Antennas	**Range**	**MN**	**Mfr**	**SN**	**Asset**	**Cat**	**Calibration Due**	**Calibrated on**
Orange Horn	1-18GHz	3115	EMCO	0004-6123	390	I	10/13/2016	10/13/2014

All equipment is calibrated using standards traceable to NIST or other nationally recognized calibration standard.

Measurement Uncertainty

The listed uncertainties are the worst case uncertainty for the entire range of measurement. Please note that the uncertainty values are provided for informational purposes only and are not used in determining the PASS/FAIL results.

Measurement	Expanded Uncertainty k=2	Maximum allowable uncertainty
Radiated Emissions (30-1000MHz) NIST CISPR	 5.6dB 4.6dB	 N/A 5.2dB (Ucispr)
Radiated Emissions (1-26.5GHz)	4.6dB	N/A
Radiated Emissions (above 26.5GHz)	4.9dB	N/A
Magnetic Radiated Emissions	5.6dB	N/A
Conducted Emissions NIST CISPR	 3.9dB 3.6dB	 N/A 3.6dB (Ucispr)
Telco Conducted Emissions (Current)	2.9dB	N/A
Telco Conducted Emissions (Voltage)	4.4dB	N/A
Electrostatic Discharge	11.5%	N/A
Radiated RF Immunity (Uniform Field)	1.6dB	N/A
Electrical Fast Transients	23.1%	N/A
Surge	23.1%	N/A
Conducted RF Immunity	3dB	N/A
Magnetic Immunity	12.8%	N/A
Dips and Interrupts	2.3V	N/A
Harmonics	3.5%	N/A
Flicker	3.5%	N/A
Radio frequency (@ 2.4GHz)	3.23×10^{-8}	1×10^{-7}
RF power, conducted	0.40dB	0.75dB
Maximum frequency deviation: • Within 300Hz and 6kHz of audio frequency / Within 6kHz and 25kHz of audio frequency	 3.4% 0.3dB	 5% 3dB
Adjacent channel power	1.9dB	3dB
Conducted spurious emission of transmitter, valid up to 12.75GHz	2.39dB	3dB
Conducted emission of receivers	1.3dB	3dB
Radiated emission of transmitter, valid up to 26.5GHz	3.9dB	6dB
Radiated emission of transmitter, valid up to 80GHz	3.3dB	6dB
Radiated emission of receiver, valid up to 26.5GHz	3.9dB	6dB
Radiated emission of receiver, valid up to 80GHz	3.3dB	6dB
Humidity	2.37%	5%
Temperature	0.7°C	1.0°C
Time	4.1%	10%
RF Power Density, Conducted	0.4dB	3dB
DC and low frequency voltages	1.3%	3%
Voltage (AC, <10kHz)	1.3%	2%
Voltage (DC)	0.62%	1%
The above reflects a 95% confidence level		

Conditions Of Testing

[Bureau Veritas Consumer Products Services, Inc., a Massachusetts corporation], and/or its affiliates (collectively, the "Company") will conduct, at the request of the Submitter ("Client"), the tests specified on the submitted Test Request Form or equivalent in accordance with, and subject to, the following terms and conditions (collectively, "Conditions"):

1. All orders for tests are subject to acceptance by the Company, and no order will constitute a binding commitment of the Company unless and until such order is accepted by it, as evidenced by the issuance of a written report ("Test Report") by the Company. The Test Report is issued solely by the Company, is intended for the exclusive use of Client and shall not be published, used for advertising purposes, copied or replicated for distribution to any other person or entity or otherwise publicly disclosed without the prior written consent of the Company. By submitting a request for services to the Company, Client consents to the disclosure to accreditation bodies of those records of Client relevant to the accreditation body's assessment of the Company's competence and compliance with relevant accreditation criteria. The Company shall not be liable for any loss or damage whatsoever resulting from the failure of the Company to provide its services within any time period for completion estimated by the Company. If Client anticipates using the Test Report in any legal proceeding, arbitration, dispute resolution forum or other proceeding, it shall so notify the Company prior to submitting the Test Report in such proceeding. The Company has no obligation to provide a fact or expert witness at such proceeding unless the Company agrees in advance to do so for a separate and additional fee.
2. The Test Report will set forth the findings of the Company solely with respect to the test samples identified therein. Unless specifically and expressly indicated in the Test Report, the results set forth in such Test Report are not intended to be indicative or representative of the quality or characteristics of the lot from which a test sample is taken, and Client shall not rely upon the Test Report as being so indicative or representative of the lot or of the tested product in general. The Test Report will reflect the findings of the Company at the time of testing only, and the Company shall have no obligation to update the Test Report after its issuance. The Test Report will set forth the results of the tests performed by the Company based upon the written information provided to the Company. The Test Report will be based solely on the samples and written information submitted to the Company by Client, and the Company shall not be obligated to conduct any independent investigation or inquiry with respect thereto.
3. The Company may, in its sole discretion, destroy samples which have been furnished to the Company for testing and which have not been destroyed in the course of testing. The Company may delegate the performance of all or a portion of the services contemplated hereunder to an affiliate, agent or subcontractor of the Company, and Client consents to such delegation.
4. These Conditions and the Test Report represent the entire understanding of the parties hereto with respect to the subject matter hereof and of the Test Report, and no modification, variance or extrapolation with respect thereto shall be permitted without the prior written consent of the Company.
5. The names, service marks, trademarks and copyrights of the Company and its affiliates, including the names "**BUREAU VERITAS," "BUREAU VERITAS CONSUMER PRODUCTS SERVICES," "BVCPS", "MTL", "ACTS", "MTL-ACTS" and CURTIS-STRAUS** (collectively, the "Marks") are and shall remain the sole property of the Company or its affiliates and shall not be used by Client except solely to the extent that Client obtains the prior written approval of the Company and then only in the manner prescribed by the Company. Client shall not contest the validity of the Marks or take any action that might impair the value or goodwill associated with the Marks or the image or reputation of the Company or its affiliates.
6. Payment in full shall be due 30 days after the date of invoice. Interest shall be due on overdue amounts from the due date until paid at an interest rate of 1.5% per month or, if less, the maximum rate permitted by law. The Company reserves the right, at any time and from time to time, to revoke any credit extended to Client. Client shall reimburse the Company for any costs it incurs in collecting past due amounts, including court costs and fees and expenses of attorneys and collection agencies. The Test Report may not be used or relied upon by Client if and for so long as Client fails to pay when due any invoice issued by the Company or any affiliate of it to Client or any affiliate or subsidiary of Client together with interest and penalties, if any, accrued thereon.
7. The Company disclaims any and all responsibility or liability arising out of or in connection with e-mail transmissions of such information.
8. Client understands and agrees that the Company is neither an insurer nor a guarantor, that the Company does not take the place of Client or any designer, manufacturer, agent, buyer, distributor or transportation or shipping company, and that the Company disclaims all liability in such capacities. Client further understands that if it seeks assurance against loss or damage, it should obtain appropriate insurance.
9. Client agrees that the Company, by providing the services, does not take the place of Client nor any third party, nor does the Company release them from any of their obligations, nor does the Company otherwise assume, abridge, abrogate or undertake to discharge any duty of any third party to Client or any duty of Client or any third party to any other third party, and Client will not release any third party from its obligations and duties with respect to the tested goods.
10. Client shall, on a timely basis, (a) provide adequate instructions to the Company in order to enable the Company to perform properly its services, (b) provide, or cause Client's suppliers and contractors to provide, the Company with all documents necessary to enable the Company to perform its services, (c) furnish the Company with all relevant information regarding Client's intended use and purposes of the tested goods, (d) advise the Company of essential dates and deadlines relevant to the tested goods and (e) fully exercise all rights and remedies available to Client against third parties in respect of the tested goods.
11. The Company shall undertake due care and ordinary skill in the performance of its services to Client, and the Company shall accept responsibility only were such skill has not been exercised and, even in such event, only to the extent of the limitation of liability set forth herein.
12. If Client desires to assert a claim arising from or relating to (i) the performance, purported performance or non-performance of any services by the Company or (ii) the sale, resale, manufacture, distribution or use of any tested goods, it must submit that claim to the Company in a writing that sets forth with particularity the basis for such claim within 60 days from discovery of the potential claim and not more than six months after the date of issuance of the Test Report to Client. Client waives any and all such claims including, without limitation, claims that the Test Report is inaccurate, incomplete or misleading or that additional or different testing is required, unless and then only to the extent that Client submits a written claim to the Company within both such time periods.
13. CLIENT SHALL, EXCEPT TO THE EXTENT OF COMPANY'S LIABILITY TO CLIENT HEREUNDER (WHICH IN NO EVENT SHALL EXCEED THE LIMITATION OF LIABILITY HEREIN), HOLD HARMLESS AND INDEMNIFY THE COMPANY, ITS AFFILIATES AND THEIR RESPECTIVE DIRECTORS, OFFICERS, EMPLOYEES, AGENTS AND SUBCONTRACTORS AGAINST ALL ACTUAL OR ALLEGED THIRD PARTY CLAIMS FOR LOSS, DAMAGE OR EXPENSE OF WHATSOEVER NATURE AND HOWSOEVER ARISING FROM OR RELATING TO (i) THE PERFORMANCE, PURPORTED PERFORMANCE OR NON-PERFORMANCE OF ANY SERVICES BY THE COMPANY OR (ii) THE SALE, RESALE, MANUFACTURE, DISTRIBUTION OR USE OF ANY TESTED GOODS.
14. EXCEPT AS MAY OTHERWISE BE EXPRESSLY AGREED TO IN WRITING BY THE COMPANY AND NOTWITHSTANDING ANY PROVISION TO THE CONTRARY CONTAINED HEREIN OR IN ANY TEST REPORT, NO WARRANTY OR GUARANTEE, EXPRESS OR IMPLIED, INCLUDING ANY WARRANTY OF MERCHANTABILITY OR FITNESS FOR A PARTICULAR PURPOSE OR USE, IS MADE.

15. (A) IN NO EVENT WHATSOEVER SHALL THE COMPANY BE LIABLE FOR ANY CONSEQUENTIAL, SPECIAL, INCIDENTAL, EXEMPLARY OR PUNITIVE DAMAGES IN CONNECTION WITH, RELATING TO OR ARISING OUT OF THE TEST REPORT OR THE SERVICES PROVIDED BY THE COMPANY HEREUNDER, INCLUDING WITHOUT LIMITATION LOSS OF OR DAMAGE TO PROPERTY; LOSS OF INCOME, PROFIT OR USE; OR ANY CLAIMS OR DEMANDS MADE AGAINST CLIENT OR ANY OTHER PERSON BY ANY THIRD PARTY IN CONNECTION WITH, RELATING TO OR ARISING OUT OF THE SERVICES PROVIDED BY THE COMPANY HEREUNDER.

(B)NOTWITHSTANDING ANY PROVISION TO THE CONTRARY CONTAINED HEREIN, AND IN RECOGNITION OF THE RELATIVE RISKS AND BENEFITS TO CLIENT AND THE COMPANY ASSOCIATED WITH THE TESTING SERVICES CONTEMPLATED HEREBY, THE RISKS HAVE BEEN ALLOCATED SUCH THAT UNDER NO CIRCUMSTANCES WHATSOEVER SHALL THE LIABILITY OF THE COMPANY TO CLIENT OR ANY THIRD PARTY IN RESPECT OF ANY CLAIM FOR LOSS, DAMAGE OR EXPENSE, OF WHATSOEVER NATURE OR MAGNITUDE, AND HOWSOEVER ARISING, EXCEED AN AMOUNT EQUAL TO FIVE (5) TIMES THE AMOUNT OF THE FEES PAID TO THE COMPANY FOR THE SPECIFIC SERVICES WHICH GAVE RISE TO SUCH CLAIM OR U.S.$10,000, WHICHEVER IS THE LESSER AMOUNT.

16. The Company shall not be liable for any loss or damage resulting from any delay or failure in performance of its obligations hereunder resulting directly or indirectly from any event of force majeure or any event outside the control of the Company. If any such event occurs, the Company may immediately cancel or suspend its performance hereunder without incurring any liability whatsoever to Client.

17. Company's services, including these Conditions, shall be governed by, and construed in accordance with, the local laws of the country where the Company performs the tests or, in the case of tests performed in the United States of America, the laws of Massachusetts without regard to conflicts of laws principles. If any aspect(s) of these Conditions is found to be illegal or unenforceable, the validity, legality and enforceability of all remaining aspects of these Conditions shall not in any way be affected or impaired thereby. Any proceeding related to the subject matter hereof shall be brought, if at all, in the courts of the country where the Company performs the tests or, in the case of tests performed in the United States of America, in the courts of Massachusetts. Client waives the right to interpose any counterclaim or setoffs of any nature in any litigation arising hereunder.

The complete list of the Approved Subcontractors Curtis-Straus may use to delegate the performance of work can be provided upon request.

Rev.160009121(2)_#684340 v14CS