Thank you for choosing Roome product. Roome Smart Light (Air Touch) brings you to a new generation of smart lamp who is able to adjust your preferences and habits, automatically turn on and off. More personalized functionalities, such as 3–D gesture, bluetooth speaker, USB chargers and wake–up light are included to satisfy your life under any circumstance.

The devices require the right time setting to make the auto control functions work properly. Please connect WiFi as soon as possible, the device will synchronize the right time from server after connected. And you will also enjoy the latest functions and experience via software auto upgrade.

Structure

A Front

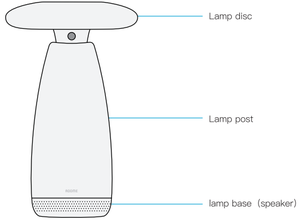

B Back

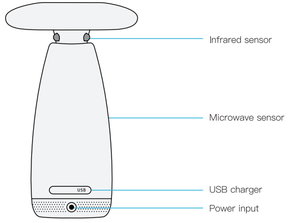

C Top

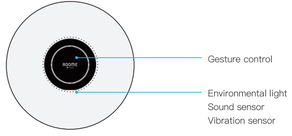

Start to use

E Power on

Plug power adapter into outlet, plug the round side of adapter to Roome smart light.

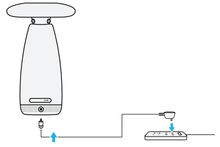

F Place the lamp wisely

Turn the front side of the smart light to the main active region in order to have best auto control effect.

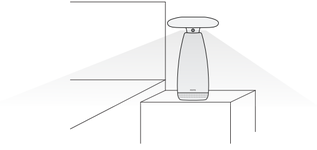

G App control

Please scan the QR code below or search for "Roome" in App store to download Roome app.

Scan to download app

Available on the App Store

Download for Android

* Compatible with iOS 7.0 & Android 4.3 and above

H Connect the Bluetooth and play music

– Bluetooth Pairing: Enable the Bluetooth on your smartphone and search the Bluetooth devices. To connect, select the device named "Roome" in the Bluetooth devices list.
– Play Music: You can play any music in your phone after Bluetooth connected.
– Playback Controls: Please control the playback functions via your smartphone.
– Bluetooth Disconnection: Just turn off the Bluetooth function on your smartphone. If your smartphone is out of the Bluetooth range(8m–12m), the Bluetooth will disconnect automatically as well.

Bluetooth Music

I Gesture Control

Turn on/off light: wave your hands above lamp.

Adjust brightness:
Move your hand up and down in the region 3 to 10 cm right above the lamp to adjust brightness. Hang stable for a second to confirm your adjustment. After one flicker, your adjustment has been recorded.

J Knocking Control

Knocking the lamp can help you close wake–up–light alarm, close all lights, enter pair mode, enter WIFI setup, restore the lamp and so on.

Knock Once: Stop wake–up light when this functionality is on.

Knock Twice: Close all lights (need support from other devices connected in the same network)
After two flickers, all the Roome devices that share the same network with Roome smart light will be closed.

Knock Three Times: Enter pairing mode
After three flickers, you can start to connect other Roome device with smart light and start to interact each other. The linkage is stopped automatically after 3 mins or by waving hands.

Knock Five Times: Enter WIFI setup
After five flickers, you can connect smart lamp to WIFI network using App (see App guide for detail). The linkage is stopped automatically after 3 mins or by waving hands.

Knock Ten Times: Factory Reset
After ten flickers, Roome smart light starts to reset to factory default settings. There will be three flickers after successful reset.

Warning Statement

This equipment has been tested and found to comply with the limits for a Class B digital device, pursuant to part 15 of the FCC Rules. These limits are designed to provide reasonable protection against harmful interference in a residential installation. This equipment generates, uses and can radiate radio frequency energy and, if not installed and used in accordance with the instructions, may cause harmful interference to radio communications. However, there is no guarantee that interference will not occur in a particular installation. If this equipment does cause harmful interference to radio or television reception, which can be determined by turning the equipment off and on, the user is encouraged to try to correct the interference by one or more of the following measures:

- Reorient or relocate the receiving antenna.
- Increase the separation between the equipment and receiver.
- Connect the equipment into an outlet on a circuit different from that to which the receiver is connected.
- Consult the dealer or an experienced radio/TV technician for help.

Caution: Any changes or modifications to this device not explicitly approved by manufacturer could void your authority to operate this equipment.

This device complies with part 15 of the FCC Rules. Operation is subject to the following two conditions: (1) This device may not cause harmful interference, and (2) this device must accept any interference received, including interference that may cause undesired operation.

To comply with FCC RF exposure compliance requirements, this grant is applicable to only mobile configurations. The antennas used for this transmitter must be installed to provide a separation distance of at least 20 cm from all persons and must not be co-located or operating in conjunction with any other antenna or transmitter.

ROOME

Manufacturer: HOMI Tech Co., Ltd.
Website: www.myroome.com
Add: A–109, Office Block B, RCDL Culture & Creative Industrial Base, No. 5, Guangshun North Street, Chaoyang District, Beijing, P.R.C

Basic Functions

LED Light | Gesture Control | Wireless Music | Wake-up Light | USB Charger

Flicker-free LED

21 LED bulbs are included to provide stable, flicker-free light source with brightness up to 800 luminance, which benefits your eyes while you are reading.

3-D Gesture

Gestures can be detected instantaneously benefited from our short-distance detection technology. Wave your hands to switch it on and off. Move your hands up and down to adjust brightness.

Bluetooth Wireless Speaker

Enjoy your favorite music wirelessly from your smartphone, tablet and computer. With passive bass resonance unit and 360° omnidirectional sound design.

Wake-up Light

Roome wakes you up naturally and gradually by imitating the process of sunrise, helping you developing a healthy lifestyle.

USB Chargers

Two USB chargers in the back of the lamp are ready for you to charge your cell phones while you are sleeping.

Smart Functions

Intellectual learning to adjust your preference

Roome will study each of your operation corresponding to its environment in the first several days to decide when the best period is to switch itself on for you.
Roome will start to completely auto control after about a week.

Smart switch to save your convenience

After being familiar with your preferences, Roome will automatically switch on or off as you enter or leave the room and enter soft light mode when you get up in deep night. If Roome's decision is incorrect, you can correct it and make it make more accurate decision.

High technology fits in small figure

Different sensors are included to detect every movement and whole environment in order to provide precise and personalized auto control.*

* When auto control is unnecessary, close it in the setting menu inside App.

Caution

1. Please use standard adapter to avoid unnecessary damage to the product.
2. Please do not try to assemble the product.
3. Keep product away from water.
4. Keep product away from high temperature and fire.
5. Please do not cover the lamp with heavy clothing and bedding.

Product specification

Model: RoomeLight Music
Color: Cloud white & silver
Size: 280 mm in height, 176 mm in diameter of lamp disc
Weight: 1500 grams

Processor: ARM 32-bit processor
Sensor: Microwave, light, sound, vibration and gesture detection
Communication: WIFI 2.4G, Bluetooth 2.4G, ZigBee
Operation Mode: Gesture detection, knocking, app control, time-delay switch and timer switch
System: Compatible with IOS 7.0 & Android 4.3 and above
Input: 100~240V ~ 50/60Hz

Light Source: LED source, flicker free
Max Brightness: 800 luminance
Color Temperature: 5200K
Duration: >20,000h

RMS: 3W
S/N: ≥ 80dBA
Frequency response: 200Hz-13,000Hz
Supported protocol and profile: A2DP AVRCP HFP

Wake up Mode: Light
Alarm: 2

USB Output: 5V/1A
USB chargers: 2

Service

If you have any after-sale service request, please email to: support@myroome.com.
More product details available on our official website: http://www.myroome.com.

Protection to fix card

Protection to fix elucidation

According to the prescription, the period for protecting to fix our company's Roome smart lamp is one year. (From the day when you have the invoice)

1. During this period, any belongs to under normal usage circumstance cause because of the product quality's problem of breakdown, our company will be responsible for giving free maintain.
2. Those machines that has refitted or added other functions by your own will not be accepted to repair.
3. Once the Protection to fix card or purchasing invoice has been changed, the protection to fix immediately expired.
4. This card and the purchasing invoice are both considered as the Protection to fix warrantees, so please reserve them carefully.

Free maintain won't be given under the following circumstance

1. Without Protection to fix warrantees.
2. The breakdown caused by the manipulation that hasn't follow the requests of the Manual.
3. The damage caused by customer inappropriate preservation, maintain, or the usage.
4. The breakdown and the damage caused by the Force majeure, such as fires, floods.
5. The damage caused by the dismantle movement of a non-our-company authorized maintainer.

Custom name _____ Custom phone _____

Address _____

Product model number _____ Serial number _____

Purchase store _____ Purchase date _____

Purchase data _____ Customer stamp

Invoice number _____

ROOME™

Smart light user manual
(Music version)

Please read carefully before using products