TEST REPORT

Applicant:	INFINIX MOBILITY LIMITED
Address:	FLAT N 16/F BLOCK B UNIVERSAL INDUSTRIAL CENTRE 19-25 SHAN MEI STREET FOTAN NT, Hong Kong
Equipment Type:	XPAD 20
Model Name:	X1102
Brand Name:	Infinix
FCC ID:	2AIZN-X1102
Test Standard:	47 CFR Part 2 (Others refer to chapter 3.1)
Sample Arrival Date:	Mar. 12, 2025
Test Date:	Mar. 12, 2025 - Mar. 24, 2025
Date of Issue:	Mar 31, 2025

ISSUED BY:

Shanghai Tejet Communications Technology Co., Ltd. Testing Center

Tested by: She Junyang **Checked by:** Zhu Feng **Approved by:** Chen Zidong (Technical Director)

She Junyang Zhu Feng Chen Zidong

Revision History

Version	Issue Date	Revisions Content
Rev. 01	Mar 31, 2025	Initial Issue

TABLE OF CONTENTS

1 GENERAL INFORMATION 4

1.1 Test Laboratory 4

1.2 Test Location 4

2 PRODUCT INFORMATION 5

2.1 Applicant Information 5

2.2 Manufacturer Information 5

2.3 Factory Information 5

2.4 General Description for Equipment under Test (EUT) 5

2.5 Technical Information 6

3 SUMMARY OF TEST RESULTS 8

3.1 Test Standards 8

3.2 Test Verdict 9

3.3 Decision Rule 10

4 GENERAL TEST CONFIGURATIONS 11

4.1 Test Environments 11

4.2 Test Equipment List 11

4.3 Test Configurations 13

4.4 Test Setup 22

5 TEST ITEMS 24

5.1 Transmitter Radiated Power (EIRP/ERP) 24

5.2 Peak to Average Ratio 28

5.3 Occupied Bandwidth 30

5.4 Frequency Stability 32

5.5 Spurious Emission at Antenna Terminals 34

5.6 Band Edge 38

5.7 Field Strength of Spurious Radiation 42
ANNEX A TEST RESULTS 47
A.1 Transmitter Radiated Power (EIRP/ERP) 47
A.2 Peak to Average Ratio 120
A.3 Frequency Stability 125
A.4 Spurious Emission at Antenna Terminals 143
A.5 Occupied Bandwidth 156
A.6 Band Edge 170
A.7 Field Strength of Spurious Radiation 188
ANNEX B TEST SETUP PHOTOS 190
ANNEX C EUT EXTERNAL PHOTOS 190
ANNEX D EUT INTERNAL PHOTOS 190

1 GENERAL INFORMATION

1.1 Test Laboratory

Name	Shanghai Tejet Communications Technology Co., Ltd. Testing Center
Address	1-2/F., Building 1, No.222, Xuanlan Road, Xuanqiao, Pudong New District, Shanghai, China

1.2 Test Location

Name	Shanghai Tejet Communications Technology Co., Ltd. Testing Center
Location	1-2/F., Building 1, No.222, Xuanlan Road, Xuanqiao, Pudong New District, Shanghai, China
Accreditation Certificate	The laboratory is a testing organization accredited by FCC as a accredited testing laboratory.The designation number is CN1352

2 PRODUCT INFORMATION

2.1 Applicant Information

Applicant	INFINIX MOBILITY LIMITED
Address	FLAT N 16/F BLOCK B UNIVERSAL INDUSTRIAL CENTRE 19-25 SHAN MEI STREET FOTAN NT, Hong Kong

2.2 Manufacturer Information

Manufacturer	INFINIX MOBILITY LIMITED
Address	FLAT N 16/F BLOCK B UNIVERSAL INDUSTRIAL CENTRE 19-25 SHAN MEI STREET FOTAN NT, Hong Kong

2.3 Factory Information

Factory	SHENZHEN TECNO TECHNOLOGY CO., LTD.
Address	101, Building 24, Waijing Industrial Park,Fumin Community, Fucheng Street, Longhua District, Shenzhen City, P.R. China

2.4 General Description for Equipment under Test (EUT)

EUT Name	XPAD 20
Model Name Under Test	X1102
Series Model Name	N/A
Description of Model name differentiation	N/A
Sample No	BL-SH2530222-S01
Hardware Version	N/A
Software Version	N/A
Dimensions (Approx.)	169.02*257.5*8.25mm
Weight (Approx.)	N/A

2.5 Technical Information

All Network and Wireless connectivity for EUT	2G Network GSM/GPRS/EDGE 850/1900 MHz 3G Network WCDMA/HSDPA/HSUPA Band 2/4/5 4G Network LTE FDD Band 2/4/5/7/12/13/17/25/26/66 LTE TDD Band 38/41 Bluetooth (BR+EDR+BLE) 2.4G WIFI 802.11b, 802.11g, 802.11n HT20, 5G WIFI 802.11a, 802.11n(HT20/40), 802.11ac(VHT20/40/80) ,5.8G SRD, GPS, GLONASS, BDS, Galileo,FM receiever
About the Product	The equipment is XPAD 20 Terminal, intended for used with information technology equipment.

The following is the technical information of the EUT tested frequency bands in this report.

Operating Bands	GSM/GPRS/EGPRS 850/1900 MHz WCDMA/HSDPA/HSUPA Band 2/4/5 FDD LTE Band 2/4/5/7/12/13/17/25/26/66 TDD LTE Band 38/41	
Modulation Type	GSM/GPRS	GMSK
	EGPRS	8PSK
	WCDMA	QPSK
	HSDPA /HSUPA	QPSK
		16QAM
	LTE	QPSK/16QAM
Multislot Class	GPRS/EGPRS: 12	
Antenna Type	PIFA Antenna	
Antenna Gain	GSM/GPRS/EGPRS 850: 0.92 dBi GSM/GPRS/EGPRS 1900: 0.56 dBi WCDMA/HSDPA/HSUPA Band 2: 0.56 dBi WCDMA/HSDPA/HSUPA Band 4: 1.72 dBi WCDMA/HSDPA/HSUPA Band 5: 0.92 dBi FDD LTE Band 2: 0.56 dBi FDD LTE Band 4: 1.72 dBi FDD LTE Band 5: 0.92 dBi FDD LTE Band 7: 2.54 dBi FDD LTE Band 12: -2.45 dBi FDD LTE Band 13: -3.2 dBi FDD LTE Band 17: -2.45 dBi FDD LTE Band 25: 0.56 dBi FDD LTE Band 26 (Part22): 0.36 dBi FDD LTE Band 26 (Part90): 0.36 dBi TDD LTE Band 38: 2.54 dBi	

	TDD LTE Band 41: 2.54 dBi FDD LTE Band 66: 1.72 dBi
The Max RF Output Power (EIRP/ERP)	GSM/GPRS/EGPRS 850: 30.67 dBm GSM/GPRS/EGPRS 1900: 30.04 dBm WCDMA/HSDPA/HSUPA Band 2: 23.42 dBm WCDMA/HSDPA/HSUPA Band 4: 24.58 dBm WCDMA/HSDPA/HSUPA Band 5: 21.71 dBm FDD LTE Band 2: 23.40 dBm FDD LTE Band 4: 24.63 dBm FDD LTE Band 5: 21.89 dBm FDD LTE Band 7: 25.62 dBm FDD LTE Band 12: 18.32 dBm FDD LTE Band 13: 17.48 dBm FDD LTE Band 17: 18.32 dBm FDD LTE Band 25: 23.46 dBm FDD LTE Band 26 (Part 22): 21.36 dBm FDD LTE Band 26 (Part 90): 21.28 dBm FDD LTE Band 66: 25.39 dBm TDD LTE Band 38: 25.65 dBm TDD LTE Band 41: 24.58 dBm

Band	Power Class		Tx Frequency Range	Rx Frequency Range
	GMSK	8PSK		
GSM850	4	E2	824 MHz ~ 849 MHz	869 MHz ~ 894 MHz
GSM1900	1	E2	1850 MHz ~ 1910 MHz	1930 MHz ~ 1990 MHz
WCDMA B2	3		1850 MHz ~ 1910 MHz	1930 MHz ~ 1990 MHz
WCDMA B4	3		1710 MHz ~ 1755 MHz	2110 MHz ~ 2155 MHz
WCDMA B5	3		824 MHz ~ 849 MHz	869 MHz ~ 894 MHz
LTE B2	3		1850 MHz ~ 1910 MHz	1930 MHz ~ 1990 MHz
LTE B4	3		1710 MHz ~ 1755 MHz	2110 MHz ~ 2155 MHz
LTE B5	3		824 MHz ~ 849 MHz	869 MHz ~ 894 MHz
LTE B7	3		2500 MHz ~ 2570 MHz	2620 MHz ~ 2690 MHz
LTE B12	3		699 MHz ~ 716 MHz	729 MHz ~ 746 MHz
LTE B13	3		777 MHz ~ 787 MHz	746 MHz ~ 756 MHz
LTE B17	3		704 MHz ~ 716 MHz	734 MHz ~ 746 MHz
LTE B25	3		1850 MHz ~ 1915 MHz	1930 MHz ~ 1995 MHz
LTE B26	3		814 MHz ~ 824 MHz	859 MHz ~ 869 MHz
			824 MHz ~ 849 MHz	869 MHz ~ 894 MHz
LTE B38	3		2570 MHz ~ 2620 MHz	2570 MHz ~ 2620 MHz
LTE B41	3		2496 MHz ~ 2690 MHz	2496 MHz ~ 2690 MHz
LTE B66	3		1710 MHz ~ 1780 MHz	2110 MHz ~ 2200 MHz

Note1: The EUT information provided by the applicant, except for The Max RF Conducted Power. For more detailed band specifications and features description, please refer to the manufacturer's specifications or user's manual.

3 SUMMARY OF TEST RESULTS

3.1 Test Standards

No.	Identity	Document Title
1	47 CFR Part 2	Frequency Allocations and Radio Treaty Matters; General Rules and Regulations
2	47 CFR Part 22 Subpart H	Cellular Radiotelephone Service
3	47 CFR Part 24 Subpart E	Broadband PCS
4	47 CFR Part 27	Miscellaneous Wireless Communications Services
5	47 CFR Part 90 Subpart S	Regulations Governing Licensing and Use of Frequencies in the 806-824, 851-869, 896-901, and 935-940 MHz Bands
6	ANSI C63.26-2015	American National Standard for Compliance Testing of Transmitters Used in Licensed Radio Services
7	KDB 971168 D01 v03	Measurement Guidance for Certification of Licensed Digital Transmitters

3.2 Test Verdict

No.	Test Description	FCC Part No.	Test Result	Test Verdict
1	Conducted RF Output Power	2.1046	Reporting only (ANNEX A.1)	Pass
2	Effective (Isotropic) Radiated Power	2.1046 22.913 24.232 27.50 90.635(b)	ANNEX A.1	Pass
3	Peak to Average Radio	2.1046 22.913 24.232(d) 27.50(d)	ANNEX A.2	Pass
4	Occupied Bandwidth	2.1049 22.917 24.238 27.53 90.209	ANNEX A.3	Pass
5	Frequency Stability	2.1055 22.355 24.235 27.54 90.213	ANNEX A.4	Pass
6	Spurious Emission at Antenna Terminals	2.1051 22.917 24.238 27.53 90.691	ANNEX A.5	Pass
7	Band Edge	2.1051 22.917 24.238 27.53 90.691	ANNEX A.6	Pass
8	Field Strength of Spurious Radiation	2.1053 22.917 24.238 27.53 90.691	ANNEX A.7	Pass

3.3 Decision Rule

☐ No Need

☒ Use General conformity decision rule (Consider uncertainty or not ☑ No ☐ Yes)

☐ Use Special Conformity Decision Rule (Consider uncertainty or not ☐ No ☐ Yes)

4 GENERAL TEST CONFIGURATIONS

4.1 Test Environments

During the measurement, the environmental conditions were within the listed ranges:

Relative Humidity		25% to 75%
Atmospheric Pressure		98 kPa to 102 kPa
Test Voltage of the EUT	NV (Normal Voltage)	3.8 V
	LV (Low Voltage)	3.45 V
	HV (High Voltage)	4.35 V
Test Temperature of the EUT	NT (Normal Temperature)	15 °C to 35 °C
	LT (Low Temperature)	-10°C
	HT (High Temperature)	55°C

4.2 Test Equipment List

Description	Manufacturer	Model	Serial No.	Version	Cal. Date	Cal. Due
BL410 2G/3G/4G RF Test System						
Wideband Radio Communication Tester	R&S	CMW 500	BH-EMC-L064	V3.7.60	2025/2/12	2026/2/12
PSA Spectrum Analyzer	Agilent	E4440A	TJEMC013	A.11.07	2025/4/6	2026/4/6
Signal Generator	Keysight	N5173B	BH-EMC-L074	B.01.90	2025/2/12	2026/2/12
DC Power Supply	ITECH	IT6863A	BH-EMC-L113	N/A	2025/2/12	2026/2/12
Filter unit	BALUN	SU319F	BH-EMC-L077	N/A	N/A	N/A
Filter unit	BALUN	SU319F	BH-EMC-L078	N/A	N/A	N/A
Filter unit	BALUN	SU319F	BH-EMC-L122	N/A	N/A	N/A
Switch unit	BALUN	SU319	BH-EMC-L076	N/A	N/A	N/A
Test Software	BALUN	BL410R	NA	V3.0.1.539	N/A	N/A
Radiated Test System						
Test Antenna-Bi-Log	SCHWARZBECK	VULB 9163	BH-EMC-L008	NA	2024/3/11	2027/3/10
Test Antenna-Horn	Schwarzbeck	BBHA 9120D	BH-EMC-L044	NA	2024/3/11	2027/3/10

Anechoic Chamber	YIHENG	9m*6m*6m	BH-EMC-L001	NA	2024/4/14	2027/4/13

4.3 Test Configurations

Test Items	Test Mode	Test Channel		
		LCH	MCH	HCH
Effective (Isotropic) Radiated Power	GSM 850	v	v	v
	GSM 1900	v	v	v
	GPRS 850	v	v	v
	GPRS 1900	v	v	v
	EGPRS 850	v	v	v
	EGPRS 1900	v	v	v
	WCDMA Band 2	v	v	v
	WCDMA Band 4	v	v	v
	WCDMA Band 5	v	v	v
	HSDPA Band 2	v	v	v
	HSDPA Band 4	v	v	v
	HSDPA Band 5	v	v	v
	HSUPA Band 2	v	v	v
	HSUPA Band 4	v	v	v
	HSUPA Band 5	v	v	v
Peak to Average Ratio	WCDMA Band 2	v	v	v
	WCDMA Band 4	v	v	v
	WCDMA Band 5	v	v	v
Occupied Bandwidth	GSM 850	v	v	v
	GSM 1900	v	v	v
	GPRS 850	v	v	v
	GPRS 1900	v	v	v
	EGPRS 850	v	v	v
	EGPRS 1900	v	v	v
	WCDMA Band 2	v	v	v
	WCDMA Band 4	v	v	v
	WCDMA Band 5	v	v	v
Frequency Stability	GSM 850	v	v	v
	GSM 1900	v	v	v
	GPRS 850	v	v	v
	GPRS 1900	v	v	v
	EGPRS 850	v	v	v
	EGPRS 1900	v	v	v
	WCDMA Band 2	v	v	v
	WCDMA Band 4	v	v	v
	WCDMA Band 5	v	v	v
Spurious Emission at Antenna Terminals	GSM 850	v	v	v
	GSM 1900	v	v	v
	GPRS 850	v	v	v

Test Items	Test Mode	Test Channel		
		LCH	MCH	HCH
	GPRS 1900	v	v	v
	EGPRS 850	v	v	v
	EGPRS 1900	v	v	v
	WCDMA Band 2	v	v	v
	WCDMA Band 4	v	v	v
	WCDMA Band 5	v	v	v
Band Edge	GSM 850	v	--	v
	GSM 1900	v	--	v
	GPRS 850	v	--	v
	GPRS 1900	v	--	v
	EGPRS 850	v	--	v
	EGPRS 1900	v	--	v
	WCDMA Band 2	v	--	v
	WCDMA Band 4	v	--	v
	WCDMA Band 5	v	--	v
Field Strength of Spurious Radiation	GSM 850	v	v	v
	GSM 1900	v	v	v
	WCDMA Band 2	v	v	v
	WCDMA Band 4	v	v	v
	WCDMA Band 5	v	v	v
Note 1: The mark “v” means that this configuration is chosen for testing.				

Test Mode	UL Channel	UL Channel No.	UL Frequency (MHz)
GSM/GPRS/EGPRS 850	Low Channel	128	824.2
	Middle Channel	190	836.6
	High Channel	251	848.8
GSM/GPRS/EGPRS 1900	Low Channel	512	1850.2
	Middle Channel	661	1880.0
	High Channel	810	1909.8
WCDMA Band 2	Low Channel	9262	1852.4
	Middle Channel	9400	1880.0
	High Channel	9538	1907.6
WCDMA Band 4	Low Channel	1312	1712.4
	Middle Channel	1412	1732.4
	High Channel	1513	1752.6
WCDMA Band 5	Low Channel	4132	826.4
	Middle Channel	4182	836.4
	High Channel	4233	846.6

LTE Band	Bandwidth (MHz)						Modulation Type		RB#			Test Channel		
	1.4	3	5	10	15	20	QPSK	16-QAM	1	Half	Full	LCH	MCH	HCH
Effective (Isotropic) Radiated Power														
2	v	v	v	v	v	v	v	v	v	v	v	v	v	v
4	v	v	v	v	v	v	v	v	v	v	v	v	v	v
5	v	v	v	v	n	n	v	v	v	v	v	v	v	v
7	n	n	v	v	v	v	v	v	v	v	v	v	v	v
12	v	v	v	v	n	n	v	v	v	v	v	v	v	v
13	n	n	v	v	n	n	v	v	v	v	v	v	v	v
17	n	n	v	v	n	n	v	v	v	v	v	v	v	v
25	v	v	v	v	v	v	v	v	v	v	v	v	v	v
26(Part22)	v	v	v	v	v	n	v	v	v	v	v	v	v	v
26(Part90)	v	v	v	v	--	n	v	v	v	v	v	v	v	v
38	n	n	v	v	v	v	v	v	v	v	v	v	v	v
41	n	n	v	v	v	v	v	v	v	v	v	v	v	v
66	v	v	v	v	v	v	v	v	v	v	v	v	v	v
Peak to Average Ratio														
2	--	--	--	--	--	v	v	v	v	--	v	v	v	v
4	--	--	--	--	--	v	v	v	v	--	v	v	v	v
5	--	--	--	v	n	n	v	v	v	--	v	v	v	v
7	n	n	--	--	--	v	v	v	v	--	v	v	v	v
12	--	--	--	v	n	n	v	v	v	--	v	v	v	v
13	n	n	--	v	n	n	v	v	v	--	v	--	v	--
17	n	n	--	v	n	n	v	v	v	--	v	v	v	v
25	--	--	--	--	--	v	v	v	v	--	v	v	v	v
26(Part22)	--	--	--	--	v	n	v	v	v	--	v	v	v	v
26(Part90)	--	--	--	v	--	n	v	v	v	--	v	--	v	--
38	n	n	--	--	--	v	v	v	v	--	v	v	v	v
41	n	n	--	--	--	v	v	v	v	--	v	v	v	v
66	--	--	--	--	--	v	v	v	v	--	v	v	v	v
Occupied Bandwidth														
2	v	v	v	v	v	v	v	v	--	--	v	v	v	v
4	v	v	v	v	v	v	v	v	--	--	v	v	v	v
5	v	v	v	v	n	n	v	v	--	--	v	v	v	v
7	n	n	v	v	v	v	v	v	--	--	v	v	v	v
12	v	v	v	v	n	n	v	v	--	--	v	v	v	v
13	n	n	v	v	n	n	v	v	--	--	v	v	v	v
17	n	n	v	v	n	n	v	v	--	--	v	v	v	v
25	v	v	v	v	v	v	v	v	--	--	v	v	v	v
26(Part22)	v	v	v	v	v	n	v	v	--	--	v	v	v	v
26(Part90)	v	v	v	v	--	n	v	v	--	--	v	v	v	v
38	n	n	v	v	v	v	v	v	--	--	v	v	v	v

LTE Band	Bandwidth (MHz)						Modulation Type		RB#			Test Channel		
	1.4	3	5	10	15	20	QPSK	16-QAM	1	Half	Full	LCH	MCH	HCH
41	n	n	v	v	v	v	v	v	--	--	v	v	v	v
66	v	v	v	v	v	v	v	v	--	--	v	v	v	v
Frequency Stability														
2	--	--	v	--	--	--	v	v	--	--	v	--	v	--
4	--	--	v	--	--	--	v	v	--	--	v	--	v	--
5	--	--	v	--	n	n	v	v	--	--	v	--	v	--
7	n	n	v	--	--	--	v	v	--	--	v	--	v	--
12	--	--	v	--	n	n	v	v	--	--	v	--	v	--
13	n	n	--	v	n	n	v	v	--	--	v	--	v	--
17	n	n	v	--	n	n	v	v	--	--	v	--	v	--
25	--	--	--	v	--	--	v	v	--	--	v	--	v	--
26(Part22)	--	--	--	v	--	n	v	v	--	--	v	--	v	--
26(Part90)	--	--	--	v	--	n	v	v	--	--	v	--	v	--
38	n	n	v	--	--	--	v	v	--	--	v	--	v	--
41	n	n	v	--	--	--	v	v	--	--	v	--	v	--
66	n	n	v	--	--	--	v	v	--	--	v	--	v	--
Spurious Emission at Antenna Terminals														
2	v	v	v	v	v	v	v	v	v	--	--	v	v	v
4	v	v	v	v	v	v	v	v	v	--	--	v	v	v
5	v	v	v	v	n	n	v	v	v	--	--	v	v	v
7	n	n	v	v	v	v	v	v	v	--	--	v	v	v
12	v	v	v	v	n	n	v	v	v	--	--	v	v	v
13	n	n	v	v	n	n	v	v	v	--	--	v	v	v
17	n	n	v	v	n	n	v	v	v	--	--	v	v	v
25	v	v	v	v	v	v	v	v	v	--	--	v	v	v
26(Part22)	v	v	v	v	v	n	v	v	v	--	--	v	v	v
26(Part90)	v	v	v	v	--	n	v	v	v	--	--	v	v	v
38	n	n	v	v	v	v	v	v	v	--	--	v	v	v
41	n	n	v	v	v	v	v	v	v	--	--	v	v	v
66	v	v	v	v	v	v	v	v	--	--	--	v	v	v
Band Edge														
2	v	v	v	v	v	v	v	v	v	--	v	v	--	v
4	v	v	v	v	v	v	v	v	v	--	v	v	--	v
5	v	v	v	v	n	n	v	v	v	--	v	v	--	v
7	n	n	v	v	v	v	v	v	v	--	v	v	--	v
12	v	v	v	v	n	n	v	v	v	--	v	v	--	v
13	n	n	v	v	n	n	v	v	v	--	v	v	--	v
17	n	n	v	v	n	n	v	v	v	--	v	v	--	v
25	v	v	v	v	v	v	v	v	v	--	v	v	--	v
26(Part22)	v	v	v	v	v	n	v	v	v	--	v	v	--	v
26(Part90)	v	v	v	v	--	n	v	v	v	--	v	v	--	v

LTE Band	Bandwidth (MHz)						Modulation Type		RB#			Test Channel		
	1.4	3	5	10	15	20	QPSK	16-QAM	1	Half	Full	LCH	MCH	HCH
38	n	n	v	v	v	v	v	v	v	--	v	v	--	v
41	n	n	v	v	v	v	v	v	v	--	v	v	--	v
66	v	v	v	v	v	v	v	v	v	--	v	v	--	v
Field Strength of Spurious Radiation														
2	Worst case													
4	Worst case													
5	Worst case													
7	Worst case													
12	Worst case													
13	Worst case													
17	Worst case													
25	Worst case													
26(Part22)	Worst case													
26(Part90)	Worst case													
38	Worst case													
41	Worst case													
66	Worst case													

Note 1: The mark “v” means that this configuration is chosen for testing.
Note 2: The mark “n” means that this bandwidth is not supported.

Test Mode	UL Channel	Channel Bandwidth (MHz)	UL Channel No.	UL Frequency (MHz)
LTE Band 2	Low Range	1.4	18607	1850.7
		3	18615	1851.5
		5	18625	1852.5
		10	18650	1855
		15	18675	1857.5
		20	18700	1860
	Middle Range	1.4/3/5/10/15/20	18900	1880
	High Range	1.4	19193	1909.3
		3	19185	1908.5
		5	19175	1907.5
		10	19150	1905
		15	19125	1902.5
		20	19100	1900
LTE Band 4	Low Range	1.4	19957	1710.7
		3	19965	1711.5
		5	19975	1712.5
		10	20000	1715
		15	20025	1717.5
		20	20050	1720
	Middle Range	1.4/3/5/10/15/20	20175	1732.5
	High Range	1.4	20393	1754.3
		3	20385	1753.5
		5	20375	1752.5
		10	20350	1750
		15	20325	1747.5
		20	20300	1745
LTE Band 5	Low Range	1.4	20407	824.7
		3	20415	825.5
		5	20425	826.5
		10	20450	829
	Middle Range	1.4/3/5/10	20525	836.5
	High Range	1.4	20643	848.3
		3	20635	847.5
		5	20625	846.5
		10	20600	844
LTE Band 7	Low Range	5	20775	2502.5
		10	20800	2505
		15	20825	2507.5
		20	20850	2510
	Middle Range	5/10/15/20	21100	2535

Test Mode	UL Channel	Channel Bandwidth (MHz)	UL Channel No.	UL Frequency (MHz)
	High Range	5	21425	2567.5
		10	21400	2565
		15	21375	2562.5
		20	21350	2560
LTE Band 12	Low Range	1.4	23017	699.7
		3	23025	700.5
		5	23035	701.5
		10	23060	704
	Middle Range	1.4/3/5/10	23095	707.5
	High Range	1.4	23173	715.3
		3	23165	714.5
		5	23155	713.5
		10	23130	711
LTE Band 13	Low Range	5	23205	779.5
		10	23230	782
	Middle Range	5/10	23230	782
	High Range	5	23255	784.5
		10	23230	782
LTE Band 17	Low Range	5	23755	706.5
		10	23780	709
	Middle Range	5/10	23790	710
	High Range	5	23825	713.5
		10	23800	711
LTE Band 25	Low Range	1.4	26047	1850.7
		3	26055	1851.5
		5	26065	1852.5
		10	26090	1855
		15	26115	1857.5
		20	26140	1860
	Middle Range	1.4/3/5/10/15/20	26365	1882.5
	High Range	1.4	26683	1914.3
		3	26675	1913.5
		5	26665	1912.5
		10	26640	1910
		15	26615	1907.5
		20	26590	1905
LTE Band 26 (Part90)	Low Range	1.4	26697	814.7
		3	26705	815.5
		5	26715	816.5
		10	---	---
	Middle Range	1.4/3/5/10	26740	819

Test Mode	UL Channel	Channel Bandwidth (MHz)	UL Channel No.	UL Frequency (MHz)
	High Range	1.4	26783	823.3
		3	26775	822.5
		5	26765	821.5
		10	---	---
LTE Band 26 (Part22)	Low Range	1.4	26797	824.7
		3	26805	825.5
		5	26815	826.5
		10	26840	829
		15	26865	831.5
	Middle Range	1.4/3/5/10/15	26915	836.5
	High Range	1.4	27033	848.3
		3	27025	847.5
		5	27015	846.5
		10	26990	844
		15	26965	841.5
LTE Band 38	Low Range	5	37775	2572.5
		10	37800	2575
		15	37825	2577.5
		20	37850	2580
	Middle Range	5/10/15/20	38000	2595
	High Range	5	38225	2617.5
		10	38200	2615
		15	38175	2612.5
		20	38150	2610
LTE Band 41(full)	Low Range	5	39675	2498.5
		10	39700	2501
		15	39725	2503.5
		20	39750	2506
	Middle Range	5/10/15/20	40620	2593
	High Range	5	41565	2687.5
		10	41540	2685
		15	41515	2682.5
		20	41490	2680
LTE Band 66	Low Range	1.4	131979	1710.7
		3	131987	1711.5
		5	131997	1712.5
		10	132022	1715
		15	132047	1717.5
		20	132072	1720
	Middle Range	1.4/3/5/10/15/20	132422	1745
	High Range	1.4	132665	1755

Test Mode	UL Channel	Channel Bandwidth (MHz)	UL Channel No.	UL Frequency (MHz)
		3	132657	1779.3
		5	132647	1778.5
		10	132622	1777.5
		15	132597	1772.5
		20	132572	1770

4.4 Test Setup

4.4.1 For Antenna Port Test

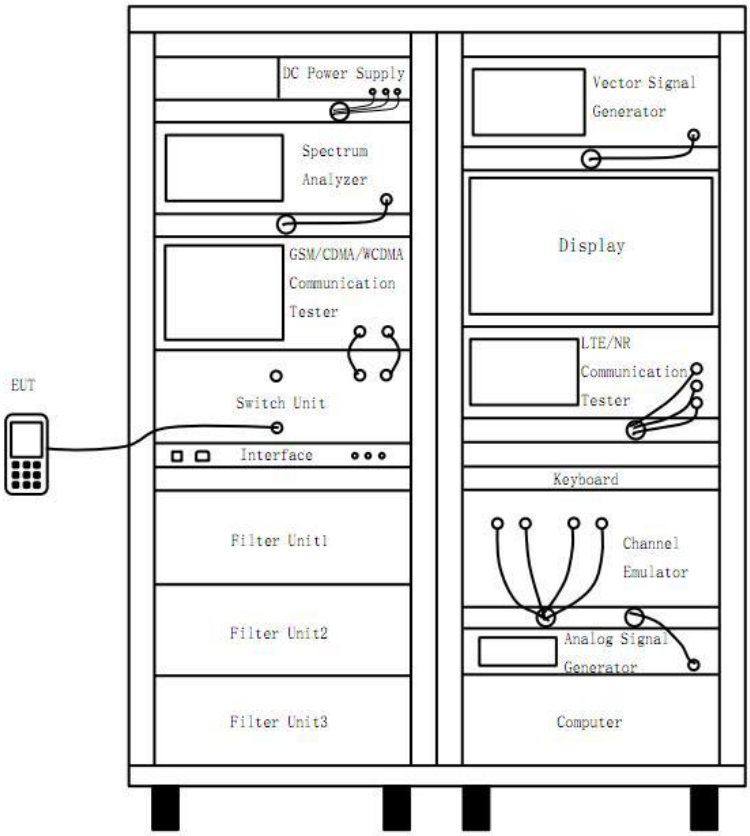

(Diagram 1)

4.4.2 For Frequency Stability Test

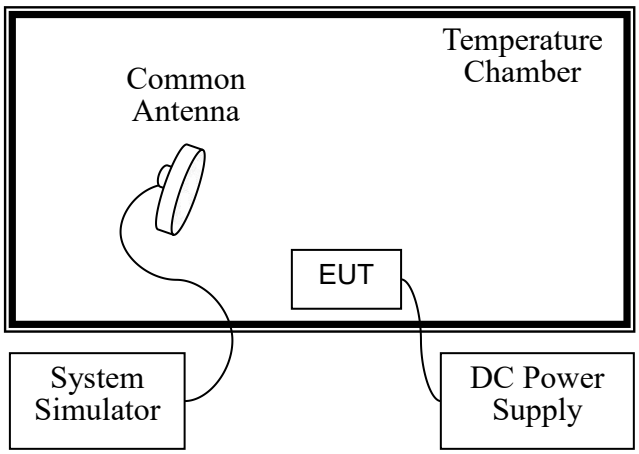

(Diagram 2)

4.4.3 For Radiated Test (30 MHz ~ 1 GHz)

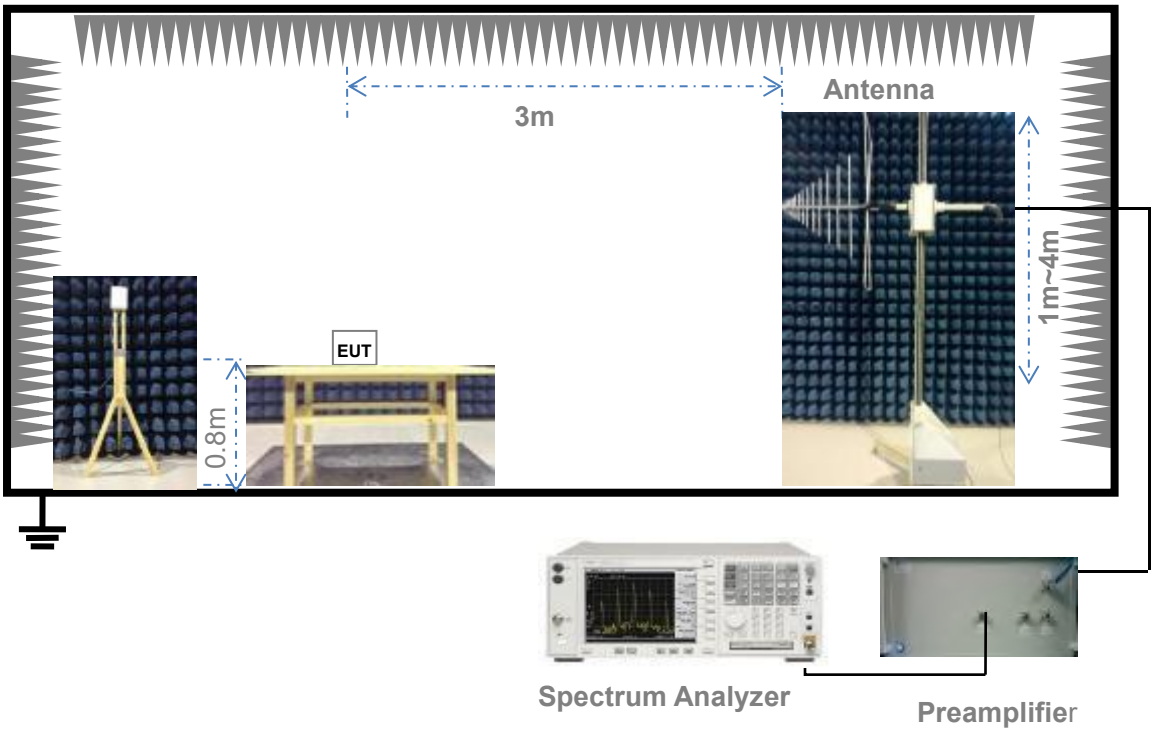

(Diagram 3)

4.4.4 For Radiated Test (Above 1 GHz)

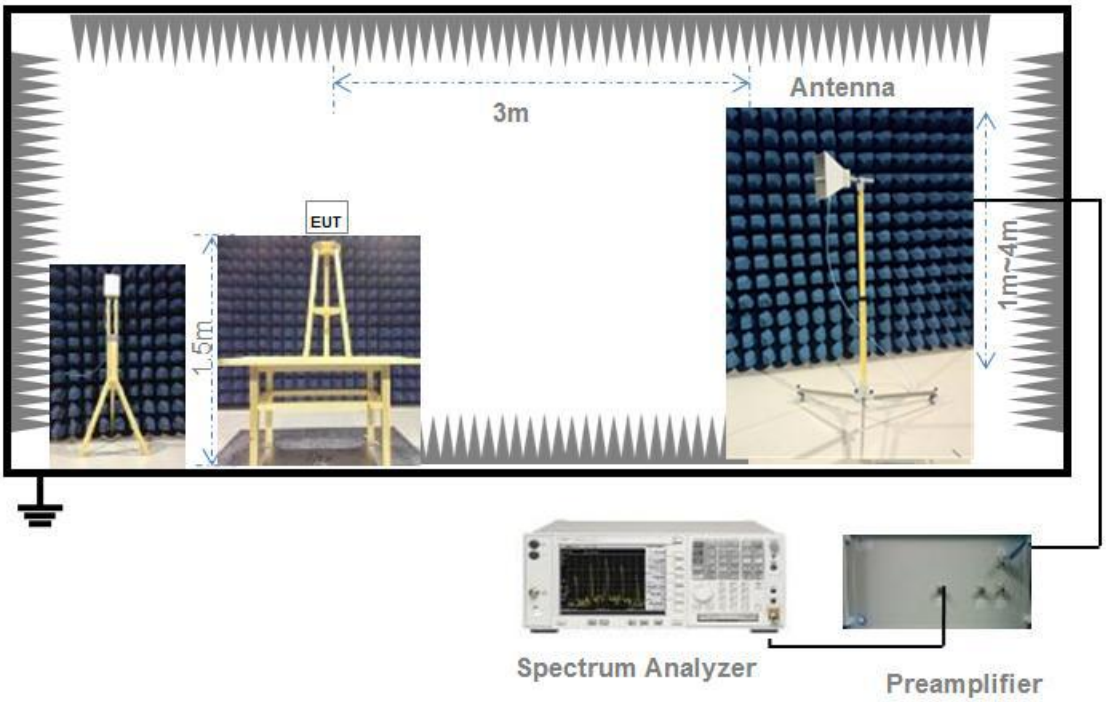

(Diagram 4)

5 TEST ITEMS

5.1 Transmitter Radiated Power (EIRP/ERP)

5.1.1 Limit

FCC § 2.1046 & 22.913(a) & 24.232(c) & 27.50(a) & 27.50(b) & 27.50(c) & 27.50(d) & 27.50(h) & 27.50(j) & 27.50(k) & 90.635(b)

According to FCC section 22.913(a) (5), the Effective Radiated Power (ERP) of mobile transmitters and auxiliary test transmitters must not exceed 7 watts.

According to FCC section 24.232(c), mobile and portable stations are limited to 2 watts EIRP and the equipment must employ a means for limiting power to the minimum necessary for successful communications.

According to FCC section 27.50(a) (3), for mobile and portable stations transmitting in the 2305-2315MHz band or the 2350-2360MHz band, the average EIRP must not exceed 50 milliwatts within any 1 megahertz of authorized bandwidth, except that for mobile and portable stations compliant with 3GPP LTE standards. For mobile and portable stations using time division duplexing (TDD) technology, the duty cycle must not exceed 38 percent in the 2305-2315 MHz and 2350-2360 MHz bands.

FCC section 27.50(b) (10), portable stations (hand-held devices) transmitting in the 746-757MHz, 776-788MHz, and 805-806MHz bands are limited to 3 watts ERP.

FCC section 27.50(c) (10), portable stations (hand-held devices) in the 600MHz uplink band and the 698-746MHz band, and fixed and mobile stations in the 600MHz uplink band are limited to 3 watts ERP.

FCC section 27.50(d) (4), fixed, mobile, and portable (hand-held) stations operating in the 1710-1755 MHz band and mobile and portable stations operating in the 1695-1710 MHz and 1755-1780 MHz bands are limited to 1 watt EIRP. Fixed stations operating in the 1710-1755 MHz band are limited to a maximum antenna height of 10 meters above ground. Mobile and portable stations operating in these bands must employ a means for limiting power to the minimum necessary for successful communications.

Fixed, mobile, and portable (hand-held) stations operating in the 2000-2020 MHz band are limited to 2 watts EIRP.

And FCC section 27.50(h) (2), for mobile and other user stations, mobile stations are limited to 2.0 watts EIRP. All user stations are limited to 2.0 watts transmitter output power.

FCC section 27.50(j) (3), for mobile, and portable (hand-held) stations operating in the 3700-3980 MHz band are limited to 1 watt EIRP.

FCC section 27.50(k) (3), Mobile devices are limited to 1Watt (30 dBm) EIRP in the 3450-3550 MHz band.

According to FCC section 90.635(b), the maximum output power of the transmitter for mobile stations is 100 watts (20dBW).

5.1.2 Test Setup

The section 4.4.1 (Diagram 1) test setup description is used for conducted test, and the section 4.4.3 and 4.4.4 (Diagram 3, 4) test setup description is used for radiated test. The photo of test setup please refer to ANNEX B.

5.1.3 Test Procedure

Description of the Conducted Output Power Measurement

The EUT is coupled to the SS with attenuator through power splitter; the RF load attached to EUT antenna terminal is 50Ohm; the path loss as the factor is calibrated to correct the reading. A system simulator is used to establish communication with the EUT, and its parameters are set to force the EUT transmitting at maximum output power. The measured power in the radio frequency on the transmitter output terminals shall be reported.

The relevant equation for determining the conducted measured value is:

Conducted Output Power Value (dBm) = Measured Value (dBm) + Path Loss (dB)

where:
Conducted Output Power Value = final conducted measured value in the conducted power test, in dBm;
Measured Value = measured conducted power received by spectrum analyzer or power meter, in dBm;
Path Loss = signal attenuation in the connecting cable between the transmitter and spectrum analyzer or power meter, including external cable loss, in dB;

During the test, the data of Path Loss (dB) is added in the spectrum analyzer or power meter, so Measured Value (dBm) is the final values which contains the data of Path Loss (dB).

For example:

In the conducted output power test, when measured value for GSM850 is 24.7 dBm, and path loss is 8.5 dB, then final conducted output power value is:

Conducted Output Power Value (dBm) = 24.7 dBm + 8.5 dB = 33.2 dBm

Description of the Transmitter Radiated Power Measurement

In many cases, the RF output power limits for licensed digital transmission devices is specified in terms of effective radiated power (ERP) or equivalent isotropic radiated power (EIRP). Typically, ERP is specified when the operating frequency is less than or equal to 1 GHz and EIRP is specified when the operating frequency is greater than 1 GHz. Both are determined by adding the transmit antenna gain to the conducted RF output power with the primary difference between the two being that when determining the

ERP, the transmit antenna gain is referenced to a dipole antenna (i.e., dBd) whereas when determining the EIRP, the transmit antenna gain is referenced to an isotropic antenna (dBi).

Final measurement calculation as below:

The relevant equation for determining the ERP or EIRP from the conducted RF output power measured using the guidance provided above is:

ERP/EIRP = P_{Meas} + GT − LC

where:
ERP/EIRP = effective or equivalent radiated power, respectively (expressed in the same units as P_{Meas}, typically dBW or dBm);
P_{Meas} = measured transmitter output power or PSD, in dBm or dBW;
GT = gain of the transmitting antenna, in dBd (ERP) or dBi (EIRP);
dBd (ERP)=dBi (EIRP) -2.15 dB
LC = signal attenuation in the connecting cable between the transmitter and antenna, in dB.

For devices utilizing multiple antennas, KDB 662911 provides guidance for determining the effective array transmit antenna gain term to be used in the above equation.

For example:
In the EIRP test, when P_{Meas} value for GSM1900 is 30.2 dBm, LC is 0.6 dB, and GT is -3.4 dB, then final EIRP value is:
EIRP for GSM1900 = 30.2 dBm - 3.4 dBi - 0.6 dB = 26.2 dBm

The relevant equation for determining the ERP/EIRP from the radiated RF output power is:
ERP/EIRP (dBm) = SA Read Value (dBm) + Correction Factor (dB)

where:
ERP/EIRP = effective or equivalent radiated power, in dBm;
SA Read Value = measured transmitter power received by EMI receiver or spectrum analyzer, in dBm;
Correction Factor = total correction factor including cable loss, in dB;

During the test, the data of Correction Factor (dB) is added in the EMI receiver or spectrum analyzer, so SA Read Value (dBm) is the final values which contains the data of Correction Factor (dB).

For example:

In the ERP test, when SA read value for GSM850 is 21dBm, and correction factor is 8dB, then final ERP value for GSM850 is:

ERP (dBm) = 21dBm + 8dB = 29dBm

5.1.4 Test Result

Please refer to ANNEX A.1.

5.2 Peak to Average Ratio

5.2.1 Limit

FCC § 2.1046 & 22.913(d) & 24.232(d) & 27.50(d) & 27.50(j) & 27.50(k)

In addition, when the transmitter power is measured in terms of average value, the peak-to-average power ratio (PAPR) of the transmitter shall not exceed 13 dB for more than 0.1% of the time using a signal corresponding to the highest PAPR during periods of continuous transmission.

According to 22.913(d),Measurement of the ERP of Cellular base transmitters and repeaters must be made using an average power measurement technique. The peak-to-average ratio (PAR) of the transmission must not exceed 13 dB.

According to FCC section 24.232(d), power measurements for transmissions by stations authorized under this section may be made either in accordance with a Commission-approved average power technique or in compliance with 24.232 (e) of this section. In both instances, equipment employed must be authorized in accordance with the provisions of § 24.51. In measuring transmissions in this band using an average power technique, the peak-to-average ratio (PAR) of the transmission may not exceed 13 dB.

FCC section 24.232(e), peak transmit power must be measured over any interval of continuous transmission using instrumentation calibrated in terms of an rms equivalent voltage. The measurement results shall be properly adjusted for any instrument limitations, such as detector response times, limited resolution bandwidth capability when compared to the emission bandwidth, sensitivity, etc., so as to obtain a true peak measurement for the emission in question over the full bandwidth of the channel.

According to FCC section 27.50(d) (5) & 27.50(j) & 27.50(k), in measuring transmissions in this band using an average power technique, the peak-to-average ratio (PAR) of the transmission may not exceed 13dB.

5.2.2 Test Setup

The section 4.4.1 (Diagram 1) test setup description is used for this test. The photo of test setup please refer to ANNEX B.

5.2.3 Test Procedure

Here the lowest, middle and highest channels are selected to perform testing to verify the peak-to-average ratio.

According to KDB 971168 D01, there is CCDF procedure for PAPR:

a) Refer to instrument’s analyzer instruction manual for details on how to use the power statistics/CCDF function;

b) Set resolution/measurement bandwidth ≥ signal’s occupied bandwidth;

c) Set the number of counts to a value that stabilizes the measured CCDF curve;

d) Set the measurement interval as follows:

1) for continuous transmissions, set to 1 ms,

2) for burst transmissions, employ an external trigger that is synchronized with the EUT burst timing sequence, or use the internal burst trigger with a trigger level that allows the burst to stabilize and set the measurement interval to a time that is less than or equal to the burst duration.

e) Record the maximum PAPR level associated with a probability of 0.1%.

Alternate procedure for PAPR:

Use one of the procedures presented in 4.1 to measure the total peak power and record as P_{Pk}. Use one of the applicable procedures presented 4.2 to measure the total average power and record as P_{Avg}. Both the peak and average power levels must be expressed in the same logarithmic units (e.g., dBm). Determine the PAPR from:

PAPR (dB) = P_{Pk} (dBm) - P_{Avg} (dBm).

5.2.4 Test Result

Please refer to ANNEX A.2.

5.3 Occupied Bandwidth

5.3.1 Limit

FCC § 2.1049

The occupied bandwidth is the frequency bandwidth such that, below its lower and above its upper frequency limits, the mean powers radiated are each equal to 0.5 percent of the total mean power radiated by a given emission.

Many of the individual rule parts specify a relative OBW in lieu of the 99% OBW. In such cases, the OBW is defined as the width of the signal between two points, one below the carrier center frequency and on above the carrier center frequency, outside of which all emissions are attenuated by at least X dB below the transmitter power, where the value of X is typically specified as 26.

5.3.2 Test Setup

The section 4.4.1 (Diagram 1) test setup description is used for this test. The photo of test setup please refer to ANNEX B.

5.3.3 Test Procedure

The following procedure shall be used for measuring power bandwidth.

a) The spectrum analyzer center frequency is set to the nominal EUT channel center frequency. The frequency span for the spectrum analyzer shall be set wide enough to capture all modulation products including the emission skirts (i.e., two to five times the anticipated OBW).

b) The nominal IF filter bandwidth (3 dB RBW) shall be in the range of 1 to 5 % of the anticipated OBW, and the VBW shall be at least 3 times the RBW.

c) Set the reference level of the instrument as required to keep the signal from exceeding the maximum input mixer level for linear operation. In general, the peak of the spectral envelope must be at least 10log (OBW / RBW) below the reference level.

d) NOTE—Steps a) through c) may require iteration to adjust within the specified tolerances.

e) For -26 dB OBW, the dynamic range of the spectrum analyzer at the selected RBW shall be at least 10dB below the target “-X dB down” requirement, e.g. -26 dB OBW, the spectrum analyzer noise floor at the selected RBW shall be 36dB below the reference value.

f) Set the detection mode to peak, and the trace mode to max hold.

g) For 99% OBW, use the 99 % power bandwidth function of the spectrum analyzer (if available) and report the measured bandwidth.

If the instrument does not have a 99 % power bandwidth function, the trace data points are to be recovered and directly summed in linear power terms. The recovered amplitude data points, beginning at the lowest frequency, are placed in a running sum until 0.5 % of the total is reached; that frequency is

recorded as the lower frequency. The process is repeated until 99.5 % of the total is reached; that frequency is recorded as the upper frequency. The 99 % power bandwidth is the difference between these two frequencies.

h) For -26 dB OBW, determine the reference value: Set the EUT to transmit a modulated signal. Allow the trace to stabilize. Set the spectrum analyzer marker to the highest level of the displayed trace (this is the reference value).

Determine the “-X dB down amplitude” as equal to (reference value -X). Alternatively, this calculation can be performed by the analyzer by using the marker-delta function.

Place two markers, one at the lowest and the other at the highest frequency of the envelope of the spectral display such that each marker is at or slightly below “-X dB down amplitude” determined in step g). If a marker is below this “-X dB down amplitude” value it shall be placed as close as possible to this value. The OBW is the positive frequency difference between the two markers.

i) The OBW shall be reported by providing plot(s) of the measuring instrument display. The frequency and amplitude axes and scale shall be clearly labeled. Tabular data may be reported in addition to the plot(s).

j) Change variable modulations, coding, or channel bandwidth settings, then repeat above test procedures.

5.3.4 Test Result

Please refer to ANNEX A.3.

5.4 Frequency Stability

5.4.1 Limit

FCC § 2.1055 & 22.355 & 24.235 & 27.54 & 90.213

FCC § 2.1055

The frequency stability shall be measured with variation of ambient temperature as follows:

(1) The temperature is varied from -30°C to +50°C.

(2) Frequency measurements shall be made at the extremes of the specified temperature range and at intervals of not more than 10°C through the range.

The frequency stability shall be measured with variation of primary supply voltage as follows:

(1) Vary primary supply voltage from 85 to 115 percent of the nominal value for other than carried battery equipment.

(2) For hand carried, battery powered equipment, reduce primary supply voltage to the battery operating and point which shall be specified by the manufacture.

(3) The supply voltage shall be measured at the input to the cable normally provided with the equipment, or at the power supply terminals if cables are not normally provided.

FCC § 22.355

Except as otherwise provided in this part, the carrier frequency of each transmitter in the Public Mobile Services must be maintained within the tolerances given in Table C-1 of this section.

Table C-1—Frequency Tolerance for Transmitters in the Public Mobile Services

Frequency range (MHz)	Base, fixed (ppm)	Mobile > 3 watts (ppm)	Mobile ≤ 3 watts (ppm)
25 to 50	20.0	20.0	50.0
50 to 450	5.0	5.0	50.0
450 to 512	2.5	5.0	5.0
821 to 896	1.5	2.5	2.5
928 to 929	5.0	n/a	n/a
929 to 960	1.5	n/a	n/a
2110 to 2220	10.0	n/a	n/a

FCC § 24.235

The frequency stability shall be sufficient to ensure that the fundamental emission stays within the authorized frequency block.

FCC § 27.54

The frequency stability shall be sufficient to ensure that the fundamental emissions stay within the authorized bands of operation.

FCC § 90.213

The frequency stability shall not depart from the reference frequency in excess of ±2.5ppm for mobile stations.

5.4.2 Test Setup

The section 4.4.2 (Diagram 2) test setup description is used for this test. The photo of test setup please refer to ANNEX B.

5.4.3 Test Procedure

1. The EUT is placed in a temperature chamber.

2. The temperature is set to 25°C and allowed to stabilize. After sufficient soak time, the transmitting frequency error is measured.

3. The temperature is increased by not more than 10 degrees, allowed to stabilize and soak, and then repeat the frequency error measurement.

4. Repeat procedure 3 until +50°C and -30°C is reached.

5. Change supply voltage, and repeat measurement until extreme voltage is reached.

5.4.4 Test Result

Please refer to ANNEX A.4.

5.5 Spurious Emission at Antenna Terminals

5.5.1 Limit

FCC § 2.1051 & 22.917(a) & 24.238(a) & 27.53(a) & 27.53(c) & 27.53(f) & 27.53(g) & 27.53(h) & 27.53(l) & 27.53(m) & 27.53(n) & 90.691

In the 1 MHz bands immediately outside and adjacent to the frequency block, a resolution bandwidth of at least one percent of the emission bandwidth of the fundamental emission of the transmitter may be employed.

The emission bandwidth is defined as the width of the signal between two points, one below the carrier center frequency and one above the carrier center frequency, outside of which all emissions are attenuated at least 26 dB below the transmitter power.

FCC § 22.917(a) & 24.238(a)

The power of any emission outside of the authorized operating frequency ranges must be attenuated below the transmitting power (P) by a factor of at least 43+10*log(P) dB. This is calculated to be -13 dBm.

FCC § 27.53(a) (4)

For mobile and portable stations operating in the 2305-2315MHz and 2350-2360MHz bands:

(1)By a factor of not less than: 43 + 10 log (P) dB on all frequencies between 2305 and 2320MHz and on all frequencies between 2345 and 2360MHz that are outside the licensed band(s) of operation, not less than 55 + 10 log (P) dB on all frequencies between 2320 and 2324MHz and on all frequencies between 2341 and 2345MHz, not less than 61 + 10 log (P) dB on all frequencies between 2324 and 2328MHz and on all frequencies between 2337 and 2341MHz, and not less than 67 + 10 log (P) dB on all frequencies between 2328 and 2337MHz.

(2)By a factor of not less than 43 + 10 log (P) dB on all frequencies between 2300 and 2305MHz, 55 + 10 log (P) dB on all frequencies between 2296 and 2300MHz, 61 + 10 log (P) dB on all frequencies between 2292 and 2296MHz, 67 + 10 log (P) dB on all frequencies between 2288 and 2292MHz, and 70 + 10 log (P) dB below 2288MHz.

(3)By a factor of not less than 43 + 10 log (P) dB on all frequencies between 2360 and 2365MHz, and not less than 70 + 10 log (P) dB above 2365MHz.

FCC § 27.53(c)

For operations in the 746–758 MHz band and the 776–788 MHz band, the power of any emission outside the licensee's frequency band(s) of operation shall be attenuated below the transmitter power (P) within the licensed band(s) of operation, measured in watts, in accordance with the following:

(1) On any frequency outside the 746–758 MHz band, the power of any emission shall be attenuated outside the

band below the transmitter power (P) by at least 43 + 10 log (P) dB;

(2) On any frequency outside the 776–788 MHz band, the power of any emission shall be attenuated outside the

band below the transmitter power (P) by at least 43 + 10 log (P) dB;

(3) On all frequencies between 763–775 MHz and 793–805 MHz, by a factor not less than 76 + 10 log (P) dB in a 6.25 kHz band segment, for base and fixed stations;

(4) On all frequencies between 763–775 MHz and 793–805 MHz, by a factor not less than 65 + 10 log (P) dB in a 6.25 kHz band segment, for mobile and portable stations;

(5) Compliance with the provisions of paragraphs (c)(1) and (c)(2) of this section is based on the use of measurement instrumentation employing a resolution bandwidth of 100 kHz or greater.

However, in the 100 kHz bands immediately outside and adjacent to the frequency block, a resolution bandwidth

of at least 30 kHz may be employed;

(6) Compliance with the provisions of paragraphs (c)(3) and (c)(4) of this section is based on the use of measurement instrumentation such that the reading taken with any resolution bandwidth setting should be adjusted to indicate spectral energy in a 6.25 kHz segment.

FCC § 27.53(f)

For operations in the 746–758 MHz, 775–788 MHz, and 805–806 MHz bands, emissions in the band 1559–1610 MHz shall be limited to - 70 dBW/MHz equivalent isotropically radiated power (EIRP) for wideband signals, and -80 dBW EIRP for discrete emissions of less than 700 Hz bandwidth. For the purpose of equipment authorization, a transmitter shall be tested with an antenna that is representative of the type that will be used with the equipment in normal operation.

FCC § 27.53(g)

For operations in the 600MHz band and the 698-746MHz band, the power of any emission outside a licensee’s frequency band(s) of operation shall be attenuated below the transmitter power (P) within the licensed band(s) of operation, measured in watts, by at least 43+10*log(P) dB. Compliance with this provision is based on the use of measurement instrumentation employing a resolution bandwidth of 100 kHz bands immediately outside and adjacent to a licensee’s frequency block, a resolution bandwidth of at least 30 kHz may be employed.

FCC § 27.53(h) (1)

Except as otherwise specified below, for operations in the 1695-1710 MHz, 1710-1755 MHz, 1755-1780 MHz, 1915-1920 MHz, 1995-2000 MHz, 2000-2020 MHz, 2110-2155 MHz, 2155-2180 MHz, and 2180-2200 bands, the power of any emission outside a licensee's frequency block shall be attenuated below the transmitter power (P) in watts by at least 43 + 10 $\log_{10}$ (P) dB.

FCC § 27.53(l) (2)

For mobile operations in the 3700-3980 MHz band, the conducted power of any emission outside the licensee's authorized bandwidth shall not exceed −13 dBm/MHz.

FCC § 27.53(m) (4)

For mobile digital stations (BRS and EBS stations), the attenuation factor shall be not less than:

• 40+10logP dB (−10 dBm, 100 nW) on all frequencies between the channel edge and 5 MHz from the channel edge.

• 43+10logP dB (−13 dBm, 50 nW) on all frequencies between 5 MHz and X MHz from the channel edge,

• 55+10logP dB (−25 dBm, 3 nW) on all frequencies more than X MHz from the channel edge, where X is the greater of 6 MHz or the actual emission bandwidth (26 dB).

In addition, the attenuation factor shall not be less that 43 + 10 log (P) dB on all frequencies between 2490.5 MHz and 2496 MHz and 55 + 10 log (P) dB at or below 2490.5 MHz. Mobile Satellite Service licensees operating on frequencies below 2495 MHz may also submit a documented interference complaint against BRS licensees operating on channel BRS Channel 1 on the same terms and conditions as adjacent channel BRS or EBS licensees.

FCC § 27.53(n) (2)

For mobile operations in the 3450-3550 MHz band, the conducted power of any emission outside the licensee's authorized bandwidth shall not exceed −13 dBm/MHz.

FCC § 90.691

(a) Out-of-band emission requirement shall apply only to the “outer” channels included in an EA license and to spectrum adjacent to interior channels used by incumbent licensees. The emission limits are as follows:

(1) For any frequency removed from the EA licensee's frequency block by up to and including 37.5 kHz, the power of any emission shall be attenuated below the transmitter power (P) in watts by at least 116 $Log_{10}(f/6.1)$ decibels or 50 + 10 $Log_{10}(P)$ decibels or 80 decibels, whichever is the lesser attenuation, where f is the frequency removed from the center of the outer channel in the block in kilohertz and where f is greater than 12.5 kHz.

(2) For any frequency removed from the EA licensee's frequency block greater than 37.5 kHz, the power of any emission shall be attenuated below the transmitter power (P) in watts by at least 43 + $10Log_{10}(P)$ decibels or 80 decibels, whichever is the lesser attenuation, where f is the frequency removed from the center of the outer channel in the block in kilohertz and where f is greater than 37.5 kHz.

(b) When an emission outside of the authorized bandwidth causes harmful interference, the Commission may, at its discretion, require greater attenuation than specified in this section.

5.5.2 Test Setup

The section 4.4.1 (Diagram 1) test setup description was used for this test. The photo of test setup please refer to ANNEX B.

5.5.3 Test Procedure

The level of the carrier and the various conducted spurious and harmonic frequencies is measured by means of a calibrated spectrum analyzer. The spectrum is scanned from the lowest frequency generated in the equipment up to a frequency including its 10th harmonic. On any frequency outside a licensee's frequency block, the power of any emission shall be attenuated below the transmitter power (P) by at least 43 + 10 log(P) dB. Compliance with these provisions is based on the use of measurement instrumentation employing a resolution bandwidth of 1 MHz or greater. However, in the 1 MHz bands immediately outside and adjacent to the frequency blocks a resolution bandwidth of at least one percent of the emission bandwidth of the fundamental emission of the transmitter may be employed. The emission bandwidth is defined as the width of the signal between two points, one below the carrier center frequency and one above the carrier center frequency, outside of which all emissions are attenuated at least 26 dB below the transmitter power.

1. The EUT is coupled to the system simulator and spectrum analyzer; the RF load attached to EUT antenna terminal is 50Ohm; the path loss as the factor is calibrated to correct the reading.

2. Base Station is used to establish communication with the EUT, and its parameters are set to force the EUT transmitting at maximum output power.

3. The RF output of the transmitter is connected to the input of the spectrum analyzer through sufficient attenuation.

4. Spurious emissions are tested with 0.001MHz RBW for frequency less than 150kHz, 0.01MHz RBW for frequency less than 30MHz, 0.1MHz RBW for frequency less than 1GHz, and 1MHz RBW for frequency above 1GHz. And sweep point number are at least 401, referring to following formula.

   Sweep point number = Span/RBW

   VBW=3*RBW

   Detector Mode=mean or average power

5. Record the frequencies and levels of spurious emissions.

5.5.4 Test Result

Please refer to ANNEX A.5.

5.6 Band Edge

5.6.1 Limit

FCC § 2.1051 & 22.917(a) & 24.238(a) & 27.53(a) & 27.53(c) & 27.53(g) & 27.53(h) & 27.53(l) & 27.53(m) & 27.53(n) & 90.691

In the 1 MHz bands immediately outside and adjacent to the frequency block, a resolution bandwidth of at least one percent of the emission bandwidth of the fundamental emission of the transmitter may be employed.

The emission bandwidth is defined as the width of the signal between two points, one below the carrier center frequency and one above the carrier center frequency, outside of which all emissions are attenuated at least 26 dB below the transmitter power.

FCC § 22.917(a) & 24.238(a)

The power of any emission outside of the authorized operating frequency ranges must be attenuated below the transmitting power (P) by a factor of at least 43+10*log(P) dB. This is calculated to be -13 dBm.

FCC § 27.53(a) (4)

For mobile and portable stations operating in the 2305-2315MHz and 2350-2360MHz bands:

(1)By a factor of not less than: 43 + 10 log (P) dB on all frequencies between 2305 and 2320MHz and on all frequencies between 2345 and 2360MHz that are outside the licensed band(s) of operation, not less than 55 + 10 log (P) dB on all frequencies between 2320 and 2324MHz and on all frequencies between 2341 and 2345MHz, not less than 61 + 10 log (P) dB on all frequencies between 2324 and 2328MHz and on all frequencies between 2337 and 2341MHz, and not less than 67 + 10 log (P) dB on all frequencies between 2328 and 2337MHz.

(2)By a factor of not less than 43 + 10 log (P) dB on all frequencies between 2300 and 2305MHz, 55 + 10 log (P) dB on all frequencies between 2296 and 2300MHz, 61 + 10 log (P) dB on all frequencies between 2292 and 2296MHz, 67 + 10 log (P) dB on all frequencies between 2288 and 2292MHz, and 70 + 10 log (P) dB below 2288MHz.

(3)By a factor of not less than 43 + 10 log (P) dB on all frequencies between 2360 and 2365MHz, and not less than 70 + 10 log (P) dB above 2365MHz.

FCC § 27.53(c)

For operations in the 746–758 MHz band and the 776–788 MHz band, the power of any emission outside the licensee's frequency band(s) of operation shall be attenuated below the transmitter power (P) within the licensed band(s) of operation, measured in watts, in accordance with the following:

(1) On any frequency outside the 746–758 MHz band, the power of any emission shall be attenuated outside the

band below the transmitter power (P) by at least 43 + 10 log (P) dB;

(2) On any frequency outside the 776–788 MHz band, the power of any emission shall be attenuated outside the

band below the transmitter power (P) by at least 43 + 10 log (P) dB;

(3) On all frequencies between 763–775 MHz and 793–805 MHz, by a factor not less than 76 + 10 log (P) dB in a 6.25 kHz band segment, for base and fixed stations;

(4) On all frequencies between 763–775 MHz and 793–805 MHz, by a factor not less than 65 + 10 log (P) dB in a 6.25 kHz band segment, for mobile and portable stations;

(5) Compliance with the provisions of paragraphs (c)(1) and (c)(2) of this section is based on the use of measurement instrumentation employing a resolution bandwidth of 100 kHz or greater.

However, in the 100 kHz bands immediately outside and adjacent to the frequency block, a resolution bandwidth

of at least 30 kHz may be employed;

(6) Compliance with the provisions of paragraphs (c)(3) and (c)(4) of this section is based on the use of measurement instrumentation such that the reading taken with any resolution bandwidth setting should be adjusted to indicate spectral energy in a 6.25 kHz segment.

FCC § 27.53(g)

For operations in the 600MHz band and the 698-746MHz band, the power of any emission outside a licensee’s frequency band(s) of operation shall be attenuated below the transmitter power (P) within the licensed band(s) of operation, measured in watts, by at least 43+10*log(P) dB. Compliance with this provision is based on the use of measurement instrumentation employing a resolution bandwidth of 100 kHz bands immediately outside and adjacent to a licensee’s frequency block, a resolution bandwidth of at least 30 kHz may be employed.

FCC § 27.53(h) (1)

Except as otherwise specified below, for operations in the 1695-1710 MHz, 1710-1755 MHz, 1755-1780 MHz, 1915-1920 MHz, 1995-2000 MHz, 2000-2020 MHz, 2110-2155 MHz, 2155-2180 MHz, and 2180-2200 bands, the power of any emission outside a licensee's frequency block shall be attenuated below the transmitter power (P) in watts by at least 43 + 10 $\log_{10}$ (P) dB.

FCC § 27.53(l) (2)

For mobile operations in the 3700-3980 MHz band, the conducted power of any emission outside the licensee's authorized bandwidth shall not exceed −13 dBm/MHz.

FCC § 27.53(m) (4)

For mobile digital stations (BRS and EBS stations), the attenuation factor shall be not less than:

• 40+10logP dB (−10 dBm, 100 nW) on all frequencies between the channel edge and 5 MHz from the channel edge.

• 43+10logP dB (−13 dBm, 50 nW) on all frequencies between 5 MHz and X MHz from the channel edge,

• 55+10logP dB (−25 dBm, 3 nW) on all frequencies more than X MHz from the channel edge, where X is the greater of 6 MHz or the actual emission bandwidth (26 dB).

In addition, the attenuation factor shall not be less that 43 + 10 log (P) dB on all frequencies between 2490.5 MHz and 2496 MHz and 55 + 10 log (P) dB at or below 2490.5 MHz. Mobile Satellite Service licensees operating on frequencies below 2495 MHz may also submit a documented interference complaint against BRS licensees operating on channel BRS Channel 1 on the same terms and conditions as adjacent channel BRS or EBS licensees.

FCC § 27.53(n) (2)

For mobile operations in the 3450-3550 MHz band, the conducted power of any emission outside the licensee's authorized bandwidth shall not exceed −13 dBm/MHz.

FCC § 90.691

(a) Out-of-band emission requirement shall apply only to the “outer” channels included in an EA license and to spectrum adjacent to interior channels used by incumbent licensees. The emission limits are as follows:

(1) For any frequency removed from the EA licensee's frequency block by up to and including 37.5 kHz, the power of any emission shall be attenuated below the transmitter power (P) in watts by at least 116 $Log_{10}(f/6.1)$ decibels or 50 + 10 $Log_{10}(P)$ decibels or 80 decibels, whichever is the lesser attenuation, where f is the frequency removed from the center of the outer channel in the block in kilohertz and where f is greater than 12.5 kHz.

(2) For any frequency removed from the EA licensee's frequency block greater than 37.5 kHz, the power of any emission shall be attenuated below the transmitter power (P) in watts by at least 43 + $10Log_{10}(P)$ decibels or 80 decibels, whichever is the lesser attenuation, where f is the frequency removed from the center of the outer channel in the block in kilohertz and where f is greater than 37.5 kHz.

(b) When an emission outside of the authorized bandwidth causes harmful interference, the Commission may, at its discretion, require greater attenuation than specified in this section.

5.6.2 Test Setup

The section 4.4.1 (Diagram 1) test setup description was used for this test. The photo of test setup please refer to ANNEX B.

5.6.3 Test Procedure

The EUT, which is powered by the Battery, is coupled to the Spectrum Analyzer (SA) and the System Simulator (SS) with attenuators through the Power Splitter; the RF load attached to the EUT antenna terminal is 50 Ohm; the path loss as the factor is calibrated to correct the reading.

1.The EUT is coupled to the system simulator and spectrum analyzer; the RF load attached to EUT antenna terminal is 50Ohm; the path loss as the factor is calibrated to correct the reading.

2. Base Station is used to establish communication with the EUT, and its parameters are set to force the EUT transmitting at maximum output power.

3. The RF output of the transmitter is connected to the input of the spectrum analyzer through sufficient attenuation.

4. The center of the spectrum analyzer was set to block edge frequency.

5. Band edge are tested with 1%*cBW (RBW), and sweep point number referred to following formula.

Sweep point number = 2*Span/RBW

VBW=3RBW

6. Record the frequencies and levels of spurious emissions.

For mobile and portable stations, on all frequencies between 763–775 MHz and 793–805 MHz, by a factor not less than 65 + 10 log (P) dB in a 6.25 kHz band segment. Since it was not possible to set the resolution bandwidth to 6.25 kHz with the available equipment, a bandwidth of 10 kHz was used instead to show compliance. By using a 10 kHz bandwidth on the spectrum analyzer.

10*log(10 kHz / 6.25 kHz) = 2.04 dB
Limit Line = -35 dBm + 2.04 dB = -32.96dBm

5.6.4 Test Result

Please refer to ANNEX A.6.

5.7 Field Strength of Spurious Radiation

5.7.1 Limit

FCC § 2.1053 & 22.917(a) & 24.238(a) & 27.53(a) & 27.53(c) & 27.53(f) & 27.53(g) & 27.53(h) & 27.53(l) & 27.53(m) & 27.53(n) & 90.691

FCC § 22.917(a) & 24.238(a)

The power of any emission outside of the authorized operating frequency ranges must be attenuated below the transmitting power (P) by a factor of at least 43+10*log(P) dB. This is calculated to be -13 dBm.

FCC § 27.53(a) (4)

For mobile and portable stations operating in the 2305-2315MHz and 2350-2360MHz bands:

(1)By a factor of not less than: 43 + 10 log (P) dB on all frequencies between 2305 and 2320MHz and on all frequencies between 2345 and 2360MHz that are outside the licensed band(s) of operation, not less than 55 + 10 log (P) dB on all frequencies between 2320 and 2324MHz and on all frequencies between 2341 and 2345MHz, not less than 61 + 10 log (P) dB on all frequencies between 2324 and 2328MHz and on all frequencies between 2337 and 2341MHz, and not less than 67 + 10 log (P) dB on all frequencies between 2328 and 2337MHz.

(2)By a factor of not less than 43 + 10 log (P) dB on all frequencies between 2300 and 2305MHz, 55 + 10 log (P) dB on all frequencies between 2296 and 2300MHz, 61 + 10 log (P) dB on all frequencies between 2292 and 2296MHz, 67 + 10 log (P) dB on all frequencies between 2288 and 2292MHz, and 70 + 10 log (P) dB below 2288MHz.

(3)By a factor of not less than 43 + 10 log (P) dB on all frequencies between 2360 and 2365MHz, and not less than 70 + 10 log (P) dB above 2365MHz.

FCC § 27.53(c)

For operations in the 746–758 MHz band and the 776–788 MHz band, the power of any emission outside the licensee's frequency band(s) of operation shall be attenuated below the transmitter power (P) within the licensed band(s) of operation, measured in watts, in accordance with the following:

(1) On any frequency outside the 746–758 MHz band, the power of any emission shall be attenuated outside the

band below the transmitter power (P) by at least 43 + 10 log (P) dB;

(2) On any frequency outside the 776–788 MHz band, the power of any emission shall be attenuated outside the

band below the transmitter power (P) by at least 43 + 10 log (P) dB;

(3) On all frequencies between 763–775 MHz and 793–805 MHz, by a factor not less than 76 + 10 log (P) dB in a 6.25 kHz band segment, for base and fixed stations;

(4) On all frequencies between 763–775 MHz and 793–805 MHz, by a factor not less than 65 + 10 log (P) dB in a 6.25 kHz band segment, for mobile and portable stations;

(5) Compliance with the provisions of paragraphs (c)(1) and (c)(2) of this section is based on the use of

measurement instrumentation employing a resolution bandwidth of 100 kHz or greater.

However, in the 100 kHz bands immediately outside and adjacent to the frequency block, a resolution bandwidth

of at least 30 kHz may be employed;

(6) Compliance with the provisions of paragraphs (c)(3) and (c)(4) of this section is based on the use of measurement instrumentation such that the reading taken with any resolution bandwidth setting should be adjusted to indicate spectral energy in a 6.25 kHz segment.

FCC § 27.53(f)

For operations in the 746–758 MHz, 775–788 MHz, and 805–806 MHz bands, emissions in the band 1559–1610 MHz shall be limited to - 70 dBW/MHz equivalent isotropically radiated power (EIRP) for wideband signals, and -80 dBW EIRP for discrete emissions of less than 700 Hz bandwidth. For the purpose of equipment authorization, a transmitter shall be tested with an antenna that is representative of the type that will be used with the equipment in normal operation.

FCC § 27.53(g)

For operations in the 600MHz band and the 698-746MHz band, the power of any emission outside a licensee's frequency band(s) of operation shall be attenuated below the transmitter power (P) within the licensed band(s) of operation, measured in watts, by at least 43+10*log(P) dB. Compliance with this provision is based on the use of measurement instrumentation employing a resolution bandwidth of 100 kHz bands immediately outside and adjacent to a licensee's frequency block, a resolution bandwidth of at least 30 kHz may be employed.

FCC § 27.53(h) (1)

Except as otherwise specified below, for operations in the 1695-1710 MHz, 1710-1755 MHz, 1755-1780 MHz, 1915-1920 MHz, 1995-2000 MHz, 2000-2020 MHz, 2110-2155 MHz, 2155-2180 MHz, and 2180-2200 bands, the power of any emission outside a licensee's frequency block shall be attenuated below the transmitter power (P) in watts by at least 43 + 10 $\log_{10}$ (P) dB.

FCC § 27.53(l) (2)

For mobile operations in the 3700-3980 MHz band, the conducted power of any emission outside the licensee's authorized bandwidth shall not exceed −13 dBm/MHz.

FCC § 27.53(m) (4)

For mobile digital stations (BRS and EBS stations), the attenuation factor shall be not less than:

• 40+10logP dB (−10 dBm, 100 nW) on all frequencies between the channel edge and 5 MHz from the channel edge.

• 43+10logP dB (−13 dBm, 50 nW) on all frequencies between 5 MHz and X MHz from the channel edge,

• 55+10logP dB (−25 dBm, 3 nW) on all frequencies more than X MHz from the channel edge, where X is the greater of 6 MHz or the actual emission bandwidth (26 dB).

In addition, the attenuation factor shall not be less that 43 + 10 log (P) dB on all frequencies between 2490.5 MHz and 2496 MHz and 55 + 10 log (P) dB at or below 2490.5 MHz. Mobile Satellite Service

licensees operating on frequencies below 2495 MHz may also submit a documented interference complaint against BRS licensees operating on channel BRS Channel 1 on the same terms and conditions as adjacent channel BRS or EBS licensees.

FCC § 27.53(n) (2)

For mobile operations in the 3450-3550 MHz band, the conducted power of any emission outside the licensee's authorized bandwidth shall not exceed −13 dBm/MHz.

FCC § 90.691

(a) Out-of-band emission requirement shall apply only to the “outer” channels included in an EA license and to spectrum adjacent to interior channels used by incumbent licensees. The emission limits are as follows:

(1) For any frequency removed from the EA licensee's frequency block by up to and including 37.5 kHz, the power of any emission shall be attenuated below the transmitter power (P) in watts by at least 116 $Log_{10}(f/6.1)$ decibels or 50 + 10 $Log_{10}(P)$ decibels or 80 decibels, whichever is the lesser attenuation, where f is the frequency removed from the center of the outer channel in the block in kilohertz and where f is greater than 12.5 kHz.

(2) For any frequency removed from the EA licensee's frequency block greater than 37.5 kHz, the power of any emission shall be attenuated below the transmitter power (P) in watts by at least 43 + $10Log_{10}(P)$ decibels or 80 decibels, whichever is the lesser attenuation, where f is the frequency removed from the center of the outer channel in the block in kilohertz and where f is greater than 37.5 kHz.

(b) When an emission outside of the authorized bandwidth causes harmful interference, the Commission may, at its discretion, require greater attenuation than specified in this section.

5.7.2 Test Setup

The section 4.4.3 and 4.4.4 (Diagram 3, 4) test setup description was used for this test. The photo of test setup please refer to ANNEX B.

5.7.3 Test Procedure

1. On a test site, the EUT shall be placed at 80cm height on a turn table, and in the position close to normal use as declared by the applicant.

2. The test antenna shall be oriented initially for vertical polarization located 3 m from EUT to correspond to the fundamental frequency of the transmitter.

3. The output of the test antenna shall be connected to the measuring receiver and the peak detector is used for the measurement.

4. During the measurement of the EUT, the resolution bandwidth was to 1 MHz and the average bandwidth

was set to 1 MHz.

5. The transmitter shall be switched on; the measuring receiver shall be tuned to the frequency of the transmitter under test.

6. The test antenna shall be raised and lowered through the specified range of height until the maximum signal level is detected by the measuring receiver.

7. The transmitter shall be rotated through 360° in the horizontal plane, until the maximum signal level is detected by the measuring receiver.

8. The test antenna shall be raised and lowered again through the specified range of height until the maximum signal level is detected by the measuring receiver.

9. The maximum signal level detected by the measuring receiver shall be noted.

10. The EUT was replaced by half-wave dipole (824 ~ 849 MHz) or horn antenna (1 850 ~ 1 910 MHz) connected to a signal generator.

11. In necessary, the input attenuator setting on the measuring receiver shall be adjusted in order to increase

the sensitivity of the measuring receiver.

12. The test antenna shall be raised and lowered through the specified range of height to ensure that the maximum signal is received.

13. The input signal to the substitution antenna shall be adjusted to the level that produces a level detected by the measuring received, which is equal to the level noted while the transmitter radiated power was measured, corrected for the change of input attenuator setting of the measuring receiver.

14. The input level to the substitution antenna shall be recorded as power level in dBm, corrected for any change of input attenuator setting of the measuring receiver.

15. The measurement shall be repeated with the test antenna and the substitution antenna orientated for horizontal polarization.

<u>Final measurement calculation as below:</u>

The relevant equation for determining the ERP/EIRP from the radiated RF output power is:

ERP/EIRP (dBm) = SA Read Value (dBm) + Correction Factor (dB)

where:
ERP/EIRP = effective or equivalent radiated power, in dBm;
SA Read Value = measured transmitter power received by EMI receiver or spectrum analyzer, in dBm;
Correction Factor = total correction factor including cable loss, in dB;

During the test, the data of Correction Factor (dB) is added in the EMI receiver or spectrum analyzer, so SA Read Value (dBm) is the final values which contains the data of Correction Factor (dB).

For example:

In the ERP test, when SA read value for GSM850 is 21dBm, and correction factor is 8dB, then final ERP value for GSM850 is:

ERP (dBm) = 21dBm + 8dB = 29dBm

5.7.4 Test Result

Please refer to ANNEX A.7.

ANNEX A TEST RESULTS

A.1 Transmitter Radiated Power (EIRP/ERP)

GSM Mode Test Data

Test Band	Test Channel	Conducted Output Peak Power (dBm)	Antenna Gain (dBi)	Antenna Gain (dBd)	ERP (dBm)	ERP (W)	Limit (W)	Verdict
GSM 850	LCH	31.88	0.92	-1.23	30.65	1.161	7.000	Pass
	MCH	**31.9**	0.92	-1.23	30.67	1.167	7.000	Pass
	HCH	31.88	0.92	-1.23	30.65	1.161	7.000	Pass
GPRS 850	LCH	31.83	0.92	-1.23	30.60	1.148	7.000	Pass
	MCH	31.86	0.92	-1.23	30.63	1.156	7.000	Pass
	HCH	31.85	0.92	-1.23	30.62	1.153	7.000	Pass
EGPRS 850	LCH	25.99	0.92	-1.23	24.76	0.299	7.000	Pass
	MCH	26.19	0.92	-1.23	24.96	0.313	7.000	Pass
	HCH	26.11	0.92	-1.23	24.88	0.308	7.000	Pass

Test Band	Test Channel	Conducted Output Peak Power (dBm)	Antenna Gain (dBi)	EIRP (dBm)	EIRP (W)	Limit (W)	Verdict
GSM 1900	LCH	**29.48**	0.56	30.04	1.009	2.000	Pass
	MCH	29.34	0.56	29.90	0.977	2.000	Pass
	HCH	29.16	0.56	29.72	0.938	2.000	Pass
GPRS 1900	LCH	29.44	0.56	30.00	1.000	2.000	Pass
	MCH	29.29	0.56	29.85	0.966	2.000	Pass
	HCH	29.10	0.56	29.66	0.925	2.000	Pass
EGPRS 1900	LCH	25.28	0.56	25.84	0.384	2.000	Pass
	MCH	25.28	0.56	25.84	0.384	2.000	Pass
	HCH	25.61	0.56	26.17	0.414	2.000	Pass

Note 1: For the GPRS and EGPRS mode, all slots were tested and just the worst data were recorded in this table.

Note 2: ERP/EIRP = P_{Meas} + GT − LC

ERP/EIRP = effective or equivalent radiated power, respectively (expressed in the same units as P_{Meas}, typically dBW or dBm);

P_{Meas} = measured transmitter output power or PSD, in dBm or dBW;

GT = gain of the transmitting antenna, in dBd (ERP) or dBi (EIRP);

LC = signal attenuation in the connecting cable between the transmitter and antenna, in dB.

ERP = EIRP – 2.15; where ERP and EIRP are expressed in consistent units.

Note 3: Set PCL to 5 for GSM/GPRS 850 (power class 4) and 0 for GSM/GPRS 1900 (power class 1).
Set PCL to 8 for EGPRS850 (power class E2) and 2 for EGPRS1900 (power class E2).

GPRS Conducted Output Power

Band	Channel	Conducted Output Peak Power							
		1 Slot (dBm)	1 Slot (W)	2 Slots (dBm)	2 Slots (W)	3 Slots (dBm)	3 Slots (W)	4 Slots (dBm)	4 Slots (W)
GPRS 850	LCH	31.83	1.52	28.66	0.73	26.85	0.48	25.54	0.36
	MCH	31.86	1.53	28.73	0.75	26.95	0.50	25.68	0.37
	HCH	31.85	1.53	28.74	0.75	27.02	0.50	25.79	0.38
GPRS 1900	LCH	29.44	0.88	28.58	0.72	26.64	0.46	25.53	0.36
	MCH	29.29	0.85	28.44	0.70	26.56	0.45	25.47	0.35
	HCH	29.10	0.81	28.29	0.67	26.46	0.44	25.41	0.35

EGPRS Conducted Output Power

Band	Channel	Conducted Output Peak Power							
		1 Slot (dBm)	1 Slot (W)	2 Slots (dBm)	2 Slots (W)	3 Slots (dBm)	3 Slots (W)	4 Slots (dBm)	4 Slots (W)
EGPRS 850	LCH	25.99	0.40	22.85	0.19	20.76	0.12	19.88	0.10
	MCH	26.19	0.42	22.80	0.19	21.69	0.15	19.22	0.08
	HCH	26.11	0.41	22.81	0.19	20.82	0.12	19.17	0.08
EGPRS 1900	LCH	25.28	0.34	23.62	0.23	21.01	0.13	19.64	0.09
	MCH	25.28	0.34	23.59	0.23	21.04	0.13	19.83	0.10
	HCH	25.61	0.36	23.89	0.24	21.77	0.15	19.85	0.10

WCDMA Mode Test Data

Test Band	Test Channel	Conducted Output AV Power (dBm)	Antenna Gain (dBi)	EIRP (dBm)	EIRP (W)	Limit (W)	Verdict
WCDMA Band 2	LCH	22.72	0.56	23.28	0.213	2.000	Pass
	MCH	22.74	0.56	23.30	0.214	2.000	Pass
	HCH	**22.86**	0.56	23.42	0.220	2.000	Pass
HSDPA Band 2	LCH	22.79	0.56	23.35	0.216	2.000	Pass
	MCH	22.74	0.56	23.30	0.214	2.000	Pass
	HCH	22.84	0.56	23.40	0.219	2.000	Pass
HSUPA Band 2	LCH	21.79	0.56	22.35	0.172	2.000	Pass
	MCH	21.74	0.56	22.30	0.170	2.000	Pass
	HCH	21.85	0.56	22.41	0.174	2.000	Pass

Test Band	Test Channel	Conducted Output AV Power (dBm)	Antenna Gain (dBi)	EIRP (dBm)	EIRP (W)	Limit (W)	Verdict
WCDMA Band 4	LCH	22.83	1.72	24.55	0.285	1.000	Pass
	MCH	22.83	1.72	24.55	0.285	1.000	Pass
	HCH	22.81	1.72	24.53	0.284	1.000	Pass
HSDPA Band 4	LCH	**22.86**	1.72	24.58	0.287	1.000	Pass
	MCH	22.84	1.72	24.56	0.286	1.000	Pass
	HCH	22.79	1.72	24.51	0.282	1.000	Pass
HSUPA Band 4	LCH	21.89	1.72	23.61	0.230	1.000	Pass
	MCH	21.84	1.72	23.56	0.227	1.000	Pass
	HCH	21.83	1.72	23.55	0.226	1.000	Pass

Test Band	Test Channel	Conducted Output AV Power (dBm)	Antenna Gain (dBi)	Antenna Gain (dBd)	ERP (dBm)	ERP (W)	Limit (W)	Verdict
WCDMA Band 5	LCH	**22.94**	0.92	-1.23	21.71	0.148	7.000	Pass
	MCH	22.87	0.92	-1.23	21.64	0.146	7.000	Pass
	HCH	22.87	0.92	-1.23	21.64	0.146	7.000	Pass
HSDPA Band 5	LCH	22.94	0.92	-1.23	21.71	0.148	7.000	Pass
	MCH	22.94	0.92	-1.23	21.71	0.148	7.000	Pass
	HCH	22.90	0.92	-1.23	21.67	0.147	7.000	Pass
HSUPA Band 5	LCH	21.93	0.92	-1.23	20.70	0.117	7.000	Pass
	MCH	21.98	0.92	-1.23	20.75	0.119	7.000	Pass
	HCH	21.88	0.92	-1.23	20.65	0.116	7.000	Pass

Note 1: For the HSDPA and HSUPA mode, all subtests were tested and just the worst data were recorded in this table.

Note 2: ERP/EIRP = P_{Meas} + GT − LC

ERP/EIRP = effective or equivalent radiated power, respectively (expressed in the same units as P_{Meas}, typically dBW or dBm);

P_{Meas} = measured transmitter output power or PSD, in dBm or dBW;

GT = gain of the transmitting antenna, in dBd (ERP) or dBi (EIRP);

LC = signal attenuation in the connecting cable between the transmitter and antenna, in dB.

ERP = EIRP – 2.15; where ERP and EIRP are expressed in consistent units.

HSDPA Conducted Output Power

Conducted Output Power		EIRP (dBm)			EIRP (W)		
Band	Configuration	LCH	MCH	HCH	LCH	MCH	HCH
HSDPA B2	Subtest 1	22.79	22.74	22.84	0.190	0.188	0.192
	Subtest 2	22.79	22.71	22.79	0.190	0.187	0.190
	Subtest 3	22.22	22.25	22.35	0.167	0.168	0.172
	Subtest 4	22.21	22.24	22.25	0.166	0.167	0.168
HSDPA B4	Subtest 1	22.86	22.84	22.79	0.193	0.192	0.190
	Subtest 2	22.83	22.81	22.76	0.192	0.191	0.189
	Subtest 3	22.37	22.34	22.27	0.173	0.171	0.169
	Subtest 4	22.35	22.31	22.24	0.172	0.170	0.167
Conducted Output Power		ERP (dBm)			ERP (W)		
Band	Configuration	LCH	MCH	HCH	LCH	MCH	HCH
HSDPA B5	Subtest 1	22.94	22.94	22.9	0.197	0.197	0.195
	Subtest 2	22.89	22.89	22.86	0.195	0.195	0.193
	Subtest 3	22.38	22.39	22.35	0.173	0.173	0.172
	Subtest 4	22.36	22.38	22.34	0.172	0.173	0.171

HSUPA Conducted Output Power

Conducted Output Power		EIRP (dBm)			EIRP (W)		
Band	Configuration	LCH	MCH	HCH	LCH	MCH	HCH
HSUPA B2	Subtest 1	20.78	20.75	20.83	0.120	0.119	0.121
	Subtest 2	20.78	20.78	20.85	0.120	0.120	0.122
	Subtest 3	21.79	21.74	21.85	0.151	0.149	0.153
	Subtest 4	20.28	20.24	20.35	0.107	0.106	0.108
	Subtest 5	21.78	21.72	21.76	0.151	0.149	0.150
HSUPA B4	Subtest 1	20.87	20.87	20.83	0.122	0.122	0.121
	Subtest 2	20.87	20.86	20.8	0.122	0.122	0.120
	Subtest 3	21.89	21.84	21.83	0.155	0.153	0.152
	Subtest 4	20.4	20.36	20.34	0.110	0.109	0.108
	Subtest 5	21.84	21.82	21.79	0.153	0.152	0.151
Conducted Output Power		ERP (dBm)			ERP (W)		
Band	Configuration	LCH	MCH	HCH	LCH	MCH	HCH
HSUPA B5	Subtest 1	20.91	20.99	20.94	0.123	0.126	0.124
	Subtest 2	20.95	20.96	20.87	0.124	0.125	0.122
	Subtest 3	21.93	21.98	21.86	0.156	0.158	0.153
	Subtest 4	20.47	20.51	20.47	0.111	0.112	0.111
	Subtest 5	21.91	21.97	21.88	0.155	0.157	0.154

LTE Mode Test Data

Test BW	Test Channel	Test Mode	Test RB (Size#Offset)	Conducted Output AV Power (dBm)	Antenna Gain (dBi)	EIRP (dBm)	EIRP (W)	Limit (W)	Verdict
LTE BAND 2									
1.4 MHz	LCH	QPSK	RB1#0	22.58	0.56	23.14	0.206	2.000	Pass
			RB1#3	22.75	0.56	23.31	0.214	2.000	Pass
			RB1#5	22.54	0.56	23.10	0.204	2.000	Pass
			RB3#0	22.74	0.56	23.30	0.214	2.000	Pass
			RB3#2	22.7	0.56	23.26	0.212	2.000	Pass
			RB3#3	22.7	0.56	23.26	0.212	2.000	Pass
			RB6#0	21.62	0.56	22.18	0.165	2.000	Pass
		16-QAM	RB1#0	21.62	0.56	22.18	0.165	2.000	Pass
			RB1#3	21.79	0.56	22.35	0.172	2.000	Pass
			RB1#5	21.61	0.56	22.17	0.165	2.000	Pass
			RB3#0	21.84	0.56	22.40	0.174	2.000	Pass
			RB3#2	21.89	0.56	22.45	0.176	2.000	Pass
			RB3#3	21.84	0.56	22.40	0.174	2.000	Pass
			RB6#0	20.85	0.56	21.41	0.138	2.000	Pass
	MCH	QPSK	RB1#0	22.51	0.56	23.07	0.203	2.000	Pass
			RB1#3	22.7	0.56	23.26	0.212	2.000	Pass
			RB1#5	22.51	0.56	23.07	0.203	2.000	Pass
			RB3#0	22.63	0.56	23.19	0.208	2.000	Pass
			RB3#2	22.68	0.56	23.24	0.211	2.000	Pass
			RB3#3	22.62	0.56	23.18	0.208	2.000	Pass
			RB6#0	21.57	0.56	22.13	0.163	2.000	Pass
		16-QAM	RB1#0	21.59	0.56	22.15	0.164	2.000	Pass
			RB1#3	21.79	0.56	22.35	0.172	2.000	Pass
			RB1#5	21.6	0.56	22.16	0.164	2.000	Pass
			RB3#0	21.62	0.56	22.18	0.165	2.000	Pass
			RB3#2	21.66	0.56	22.22	0.167	2.000	Pass
			RB3#3	21.62	0.56	22.18	0.165	2.000	Pass
			RB6#0	20.76	0.56	21.32	0.136	2.000	Pass
	HCH	QPSK	RB1#0	22.63	0.56	23.19	0.208	2.000	Pass
			RB1#3	**22.84**	0.56	23.40	0.219	2.000	Pass
			RB1#5	22.66	0.56	23.22	0.210	2.000	Pass
			RB3#0	22.73	0.56	23.29	0.213	2.000	Pass
			RB3#2	22.8	0.56	23.36	0.217	2.000	Pass
			RB3#3	22.72	0.56	23.28	0.213	2.000	Pass
			RB6#0	21.7	0.56	22.26	0.168	2.000	Pass
		16-QAM	RB1#0	22.01	0.56	22.57	0.181	2.000	Pass
			RB1#3	22.15	0.56	22.71	0.187	2.000	Pass

Test BW	Test Channel	Test Mode	Test RB (Size#Offset)	Conducted Output AV Power (dBm)	Antenna Gain (dBi)	EIRP (dBm)	EIRP (W)	Limit (W)	Verdict
LTE BAND 2									
			RB1#5	22.02	0.56	22.58	0.181	2.000	Pass
			RB3#0	21.9	0.56	22.46	0.176	2.000	Pass
			RB3#2	21.93	0.56	22.49	0.177	2.000	Pass
			RB3#3	21.86	0.56	22.42	0.175	2.000	Pass
			RB6#0	20.63	0.56	21.19	0.132	2.000	Pass
3 MHz	LCH	QPSK	RB1#0	22.67	0.56	23.23	0.210	2.000	Pass
			RB1#7	22.6	0.56	23.16	0.207	2.000	Pass
			RB1#14	22.59	0.56	23.15	0.207	2.000	Pass
			RB8#0	21.65	0.56	22.21	0.166	2.000	Pass
			RB8#4	21.67	0.56	22.23	0.167	2.000	Pass
			RB8#7	21.61	0.56	22.17	0.165	2.000	Pass
			RB15#0	21.63	0.56	22.19	0.166	2.000	Pass
		16-QAM	RB1#0	21.58	0.56	22.14	0.164	2.000	Pass
			RB1#7	21.54	0.56	22.10	0.162	2.000	Pass
			RB1#14	21.56	0.56	22.12	0.163	2.000	Pass
			RB8#0	20.79	0.56	21.35	0.136	2.000	Pass
			RB8#4	20.8	0.56	21.36	0.137	2.000	Pass
			RB8#7	20.81	0.56	21.37	0.137	2.000	Pass
			RB15#0	20.74	0.56	21.30	0.135	2.000	Pass
	MCH	QPSK	RB1#0	22.59	0.56	23.15	0.207	2.000	Pass
			RB1#7	22.56	0.56	23.12	0.205	2.000	Pass
			RB1#14	22.59	0.56	23.15	0.207	2.000	Pass
			RB8#0	21.55	0.56	22.11	0.163	2.000	Pass
			RB8#4	21.58	0.56	22.14	0.164	2.000	Pass
			RB8#7	21.55	0.56	22.11	0.163	2.000	Pass
			RB15#0	21.57	0.56	22.13	0.163	2.000	Pass
		16-QAM	RB1#0	21.88	0.56	22.44	0.175	2.000	Pass
			RB1#7	21.91	0.56	22.47	0.177	2.000	Pass
			RB1#14	21.94	0.56	22.50	0.178	2.000	Pass
			RB8#0	20.67	0.56	21.23	0.133	2.000	Pass
			RB8#4	20.73	0.56	21.29	0.135	2.000	Pass
			RB8#7	20.68	0.56	21.24	0.133	2.000	Pass
			RB15#0	20.64	0.56	21.20	0.132	2.000	Pass
	HCH	QPSK	RB1#0	22.63	0.56	23.19	0.208	2.000	Pass
			RB1#7	22.66	0.56	23.22	0.210	2.000	Pass
			RB1#14	22.67	0.56	23.23	0.210	2.000	Pass
			RB8#0	21.63	0.56	22.19	0.166	2.000	Pass
			RB8#4	21.7	0.56	22.26	0.168	2.000	Pass

Test BW	Test Channel	Test Mode	Test RB (Size#Offset)	Conducted Output AV Power (dBm)	Antenna Gain (dBi)	EIRP (dBm)	EIRP (W)	Limit (W)	Verdict
LTE BAND 2									
			RB8#7	21.65	0.56	22.21	0.166	2.000	Pass
			RB15#0	21.66	0.56	22.22	0.167	2.000	Pass
		16-QAM	RB1#0	21.7	0.56	22.26	0.168	2.000	Pass
			RB1#7	21.66	0.56	22.22	0.167	2.000	Pass
			RB1#14	21.69	0.56	22.25	0.168	2.000	Pass
			RB8#0	20.67	0.56	21.23	0.133	2.000	Pass
			RB8#4	20.76	0.56	21.32	0.136	2.000	Pass
			RB8#7	20.7	0.56	21.26	0.134	2.000	Pass
			RB15#0	20.64	0.56	21.20	0.132	2.000	Pass
5 MHz	LCH	QPSK	RB1#0	22.54	0.56	23.10	0.204	2.000	Pass
			RB1#13	22.66	0.56	23.22	0.210	2.000	Pass
			RB1#24	22.57	0.56	23.13	0.206	2.000	Pass
			RB12#0	21.62	0.56	22.18	0.165	2.000	Pass
			RB12#6	21.66	0.56	22.22	0.167	2.000	Pass
			RB12#13	21.65	0.56	22.21	0.166	2.000	Pass
			RB25#0	21.61	0.56	22.17	0.165	2.000	Pass
		16-QAM	RB1#0	21.71	0.56	22.27	0.169	2.000	Pass
			RB1#13	21.82	0.56	22.38	0.173	2.000	Pass
			RB1#24	21.76	0.56	22.32	0.171	2.000	Pass
			RB12#0	20.74	0.56	21.30	0.135	2.000	Pass
			RB12#6	20.79	0.56	21.35	0.136	2.000	Pass
			RB12#13	20.74	0.56	21.30	0.135	2.000	Pass
			RB25#0	20.71	0.56	21.27	0.134	2.000	Pass
	MCH	QPSK	RB1#0	22.51	0.56	23.07	0.203	2.000	Pass
			RB1#13	22.6	0.56	23.16	0.207	2.000	Pass
			RB1#24	22.52	0.56	23.08	0.203	2.000	Pass
			RB12#0	21.59	0.56	22.15	0.164	2.000	Pass
			RB12#6	21.6	0.56	22.16	0.164	2.000	Pass
			RB12#13	21.52	0.56	22.08	0.161	2.000	Pass
			RB25#0	21.55	0.56	22.11	0.163	2.000	Pass
		16-QAM	RB1#0	21.96	0.56	22.52	0.179	2.000	Pass
			RB1#13	22.06	0.56	22.62	0.183	2.000	Pass
			RB1#24	21.99	0.56	22.55	0.180	2.000	Pass
			RB12#0	20.74	0.56	21.30	0.135	2.000	Pass
			RB12#6	20.77	0.56	21.33	0.136	2.000	Pass
			RB12#13	20.69	0.56	21.25	0.133	2.000	Pass
			RB25#0	20.71	0.56	21.27	0.134	2.000	Pass
	HCH	QPSK	RB1#0	22.52	0.56	23.08	0.203	2.000	Pass

Test BW	Test Channel	Test Mode	Test RB (Size#Offset)	Conducted Output AV Power (dBm)	Antenna Gain (dBi)	EIRP (dBm)	EIRP (W)	Limit (W)	Verdict
LTE BAND 2									
			RB1#13	22.64	0.56	23.20	0.209	2.000	Pass
			RB1#24	22.59	0.56	23.15	0.207	2.000	Pass
			RB12#0	21.66	0.56	22.22	0.167	2.000	Pass
			RB12#6	21.71	0.56	22.27	0.169	2.000	Pass
			RB12#13	21.62	0.56	22.18	0.165	2.000	Pass
			RB25#0	21.61	0.56	22.17	0.165	2.000	Pass
		16-QAM	RB1#0	21.64	0.56	22.20	0.166	2.000	Pass
			RB1#13	21.75	0.56	22.31	0.170	2.000	Pass
			RB1#24	21.68	0.56	22.24	0.167	2.000	Pass
			RB12#0	20.71	0.56	21.27	0.134	2.000	Pass
			RB12#6	20.73	0.56	21.29	0.135	2.000	Pass
			RB12#13	20.66	0.56	21.22	0.132	2.000	Pass
			RB25#0	20.59	0.56	21.15	0.130	2.000	Pass
10 MHz	LCH	QPSK	RB1#0	22.6	0.56	23.16	0.207	2.000	Pass
			RB1#25	22.72	0.56	23.28	0.213	2.000	Pass
			RB1#49	22.59	0.56	23.15	0.207	2.000	Pass
			RB25#0	21.71	0.56	22.27	0.169	2.000	Pass
			RB25#13	21.69	0.56	22.25	0.168	2.000	Pass
			RB25#25	21.72	0.56	22.28	0.169	2.000	Pass
			RB50#0	21.7	0.56	22.26	0.168	2.000	Pass
		16-QAM	RB1#0	21.55	0.56	22.11	0.163	2.000	Pass
			RB1#25	21.77	0.56	22.33	0.171	2.000	Pass
			RB1#49	21.56	0.56	22.12	0.163	2.000	Pass
			RB25#0	20.78	0.56	21.34	0.136	2.000	Pass
			RB25#13	20.78	0.56	21.34	0.136	2.000	Pass
			RB25#25	20.82	0.56	21.38	0.137	2.000	Pass
			RB50#0	20.77	0.56	21.33	0.136	2.000	Pass
	MCH	QPSK	RB1#0	22.56	0.56	23.12	0.205	2.000	Pass
			RB1#25	22.71	0.56	23.27	0.212	2.000	Pass
			RB1#49	22.52	0.56	23.08	0.203	2.000	Pass
			RB25#0	21.7	0.56	22.26	0.168	2.000	Pass
			RB25#13	21.61	0.56	22.17	0.165	2.000	Pass
			RB25#25	21.58	0.56	22.14	0.164	2.000	Pass
			RB50#0	21.59	0.56	22.15	0.164	2.000	Pass
		16-QAM	RB1#0	21.88	0.56	22.44	0.175	2.000	Pass
			RB1#25	22.05	0.56	22.61	0.182	2.000	Pass
			RB1#49	21.91	0.56	22.47	0.177	2.000	Pass
			RB25#0	20.77	0.56	21.33	0.136	2.000	Pass

Test BW	Test Channel	Test Mode	Test RB (Size#Offset)	Conducted Output AV Power (dBm)	Antenna Gain (dBi)	EIRP (dBm)	EIRP (W)	Limit (W)	Verdict
LTE BAND 2									
			RB25#13	20.68	0.56	21.24	0.133	2.000	Pass
			RB25#25	20.68	0.56	21.24	0.133	2.000	Pass
			RB50#0	20.7	0.56	21.26	0.134	2.000	Pass
	HCH	QPSK	RB1#0	22.64	0.56	23.20	0.209	2.000	Pass
			RB1#25	22.84	0.56	23.40	0.219	2.000	Pass
			RB1#49	22.66	0.56	23.22	0.210	2.000	Pass
			RB25#0	21.77	0.56	22.33	0.171	2.000	Pass
			RB25#13	21.63	0.56	22.19	0.166	2.000	Pass
			RB25#25	21.58	0.56	22.14	0.164	2.000	Pass
			RB50#0	21.68	0.56	22.24	0.167	2.000	Pass
		16-QAM	RB1#0	21.62	0.56	22.18	0.165	2.000	Pass
			RB1#25	21.73	0.56	22.29	0.169	2.000	Pass
			RB1#49	21.64	0.56	22.20	0.166	2.000	Pass
			RB25#0	20.8	0.56	21.36	0.137	2.000	Pass
			RB25#13	20.72	0.56	21.28	0.134	2.000	Pass
			RB25#25	20.64	0.56	21.20	0.132	2.000	Pass
			RB50#0	20.71	0.56	21.27	0.134	2.000	Pass
15 MHz	LCH	QPSK	RB1#0	22.54	0.56	23.10	0.204	2.000	Pass
			RB1#38	22.62	0.56	23.18	0.208	2.000	Pass
			RB1#74	22.49	0.56	23.05	0.202	2.000	Pass
			RB36#0	21.66	0.56	22.22	0.167	2.000	Pass
			RB36#19	21.67	0.56	22.23	0.167	2.000	Pass
			RB36#39	21.7	0.56	22.26	0.168	2.000	Pass
			RB75#0	21.69	0.56	22.25	0.168	2.000	Pass
		16-QAM	RB1#0	21.52	0.56	22.08	0.161	2.000	Pass
			RB1#38	21.57	0.56	22.13	0.163	2.000	Pass
			RB1#74	21.42	0.56	21.98	0.158	2.000	Pass
			RB36#0	20.68	0.56	21.24	0.133	2.000	Pass
			RB36#19	20.7	0.56	21.26	0.134	2.000	Pass
			RB36#39	20.72	0.56	21.28	0.134	2.000	Pass
			RB75#0	20.72	0.56	21.28	0.134	2.000	Pass
	MCH	QPSK	RB1#0	22.5	0.56	23.06	0.202	2.000	Pass
			RB1#38	22.61	0.56	23.17	0.207	2.000	Pass
			RB1#74	22.49	0.56	23.05	0.202	2.000	Pass
			RB36#0	21.7	0.56	22.26	0.168	2.000	Pass
			RB36#19	21.66	0.56	22.22	0.167	2.000	Pass
			RB36#39	21.58	0.56	22.14	0.164	2.000	Pass
			RB75#0	21.68	0.56	22.24	0.167	2.000	Pass

Test BW	Test Channel	Test Mode	Test RB (Size#Offset)	Conducted Output AV Power (dBm)	Antenna Gain (dBi)	EIRP (dBm)	EIRP (W)	Limit (W)	Verdict
LTE BAND 2									
		16-QAM	RB1#0	21.8	0.56	22.36	0.172	2.000	Pass
			RB1#38	21.93	0.56	22.49	0.177	2.000	Pass
			RB1#74	21.86	0.56	22.42	0.175	2.000	Pass
			RB36#0	20.72	0.56	21.28	0.134	2.000	Pass
			RB36#19	20.7	0.56	21.26	0.134	2.000	Pass
			RB36#39	20.63	0.56	21.19	0.132	2.000	Pass
			RB75#0	20.73	0.56	21.29	0.135	2.000	Pass
	HCH	QPSK	RB1#0	22.46	0.56	23.02	0.200	2.000	Pass
			RB1#38	22.64	0.56	23.20	0.209	2.000	Pass
			RB1#74	22.57	0.56	23.13	0.206	2.000	Pass
			RB36#0	21.61	0.56	22.17	0.165	2.000	Pass
			RB36#19	21.65	0.56	22.21	0.166	2.000	Pass
			RB36#39	21.59	0.56	22.15	0.164	2.000	Pass
			RB75#0	21.63	0.56	22.19	0.166	2.000	Pass
		16-QAM	RB1#0	21.92	0.56	22.48	0.177	2.000	Pass
			RB1#38	21.99	0.56	22.55	0.180	2.000	Pass
			RB1#74	21.92	0.56	22.48	0.177	2.000	Pass
			RB36#0	20.54	0.56	21.10	0.129	2.000	Pass
			RB36#19	20.62	0.56	21.18	0.131	2.000	Pass
			RB36#39	20.52	0.56	21.08	0.128	2.000	Pass
			RB75#0	20.56	0.56	21.12	0.129	2.000	Pass
20 MHz	LCH	QPSK	RB1#0	22.43	0.56	22.99	0.199	2.000	Pass
			RB1#50	22.76	0.56	23.32	0.215	2.000	Pass
			RB1#99	22.37	0.56	22.93	0.196	2.000	Pass
			RB50#0	21.55	0.56	22.11	0.163	2.000	Pass
			RB50#25	21.63	0.56	22.19	0.166	2.000	Pass
			RB50#50	21.64	0.56	22.20	0.166	2.000	Pass
			RB100#0	21.59	0.56	22.15	0.164	2.000	Pass
		16-QAM	RB1#0	21.92	0.56	22.48	0.177	2.000	Pass
			RB1#50	22.25	0.56	22.81	0.191	2.000	Pass
			RB1#99	21.83	0.56	22.39	0.173	2.000	Pass
			RB50#0	20.69	0.56	21.25	0.133	2.000	Pass
			RB50#25	20.72	0.56	21.28	0.134	2.000	Pass
			RB50#50	20.77	0.56	21.33	0.136	2.000	Pass
			RB100#0	20.73	0.56	21.29	0.135	2.000	Pass
	MCH	QPSK	RB1#0	22.39	0.56	22.95	0.197	2.000	Pass
			RB1#50	22.77	0.56	23.33	0.215	2.000	Pass
			RB1#99	22.41	0.56	22.97	0.198	2.000	Pass

Test BW	Test Channel	Test Mode	Test RB (Size#Offset)	Conducted Output AV Power (dBm)	Antenna Gain (dBi)	EIRP (dBm)	EIRP (W)	Limit (W)	Verdict
LTE BAND 2									
			RB50#0	21.67	0.56	22.23	0.167	2.000	Pass
			RB50#25	21.6	0.56	22.16	0.164	2.000	Pass
			RB50#50	21.59	0.56	22.15	0.164	2.000	Pass
			RB100#0	21.64	0.56	22.20	0.166	2.000	Pass
		16-QAM	RB1#0	21.72	0.56	22.28	0.169	2.000	Pass
			RB1#50	22.16	0.56	22.72	0.187	2.000	Pass
			RB1#99	21.85	0.56	22.41	0.174	2.000	Pass
			RB50#0	20.75	0.56	21.31	0.135	2.000	Pass
			RB50#25	20.64	0.56	21.20	0.132	2.000	Pass
			RB50#50	20.62	0.56	21.18	0.131	2.000	Pass
			RB100#0	20.71	0.56	21.27	0.134	2.000	Pass
	HCH	QPSK	RB1#0	22.29	0.56	22.85	0.193	2.000	Pass
			RB1#50	22.64	0.56	23.20	0.209	2.000	Pass
			RB1#99	22.37	0.56	22.93	0.196	2.000	Pass
			RB50#0	21.48	0.56	22.04	0.160	2.000	Pass
			RB50#25	21.55	0.56	22.11	0.163	2.000	Pass
			RB50#50	21.41	0.56	21.97	0.157	2.000	Pass
			RB100#0	21.42	0.56	21.98	0.158	2.000	Pass
		16-QAM	RB1#0	21.73	0.56	22.29	0.169	2.000	Pass
			RB1#50	22.09	0.56	22.65	0.184	2.000	Pass
			RB1#99	21.78	0.56	22.34	0.171	2.000	Pass
			RB50#0	20.53	0.56	21.09	0.129	2.000	Pass
			RB50#25	20.58	0.56	21.14	0.130	2.000	Pass
			RB50#50	20.35	0.56	20.91	0.123	2.000	Pass
			RB100#0	20.46	0.56	21.02	0.126	2.000	Pass

Test BW	Test Channel	Test Mode	Test RB (Size#Offset)	Conducted Output AV Power (dBm)	Antenna Gain (dBi)	EIRP (dBm)	EIRP (W)	Limit (W)	Verdict
LTE BAND 4									
1.4 MHz	LCH	QPSK	RB1#0	22.67	1.72	24.39	0.275	1.000	Pass
			RB1#3	22.84	1.72	24.56	0.286	1.000	Pass
			RB1#5	22.67	1.72	24.39	0.275	1.000	Pass
			RB3#0	22.78	1.72	24.50	0.282	1.000	Pass
			RB3#2	22.82	1.72	24.54	0.284	1.000	Pass
			RB3#3	22.83	1.72	24.55	0.285	1.000	Pass
			RB6#0	21.77	1.72	23.49	0.223	1.000	Pass
		16-QAM	RB1#0	21.8	1.72	23.52	0.225	1.000	Pass
			RB1#3	21.95	1.72	23.67	0.233	1.000	Pass
			RB1#5	21.79	1.72	23.51	0.224	1.000	Pass
			RB3#0	21.84	1.72	23.56	0.227	1.000	Pass
			RB3#2	21.91	1.72	23.63	0.231	1.000	Pass
			RB3#3	21.79	1.72	23.51	0.224	1.000	Pass
			RB6#0	20.93	1.72	22.65	0.184	1.000	Pass
	MCH	QPSK	RB1#0	22.68	1.72	24.40	0.275	1.000	Pass
			RB1#3	22.84	1.72	24.56	0.286	1.000	Pass
			RB1#5	22.69	1.72	24.41	0.276	1.000	Pass
			RB3#0	22.78	1.72	24.50	0.282	1.000	Pass
			RB3#2	22.81	1.72	24.53	0.284	1.000	Pass
			RB3#3	22.8	1.72	24.52	0.283	1.000	Pass
			RB6#0	21.76	1.72	23.48	0.223	1.000	Pass
		16-QAM	RB1#0	22.04	1.72	23.76	0.238	1.000	Pass
			RB1#3	22.21	1.72	23.93	0.247	1.000	Pass
			RB1#5	22.06	1.72	23.78	0.239	1.000	Pass
			RB3#0	21.96	1.72	23.68	0.233	1.000	Pass
			RB3#2	21.93	1.72	23.65	0.232	1.000	Pass
			RB3#3	21.99	1.72	23.71	0.235	1.000	Pass
			RB6#0	20.7	1.72	22.42	0.175	1.000	Pass
	HCH	QPSK	RB1#0	22.63	1.72	24.35	0.272	1.000	Pass
			RB1#3	22.78	1.72	24.50	0.282	1.000	Pass
			RB1#5	22.61	1.72	24.33	0.271	1.000	Pass
			RB3#0	22.76	1.72	24.48	0.281	1.000	Pass
			RB3#2	22.77	1.72	24.49	0.281	1.000	Pass
			RB3#3	22.78	1.72	24.50	0.282	1.000	Pass
			RB6#0	21.68	1.72	23.40	0.219	1.000	Pass
		16-QAM	RB1#0	21.62	1.72	23.34	0.216	1.000	Pass
			RB1#3	21.82	1.72	23.54	0.226	1.000	Pass

Test BW	Test Channel	Test Mode	Test RB (Size#Offset)	Conducted Output AV Power (dBm)	Antenna Gain (dBi)	EIRP (dBm)	EIRP (W)	Limit (W)	Verdict
LTE BAND 4									
			RB1#5	21.64	1.72	23.36	0.217	1.000	Pass
			RB3#0	21.85	1.72	23.57	0.228	1.000	Pass
			RB3#2	21.89	1.72	23.61	0.230	1.000	Pass
			RB3#3	21.88	1.72	23.60	0.229	1.000	Pass
			RB6#0	20.95	1.72	22.67	0.185	1.000	Pass
3 MHz	LCH	QPSK	RB1#0	22.72	1.72	24.44	0.278	1.000	Pass
			RB1#7	22.72	1.72	24.44	0.278	1.000	Pass
			RB1#14	22.71	1.72	24.43	0.277	1.000	Pass
			RB8#0	21.74	1.72	23.46	0.222	1.000	Pass
			RB8#4	21.76	1.72	23.48	0.223	1.000	Pass
			RB8#7	21.74	1.72	23.46	0.222	1.000	Pass
			RB15#0	21.73	1.72	23.45	0.221	1.000	Pass
		16-QAM	RB1#0	21.61	1.72	23.33	0.215	1.000	Pass
			RB1#7	21.62	1.72	23.34	0.216	1.000	Pass
			RB1#14	21.62	1.72	23.34	0.216	1.000	Pass
			RB8#0	20.91	1.72	22.63	0.183	1.000	Pass
			RB8#4	20.94	1.72	22.66	0.185	1.000	Pass
			RB8#7	20.91	1.72	22.63	0.183	1.000	Pass
			RB15#0	20.83	1.72	22.55	0.180	1.000	Pass
	MCH	QPSK	RB1#0	22.71	1.72	24.43	0.277	1.000	Pass
			RB1#7	22.73	1.72	24.45	0.279	1.000	Pass
			RB1#14	22.73	1.72	24.45	0.279	1.000	Pass
			RB8#0	21.7	1.72	23.42	0.220	1.000	Pass
			RB8#4	21.78	1.72	23.50	0.224	1.000	Pass
			RB8#7	21.76	1.72	23.48	0.223	1.000	Pass
			RB15#0	21.71	1.72	23.43	0.220	1.000	Pass
		16-QAM	RB1#0	22.06	1.72	23.78	0.239	1.000	Pass
			RB1#7	22.1	1.72	23.82	0.241	1.000	Pass
			RB1#14	22.09	1.72	23.81	0.240	1.000	Pass
			RB8#0	20.87	1.72	22.59	0.182	1.000	Pass
			RB8#4	20.92	1.72	22.64	0.184	1.000	Pass
			RB8#7	20.83	1.72	22.55	0.180	1.000	Pass
			RB15#0	20.82	1.72	22.54	0.179	1.000	Pass
	HCH	QPSK	RB1#0	22.67	1.72	24.39	0.275	1.000	Pass
			RB1#7	22.66	1.72	24.38	0.274	1.000	Pass
			RB1#14	22.65	1.72	24.37	0.274	1.000	Pass
			RB8#0	21.66	1.72	23.38	0.218	1.000	Pass
			RB8#4	21.69	1.72	23.41	0.219	1.000	Pass

Test BW	Test Channel	Test Mode	Test RB (Size#Offset)	Conducted Output AV Power (dBm)	Antenna Gain (dBi)	EIRP (dBm)	EIRP (W)	Limit (W)	Verdict
LTE BAND 4									
			RB8#7	21.63	1.72	23.35	0.216	1.000	Pass
			RB15#0	21.66	1.72	23.38	0.218	1.000	Pass
		16-QAM	RB1#0	21.66	1.72	23.38	0.218	1.000	Pass
			RB1#7	21.66	1.72	23.38	0.218	1.000	Pass
			RB1#14	21.62	1.72	23.34	0.216	1.000	Pass
			RB8#0	20.76	1.72	22.48	0.177	1.000	Pass
			RB8#4	20.77	1.72	22.49	0.177	1.000	Pass
			RB8#7	20.71	1.72	22.43	0.175	1.000	Pass
			RB15#0	20.66	1.72	22.38	0.173	1.000	Pass
5 MHz	LCH	QPSK	RB1#0	22.64	1.72	24.36	0.273	1.000	Pass
			RB1#13	22.74	1.72	24.46	0.279	1.000	Pass
			RB1#24	22.63	1.72	24.35	0.272	1.000	Pass
			RB12#0	21.68	1.72	23.40	0.219	1.000	Pass
			RB12#6	21.77	1.72	23.49	0.223	1.000	Pass
			RB12#13	21.77	1.72	23.49	0.223	1.000	Pass
			RB25#0	21.69	1.72	23.41	0.219	1.000	Pass
		16-QAM	RB1#0	21.79	1.72	23.51	0.224	1.000	Pass
			RB1#13	21.92	1.72	23.64	0.231	1.000	Pass
			RB1#24	21.78	1.72	23.50	0.224	1.000	Pass
			RB12#0	20.83	1.72	22.55	0.180	1.000	Pass
			RB12#6	20.9	1.72	22.62	0.183	1.000	Pass
			RB12#13	20.87	1.72	22.59	0.182	1.000	Pass
			RB25#0	20.8	1.72	22.52	0.179	1.000	Pass
	MCH	QPSK	RB1#0	22.64	1.72	24.36	0.273	1.000	Pass
			RB1#13	22.77	1.72	24.49	0.281	1.000	Pass
			RB1#24	22.59	1.72	24.31	0.270	1.000	Pass
			RB12#0	21.69	1.72	23.41	0.219	1.000	Pass
			RB12#6	21.76	1.72	23.48	0.223	1.000	Pass
			RB12#13	21.67	1.72	23.39	0.218	1.000	Pass
			RB25#0	21.69	1.72	23.41	0.219	1.000	Pass
		16-QAM	RB1#0	22.1	1.72	23.82	0.241	1.000	Pass
			RB1#13	22.2	1.72	23.92	0.247	1.000	Pass
			RB1#24	22.08	1.72	23.80	0.240	1.000	Pass
			RB12#0	20.91	1.72	22.63	0.183	1.000	Pass
			RB12#6	20.97	1.72	22.69	0.186	1.000	Pass
			RB12#13	20.91	1.72	22.63	0.183	1.000	Pass
			RB25#0	20.85	1.72	22.57	0.181	1.000	Pass
	HCH	QPSK	RB1#0	22.53	1.72	24.25	0.266	1.000	Pass

Test BW	Test Channel	Test Mode	Test RB (Size#Offset)	Conducted Output AV Power (dBm)	Antenna Gain (dBi)	EIRP (dBm)	EIRP (W)	Limit (W)	Verdict
LTE BAND 4									
			RB1#13	22.68	1.72	24.40	0.275	1.000	Pass
			RB1#24	22.55	1.72	24.27	0.267	1.000	Pass
			RB12#0	21.62	1.72	23.34	0.216	1.000	Pass
			RB12#6	21.72	1.72	23.44	0.221	1.000	Pass
			RB12#13	21.63	1.72	23.35	0.216	1.000	Pass
			RB25#0	21.64	1.72	23.36	0.217	1.000	Pass
		16-QAM	RB1#0	21.65	1.72	23.37	0.217	1.000	Pass
			RB1#13	21.79	1.72	23.51	0.224	1.000	Pass
			RB1#24	21.67	1.72	23.39	0.218	1.000	Pass
			RB12#0	20.76	1.72	22.48	0.177	1.000	Pass
			RB12#6	20.82	1.72	22.54	0.179	1.000	Pass
			RB12#13	20.77	1.72	22.49	0.177	1.000	Pass
			RB25#0	20.67	1.72	22.39	0.173	1.000	Pass
10 MHz	LCH	QPSK	RB1#0	22.67	1.72	24.39	0.275	1.000	Pass
			RB1#25	22.9	1.72	24.62	0.290	1.000	Pass
			RB1#49	22.7	1.72	24.42	0.277	1.000	Pass
			RB25#0	21.74	1.72	23.46	0.222	1.000	Pass
			RB25#13	21.78	1.72	23.50	0.224	1.000	Pass
			RB25#25	21.82	1.72	23.54	0.226	1.000	Pass
			RB50#0	21.77	1.72	23.49	0.223	1.000	Pass
		16-QAM	RB1#0	21.62	1.72	23.34	0.216	1.000	Pass
			RB1#25	21.78	1.72	23.50	0.224	1.000	Pass
			RB1#49	21.71	1.72	23.43	0.220	1.000	Pass
			RB25#0	20.84	1.72	22.56	0.180	1.000	Pass
			RB25#13	20.87	1.72	22.59	0.182	1.000	Pass
			RB25#25	20.92	1.72	22.64	0.184	1.000	Pass
			RB50#0	20.82	1.72	22.54	0.179	1.000	Pass
	MCH	QPSK	RB1#0	22.64	1.72	24.36	0.273	1.000	Pass
			RB1#25	22.81	1.72	24.53	0.284	1.000	Pass
			RB1#49	22.69	1.72	24.41	0.276	1.000	Pass
			RB25#0	21.75	1.72	23.47	0.222	1.000	Pass
			RB25#13	21.74	1.72	23.46	0.222	1.000	Pass
			RB25#25	21.77	1.72	23.49	0.223	1.000	Pass
			RB50#0	21.77	1.72	23.49	0.223	1.000	Pass
		16-QAM	RB1#0	22.14	1.72	23.86	0.243	1.000	Pass
			RB1#25	22.23	1.72	23.95	0.248	1.000	Pass
			RB1#49	22.08	1.72	23.80	0.240	1.000	Pass
			RB25#0	20.92	1.72	22.64	0.184	1.000	Pass

Test BW	Test Channel	Test Mode	Test RB (Size#Offset)	Conducted Output AV Power (dBm)	Antenna Gain (dBi)	EIRP (dBm)	EIRP (W)	Limit (W)	Verdict
LTE BAND 4									
			RB25#13	20.85	1.72	22.57	0.181	1.000	Pass
			RB25#25	20.88	1.72	22.60	0.182	1.000	Pass
			RB50#0	20.9	1.72	22.62	0.183	1.000	Pass
	HCH	QPSK	RB1#0	22.66	1.72	24.38	0.274	1.000	Pass
			RB1#25	22.84	1.72	24.56	0.286	1.000	Pass
			RB1#49	22.62	1.72	24.34	0.272	1.000	Pass
			RB25#0	21.69	1.72	23.41	0.219	1.000	Pass
			RB25#13	21.66	1.72	23.38	0.218	1.000	Pass
			RB25#25	21.7	1.72	23.42	0.220	1.000	Pass
			RB50#0	21.71	1.72	23.43	0.220	1.000	Pass
		16-QAM	RB1#0	21.65	1.72	23.37	0.217	1.000	Pass
			RB1#25	21.77	1.72	23.49	0.223	1.000	Pass
			RB1#49	21.63	1.72	23.35	0.216	1.000	Pass
			RB25#0	20.88	1.72	22.60	0.182	1.000	Pass
			RB25#13	20.83	1.72	22.55	0.180	1.000	Pass
			RB25#25	20.86	1.72	22.58	0.181	1.000	Pass
			RB50#0	20.84	1.72	22.56	0.180	1.000	Pass
15 MHz	LCH	QPSK	RB1#0	22.59	1.72	24.31	0.270	1.000	Pass
			RB1#38	22.74	1.72	24.46	0.279	1.000	Pass
			RB1#74	22.64	1.72	24.36	0.273	1.000	Pass
			RB36#0	21.75	1.72	23.47	0.222	1.000	Pass
			RB36#19	21.82	1.72	23.54	0.226	1.000	Pass
			RB36#39	21.83	1.72	23.55	0.226	1.000	Pass
			RB75#0	21.81	1.72	23.53	0.225	1.000	Pass
		16-QAM	RB1#0	21.54	1.72	23.26	0.212	1.000	Pass
			RB1#38	21.69	1.72	23.41	0.219	1.000	Pass
			RB1#74	21.58	1.72	23.30	0.214	1.000	Pass
			RB36#0	20.78	1.72	22.50	0.178	1.000	Pass
			RB36#19	20.85	1.72	22.57	0.181	1.000	Pass
			RB36#39	20.81	1.72	22.53	0.179	1.000	Pass
			RB75#0	20.82	1.72	22.54	0.179	1.000	Pass
	MCH	QPSK	RB1#0	22.59	1.72	24.31	0.270	1.000	Pass
			RB1#38	22.73	1.72	24.45	0.279	1.000	Pass
			RB1#74	22.58	1.72	24.30	0.269	1.000	Pass
			RB36#0	21.77	1.72	23.49	0.223	1.000	Pass
			RB36#19	21.8	1.72	23.52	0.225	1.000	Pass
			RB36#39	21.78	1.72	23.50	0.224	1.000	Pass
			RB75#0	21.79	1.72	23.51	0.224	1.000	Pass

Test BW	Test Channel	Test Mode	Test RB (Size#Offset)	Conducted Output AV Power (dBm)	Antenna Gain (dBi)	EIRP (dBm)	EIRP (W)	Limit (W)	Verdict
LTE BAND 4									
		16-QAM	RB1#0	21.99	1.72	23.71	0.235	1.000	Pass
			RB1#38	22.11	1.72	23.83	0.242	1.000	Pass
			RB1#74	21.98	1.72	23.70	0.234	1.000	Pass
			RB36#0	20.77	1.72	22.49	0.177	1.000	Pass
			RB36#19	20.86	1.72	22.58	0.181	1.000	Pass
			RB36#39	20.82	1.72	22.54	0.179	1.000	Pass
			RB75#0	20.83	1.72	22.55	0.180	1.000	Pass
	HCH	QPSK	RB1#0	22.59	1.72	24.31	0.270	1.000	Pass
			RB1#38	22.7	1.72	24.42	0.277	1.000	Pass
			RB1#74	22.57	1.72	24.29	0.269	1.000	Pass
			RB36#0	21.75	1.72	23.47	0.222	1.000	Pass
			RB36#19	21.75	1.72	23.47	0.222	1.000	Pass
			RB36#39	21.76	1.72	23.48	0.223	1.000	Pass
			RB75#0	21.75	1.72	23.47	0.222	1.000	Pass
		16-QAM	RB1#0	22.02	1.72	23.74	0.237	1.000	Pass
			RB1#38	22.08	1.72	23.80	0.240	1.000	Pass
			RB1#74	21.97	1.72	23.69	0.234	1.000	Pass
			RB36#0	20.73	1.72	22.45	0.176	1.000	Pass
			RB36#19	20.76	1.72	22.48	0.177	1.000	Pass
			RB36#39	20.67	1.72	22.39	0.173	1.000	Pass
			RB75#0	20.75	1.72	22.47	0.177	1.000	Pass
20 MHz	LCH	QPSK	RB1#0	22.47	1.72	24.19	0.262	1.000	Pass
			RB1#50	22.87	1.72	24.59	0.288	1.000	Pass
			RB1#99	22.52	1.72	24.24	0.265	1.000	Pass
			RB50#0	21.68	1.72	23.40	0.219	1.000	Pass
			RB50#25	21.75	1.72	23.47	0.222	1.000	Pass
			RB50#50	21.76	1.72	23.48	0.223	1.000	Pass
			RB100#0	21.74	1.72	23.46	0.222	1.000	Pass
		16-QAM	RB1#0	21.98	1.72	23.70	0.234	1.000	Pass
			RB1#50	22.39	1.72	24.11	0.258	1.000	Pass
			RB1#99	22.05	1.72	23.77	0.238	1.000	Pass
			RB50#0	20.8	1.72	22.52	0.179	1.000	Pass
			RB50#25	20.87	1.72	22.59	0.182	1.000	Pass
			RB50#50	20.88	1.72	22.60	0.182	1.000	Pass
			RB100#0	20.81	1.72	22.53	0.179	1.000	Pass
	MCH	QPSK	RB1#0	22.48	1.72	24.20	0.263	1.000	Pass
			RB1#50	**22.91**	1.72	24.63	0.290	1.000	Pass
			RB1#99	22.53	1.72	24.25	0.266	1.000	Pass

Test BW	Test Channel	Test Mode	Test RB (Size#Offset)	Conducted Output AV Power (dBm)	Antenna Gain (dBi)	EIRP (dBm)	EIRP (W)	Limit (W)	Verdict
LTE BAND 4									
			RB50#0	21.72	1.72	23.44	0.221	1.000	Pass
			RB50#25	21.75	1.72	23.47	0.222	1.000	Pass
			RB50#50	21.72	1.72	23.44	0.221	1.000	Pass
			RB100#0	21.76	1.72	23.48	0.223	1.000	Pass
		16-QAM	RB1#0	21.92	1.72	23.64	0.231	1.000	Pass
			RB1#50	22.31	1.72	24.03	0.253	1.000	Pass
			RB1#99	21.94	1.72	23.66	0.232	1.000	Pass
			RB50#0	20.84	1.72	22.56	0.180	1.000	Pass
			RB50#25	20.86	1.72	22.58	0.181	1.000	Pass
			RB50#50	20.83	1.72	22.55	0.180	1.000	Pass
			RB100#0	20.86	1.72	22.58	0.181	1.000	Pass
	HCH	QPSK	RB1#0	22.39	1.72	24.11	0.258	1.000	Pass
			RB1#50	22.84	1.72	24.56	0.286	1.000	Pass
			RB1#99	22.41	1.72	24.13	0.259	1.000	Pass
			RB50#0	21.69	1.72	23.41	0.219	1.000	Pass
			RB50#25	21.69	1.72	23.41	0.219	1.000	Pass
			RB50#50	21.68	1.72	23.40	0.219	1.000	Pass
			RB100#0	21.72	1.72	23.44	0.221	1.000	Pass
		16-QAM	RB1#0	21.84	1.72	23.56	0.227	1.000	Pass
			RB1#50	22.2	1.72	23.92	0.247	1.000	Pass
			RB1#99	21.79	1.72	23.51	0.224	1.000	Pass
			RB50#0	20.75	1.72	22.47	0.177	1.000	Pass
			RB50#25	20.76	1.72	22.48	0.177	1.000	Pass
			RB50#50	20.72	1.72	22.44	0.175	1.000	Pass
			RB100#0	20.77	1.72	22.49	0.177	1.000	Pass

Test BW	Test Channel	Test Mode	Test RB (Size#Offset)	Conducted Output AV Power (dBm)	Antenna Gain (dBi)	Antenna Gain (dBd)	ERP (dBm)	ERP (W)	Limit (W)	Verdict
LTE BAND 5										
1.4 MHz	LCH	QPSK	RB1#0	22.88	0.92	-1.23	21.65	0.146	7.000	Pass
			RB1#3	23.07	0.92	-1.23	21.84	0.153	7.000	Pass
			RB1#5	22.91	0.92	-1.23	21.68	0.147	7.000	Pass
			RB3#0	23.01	0.92	-1.23	21.78	0.151	7.000	Pass
			RB3#2	22.98	0.92	-1.23	21.75	0.150	7.000	Pass
			RB3#3	22.94	0.92	-1.23	21.71	0.148	7.000	Pass
			RB6#0	21.96	0.92	-1.23	20.73	0.118	7.000	Pass
		16-QAM	RB1#0	21.92	0.92	-1.23	20.69	0.117	7.000	Pass
			RB1#3	22.11	0.92	-1.23	20.88	0.122	7.000	Pass
			RB1#5	21.97	0.92	-1.23	20.74	0.119	7.000	Pass
			RB3#0	21.95	0.92	-1.23	20.72	0.118	7.000	Pass
			RB3#2	21.97	0.92	-1.23	20.74	0.119	7.000	Pass
			RB3#3	21.94	0.92	-1.23	20.71	0.118	7.000	Pass
			RB6#0	21.08	0.92	-1.23	19.85	0.097	7.000	Pass
	MCH	QPSK	RB1#0	22.9	0.92	-1.23	21.67	0.147	7.000	Pass
			RB1#3	23.03	0.92	-1.23	21.80	0.151	7.000	Pass
			RB1#5	22.92	0.92	-1.23	21.69	0.148	7.000	Pass
			RB3#0	22.95	0.92	-1.23	21.72	0.149	7.000	Pass
			RB3#2	23.01	0.92	-1.23	21.78	0.151	7.000	Pass
			RB3#3	22.97	0.92	-1.23	21.74	0.149	7.000	Pass
			RB6#0	21.94	0.92	-1.23	20.71	0.118	7.000	Pass
		16-QAM	RB1#0	22.22	0.92	-1.23	20.99	0.126	7.000	Pass
			RB1#3	22.39	0.92	-1.23	21.16	0.131	7.000	Pass
			RB1#5	22.23	0.92	-1.23	21.00	0.126	7.000	Pass
			RB3#0	22.13	0.92	-1.23	20.90	0.123	7.000	Pass
			RB3#2	22.15	0.92	-1.23	20.92	0.124	7.000	Pass
			RB3#3	22.16	0.92	-1.23	20.93	0.124	7.000	Pass
			RB6#0	20.86	0.92	-1.23	19.63	0.092	7.000	Pass
	HCH	QPSK	RB1#0	22.8	0.92	-1.23	21.57	0.144	7.000	Pass
			RB1#3	23.06	0.92	-1.23	21.83	0.152	7.000	Pass
			RB1#5	22.9	0.92	-1.23	21.67	0.147	7.000	Pass
			RB3#0	22.85	0.92	-1.23	21.62	0.145	7.000	Pass
			RB3#2	22.94	0.92	-1.23	21.71	0.148	7.000	Pass
			RB3#3	22.88	0.92	-1.23	21.65	0.146	7.000	Pass
			RB6#0	21.88	0.92	-1.23	20.65	0.116	7.000	Pass
		16-QAM	RB1#0	21.75	0.92	-1.23	20.52	0.113	7.000	Pass
			RB1#3	21.86	0.92	-1.23	20.63	0.116	7.000	Pass

Test BW	Test Channel	Test Mode	Test RB (Size#Offset)	Conducted Output AV Power (dBm)	Antenna Gain (dBi)	Antenna Gain (dBd)	ERP (dBm)	ERP (W)	Limit (W)	Verdict
LTE BAND 5										
			RB1#5	21.7	0.92	-1.23	20.47	0.111	7.000	Pass
			RB3#0	22	0.92	-1.23	20.77	0.119	7.000	Pass
			RB3#2	21.99	0.92	-1.23	20.76	0.119	7.000	Pass
			RB3#3	21.93	0.92	-1.23	20.70	0.117	7.000	Pass
			RB6#0	20.99	0.92	-1.23	19.76	0.095	7.000	Pass
3 MHz	LCH	QPSK	RB1#0	22.99	0.92	-1.23	21.76	0.150	7.000	Pass
			RB1#7	22.99	0.92	-1.23	21.76	0.150	7.000	Pass
			RB1#14	22.95	0.92	-1.23	21.72	0.149	7.000	Pass
			RB8#0	22.01	0.92	-1.23	20.78	0.120	7.000	Pass
			RB8#4	22.05	0.92	-1.23	20.82	0.121	7.000	Pass
			RB8#7	21.99	0.92	-1.23	20.76	0.119	7.000	Pass
			RB15#0	21.96	0.92	-1.23	20.73	0.118	7.000	Pass
		16-QAM	RB1#0	21.87	0.92	-1.23	20.64	0.116	7.000	Pass
			RB1#7	21.84	0.92	-1.23	20.61	0.115	7.000	Pass
			RB1#14	21.8	0.92	-1.23	20.57	0.114	7.000	Pass
			RB8#0	21.11	0.92	-1.23	19.88	0.097	7.000	Pass
			RB8#4	21.14	0.92	-1.23	19.91	0.098	7.000	Pass
			RB8#7	21.07	0.92	-1.23	19.84	0.096	7.000	Pass
			RB15#0	21	0.92	-1.23	19.77	0.095	7.000	Pass
	MCH	QPSK	RB1#0	22.94	0.92	-1.23	21.71	0.148	7.000	Pass
			RB1#7	22.96	0.92	-1.23	21.73	0.149	7.000	Pass
			RB1#14	22.92	0.92	-1.23	21.69	0.148	7.000	Pass
			RB8#0	21.95	0.92	-1.23	20.72	0.118	7.000	Pass
			RB8#4	22	0.92	-1.23	20.77	0.119	7.000	Pass
			RB8#7	21.97	0.92	-1.23	20.74	0.119	7.000	Pass
			RB15#0	21.94	0.92	-1.23	20.71	0.118	7.000	Pass
		16-QAM	RB1#0	22.31	0.92	-1.23	21.08	0.128	7.000	Pass
			RB1#7	22.33	0.92	-1.23	21.10	0.129	7.000	Pass
			RB1#14	22.31	0.92	-1.23	21.08	0.128	7.000	Pass
			RB8#0	21.06	0.92	-1.23	19.83	0.096	7.000	Pass
			RB8#4	21.07	0.92	-1.23	19.84	0.096	7.000	Pass
			RB8#7	21.02	0.92	-1.23	19.79	0.095	7.000	Pass
			RB15#0	21	0.92	-1.23	19.77	0.095	7.000	Pass
	HCH	QPSK	RB1#0	22.88	0.92	-1.23	21.65	0.146	7.000	Pass
			RB1#7	22.91	0.92	-1.23	21.68	0.147	7.000	Pass
			RB1#14	22.94	0.92	-1.23	21.71	0.148	7.000	Pass
			RB8#0	21.87	0.92	-1.23	20.64	0.116	7.000	Pass
			RB8#4	21.92	0.92	-1.23	20.69	0.117	7.000	Pass

Test BW	Test Channel	Test Mode	Test RB (Size#Offset)	Conducted Output AV Power (dBm)	Antenna Gain (dBi)	Antenna Gain (dBd)	ERP (dBm)	ERP (W)	Limit (W)	Verdict
LTE BAND 5										
			RB8#7	21.83	0.92	-1.23	20.60	0.115	7.000	Pass
			RB15#0	21.89	0.92	-1.23	20.66	0.116	7.000	Pass
		16-QAM	RB1#0	21.9	0.92	-1.23	20.67	0.117	7.000	Pass
			RB1#7	21.82	0.92	-1.23	20.59	0.115	7.000	Pass
			RB1#14	21.72	0.92	-1.23	20.49	0.112	7.000	Pass
			RB8#0	20.89	0.92	-1.23	19.66	0.092	7.000	Pass
			RB8#4	20.95	0.92	-1.23	19.72	0.094	7.000	Pass
			RB8#7	20.84	0.92	-1.23	19.61	0.091	7.000	Pass
			RB15#0	20.79	0.92	-1.23	19.56	0.090	7.000	Pass
5 MHz	LCH	QPSK	RB1#0	22.85	0.92	-1.23	21.62	0.145	7.000	Pass
			RB1#13	22.99	0.92	-1.23	21.76	0.150	7.000	Pass
			RB1#24	22.88	0.92	-1.23	21.65	0.146	7.000	Pass
			RB12#0	21.98	0.92	-1.23	20.75	0.119	7.000	Pass
			RB12#6	22.04	0.92	-1.23	20.81	0.121	7.000	Pass
			RB12#13	21.97	0.92	-1.23	20.74	0.119	7.000	Pass
			RB25#0	21.96	0.92	-1.23	20.73	0.118	7.000	Pass
		16-QAM	RB1#0	22	0.92	-1.23	20.77	0.119	7.000	Pass
			RB1#13	22.11	0.92	-1.23	20.88	0.122	7.000	Pass
			RB1#24	22	0.92	-1.23	20.77	0.119	7.000	Pass
			RB12#0	21.06	0.92	-1.23	19.83	0.096	7.000	Pass
			RB12#6	21.05	0.92	-1.23	19.82	0.096	7.000	Pass
			RB12#13	21.01	0.92	-1.23	19.78	0.095	7.000	Pass
			RB25#0	20.98	0.92	-1.23	19.75	0.094	7.000	Pass
	MCH	QPSK	RB1#0	22.86	0.92	-1.23	21.63	0.146	7.000	Pass
			RB1#13	23.03	0.92	-1.23	21.80	0.151	7.000	Pass
			RB1#24	22.9	0.92	-1.23	21.67	0.147	7.000	Pass
			RB12#0	21.92	0.92	-1.23	20.69	0.117	7.000	Pass
			RB12#6	22.03	0.92	-1.23	20.80	0.120	7.000	Pass
			RB12#13	21.98	0.92	-1.23	20.75	0.119	7.000	Pass
			RB25#0	21.93	0.92	-1.23	20.70	0.117	7.000	Pass
		16-QAM	RB1#0	22.35	0.92	-1.23	21.12	0.129	7.000	Pass
			RB1#13	22.49	0.92	-1.23	21.26	0.134	7.000	Pass
			RB1#24	22.33	0.92	-1.23	21.10	0.129	7.000	Pass
			RB12#0	21.06	0.92	-1.23	19.83	0.096	7.000	Pass
			RB12#6	21.14	0.92	-1.23	19.91	0.098	7.000	Pass
			RB12#13	21.08	0.92	-1.23	19.85	0.097	7.000	Pass
			RB25#0	21	0.92	-1.23	19.77	0.095	7.000	Pass
	HCH	QPSK	RB1#0	22.84	0.92	-1.23	21.61	0.145	7.000	Pass

Test BW	Test Channel	Test Mode	Test RB (Size#Offset)	Conducted Output AV Power (dBm)	Antenna Gain (dBi)	Antenna Gain (dBd)	ERP (dBm)	ERP (W)	Limit (W)	Verdict
LTE BAND 5										
			RB1#13	22.88	0.92	-1.23	21.65	0.146	7.000	Pass
			RB1#24	22.8	0.92	-1.23	21.57	0.144	7.000	Pass
			RB12#0	21.84	0.92	-1.23	20.61	0.115	7.000	Pass
			RB12#6	21.89	0.92	-1.23	20.66	0.116	7.000	Pass
			RB12#13	21.71	0.92	-1.23	20.48	0.112	7.000	Pass
			RB25#0	21.75	0.92	-1.23	20.52	0.113	7.000	Pass
		16-QAM	RB1#0	21.99	0.92	-1.23	20.76	0.119	7.000	Pass
			RB1#13	21.97	0.92	-1.23	20.74	0.119	7.000	Pass
			RB1#24	21.81	0.92	-1.23	20.58	0.114	7.000	Pass
			RB12#0	20.88	0.92	-1.23	19.65	0.092	7.000	Pass
			RB12#6	20.93	0.92	-1.23	19.70	0.093	7.000	Pass
			RB12#13	20.74	0.92	-1.23	19.51	0.089	7.000	Pass
			RB25#0	20.74	0.92	-1.23	19.51	0.089	7.000	Pass
10 MHz	LCH	QPSK	RB1#0	22.92	0.92	-1.23	21.69	0.148	7.000	Pass
			RB1#25	**23.12**	0.92	-1.23	21.89	0.155	7.000	Pass
			RB1#49	22.98	0.92	-1.23	21.75	0.150	7.000	Pass
			RB25#0	22.04	0.92	-1.23	20.81	0.121	7.000	Pass
			RB25#13	21.99	0.92	-1.23	20.76	0.119	7.000	Pass
			RB25#25	22.05	0.92	-1.23	20.82	0.121	7.000	Pass
			RB50#0	22.03	0.92	-1.23	20.80	0.120	7.000	Pass
		16-QAM	RB1#0	21.85	0.92	-1.23	20.62	0.115	7.000	Pass
			RB1#25	22.02	0.92	-1.23	20.79	0.120	7.000	Pass
			RB1#49	21.91	0.92	-1.23	20.68	0.117	7.000	Pass
			RB25#0	21.1	0.92	-1.23	19.87	0.097	7.000	Pass
			RB25#13	21	0.92	-1.23	19.77	0.095	7.000	Pass
			RB25#25	21.03	0.92	-1.23	19.80	0.095	7.000	Pass
			RB50#0	21.01	0.92	-1.23	19.78	0.095	7.000	Pass
	MCH	QPSK	RB1#0	22.98	0.92	-1.23	21.75	0.150	7.000	Pass
			RB1#25	23.1	0.92	-1.23	21.87	0.154	7.000	Pass
			RB1#49	22.94	0.92	-1.23	21.71	0.148	7.000	Pass
			RB25#0	22.04	0.92	-1.23	20.81	0.121	7.000	Pass
			RB25#13	22	0.92	-1.23	20.77	0.119	7.000	Pass
			RB25#25	22.01	0.92	-1.23	20.78	0.120	7.000	Pass
			RB50#0	22.02	0.92	-1.23	20.79	0.120	7.000	Pass
		16-QAM	RB1#0	22.31	0.92	-1.23	21.08	0.128	7.000	Pass
			RB1#25	22.44	0.92	-1.23	21.21	0.132	7.000	Pass
			RB1#49	22.33	0.92	-1.23	21.10	0.129	7.000	Pass
			RB25#0	21.1	0.92	-1.23	19.87	0.097	7.000	Pass

Test BW	Test Channel	Test Mode	Test RB (Size#Offset)	Conducted Output AV Power (dBm)	Antenna Gain (dBi)	Antenna Gain (dBd)	ERP (dBm)	ERP (W)	Limit (W)	Verdict
LTE BAND 5										
			RB25#13	21.02	0.92	-1.23	19.79	0.095	7.000	Pass
			RB25#25	21.01	0.92	-1.23	19.78	0.095	7.000	Pass
			RB50#0	21.04	0.92	-1.23	19.81	0.096	7.000	Pass
	HCH	QPSK	RB1#0	22.9	0.92	-1.23	21.67	0.147	7.000	Pass
			RB1#25	23.03	0.92	-1.23	21.80	0.151	7.000	Pass
			RB1#49	22.95	0.92	-1.23	21.72	0.149	7.000	Pass
			RB25#0	21.97	0.92	-1.23	20.74	0.119	7.000	Pass
			RB25#13	21.94	0.92	-1.23	20.71	0.118	7.000	Pass
			RB25#25	21.85	0.92	-1.23	20.62	0.115	7.000	Pass
			RB50#0	21.94	0.92	-1.23	20.71	0.118	7.000	Pass
		16-QAM	RB1#0	21.93	0.92	-1.23	20.70	0.117	7.000	Pass
			RB1#25	22.05	0.92	-1.23	20.82	0.121	7.000	Pass
			RB1#49	21.79	0.92	-1.23	20.56	0.114	7.000	Pass
			RB25#0	21.03	0.92	-1.23	19.80	0.095	7.000	Pass
			RB25#13	21.05	0.92	-1.23	19.82	0.096	7.000	Pass
			RB25#25	20.96	0.92	-1.23	19.73	0.094	7.000	Pass
			RB50#0	20.98	0.92	-1.23	19.75	0.094	7.000	Pass

Test BW	Test Channel	Test Mode	Test RB (Size#Offset)	Conducted Output AV Power (dBm)	Antenna Gain (dBi)	EIRP (dBm)	EIRP (W)	Limit (W)	Verdict
LTE BAND 7									
5 MHz	LCH	QPSK	RB1#0	22.75	2.54	25.29	0.338	2.000	Pass
			RB1#13	22.84	2.54	25.38	0.345	2.000	Pass
			RB1#24	22.74	2.54	25.28	0.337	2.000	Pass
			RB12#0	21.82	2.54	24.36	0.273	2.000	Pass
			RB12#6	21.88	2.54	24.42	0.277	2.000	Pass
			RB12#13	21.84	2.54	24.38	0.274	2.000	Pass
			RB25#0	21.85	2.54	24.39	0.275	2.000	Pass
		16-QAM	RB1#0	21.93	2.54	24.47	0.280	2.000	Pass
			RB1#13	22	2.54	24.54	0.284	2.000	Pass
			RB1#24	21.89	2.54	24.43	0.277	2.000	Pass
			RB12#0	20.93	2.54	23.47	0.222	2.000	Pass
			RB12#6	20.99	2.54	23.53	0.225	2.000	Pass
			RB12#13	20.94	2.54	23.48	0.223	2.000	Pass
			RB25#0	20.88	2.54	23.42	0.220	2.000	Pass
	MCH	QPSK	RB1#0	22.8	2.54	25.34	0.342	2.000	Pass
			RB1#13	22.88	2.54	25.42	0.348	2.000	Pass
			RB1#24	22.85	2.54	25.39	0.346	2.000	Pass
			RB12#0	21.86	2.54	24.40	0.275	2.000	Pass
			RB12#6	21.96	2.54	24.50	0.282	2.000	Pass
			RB12#13	21.91	2.54	24.45	0.279	2.000	Pass
			RB25#0	21.9	2.54	24.44	0.278	2.000	Pass
		16-QAM	RB1#0	22.29	2.54	24.83	0.304	2.000	Pass
			RB1#13	22.35	2.54	24.89	0.308	2.000	Pass
			RB1#24	22.31	2.54	24.85	0.305	2.000	Pass
			RB12#0	20.97	2.54	23.51	0.224	2.000	Pass
			RB12#6	21.12	2.54	23.66	0.232	2.000	Pass
			RB12#13	21.06	2.54	23.60	0.229	2.000	Pass
			RB25#0	21.02	2.54	23.56	0.227	2.000	Pass
	HCH	QPSK	RB1#0	22.78	2.54	25.32	0.340	2.000	Pass
			RB1#13	22.93	2.54	25.47	0.352	2.000	Pass
			RB1#24	22.86	2.54	25.40	0.347	2.000	Pass
			RB12#0	21.93	2.54	24.47	0.280	2.000	Pass
			RB12#6	21.99	2.54	24.53	0.284	2.000	Pass
			RB12#13	21.97	2.54	24.51	0.282	2.000	Pass
			RB25#0	21.91	2.54	24.45	0.279	2.000	Pass
		16-QAM	RB1#0	21.93	2.54	24.47	0.280	2.000	Pass
			RB1#13	21.97	2.54	24.51	0.282	2.000	Pass

Test BW	Test Channel	Test Mode	Test RB (Size#Offset)	Conducted Output AV Power (dBm)	Antenna Gain (dBi)	EIRP (dBm)	EIRP (W)	Limit (W)	Verdict
LTE BAND 7									
			RB1#24	21.98	2.54	24.52	0.283	2.000	Pass
			RB12#0	20.94	2.54	23.48	0.223	2.000	Pass
			RB12#6	21.04	2.54	23.58	0.228	2.000	Pass
			RB12#13	21	2.54	23.54	0.226	2.000	Pass
			RB25#0	20.9	2.54	23.44	0.221	2.000	Pass
10 MHz	LCH	QPSK	RB1#0	22.83	2.54	25.37	0.344	2.000	Pass
			RB1#25	23	2.54	25.54	0.358	2.000	Pass
			RB1#49	22.8	2.54	25.34	0.342	2.000	Pass
			RB25#0	21.84	2.54	24.38	0.274	2.000	Pass
			RB25#13	21.87	2.54	24.41	0.276	2.000	Pass
			RB25#25	21.85	2.54	24.39	0.275	2.000	Pass
			RB50#0	21.83	2.54	24.37	0.274	2.000	Pass
		16-QAM	RB1#0	21.74	2.54	24.28	0.268	2.000	Pass
			RB1#25	21.86	2.54	24.40	0.275	2.000	Pass
			RB1#49	21.71	2.54	24.25	0.266	2.000	Pass
			RB25#0	20.93	2.54	23.47	0.222	2.000	Pass
			RB25#13	20.92	2.54	23.46	0.222	2.000	Pass
			RB25#25	20.93	2.54	23.47	0.222	2.000	Pass
			RB50#0	20.88	2.54	23.42	0.220	2.000	Pass
	MCH	QPSK	RB1#0	22.87	2.54	25.41	0.348	2.000	Pass
			RB1#25	23.06	2.54	25.60	0.363	2.000	Pass
			RB1#49	22.87	2.54	25.41	0.348	2.000	Pass
			RB25#0	21.96	2.54	24.50	0.282	2.000	Pass
			RB25#13	21.97	2.54	24.51	0.282	2.000	Pass
			RB25#25	21.92	2.54	24.46	0.279	2.000	Pass
			RB50#0	21.95	2.54	24.49	0.281	2.000	Pass
		16-QAM	RB1#0	22.19	2.54	24.73	0.297	2.000	Pass
			RB1#25	22.43	2.54	24.97	0.314	2.000	Pass
			RB1#49	22.23	2.54	24.77	0.300	2.000	Pass
			RB25#0	21.03	2.54	23.57	0.228	2.000	Pass
			RB25#13	21.05	2.54	23.59	0.229	2.000	Pass
			RB25#25	21.02	2.54	23.56	0.227	2.000	Pass
			RB50#0	21.04	2.54	23.58	0.228	2.000	Pass
	HCH	QPSK	RB1#0	22.85	2.54	25.39	0.346	2.000	Pass
			RB1#25	**23.08**	2.54	25.62	0.365	2.000	Pass
			RB1#49	22.91	2.54	25.45	0.351	2.000	Pass
			RB25#0	21.94	2.54	24.48	0.281	2.000	Pass
			RB25#13	21.97	2.54	24.51	0.282	2.000	Pass

Test BW	Test Channel	Test Mode	Test RB (Size#Offset)	Conducted Output AV Power (dBm)	Antenna Gain (dBi)	EIRP (dBm)	EIRP (W)	Limit (W)	Verdict
LTE BAND 7									
			RB25#25	21.95	2.54	24.49	0.281	2.000	Pass
			RB50#0	21.94	2.54	24.48	0.281	2.000	Pass
		16-QAM	RB1#0	21.86	2.54	24.40	0.275	2.000	Pass
			RB1#25	22	2.54	24.54	0.284	2.000	Pass
			RB1#49	21.89	2.54	24.43	0.277	2.000	Pass
			RB25#0	21.05	2.54	23.59	0.229	2.000	Pass
			RB25#13	21.05	2.54	23.59	0.229	2.000	Pass
			RB25#25	21.02	2.54	23.56	0.227	2.000	Pass
			RB50#0	20.99	2.54	23.53	0.225	2.000	Pass
15 MHz	LCH	QPSK	RB1#0	22.74	2.54	25.28	0.337	2.000	Pass
			RB1#38	22.84	2.54	25.38	0.345	2.000	Pass
			RB1#74	22.74	2.54	25.28	0.337	2.000	Pass
			RB36#0	21.85	2.54	24.39	0.275	2.000	Pass
			RB36#19	21.89	2.54	24.43	0.277	2.000	Pass
			RB36#39	21.91	2.54	24.45	0.279	2.000	Pass
			RB75#0	21.9	2.54	24.44	0.278	2.000	Pass
		16-QAM	RB1#0	21.68	2.54	24.22	0.264	2.000	Pass
			RB1#38	21.78	2.54	24.32	0.270	2.000	Pass
			RB1#74	21.67	2.54	24.21	0.264	2.000	Pass
			RB36#0	20.87	2.54	23.41	0.219	2.000	Pass
			RB36#19	20.9	2.54	23.44	0.221	2.000	Pass
			RB36#39	20.88	2.54	23.42	0.220	2.000	Pass
			RB75#0	20.89	2.54	23.43	0.220	2.000	Pass
	MCH	QPSK	RB1#0	22.77	2.54	25.31	0.340	2.000	Pass
			RB1#38	22.91	2.54	25.45	0.351	2.000	Pass
			RB1#74	22.82	2.54	25.36	0.344	2.000	Pass
			RB36#0	21.96	2.54	24.50	0.282	2.000	Pass
			RB36#19	22.02	2.54	24.56	0.286	2.000	Pass
			RB36#39	21.98	2.54	24.52	0.283	2.000	Pass
			RB75#0	22	2.54	24.54	0.284	2.000	Pass
		16-QAM	RB1#0	22.17	2.54	24.71	0.296	2.000	Pass
			RB1#38	22.27	2.54	24.81	0.303	2.000	Pass
			RB1#74	22.18	2.54	24.72	0.296	2.000	Pass
			RB36#0	21.02	2.54	23.56	0.227	2.000	Pass
			RB36#19	21.05	2.54	23.59	0.229	2.000	Pass
			RB36#39	21.02	2.54	23.56	0.227	2.000	Pass
			RB75#0	21.07	2.54	23.61	0.230	2.000	Pass
	HCH	QPSK	RB1#0	22.86	2.54	25.40	0.347	2.000	Pass

Test BW	Test Channel	Test Mode	Test RB (Size#Offset)	Conducted Output AV Power (dBm)	Antenna Gain (dBi)	EIRP (dBm)	EIRP (W)	Limit (W)	Verdict
LTE BAND 7									
			RB1#38	22.93	2.54	25.47	0.352	2.000	Pass
			RB1#74	22.9	2.54	25.44	0.350	2.000	Pass
			RB36#0	21.97	2.54	24.51	0.282	2.000	Pass
			RB36#19	22.01	2.54	24.55	0.285	2.000	Pass
			RB36#39	22	2.54	24.54	0.284	2.000	Pass
			RB75#0	22	2.54	24.54	0.284	2.000	Pass
		16-QAM	RB1#0	22.22	2.54	24.76	0.299	2.000	Pass
			RB1#38	22.28	2.54	24.82	0.303	2.000	Pass
			RB1#74	22.18	2.54	24.72	0.296	2.000	Pass
			RB36#0	20.91	2.54	23.45	0.221	2.000	Pass
			RB36#19	20.93	2.54	23.47	0.222	2.000	Pass
			RB36#39	20.94	2.54	23.48	0.223	2.000	Pass
			RB75#0	20.98	2.54	23.52	0.225	2.000	Pass
20 MHz	LCH	QPSK	RB1#0	22.61	2.54	25.15	0.327	2.000	Pass
			RB1#50	22.93	2.54	25.47	0.352	2.000	Pass
			RB1#99	22.65	2.54	25.19	0.330	2.000	Pass
			RB50#0	21.74	2.54	24.28	0.268	2.000	Pass
			RB50#25	21.81	2.54	24.35	0.272	2.000	Pass
			RB50#50	21.8	2.54	24.34	0.272	2.000	Pass
			RB100#0	21.77	2.54	24.31	0.270	2.000	Pass
		16-QAM	RB1#0	22.14	2.54	24.68	0.294	2.000	Pass
			RB1#50	22.48	2.54	25.02	0.318	2.000	Pass
			RB1#99	22.09	2.54	24.63	0.290	2.000	Pass
			RB50#0	20.81	2.54	23.35	0.216	2.000	Pass
			RB50#25	20.87	2.54	23.41	0.219	2.000	Pass
			RB50#50	20.86	2.54	23.40	0.219	2.000	Pass
			RB100#0	20.85	2.54	23.39	0.218	2.000	Pass
	MCH	QPSK	RB1#0	22.64	2.54	25.18	0.330	2.000	Pass
			RB1#50	23.06	2.54	25.60	0.363	2.000	Pass
			RB1#99	22.72	2.54	25.26	0.336	2.000	Pass
			RB50#0	21.92	2.54	24.46	0.279	2.000	Pass
			RB50#25	21.98	2.54	24.52	0.283	2.000	Pass
			RB50#50	21.88	2.54	24.42	0.277	2.000	Pass
			RB100#0	21.94	2.54	24.48	0.281	2.000	Pass
		16-QAM	RB1#0	21.98	2.54	24.52	0.283	2.000	Pass
			RB1#50	22.48	2.54	25.02	0.318	2.000	Pass
			RB1#99	22.1	2.54	24.64	0.291	2.000	Pass
			RB50#0	20.98	2.54	23.52	0.225	2.000	Pass

Test BW	Test Channel	Test Mode	Test RB (Size#Offset)	Conducted Output AV Power (dBm)	Antenna Gain (dBi)	EIRP (dBm)	EIRP (W)	Limit (W)	Verdict
LTE BAND 7									
			RB50#25	21.03	2.54	23.57	0.228	2.000	Pass
			RB50#50	20.92	2.54	23.46	0.222	2.000	Pass
			RB100#0	21	2.54	23.54	0.226	2.000	Pass
	HCH	QPSK	RB1#0	22.65	2.54	25.19	0.330	2.000	Pass
			RB1#50	23	2.54	25.54	0.358	2.000	Pass
			RB1#99	22.66	2.54	25.20	0.331	2.000	Pass
			RB50#0	21.92	2.54	24.46	0.279	2.000	Pass
			RB50#25	21.96	2.54	24.50	0.282	2.000	Pass
			RB50#50	21.88	2.54	24.42	0.277	2.000	Pass
			RB100#0	21.9	2.54	24.44	0.278	2.000	Pass
		16-QAM	RB1#0	22.03	2.54	24.57	0.286	2.000	Pass
			RB1#50	22.4	2.54	24.94	0.312	2.000	Pass
			RB1#99	22.01	2.54	24.55	0.285	2.000	Pass
			RB50#0	20.89	2.54	23.43	0.220	2.000	Pass
			RB50#25	20.93	2.54	23.47	0.222	2.000	Pass
			RB50#50	20.85	2.54	23.39	0.218	2.000	Pass
			RB100#0	20.91	2.54	23.45	0.221	2.000	Pass

Test BW	Test Channel	Test Mode	Test RB (Size#Offset)	Conducted Output AV Power (dBm)	Antenna Gain (dBi)	Antenna Gain (dBd)	ERP (dBm)	ERP (W)	Limit (W)	Verdict
LTE BAND 12										
1.4 MHz	LCH	QPSK	RB1#0	22.57	-2.45	-4.6	17.97	0.063	3.000	Pass
			RB1#3	22.79	-2.45	-4.6	18.19	0.066	3.000	Pass
			RB1#5	22.6	-2.45	-4.6	18.00	0.063	3.000	Pass
			RB3#0	22.66	-2.45	-4.6	18.06	0.064	3.000	Pass
			RB3#2	22.68	-2.45	-4.6	18.08	0.064	3.000	Pass
			RB3#3	22.7	-2.45	-4.6	18.10	0.065	3.000	Pass
			RB6#0	21.69	-2.45	-4.6	17.09	0.051	3.000	Pass
		16-QAM	RB1#0	21.57	-2.45	-4.6	16.97	0.050	3.000	Pass
			RB1#3	21.74	-2.45	-4.6	17.14	0.052	3.000	Pass
			RB1#5	21.61	-2.45	-4.6	17.01	0.050	3.000	Pass
			RB3#0	21.81	-2.45	-4.6	17.21	0.053	3.000	Pass
			RB3#2	21.84	-2.45	-4.6	17.24	0.053	3.000	Pass
			RB3#3	21.84	-2.45	-4.6	17.24	0.053	3.000	Pass
			RB6#0	20.83	-2.45	-4.6	16.23	0.042	3.000	Pass
	MCH	QPSK	RB1#0	22.62	-2.45	-4.6	18.02	0.063	3.000	Pass
			RB1#3	22.8	-2.45	-4.6	18.20	0.066	3.000	Pass
			RB1#5	22.61	-2.45	-4.6	18.01	0.063	3.000	Pass
			RB3#0	22.71	-2.45	-4.6	18.11	0.065	3.000	Pass
			RB3#2	22.74	-2.45	-4.6	18.14	0.065	3.000	Pass
			RB3#3	22.66	-2.45	-4.6	18.06	0.064	3.000	Pass
			RB6#0	21.82	-2.45	-4.6	17.22	0.053	3.000	Pass
		16-QAM	RB1#0	21.7	-2.45	-4.6	17.10	0.051	3.000	Pass
			RB1#3	21.86	-2.45	-4.6	17.26	0.053	3.000	Pass
			RB1#5	21.73	-2.45	-4.6	17.13	0.052	3.000	Pass
			RB3#0	21.76	-2.45	-4.6	17.16	0.052	3.000	Pass
			RB3#2	21.76	-2.45	-4.6	17.16	0.052	3.000	Pass
			RB3#3	21.75	-2.45	-4.6	17.15	0.052	3.000	Pass
			RB6#0	20.87	-2.45	-4.6	16.27	0.042	3.000	Pass
	HCH	QPSK	RB1#0	22.69	-2.45	-4.6	18.09	0.064	3.000	Pass
			RB1#3	22.84	-2.45	-4.6	18.24	0.067	3.000	Pass
			RB1#5	22.67	-2.45	-4.6	18.07	0.064	3.000	Pass
			RB3#0	22.74	-2.45	-4.6	18.14	0.065	3.000	Pass
			RB3#2	22.75	-2.45	-4.6	18.15	0.065	3.000	Pass
			RB3#3	22.73	-2.45	-4.6	18.13	0.065	3.000	Pass
			RB6#0	21.78	-2.45	-4.6	17.18	0.052	3.000	Pass
		16-QAM	RB1#0	21.99	-2.45	-4.6	17.39	0.055	3.000	Pass
			RB1#3	22.13	-2.45	-4.6	17.53	0.057	3.000	Pass

Test BW	Test Channel	Test Mode	Test RB (Size#Offset)	Conducted Output AV Power (dBm)	Antenna Gain (dBi)	Antenna Gain (dBd)	ERP (dBm)	ERP (W)	Limit (W)	Verdict
LTE BAND 12										
			RB1#5	22	-2.45	-4.6	17.40	0.055	3.000	Pass
			RB3#0	21.94	-2.45	-4.6	17.34	0.054	3.000	Pass
			RB3#2	21.93	-2.45	-4.6	17.33	0.054	3.000	Pass
			RB3#3	21.97	-2.45	-4.6	17.37	0.055	3.000	Pass
			RB6#0	20.68	-2.45	-4.6	16.08	0.041	3.000	Pass
3 MHz	LCH	QPSK	RB1#0	22.6	-2.45	-4.6	18.00	0.063	3.000	Pass
			RB1#7	22.61	-2.45	-4.6	18.01	0.063	3.000	Pass
			RB1#14	22.57	-2.45	-4.6	17.97	0.063	3.000	Pass
			RB8#0	21.71	-2.45	-4.6	17.11	0.051	3.000	Pass
			RB8#4	21.78	-2.45	-4.6	17.18	0.052	3.000	Pass
			RB8#7	21.73	-2.45	-4.6	17.13	0.052	3.000	Pass
			RB15#0	21.73	-2.45	-4.6	17.13	0.052	3.000	Pass
		16-QAM	RB1#0	21.53	-2.45	-4.6	16.93	0.049	3.000	Pass
			RB1#7	21.53	-2.45	-4.6	16.93	0.049	3.000	Pass
			RB1#14	21.53	-2.45	-4.6	16.93	0.049	3.000	Pass
			RB8#0	20.79	-2.45	-4.6	16.19	0.042	3.000	Pass
			RB8#4	20.87	-2.45	-4.6	16.27	0.042	3.000	Pass
			RB8#7	20.83	-2.45	-4.6	16.23	0.042	3.000	Pass
			RB15#0	20.74	-2.45	-4.6	16.14	0.041	3.000	Pass
	MCH	QPSK	RB1#0	22.67	-2.45	-4.6	18.07	0.064	3.000	Pass
			RB1#7	22.71	-2.45	-4.6	18.11	0.065	3.000	Pass
			RB1#14	22.66	-2.45	-4.6	18.06	0.064	3.000	Pass
			RB8#0	21.75	-2.45	-4.6	17.15	0.052	3.000	Pass
			RB8#4	21.82	-2.45	-4.6	17.22	0.053	3.000	Pass
			RB8#7	21.77	-2.45	-4.6	17.17	0.052	3.000	Pass
			RB15#0	21.74	-2.45	-4.6	17.14	0.052	3.000	Pass
		16-QAM	RB1#0	22.01	-2.45	-4.6	17.41	0.055	3.000	Pass
			RB1#7	22.08	-2.45	-4.6	17.48	0.056	3.000	Pass
			RB1#14	22.05	-2.45	-4.6	17.45	0.056	3.000	Pass
			RB8#0	20.83	-2.45	-4.6	16.23	0.042	3.000	Pass
			RB8#4	20.89	-2.45	-4.6	16.29	0.043	3.000	Pass
			RB8#7	20.8	-2.45	-4.6	16.20	0.042	3.000	Pass
			RB15#0	20.78	-2.45	-4.6	16.18	0.041	3.000	Pass
	HCH	QPSK	RB1#0	22.71	-2.45	-4.6	18.11	0.065	3.000	Pass
			RB1#7	22.72	-2.45	-4.6	18.12	0.065	3.000	Pass
			RB1#14	22.74	-2.45	-4.6	18.14	0.065	3.000	Pass
			RB8#0	21.8	-2.45	-4.6	17.20	0.052	3.000	Pass
			RB8#4	21.81	-2.45	-4.6	17.21	0.053	3.000	Pass

Test BW	Test Channel	Test Mode	Test RB (Size#Offset)	Conducted Output AV Power (dBm)	Antenna Gain (dBi)	Antenna Gain (dBd)	ERP (dBm)	ERP (W)	Limit (W)	Verdict
LTE BAND 12										
			RB8#7	21.79	-2.45	-4.6	17.19	0.052	3.000	Pass
			RB15#0	21.76	-2.45	-4.6	17.16	0.052	3.000	Pass
		16-QAM	RB1#0	21.74	-2.45	-4.6	17.14	0.052	3.000	Pass
			RB1#7	21.73	-2.45	-4.6	17.13	0.052	3.000	Pass
			RB1#14	21.66	-2.45	-4.6	17.06	0.051	3.000	Pass
			RB8#0	20.85	-2.45	-4.6	16.25	0.042	3.000	Pass
			RB8#4	20.87	-2.45	-4.6	16.27	0.042	3.000	Pass
			RB8#7	20.83	-2.45	-4.6	16.23	0.042	3.000	Pass
			RB15#0	20.77	-2.45	-4.6	16.17	0.041	3.000	Pass
5 MHz	LCH	QPSK	RB1#0	22.46	-2.45	-4.6	17.86	0.061	3.000	Pass
			RB1#13	22.63	-2.45	-4.6	18.03	0.064	3.000	Pass
			RB1#24	22.55	-2.45	-4.6	17.95	0.062	3.000	Pass
			RB12#0	21.66	-2.45	-4.6	17.06	0.051	3.000	Pass
			RB12#6	21.74	-2.45	-4.6	17.14	0.052	3.000	Pass
			RB12#13	21.66	-2.45	-4.6	17.06	0.051	3.000	Pass
			RB25#0	21.65	-2.45	-4.6	17.05	0.051	3.000	Pass
		16-QAM	RB1#0	21.67	-2.45	-4.6	17.07	0.051	3.000	Pass
			RB1#13	21.85	-2.45	-4.6	17.25	0.053	3.000	Pass
			RB1#24	21.74	-2.45	-4.6	17.14	0.052	3.000	Pass
			RB12#0	20.78	-2.45	-4.6	16.18	0.041	3.000	Pass
			RB12#6	20.81	-2.45	-4.6	16.21	0.042	3.000	Pass
			RB12#13	20.77	-2.45	-4.6	16.17	0.041	3.000	Pass
			RB25#0	20.71	-2.45	-4.6	16.11	0.041	3.000	Pass
	MCH	QPSK	RB1#0	22.6	-2.45	-4.6	18.00	0.063	3.000	Pass
			RB1#13	22.71	-2.45	-4.6	18.11	0.065	3.000	Pass
			RB1#24	22.62	-2.45	-4.6	18.02	0.063	3.000	Pass
			RB12#0	21.66	-2.45	-4.6	17.06	0.051	3.000	Pass
			RB12#6	21.82	-2.45	-4.6	17.22	0.053	3.000	Pass
			RB12#13	21.74	-2.45	-4.6	17.14	0.052	3.000	Pass
			RB25#0	21.67	-2.45	-4.6	17.07	0.051	3.000	Pass
		16-QAM	RB1#0	22.13	-2.45	-4.6	17.53	0.057	3.000	Pass
			RB1#13	22.27	-2.45	-4.6	17.67	0.058	3.000	Pass
			RB1#24	22.17	-2.45	-4.6	17.57	0.057	3.000	Pass
			RB12#0	20.81	-2.45	-4.6	16.21	0.042	3.000	Pass
			RB12#6	20.94	-2.45	-4.6	16.34	0.043	3.000	Pass
			RB12#13	20.83	-2.45	-4.6	16.23	0.042	3.000	Pass
			RB25#0	20.78	-2.45	-4.6	16.18	0.041	3.000	Pass
	HCH	QPSK	RB1#0	22.55	-2.45	-4.6	17.95	0.062	3.000	Pass

Test BW	Test Channel	Test Mode	Test RB (Size#Offset)	Conducted Output AV Power (dBm)	Antenna Gain (dBi)	Antenna Gain (dBd)	ERP (dBm)	ERP (W)	Limit (W)	Verdict
LTE BAND 12										
			RB1#13	22.7	-2.45	-4.6	18.10	0.065	3.000	Pass
			RB1#24	22.61	-2.45	-4.6	18.01	0.063	3.000	Pass
			RB12#0	21.81	-2.45	-4.6	17.21	0.053	3.000	Pass
			RB12#6	21.86	-2.45	-4.6	17.26	0.053	3.000	Pass
			RB12#13	21.74	-2.45	-4.6	17.14	0.052	3.000	Pass
			RB25#0	21.8	-2.45	-4.6	17.20	0.052	3.000	Pass
		16-QAM	RB1#0	21.66	-2.45	-4.6	17.06	0.051	3.000	Pass
			RB1#13	21.83	-2.45	-4.6	17.23	0.053	3.000	Pass
			RB1#24	21.68	-2.45	-4.6	17.08	0.051	3.000	Pass
			RB12#0	20.83	-2.45	-4.6	16.23	0.042	3.000	Pass
			RB12#6	20.9	-2.45	-4.6	16.30	0.043	3.000	Pass
			RB12#13	20.8	-2.45	-4.6	16.20	0.042	3.000	Pass
			RB25#0	20.76	-2.45	-4.6	16.16	0.041	3.000	Pass
10 MHz	LCH	QPSK	RB1#0	22.57	-2.45	-4.6	17.97	0.063	3.000	Pass
			RB1#25	22.84	-2.45	-4.6	18.24	0.067	3.000	Pass
			RB1#49	22.64	-2.45	-4.6	18.04	0.064	3.000	Pass
			RB25#0	21.69	-2.45	-4.6	17.09	0.051	3.000	Pass
			RB25#13	21.78	-2.45	-4.6	17.18	0.052	3.000	Pass
			RB25#25	21.89	-2.45	-4.6	17.29	0.054	3.000	Pass
			RB50#0	21.81	-2.45	-4.6	17.21	0.053	3.000	Pass
		16-QAM	RB1#0	21.49	-2.45	-4.6	16.89	0.049	3.000	Pass
			RB1#25	21.76	-2.45	-4.6	17.16	0.052	3.000	Pass
			RB1#49	21.58	-2.45	-4.6	16.98	0.050	3.000	Pass
			RB25#0	20.72	-2.45	-4.6	16.12	0.041	3.000	Pass
			RB25#13	20.83	-2.45	-4.6	16.23	0.042	3.000	Pass
			RB25#25	20.94	-2.45	-4.6	16.34	0.043	3.000	Pass
			RB50#0	20.82	-2.45	-4.6	16.22	0.042	3.000	Pass
	MCH	QPSK	RB1#0	22.63	-2.45	-4.6	18.03	0.064	3.000	Pass
			RB1#25	22.9	-2.45	-4.6	18.30	0.068	3.000	Pass
			RB1#49	22.69	-2.45	-4.6	18.09	0.064	3.000	Pass
			RB25#0	21.69	-2.45	-4.6	17.09	0.051	3.000	Pass
			RB25#13	21.77	-2.45	-4.6	17.17	0.052	3.000	Pass
			RB25#25	21.73	-2.45	-4.6	17.13	0.052	3.000	Pass
			RB50#0	21.76	-2.45	-4.6	17.16	0.052	3.000	Pass
		16-QAM	RB1#0	21.99	-2.45	-4.6	17.39	0.055	3.000	Pass
			RB1#25	22.2	-2.45	-4.6	17.60	0.058	3.000	Pass
			RB1#49	22.07	-2.45	-4.6	17.47	0.056	3.000	Pass
			RB25#0	20.81	-2.45	-4.6	16.21	0.042	3.000	Pass

Test BW	Test Channel	Test Mode	Test RB (Size#Offset)	Conducted Output AV Power (dBm)	Antenna Gain (dBi)	Antenna Gain (dBd)	ERP (dBm)	ERP (W)	Limit (W)	Verdict
LTE BAND 12										
			RB25#13	20.84	-2.45	-4.6	16.24	0.042	3.000	Pass
			RB25#25	20.79	-2.45	-4.6	16.19	0.042	3.000	Pass
			RB50#0	20.79	-2.45	-4.6	16.19	0.042	3.000	Pass
	HCH	QPSK	RB1#0	22.72	-2.45	-4.6	18.12	0.065	3.000	Pass
			RB1#25	**22.92**	-2.45	-4.6	18.32	0.068	3.000	Pass
			RB1#49	22.76	-2.45	-4.6	18.16	0.065	3.000	Pass
			RB25#0	21.89	-2.45	-4.6	17.29	0.054	3.000	Pass
			RB25#13	21.78	-2.45	-4.6	17.18	0.052	3.000	Pass
			RB25#25	21.8	-2.45	-4.6	17.20	0.052	3.000	Pass
			RB50#0	21.84	-2.45	-4.6	17.24	0.053	3.000	Pass
		16-QAM	RB1#0	21.66	-2.45	-4.6	17.06	0.051	3.000	Pass
			RB1#25	21.89	-2.45	-4.6	17.29	0.054	3.000	Pass
			RB1#49	21.68	-2.45	-4.6	17.08	0.051	3.000	Pass
			RB25#0	20.98	-2.45	-4.6	16.38	0.043	3.000	Pass
			RB25#13	20.93	-2.45	-4.6	16.33	0.043	3.000	Pass
			RB25#25	20.92	-2.45	-4.6	16.32	0.043	3.000	Pass
			RB50#0	20.92	-2.45	-4.6	16.32	0.043	3.000	Pass

Test BW	Test Channel	Test Mode	Test RB (Size#Offset)	Conducted Output AV Power (dBm)	Antenna Gain (dBi)	Antenna Gain (dBd)	ERP (dBm)	ERP (W)	Limit (W)	Verdict
LTE BAND13										
5 MHz	LCH	QPSK	RB1#0	22.59	-3.2	-5.35	17.24	0.053	3.000	Pass
			RB1#13	22.73	-3.2	-5.35	17.38	0.055	3.000	Pass
			RB1#24	22.62	-3.2	-5.35	17.27	0.053	3.000	Pass
			RB12#0	21.72	-3.2	-5.35	16.37	0.043	3.000	Pass
			RB12#6	21.7	-3.2	-5.35	16.35	0.043	3.000	Pass
			RB12#13	21.69	-3.2	-5.35	16.34	0.043	3.000	Pass
			RB25#0	21.66	-3.2	-5.35	16.31	0.043	3.000	Pass
		16-QAM	RB1#0	21.75	-3.2	-5.35	16.40	0.044	3.000	Pass
			RB1#13	21.87	-3.2	-5.35	16.52	0.045	3.000	Pass
			RB1#24	21.81	-3.2	-5.35	16.46	0.044	3.000	Pass
			RB12#0	20.83	-3.2	-5.35	15.48	0.035	3.000	Pass
			RB12#6	20.86	-3.2	-5.35	15.51	0.036	3.000	Pass
			RB12#13	20.82	-3.2	-5.35	15.47	0.035	3.000	Pass
			RB25#0	20.8	-3.2	-5.35	15.45	0.035	3.000	Pass
	MCH	QPSK	RB1#0	22.64	-3.2	-5.35	17.29	0.054	3.000	Pass
			RB1#13	22.74	-3.2	-5.35	17.39	0.055	3.000	Pass
			RB1#24	22.62	-3.2	-5.35	17.27	0.053	3.000	Pass
			RB12#0	21.7	-3.2	-5.35	16.35	0.043	3.000	Pass
			RB12#6	21.75	-3.2	-5.35	16.40	0.044	3.000	Pass
			RB12#13	21.75	-3.2	-5.35	16.40	0.044	3.000	Pass
			RB25#0	21.7	-3.2	-5.35	16.35	0.043	3.000	Pass
		16-QAM	RB1#0	22.1	-3.2	-5.35	16.75	0.047	3.000	Pass
			RB1#13	22.23	-3.2	-5.35	16.88	0.049	3.000	Pass
			RB1#24	22.11	-3.2	-5.35	16.76	0.047	3.000	Pass
			RB12#0	20.9	-3.2	-5.35	15.55	0.036	3.000	Pass
			RB12#6	20.97	-3.2	-5.35	15.62	0.036	3.000	Pass
			RB12#13	20.91	-3.2	-5.35	15.56	0.036	3.000	Pass
			RB25#0	20.89	-3.2	-5.35	15.54	0.036	3.000	Pass
	HCH	QPSK	RB1#0	22.57	-3.2	-5.35	17.22	0.053	3.000	Pass
			RB1#13	22.69	-3.2	-5.35	17.34	0.054	3.000	Pass
			RB1#24	22.61	-3.2	-5.35	17.26	0.053	3.000	Pass
			RB12#0	21.7	-3.2	-5.35	16.35	0.043	3.000	Pass
			RB12#6	21.77	-3.2	-5.35	16.42	0.044	3.000	Pass
			RB12#13	21.68	-3.2	-5.35	16.33	0.043	3.000	Pass
			RB25#0	21.68	-3.2	-5.35	16.33	0.043	3.000	Pass
		16-QAM	RB1#0	21.73	-3.2	-5.35	16.38	0.043	3.000	Pass
			RB1#13	21.79	-3.2	-5.35	16.44	0.044	3.000	Pass
			RB1#24	21.69	-3.2	-5.35	16.34	0.043	3.000	Pass

Test BW	Test Channel	Test Mode	Test RB (Size#Offset)	Conducted Output AV Power (dBm)	Antenna Gain (dBi)	Antenna Gain (dBd)	ERP (dBm)	ERP (W)	Limit (W)	Verdict
LTE BAND13										
			RB12#0	20.78	-3.2	-5.35	15.43	0.035	3.000	Pass
			RB12#6	20.88	-3.2	-5.35	15.53	0.036	3.000	Pass
			RB12#13	20.78	-3.2	-5.35	15.43	0.035	3.000	Pass
			RB25#0	20.74	-3.2	-5.35	15.39	0.035	3.000	Pass
10 MHz	MCH	QPSK	RB1#0	22.65	-3.2	-5.35	17.30	0.054	3.000	Pass
			RB1#25	**22.83**	-3.2	-5.35	17.48	0.056	3.000	Pass
			RB1#49	22.59	-3.2	-5.35	17.24	0.053	3.000	Pass
			RB25#0	21.68	-3.2	-5.35	16.33	0.043	3.000	Pass
			RB25#13	21.72	-3.2	-5.35	16.37	0.043	3.000	Pass
			RB25#25	21.74	-3.2	-5.35	16.39	0.044	3.000	Pass
			RB50#0	21.75	-3.2	-5.35	16.40	0.044	3.000	Pass
		16-QAM	RB1#0	21.54	-3.2	-5.35	16.19	0.042	3.000	Pass
			RB1#25	21.74	-3.2	-5.35	16.39	0.044	3.000	Pass
			RB1#49	21.55	-3.2	-5.35	16.20	0.042	3.000	Pass
			RB25#0	20.81	-3.2	-5.35	15.46	0.035	3.000	Pass
			RB25#13	20.84	-3.2	-5.35	15.49	0.035	3.000	Pass
			RB25#25	20.88	-3.2	-5.35	15.53	0.036	3.000	Pass
			RB50#0	20.83	-3.2	-5.35	15.48	0.035	3.000	Pass

Test BW	Test Channel	Test Mode	Test RB (Size#Offset)	Conducted Output AV Power (dBm)	Antenna Gain (dBi)	Antenna Gain (dBd)	ERP (dBm)	ERP (W)	Limit (W)	Verdict
LTE BAND 17										
5 MHz	LCH	QPSK	RB1#0	22.53	-2.45	-4.6	17.93	0.062	3.000	Pass
			RB1#13	22.68	-2.45	-4.6	18.08	0.064	3.000	Pass
			RB1#24	22.56	-2.45	-4.6	17.96	0.063	3.000	Pass
			RB12#0	21.67	-2.45	-4.6	17.07	0.051	3.000	Pass
			RB12#6	21.73	-2.45	-4.6	17.13	0.052	3.000	Pass
			RB12#13	21.72	-2.45	-4.6	17.12	0.052	3.000	Pass
			RB25#0	21.7	-2.45	-4.6	17.10	0.051	3.000	Pass
		16-QAM	RB1#0	21.75	-2.45	-4.6	17.15	0.052	3.000	Pass
			RB1#13	21.83	-2.45	-4.6	17.23	0.053	3.000	Pass
			RB1#24	21.78	-2.45	-4.6	17.18	0.052	3.000	Pass
			RB12#0	20.73	-2.45	-4.6	16.13	0.041	3.000	Pass
			RB12#6	20.8	-2.45	-4.6	16.20	0.042	3.000	Pass
			RB12#13	20.79	-2.45	-4.6	16.19	0.042	3.000	Pass
			RB25#0	20.75	-2.45	-4.6	16.15	0.041	3.000	Pass
	MCH	QPSK	RB1#0	22.59	-2.45	-4.6	17.99	0.063	3.000	Pass
			RB1#13	22.7	-2.45	-4.6	18.10	0.065	3.000	Pass
			RB1#24	22.59	-2.45	-4.6	17.99	0.063	3.000	Pass
			RB12#0	21.76	-2.45	-4.6	17.16	0.052	3.000	Pass
			RB12#6	21.78	-2.45	-4.6	17.18	0.052	3.000	Pass
			RB12#13	21.69	-2.45	-4.6	17.09	0.051	3.000	Pass
			RB25#0	21.7	-2.45	-4.6	17.10	0.051	3.000	Pass
		16-QAM	RB1#0	22.1	-2.45	-4.6	17.50	0.056	3.000	Pass
			RB1#13	22.19	-2.45	-4.6	17.59	0.057	3.000	Pass
			RB1#24	22.13	-2.45	-4.6	17.53	0.057	3.000	Pass
			RB12#0	20.87	-2.45	-4.6	16.27	0.042	3.000	Pass
			RB12#6	20.91	-2.45	-4.6	16.31	0.043	3.000	Pass
			RB12#13	20.83	-2.45	-4.6	16.23	0.042	3.000	Pass
			RB25#0	20.79	-2.45	-4.6	16.19	0.042	3.000	Pass
	HCH	QPSK	RB1#0	22.59	-2.45	-4.6	17.99	0.063	3.000	Pass
			RB1#13	22.7	-2.45	-4.6	18.10	0.065	3.000	Pass
			RB1#24	22.6	-2.45	-4.6	18.00	0.063	3.000	Pass
			RB12#0	21.77	-2.45	-4.6	17.17	0.052	3.000	Pass
			RB12#6	21.81	-2.45	-4.6	17.21	0.053	3.000	Pass
			RB12#13	21.74	-2.45	-4.6	17.14	0.052	3.000	Pass
			RB25#0	21.74	-2.45	-4.6	17.14	0.052	3.000	Pass
		16-QAM	RB1#0	21.74	-2.45	-4.6	17.14	0.052	3.000	Pass
			RB1#13	21.82	-2.45	-4.6	17.22	0.053	3.000	Pass

Test BW	Test Channel	Test Mode	Test RB (Size#Offset)	Conducted Output AV Power (dBm)	Antenna Gain (dBi)	Antenna Gain (dBd)	ERP (dBm)	ERP (W)	Limit (W)	Verdict
LTE BAND 17										
			RB1#24	21.7	-2.45	-4.6	17.10	0.051	3.000	Pass
			RB12#0	20.8	-2.45	-4.6	16.20	0.042	3.000	Pass
			RB12#6	20.84	-2.45	-4.6	16.24	0.042	3.000	Pass
			RB12#13	20.73	-2.45	-4.6	16.13	0.041	3.000	Pass
			RB25#0	20.73	-2.45	-4.6	16.13	0.041	3.000	Pass
10 MHz	LCH	QPSK	RB1#0	22.6	-2.45	-4.6	18.00	0.063	3.000	Pass
			RB1#25	22.89	-2.45	-4.6	18.29	0.067	3.000	Pass
			RB1#49	22.63	-2.45	-4.6	18.03	0.064	3.000	Pass
			RB25#0	21.7	-2.45	-4.6	17.10	0.051	3.000	Pass
			RB25#13	21.78	-2.45	-4.6	17.18	0.052	3.000	Pass
			RB25#25	21.74	-2.45	-4.6	17.14	0.052	3.000	Pass
			RB50#0	21.75	-2.45	-4.6	17.15	0.052	3.000	Pass
		16-QAM	RB1#0	21.55	-2.45	-4.6	16.95	0.050	3.000	Pass
			RB1#25	21.74	-2.45	-4.6	17.14	0.052	3.000	Pass
			RB1#49	21.58	-2.45	-4.6	16.98	0.050	3.000	Pass
			RB25#0	20.75	-2.45	-4.6	16.15	0.041	3.000	Pass
			RB25#13	20.81	-2.45	-4.6	16.21	0.042	3.000	Pass
			RB25#25	20.77	-2.45	-4.6	16.17	0.041	3.000	Pass
			RB50#0	20.77	-2.45	-4.6	16.17	0.041	3.000	Pass
	MCH	QPSK	RB1#0	22.58	-2.45	-4.6	17.98	0.063	3.000	Pass
			RB1#25	22.81	-2.45	-4.6	18.21	0.066	3.000	Pass
			RB1#49	22.67	-2.45	-4.6	18.07	0.064	3.000	Pass
			RB25#0	21.74	-2.45	-4.6	17.14	0.052	3.000	Pass
			RB25#13	21.76	-2.45	-4.6	17.16	0.052	3.000	Pass
			RB25#25	21.75	-2.45	-4.6	17.15	0.052	3.000	Pass
			RB50#0	21.78	-2.45	-4.6	17.18	0.052	3.000	Pass
		16-QAM	RB1#0	22.01	-2.45	-4.6	17.41	0.055	3.000	Pass
			RB1#25	22.15	-2.45	-4.6	17.55	0.057	3.000	Pass
			RB1#49	22.06	-2.45	-4.6	17.46	0.056	3.000	Pass
			RB25#0	20.78	-2.45	-4.6	16.18	0.041	3.000	Pass
			RB25#13	20.84	-2.45	-4.6	16.24	0.042	3.000	Pass
			RB25#25	20.82	-2.45	-4.6	16.22	0.042	3.000	Pass
			RB50#0	20.83	-2.45	-4.6	16.23	0.042	3.000	Pass
	HCH	QPSK	RB1#0	22.68	-2.45	-4.6	18.08	0.064	3.000	Pass
			RB1#25	**22.92**	-2.45	-4.6	18.32	0.068	3.000	Pass
			RB1#49	22.75	-2.45	-4.6	18.15	0.065	3.000	Pass
			RB25#0	21.86	-2.45	-4.6	17.26	0.053	3.000	Pass
			RB25#13	21.79	-2.45	-4.6	17.19	0.052	3.000	Pass

Test BW	Test Channel	Test Mode	Test RB (Size#Offset)	Conducted Output AV Power (dBm)	Antenna Gain (dBi)	Antenna Gain (dBd)	ERP (dBm)	ERP (W)	Limit (W)	Verdict
LTE BAND 17										
			RB25#25	21.8	-2.45	-4.6	17.20	0.052	3.000	Pass
			RB50#0	21.83	-2.45	-4.6	17.23	0.053	3.000	Pass
		16-QAM	RB1#0	21.63	-2.45	-4.6	17.03	0.050	3.000	Pass
			RB1#25	21.85	-2.45	-4.6	17.25	0.053	3.000	Pass
			RB1#49	21.69	-2.45	-4.6	17.09	0.051	3.000	Pass
			RB25#0	20.94	-2.45	-4.6	16.34	0.043	3.000	Pass
			RB25#13	20.91	-2.45	-4.6	16.31	0.043	3.000	Pass
			RB25#25	20.91	-2.45	-4.6	16.31	0.043	3.000	Pass
			RB50#0	20.91	-2.45	-4.6	16.31	0.043	3.000	Pass

Test BW	Test Channel	Test Mode	Test RB (Size#Offset)	Conducted Output AV Power (dBm)	Antenna Gain (dBi)	EIRP (dBm)	EIRP (W)	Limit (W)	Verdict
LTE BAND25									
1.4 MHz	LCH	QPSK	RB1#0	22.62	0.56	23.18	0.208	2.000	Pass
			RB1#3	22.79	0.56	23.35	0.216	2.000	Pass
			RB1#5	22.63	0.56	23.19	0.208	2.000	Pass
			RB3#0	22.73	0.56	23.29	0.213	2.000	Pass
			RB3#2	22.75	0.56	23.31	0.214	2.000	Pass
			RB3#3	22.73	0.56	23.29	0.213	2.000	Pass
			RB6#0	21.7	0.56	22.26	0.168	2.000	Pass
		16-QAM	RB1#0	21.75	0.56	22.31	0.170	2.000	Pass
			RB1#3	21.89	0.56	22.45	0.176	2.000	Pass
			RB1#5	21.74	0.56	22.30	0.170	2.000	Pass
			RB3#0	21.73	0.56	22.29	0.169	2.000	Pass
			RB3#2	21.76	0.56	22.32	0.171	2.000	Pass
			RB3#3	21.73	0.56	22.29	0.169	2.000	Pass
			RB6#0	20.87	0.56	21.43	0.139	2.000	Pass
	MCH	QPSK	RB1#0	22.56	0.56	23.12	0.205	2.000	Pass
			RB1#3	22.79	0.56	23.35	0.216	2.000	Pass
			RB1#5	22.56	0.56	23.12	0.205	2.000	Pass
			RB3#0	22.66	0.56	23.22	0.210	2.000	Pass
			RB3#2	22.73	0.56	23.29	0.213	2.000	Pass
			RB3#3	22.67	0.56	23.23	0.210	2.000	Pass
			RB6#0	21.64	0.56	22.20	0.166	2.000	Pass
		16-QAM	RB1#0	21.94	0.56	22.50	0.178	2.000	Pass
			RB1#3	22.1	0.56	22.66	0.185	2.000	Pass
			RB1#5	21.92	0.56	22.48	0.177	2.000	Pass
			RB3#0	21.84	0.56	22.40	0.174	2.000	Pass
			RB3#2	21.84	0.56	22.40	0.174	2.000	Pass
			RB3#3	21.84	0.56	22.40	0.174	2.000	Pass
			RB6#0	20.59	0.56	21.15	0.130	2.000	Pass
	HCH	QPSK	RB1#0	22.64	0.56	23.20	0.209	2.000	Pass
			RB1#3	22.82	0.56	23.38	0.218	2.000	Pass
			RB1#5	22.62	0.56	23.18	0.208	2.000	Pass
			RB3#0	22.73	0.56	23.29	0.213	2.000	Pass
			RB3#2	22.77	0.56	23.33	0.215	2.000	Pass
			RB3#3	22.72	0.56	23.28	0.213	2.000	Pass
			RB6#0	21.69	0.56	22.25	0.168	2.000	Pass
		16-QAM	RB1#0	21.65	0.56	22.21	0.166	2.000	Pass
			RB1#3	21.83	0.56	22.39	0.173	2.000	Pass
			RB1#5	21.63	0.56	22.19	0.166	2.000	Pass

Test BW	Test Channel	Test Mode	Test RB (Size#Offset)	Conducted Output AV Power (dBm)	Antenna Gain (dBi)	EIRP (dBm)	EIRP (W)	Limit (W)	Verdict
LTE BAND25									
			RB3#0	21.89	0.56	22.45	0.176	2.000	Pass
			RB3#2	21.87	0.56	22.43	0.175	2.000	Pass
			RB3#3	21.9	0.56	22.46	0.176	2.000	Pass
			RB6#0	20.87	0.56	21.43	0.139	2.000	Pass
3 MHz	LCH	QPSK	RB1#0	22.67	0.56	23.23	0.210	2.000	Pass
			RB1#7	22.65	0.56	23.21	0.209	2.000	Pass
			RB1#14	22.65	0.56	23.21	0.209	2.000	Pass
			RB8#0	21.71	0.56	22.27	0.169	2.000	Pass
			RB8#4	21.72	0.56	22.28	0.169	2.000	Pass
			RB8#7	21.69	0.56	22.25	0.168	2.000	Pass
			RB15#0	21.66	0.56	22.22	0.167	2.000	Pass
		16-QAM	RB1#0	21.61	0.56	22.17	0.165	2.000	Pass
			RB1#7	21.61	0.56	22.17	0.165	2.000	Pass
			RB1#14	21.63	0.56	22.19	0.166	2.000	Pass
			RB8#0	20.87	0.56	21.43	0.139	2.000	Pass
			RB8#4	20.9	0.56	21.46	0.140	2.000	Pass
			RB8#7	20.79	0.56	21.35	0.136	2.000	Pass
			RB15#0	20.78	0.56	21.34	0.136	2.000	Pass
	MCH	QPSK	RB1#0	22.61	0.56	23.17	0.207	2.000	Pass
			RB1#7	22.64	0.56	23.20	0.209	2.000	Pass
			RB1#14	22.64	0.56	23.20	0.209	2.000	Pass
			RB8#0	21.61	0.56	22.17	0.165	2.000	Pass
			RB8#4	21.64	0.56	22.20	0.166	2.000	Pass
			RB8#7	21.62	0.56	22.18	0.165	2.000	Pass
			RB15#0	21.59	0.56	22.15	0.164	2.000	Pass
		16-QAM	RB1#0	21.96	0.56	22.52	0.179	2.000	Pass
			RB1#7	22	0.56	22.56	0.180	2.000	Pass
			RB1#14	21.94	0.56	22.50	0.178	2.000	Pass
			RB8#0	20.76	0.56	21.32	0.136	2.000	Pass
			RB8#4	20.77	0.56	21.33	0.136	2.000	Pass
			RB8#7	20.74	0.56	21.30	0.135	2.000	Pass
			RB15#0	20.71	0.56	21.27	0.134	2.000	Pass
	HCH	QPSK	RB1#0	22.77	0.56	23.33	0.215	2.000	Pass
			RB1#7	22.71	0.56	23.27	0.212	2.000	Pass
			RB1#14	22.68	0.56	23.24	0.211	2.000	Pass
			RB8#0	21.71	0.56	22.27	0.169	2.000	Pass
			RB8#4	21.71	0.56	22.27	0.169	2.000	Pass
			RB8#7	21.68	0.56	22.24	0.167	2.000	Pass

Test BW	Test Channel	Test Mode	Test RB (Size#Offset)	Conducted Output AV Power (dBm)	Antenna Gain (dBi)	EIRP (dBm)	EIRP (W)	Limit (W)	Verdict
LTE BAND25									
			RB15#0	21.74	0.56	22.30	0.170	2.000	Pass
		16-QAM	RB1#0	21.78	0.56	22.34	0.171	2.000	Pass
			RB1#7	21.77	0.56	22.33	0.171	2.000	Pass
			RB1#14	21.65	0.56	22.21	0.166	2.000	Pass
			RB8#0	20.75	0.56	21.31	0.135	2.000	Pass
			RB8#4	20.8	0.56	21.36	0.137	2.000	Pass
			RB8#7	20.73	0.56	21.29	0.135	2.000	Pass
			RB15#0	20.71	0.56	21.27	0.134	2.000	Pass
5 MHz	LCH	QPSK	RB1#0	22.58	0.56	23.14	0.206	2.000	Pass
			RB1#13	22.73	0.56	23.29	0.213	2.000	Pass
			RB1#24	22.59	0.56	23.15	0.207	2.000	Pass
			RB12#0	21.64	0.56	22.20	0.166	2.000	Pass
			RB12#6	21.7	0.56	22.26	0.168	2.000	Pass
			RB12#13	21.67	0.56	22.23	0.167	2.000	Pass
			RB25#0	21.66	0.56	22.22	0.167	2.000	Pass
		16-QAM	RB1#0	21.75	0.56	22.31	0.170	2.000	Pass
			RB1#13	21.89	0.56	22.45	0.176	2.000	Pass
			RB1#24	21.78	0.56	22.34	0.171	2.000	Pass
			RB12#0	20.77	0.56	21.33	0.136	2.000	Pass
			RB12#6	20.83	0.56	21.39	0.138	2.000	Pass
			RB12#13	20.79	0.56	21.35	0.136	2.000	Pass
			RB25#0	20.75	0.56	21.31	0.135	2.000	Pass
	MCH	QPSK	RB1#0	22.57	0.56	23.13	0.206	2.000	Pass
			RB1#13	22.67	0.56	23.23	0.210	2.000	Pass
			RB1#24	22.58	0.56	23.14	0.206	2.000	Pass
			RB12#0	21.64	0.56	22.20	0.166	2.000	Pass
			RB12#6	21.67	0.56	22.23	0.167	2.000	Pass
			RB12#13	21.63	0.56	22.19	0.166	2.000	Pass
			RB25#0	21.64	0.56	22.20	0.166	2.000	Pass
		16-QAM	RB1#0	22.02	0.56	22.58	0.181	2.000	Pass
			RB1#13	22.14	0.56	22.70	0.186	2.000	Pass
			RB1#24	22.04	0.56	22.60	0.182	2.000	Pass
			RB12#0	20.79	0.56	21.35	0.136	2.000	Pass
			RB12#6	20.82	0.56	21.38	0.137	2.000	Pass
			RB12#13	20.74	0.56	21.30	0.135	2.000	Pass
			RB25#0	20.75	0.56	21.31	0.135	2.000	Pass
	HCH	QPSK	RB1#0	22.61	0.56	23.17	0.207	2.000	Pass
			RB1#13	22.77	0.56	23.33	0.215	2.000	Pass

Test BW	Test Channel	Test Mode	Test RB (Size#Offset)	Conducted Output AV Power (dBm)	Antenna Gain (dBi)	EIRP (dBm)	EIRP (W)	Limit (W)	Verdict
LTE BAND25									
			RB1#24	22.6	0.56	23.16	0.207	2.000	Pass
			RB12#0	21.72	0.56	22.28	0.169	2.000	Pass
			RB12#6	21.8	0.56	22.36	0.172	2.000	Pass
			RB12#13	21.74	0.56	22.30	0.170	2.000	Pass
			RB25#0	21.74	0.56	22.30	0.170	2.000	Pass
		16-QAM	RB1#0	21.76	0.56	22.32	0.171	2.000	Pass
			RB1#13	21.87	0.56	22.43	0.175	2.000	Pass
			RB1#24	21.71	0.56	22.27	0.169	2.000	Pass
			RB12#0	20.78	0.56	21.34	0.136	2.000	Pass
			RB12#6	20.84	0.56	21.40	0.138	2.000	Pass
			RB12#13	20.8	0.56	21.36	0.137	2.000	Pass
			RB25#0	20.71	0.56	21.27	0.134	2.000	Pass
10 MHz	LCH	QPSK	RB1#0	22.6	0.56	23.16	0.207	2.000	Pass
			RB1#25	22.8	0.56	23.36	0.217	2.000	Pass
			RB1#49	22.6	0.56	23.16	0.207	2.000	Pass
			RB25#0	21.65	0.56	22.21	0.166	2.000	Pass
			RB25#13	21.69	0.56	22.25	0.168	2.000	Pass
			RB25#25	21.76	0.56	22.32	0.171	2.000	Pass
			RB50#0	21.75	0.56	22.31	0.170	2.000	Pass
		16-QAM	RB1#0	21.55	0.56	22.11	0.163	2.000	Pass
			RB1#25	21.76	0.56	22.32	0.171	2.000	Pass
			RB1#49	21.57	0.56	22.13	0.163	2.000	Pass
			RB25#0	20.77	0.56	21.33	0.136	2.000	Pass
			RB25#13	20.79	0.56	21.35	0.136	2.000	Pass
			RB25#25	20.83	0.56	21.39	0.138	2.000	Pass
			RB50#0	20.81	0.56	21.37	0.137	2.000	Pass
	MCH	QPSK	RB1#0	22.61	0.56	23.17	0.207	2.000	Pass
			RB1#25	22.76	0.56	23.32	0.215	2.000	Pass
			RB1#49	22.64	0.56	23.20	0.209	2.000	Pass
			RB25#0	21.67	0.56	22.23	0.167	2.000	Pass
			RB25#13	21.66	0.56	22.22	0.167	2.000	Pass
			RB25#25	21.63	0.56	22.19	0.166	2.000	Pass
			RB50#0	21.68	0.56	22.24	0.167	2.000	Pass
		16-QAM	RB1#0	21.92	0.56	22.48	0.177	2.000	Pass
			RB1#25	22.08	0.56	22.64	0.184	2.000	Pass
			RB1#49	21.95	0.56	22.51	0.178	2.000	Pass
			RB25#0	20.75	0.56	21.31	0.135	2.000	Pass
			RB25#13	20.72	0.56	21.28	0.134	2.000	Pass

Test BW	Test Channel	Test Mode	Test RB (Size#Offset)	Conducted Output AV Power (dBm)	Antenna Gain (dBi)	EIRP (dBm)	EIRP (W)	Limit (W)	Verdict
LTE BAND25									
			RB25#25	20.71	0.56	21.27	0.134	2.000	Pass
			RB50#0	20.79	0.56	21.35	0.136	2.000	Pass
	HCH	QPSK	RB1#0	22.71	0.56	23.27	0.212	2.000	Pass
			RB1#25	22.9	0.56	23.46	0.222	2.000	Pass
			RB1#49	22.64	0.56	23.20	0.209	2.000	Pass
			RB25#0	21.81	0.56	22.37	0.173	2.000	Pass
			RB25#13	21.78	0.56	22.34	0.171	2.000	Pass
			RB25#25	21.76	0.56	22.32	0.171	2.000	Pass
			RB50#0	21.8	0.56	22.36	0.172	2.000	Pass
		16-QAM	RB1#0	21.72	0.56	22.28	0.169	2.000	Pass
			RB1#25	21.8	0.56	22.36	0.172	2.000	Pass
			RB1#49	21.7	0.56	22.26	0.168	2.000	Pass
			RB25#0	20.92	0.56	21.48	0.141	2.000	Pass
			RB25#13	20.87	0.56	21.43	0.139	2.000	Pass
			RB25#25	20.89	0.56	21.45	0.140	2.000	Pass
			RB50#0	20.84	0.56	21.40	0.138	2.000	Pass
15 MHz	LCH	QPSK	RB1#0	22.56	0.56	23.12	0.205	2.000	Pass
			RB1#38	22.69	0.56	23.25	0.211	2.000	Pass
			RB1#74	22.57	0.56	23.13	0.206	2.000	Pass
			RB36#0	21.69	0.56	22.25	0.168	2.000	Pass
			RB36#19	21.74	0.56	22.30	0.170	2.000	Pass
			RB36#39	21.77	0.56	22.33	0.171	2.000	Pass
			RB75#0	21.72	0.56	22.28	0.169	2.000	Pass
		16-QAM	RB1#0	21.53	0.56	22.09	0.162	2.000	Pass
			RB1#38	21.63	0.56	22.19	0.166	2.000	Pass
			RB1#74	21.5	0.56	22.06	0.161	2.000	Pass
			RB36#0	20.68	0.56	21.24	0.133	2.000	Pass
			RB36#19	20.76	0.56	21.32	0.136	2.000	Pass
			RB36#39	20.76	0.56	21.32	0.136	2.000	Pass
			RB75#0	20.76	0.56	21.32	0.136	2.000	Pass
	MCH	QPSK	RB1#0	22.54	0.56	23.10	0.204	2.000	Pass
			RB1#38	22.63	0.56	23.19	0.208	2.000	Pass
			RB1#74	22.59	0.56	23.15	0.207	2.000	Pass
			RB36#0	21.75	0.56	22.31	0.170	2.000	Pass
			RB36#19	21.68	0.56	22.24	0.167	2.000	Pass
			RB36#39	21.71	0.56	22.27	0.169	2.000	Pass
			RB75#0	21.73	0.56	22.29	0.169	2.000	Pass
		16-QAM	RB1#0	21.91	0.56	22.47	0.177	2.000	Pass

Test BW	Test Channel	Test Mode	Test RB (Size#Offset)	Conducted Output AV Power (dBm)	Antenna Gain (dBi)	EIRP (dBm)	EIRP (W)	Limit (W)	Verdict
LTE BAND25									
			RB1#38	22.01	0.56	22.57	0.181	2.000	Pass
			RB1#74	21.93	0.56	22.49	0.177	2.000	Pass
			RB36#0	20.76	0.56	21.32	0.136	2.000	Pass
			RB36#19	20.75	0.56	21.31	0.135	2.000	Pass
			RB36#39	20.73	0.56	21.29	0.135	2.000	Pass
			RB75#0	20.72	0.56	21.28	0.134	2.000	Pass
	HCH	QPSK	RB1#0	22.61	0.56	23.17	0.207	2.000	Pass
			RB1#38	22.74	0.56	23.30	0.214	2.000	Pass
			RB1#74	22.59	0.56	23.15	0.207	2.000	Pass
			RB36#0	21.84	0.56	22.40	0.174	2.000	Pass
			RB36#19	21.77	0.56	22.33	0.171	2.000	Pass
			RB36#39	21.77	0.56	22.33	0.171	2.000	Pass
			RB75#0	21.78	0.56	22.34	0.171	2.000	Pass
		16-QAM	RB1#0	22	0.56	22.56	0.180	2.000	Pass
			RB1#38	22.1	0.56	22.66	0.185	2.000	Pass
			RB1#74	21.99	0.56	22.55	0.180	2.000	Pass
			RB36#0	20.79	0.56	21.35	0.136	2.000	Pass
			RB36#19	20.72	0.56	21.28	0.134	2.000	Pass
			RB36#39	20.7	0.56	21.26	0.134	2.000	Pass
			RB75#0	20.79	0.56	21.35	0.136	2.000	Pass
20 MHz	LCH	QPSK	RB1#0	22.42	0.56	22.98	0.199	2.000	Pass
			RB1#50	22.77	0.56	23.33	0.215	2.000	Pass
			RB1#99	22.42	0.56	22.98	0.199	2.000	Pass
			RB50#0	21.65	0.56	22.21	0.166	2.000	Pass
			RB50#25	21.69	0.56	22.25	0.168	2.000	Pass
			RB50#50	21.75	0.56	22.31	0.170	2.000	Pass
			RB100#0	21.69	0.56	22.25	0.168	2.000	Pass
		16-QAM	RB1#0	21.92	0.56	22.48	0.177	2.000	Pass
			RB1#50	22.33	0.56	22.89	0.195	2.000	Pass
			RB1#99	21.87	0.56	22.43	0.175	2.000	Pass
			RB50#0	20.73	0.56	21.29	0.135	2.000	Pass
			RB50#25	20.81	0.56	21.37	0.137	2.000	Pass
			RB50#50	20.8	0.56	21.36	0.137	2.000	Pass
			RB100#0	20.78	0.56	21.34	0.136	2.000	Pass
	MCH	QPSK	RB1#0	22.47	0.56	23.03	0.201	2.000	Pass
			RB1#50	22.84	0.56	23.40	0.219	2.000	Pass
			RB1#99	22.45	0.56	23.01	0.200	2.000	Pass
			RB50#0	21.72	0.56	22.28	0.169	2.000	Pass

Test BW	Test Channel	Test Mode	Test RB (Size#Offset)	Conducted Output AV Power (dBm)	Antenna Gain (dBi)	EIRP (dBm)	EIRP (W)	Limit (W)	Verdict
LTE BAND25									
			RB50#25	21.64	0.56	22.20	0.166	2.000	Pass
			RB50#50	21.66	0.56	22.22	0.167	2.000	Pass
			RB100#0	21.72	0.56	22.28	0.169	2.000	Pass
		16-QAM	RB1#0	21.79	0.56	22.35	0.172	2.000	Pass
			RB1#50	22.15	0.56	22.71	0.187	2.000	Pass
			RB1#99	21.91	0.56	22.47	0.177	2.000	Pass
			RB50#0	20.81	0.56	21.37	0.137	2.000	Pass
			RB50#25	20.75	0.56	21.31	0.135	2.000	Pass
			RB50#50	20.73	0.56	21.29	0.135	2.000	Pass
			RB100#0	20.78	0.56	21.34	0.136	2.000	Pass
	HCH	QPSK	RB1#0	22.39	0.56	22.95	0.197	2.000	Pass
			RB1#50	22.78	0.56	23.34	0.216	2.000	Pass
			RB1#99	22.37	0.56	22.93	0.196	2.000	Pass
			RB50#0	21.67	0.56	22.23	0.167	2.000	Pass
			RB50#25	21.69	0.56	22.25	0.168	2.000	Pass
			RB50#50	21.58	0.56	22.14	0.164	2.000	Pass
			RB100#0	21.67	0.56	22.23	0.167	2.000	Pass
		16-QAM	RB1#0	21.82	0.56	22.38	0.173	2.000	Pass
			RB1#50	22.14	0.56	22.70	0.186	2.000	Pass
			RB1#99	21.8	0.56	22.36	0.172	2.000	Pass
			RB50#0	20.71	0.56	21.27	0.134	2.000	Pass
			RB50#25	20.68	0.56	21.24	0.133	2.000	Pass
			RB50#50	20.58	0.56	21.14	0.130	2.000	Pass
			RB100#0	20.65	0.56	21.21	0.132	2.000	Pass

Test BW	Test Channel	Test Mode	Test RB (Size#Offset)	Conducted Output AV Power (dBm)	Antenna Gain (dBi)	Antenna Gain (dBd)	ERP (dBm)	ERP (W)	Limit (W)	Verdict
LTE BAND26 (Part 22)										
1.4 MHz	LCH	QPSK	RB1#0	22.84	0.36	-1.79	21.05	0.127	7.000	Pass
			RB1#3	22.98	0.36	-1.79	21.19	0.132	7.000	Pass
			RB1#5	22.85	0.36	-1.79	21.06	0.128	7.000	Pass
			RB3#0	22.94	0.36	-1.79	21.15	0.130	7.000	Pass
			RB3#2	22.96	0.36	-1.79	21.17	0.131	7.000	Pass
			RB3#3	22.91	0.36	-1.79	21.12	0.129	7.000	Pass
			RB6#0	21.89	0.36	-1.79	20.10	0.102	7.000	Pass
		16-QAM	RB1#0	21.92	0.36	-1.79	20.13	0.103	7.000	Pass
			RB1#3	22.1	0.36	-1.79	20.31	0.107	7.000	Pass
			RB1#5	21.9	0.36	-1.79	20.11	0.103	7.000	Pass
			RB3#0	21.93	0.36	-1.79	20.14	0.103	7.000	Pass
			RB3#2	21.93	0.36	-1.79	20.14	0.103	7.000	Pass
			RB3#3	21.9	0.36	-1.79	20.11	0.103	7.000	Pass
			RB6#0	21.02	0.36	-1.79	19.23	0.084	7.000	Pass
	MCH	QPSK	RB1#0	22.78	0.36	-1.79	20.99	0.126	7.000	Pass
			RB1#3	22.98	0.36	-1.79	21.19	0.132	7.000	Pass
			RB1#5	22.78	0.36	-1.79	20.99	0.126	7.000	Pass
			RB3#0	22.86	0.36	-1.79	21.07	0.128	7.000	Pass
			RB3#2	22.93	0.36	-1.79	21.14	0.130	7.000	Pass
			RB3#3	22.89	0.36	-1.79	21.10	0.129	7.000	Pass
			RB6#0	21.82	0.36	-1.79	20.03	0.101	7.000	Pass
		16-QAM	RB1#0	22.21	0.36	-1.79	20.42	0.110	7.000	Pass
			RB1#3	22.33	0.36	-1.79	20.54	0.113	7.000	Pass
			RB1#5	22.24	0.36	-1.79	20.45	0.111	7.000	Pass
			RB3#0	22.05	0.36	-1.79	20.26	0.106	7.000	Pass
			RB3#2	22.08	0.36	-1.79	20.29	0.107	7.000	Pass
			RB3#3	22.09	0.36	-1.79	20.30	0.107	7.000	Pass
			RB6#0	20.75	0.36	-1.79	18.96	0.079	7.000	Pass
	HCH	QPSK	RB1#0	22.77	0.36	-1.79	20.98	0.125	7.000	Pass
			RB1#3	22.98	0.36	-1.79	21.19	0.132	7.000	Pass
			RB1#5	22.8	0.36	-1.79	21.01	0.126	7.000	Pass
			RB3#0	22.82	0.36	-1.79	21.03	0.127	7.000	Pass
			RB3#2	22.88	0.36	-1.79	21.09	0.129	7.000	Pass
			RB3#3	22.8	0.36	-1.79	21.01	0.126	7.000	Pass
			RB6#0	21.8	0.36	-1.79	20.01	0.100	7.000	Pass
		16-QAM	RB1#0	21.7	0.36	-1.79	19.91	0.098	7.000	Pass
			RB1#3	21.81	0.36	-1.79	20.02	0.100	7.000	Pass
			RB1#5	21.63	0.36	-1.79	19.84	0.096	7.000	Pass

Test BW	Test Channel	Test Mode	Test RB (Size#Offset)	Conducted Output AV Power (dBm)	Antenna Gain (dBi)	Antenna Gain (dBd)	ERP (dBm)	ERP (W)	Limit (W)	Verdict
LTE BAND26 (Part 22)										
			RB3#0	21.94	0.36	-1.79	20.15	0.104	7.000	Pass
			RB3#2	21.92	0.36	-1.79	20.13	0.103	7.000	Pass
			RB3#3	21.86	0.36	-1.79	20.07	0.102	7.000	Pass
			RB6#0	20.93	0.36	-1.79	19.14	0.082	7.000	Pass
3 MHz	LCH	QPSK	RB1#0	22.91	0.36	-1.79	21.12	0.129	7.000	Pass
			RB1#7	22.9	0.36	-1.79	21.11	0.129	7.000	Pass
			RB1#14	22.88	0.36	-1.79	21.09	0.129	7.000	Pass
			RB8#0	21.92	0.36	-1.79	20.13	0.103	7.000	Pass
			RB8#4	21.94	0.36	-1.79	20.15	0.104	7.000	Pass
			RB8#7	21.9	0.36	-1.79	20.11	0.103	7.000	Pass
			RB15#0	21.93	0.36	-1.79	20.14	0.103	7.000	Pass
		16-QAM	RB1#0	21.79	0.36	-1.79	20.00	0.100	7.000	Pass
			RB1#7	21.78	0.36	-1.79	19.99	0.100	7.000	Pass
			RB1#14	21.76	0.36	-1.79	19.97	0.099	7.000	Pass
			RB8#0	21.03	0.36	-1.79	19.24	0.084	7.000	Pass
			RB8#4	21.05	0.36	-1.79	19.26	0.084	7.000	Pass
			RB8#7	20.98	0.36	-1.79	19.19	0.083	7.000	Pass
			RB15#0	20.93	0.36	-1.79	19.14	0.082	7.000	Pass
	MCH	QPSK	RB1#0	22.85	0.36	-1.79	21.06	0.128	7.000	Pass
			RB1#7	22.88	0.36	-1.79	21.09	0.129	7.000	Pass
			RB1#14	22.82	0.36	-1.79	21.03	0.127	7.000	Pass
			RB8#0	21.84	0.36	-1.79	20.05	0.101	7.000	Pass
			RB8#4	21.9	0.36	-1.79	20.11	0.103	7.000	Pass
			RB8#7	21.87	0.36	-1.79	20.08	0.102	7.000	Pass
			RB15#0	21.88	0.36	-1.79	20.09	0.102	7.000	Pass
		16-QAM	RB1#0	22.2	0.36	-1.79	20.41	0.110	7.000	Pass
			RB1#7	22.26	0.36	-1.79	20.47	0.111	7.000	Pass
			RB1#14	22.24	0.36	-1.79	20.45	0.111	7.000	Pass
			RB8#0	20.98	0.36	-1.79	19.19	0.083	7.000	Pass
			RB8#4	21.01	0.36	-1.79	19.22	0.084	7.000	Pass
			RB8#7	20.95	0.36	-1.79	19.16	0.082	7.000	Pass
			RB15#0	20.91	0.36	-1.79	19.12	0.082	7.000	Pass
	HCH	QPSK	RB1#0	22.81	0.36	-1.79	21.02	0.126	7.000	Pass
			RB1#7	22.87	0.36	-1.79	21.08	0.128	7.000	Pass
			RB1#14	22.89	0.36	-1.79	21.10	0.129	7.000	Pass
			RB8#0	21.84	0.36	-1.79	20.05	0.101	7.000	Pass
			RB8#4	21.87	0.36	-1.79	20.08	0.102	7.000	Pass
			RB8#7	21.78	0.36	-1.79	19.99	0.100	7.000	Pass

Test BW	Test Channel	Test Mode	Test RB (Size#Offset)	Conducted Output AV Power (dBm)	Antenna Gain (dBi)	Antenna Gain (dBd)	ERP (dBm)	ERP (W)	Limit (W)	Verdict
LTE BAND26 (Part 22)										
			RB15#0	21.82	0.36	-1.79	20.03	0.101	7.000	Pass
		16-QAM	RB1#0	21.88	0.36	-1.79	20.09	0.102	7.000	Pass
			RB1#7	21.8	0.36	-1.79	20.01	0.100	7.000	Pass
			RB1#14	21.65	0.36	-1.79	19.86	0.097	7.000	Pass
			RB8#0	20.9	0.36	-1.79	19.11	0.081	7.000	Pass
			RB8#4	20.91	0.36	-1.79	19.12	0.082	7.000	Pass
			RB8#7	20.8	0.36	-1.79	19.01	0.080	7.000	Pass
			RB15#0	20.79	0.36	-1.79	19.00	0.079	7.000	Pass
5 MHz	LCH	QPSK	RB1#0	22.8	0.36	-1.79	21.01	0.126	7.000	Pass
			RB1#13	22.91	0.36	-1.79	21.12	0.129	7.000	Pass
			RB1#24	22.77	0.36	-1.79	20.98	0.125	7.000	Pass
			RB12#0	21.93	0.36	-1.79	20.14	0.103	7.000	Pass
			RB12#6	21.92	0.36	-1.79	20.13	0.103	7.000	Pass
			RB12#13	21.85	0.36	-1.79	20.06	0.101	7.000	Pass
			RB25#0	21.86	0.36	-1.79	20.07	0.102	7.000	Pass
		16-QAM	RB1#0	21.93	0.36	-1.79	20.14	0.103	7.000	Pass
			RB1#13	22	0.36	-1.79	20.21	0.105	7.000	Pass
			RB1#24	21.92	0.36	-1.79	20.13	0.103	7.000	Pass
			RB12#0	20.96	0.36	-1.79	19.17	0.083	7.000	Pass
			RB12#6	20.99	0.36	-1.79	19.20	0.083	7.000	Pass
			RB12#13	20.92	0.36	-1.79	19.13	0.082	7.000	Pass
			RB25#0	20.93	0.36	-1.79	19.14	0.082	7.000	Pass
	MCH	QPSK	RB1#0	22.77	0.36	-1.79	20.98	0.125	7.000	Pass
			RB1#13	22.9	0.36	-1.79	21.11	0.129	7.000	Pass
			RB1#24	22.81	0.36	-1.79	21.02	0.126	7.000	Pass
			RB12#0	21.81	0.36	-1.79	20.02	0.100	7.000	Pass
			RB12#6	21.91	0.36	-1.79	20.12	0.103	7.000	Pass
			RB12#13	21.91	0.36	-1.79	20.12	0.103	7.000	Pass
			RB25#0	21.89	0.36	-1.79	20.10	0.102	7.000	Pass
		16-QAM	RB1#0	22.26	0.36	-1.79	20.47	0.111	7.000	Pass
			RB1#13	22.44	0.36	-1.79	20.65	0.116	7.000	Pass
			RB1#24	22.25	0.36	-1.79	20.46	0.111	7.000	Pass
			RB12#0	20.93	0.36	-1.79	19.14	0.082	7.000	Pass
			RB12#6	21.1	0.36	-1.79	19.31	0.085	7.000	Pass
			RB12#13	21	0.36	-1.79	19.21	0.083	7.000	Pass
			RB25#0	20.96	0.36	-1.79	19.17	0.083	7.000	Pass
	HCH	QPSK	RB1#0	22.72	0.36	-1.79	20.93	0.124	7.000	Pass
			RB1#13	22.83	0.36	-1.79	21.04	0.127	7.000	Pass

Test BW	Test Channel	Test Mode	Test RB (Size#Offset)	Conducted Output AV Power (dBm)	Antenna Gain (dBi)	Antenna Gain (dBd)	ERP (dBm)	ERP (W)	Limit (W)	Verdict
LTE BAND26 (Part 22)										
			RB1#24	22.7	0.36	-1.79	20.91	0.123	7.000	Pass
			RB12#0	21.81	0.36	-1.79	20.02	0.100	7.000	Pass
			RB12#6	21.89	0.36	-1.79	20.10	0.102	7.000	Pass
			RB12#13	21.7	0.36	-1.79	19.91	0.098	7.000	Pass
			RB25#0	21.78	0.36	-1.79	19.99	0.100	7.000	Pass
		16-QAM	RB1#0	21.9	0.36	-1.79	20.11	0.103	7.000	Pass
			RB1#13	21.92	0.36	-1.79	20.13	0.103	7.000	Pass
			RB1#24	21.72	0.36	-1.79	19.93	0.098	7.000	Pass
			RB12#0	20.85	0.36	-1.79	19.06	0.081	7.000	Pass
			RB12#6	20.95	0.36	-1.79	19.16	0.082	7.000	Pass
			RB12#13	20.75	0.36	-1.79	18.96	0.079	7.000	Pass
			RB25#0	20.72	0.36	-1.79	18.93	0.078	7.000	Pass
10 MHz	MCH	QPSK	RB1#0	22.87	0.36	-1.79	21.08	0.128	7.000	Pass
			RB1#25	**23.15**	0.36	-1.79	21.36	0.137	7.000	Pass
			RB1#49	22.86	0.36	-1.79	21.07	0.128	7.000	Pass
			RB25#0	22.01	0.36	-1.79	20.22	0.105	7.000	Pass
			RB25#13	21.89	0.36	-1.79	20.10	0.102	7.000	Pass
			RB25#25	21.93	0.36	-1.79	20.14	0.103	7.000	Pass
			RB50#0	21.93	0.36	-1.79	20.14	0.103	7.000	Pass
		16-QAM	RB1#0	21.76	0.36	-1.79	19.97	0.099	7.000	Pass
			RB1#25	21.95	0.36	-1.79	20.16	0.104	7.000	Pass
			RB1#49	21.75	0.36	-1.79	19.96	0.099	7.000	Pass
			RB25#0	21.01	0.36	-1.79	19.22	0.084	7.000	Pass
			RB25#13	20.95	0.36	-1.79	19.16	0.082	7.000	Pass
			RB25#25	20.97	0.36	-1.79	19.18	0.083	7.000	Pass
			RB50#0	20.97	0.36	-1.79	19.18	0.083	7.000	Pass
	MCH	QPSK	RB1#0	22.85	0.36	-1.79	21.06	0.128	7.000	Pass
			RB1#25	23.01	0.36	-1.79	21.22	0.132	7.000	Pass
			RB1#49	22.85	0.36	-1.79	21.06	0.128	7.000	Pass
			RB25#0	21.89	0.36	-1.79	20.10	0.102	7.000	Pass
			RB25#13	21.92	0.36	-1.79	20.13	0.103	7.000	Pass
			RB25#25	21.92	0.36	-1.79	20.13	0.103	7.000	Pass
			RB50#0	21.91	0.36	-1.79	20.12	0.103	7.000	Pass
		16-QAM	RB1#0	22.21	0.36	-1.79	20.42	0.110	7.000	Pass
			RB1#25	22.37	0.36	-1.79	20.58	0.114	7.000	Pass
			RB1#49	22.21	0.36	-1.79	20.42	0.110	7.000	Pass
			RB25#0	20.99	0.36	-1.79	19.20	0.083	7.000	Pass
			RB25#13	21.02	0.36	-1.79	19.23	0.084	7.000	Pass

Test BW	Test Channel	Test Mode	Test RB (Size#Offset)	Conducted Output AV Power (dBm)	Antenna Gain (dBi)	Antenna Gain (dBd)	ERP (dBm)	ERP (W)	Limit (W)	Verdict
LTE BAND26 (Part 22)										
			RB25#25	20.98	0.36	-1.79	19.19	0.083	7.000	Pass
			RB50#0	20.99	0.36	-1.79	19.20	0.083	7.000	Pass
	HCH	QPSK	RB1#0	22.81	0.36	-1.79	21.02	0.126	7.000	Pass
			RB1#25	23.01	0.36	-1.79	21.22	0.132	7.000	Pass
			RB1#49	22.85	0.36	-1.79	21.06	0.128	7.000	Pass
			RB25#0	21.99	0.36	-1.79	20.20	0.105	7.000	Pass
			RB25#13	21.91	0.36	-1.79	20.12	0.103	7.000	Pass
			RB25#25	21.84	0.36	-1.79	20.05	0.101	7.000	Pass
			RB50#0	21.9	0.36	-1.79	20.11	0.103	7.000	Pass
		16-QAM	RB1#0	21.87	0.36	-1.79	20.08	0.102	7.000	Pass
			RB1#25	22.03	0.36	-1.79	20.24	0.106	7.000	Pass
			RB1#49	21.69	0.36	-1.79	19.90	0.098	7.000	Pass
			RB25#0	21.08	0.36	-1.79	19.29	0.085	7.000	Pass
			RB25#13	21.02	0.36	-1.79	19.23	0.084	7.000	Pass
			RB25#25	20.95	0.36	-1.79	19.16	0.082	7.000	Pass
			RB50#0	20.94	0.36	-1.79	19.15	0.082	7.000	Pass
15 MHz	LCH	QPSK	RB1#0	22.83	0.36	-1.79	21.04	0.127	7.000	Pass
			RB1#38	22.86	0.36	-1.79	21.07	0.128	7.000	Pass
			RB1#74	22.81	0.36	-1.79	21.02	0.126	7.000	Pass
			RB36#0	22.03	0.36	-1.79	20.24	0.106	7.000	Pass
			RB36#19	21.98	0.36	-1.79	20.19	0.104	7.000	Pass
			RB36#39	21.97	0.36	-1.79	20.18	0.104	7.000	Pass
			RB75#0	22.03	0.36	-1.79	20.24	0.106	7.000	Pass
		16-QAM	RB1#0	21.66	0.36	-1.79	19.87	0.097	7.000	Pass
			RB1#38	21.82	0.36	-1.79	20.03	0.101	7.000	Pass
			RB1#74	21.71	0.36	-1.79	19.92	0.098	7.000	Pass
			RB36#0	20.91	0.36	-1.79	19.12	0.082	7.000	Pass
			RB36#19	20.95	0.36	-1.79	19.16	0.082	7.000	Pass
			RB36#39	20.91	0.36	-1.79	19.12	0.082	7.000	Pass
			RB75#0	21	0.36	-1.79	19.21	0.083	7.000	Pass
	MCH	QPSK	RB1#0	22.8	0.36	-1.79	21.01	0.126	7.000	Pass
			RB1#38	22.89	0.36	-1.79	21.10	0.129	7.000	Pass
			RB1#74	22.78	0.36	-1.79	20.99	0.126	7.000	Pass
			RB36#0	21.93	0.36	-1.79	20.14	0.103	7.000	Pass
			RB36#19	21.95	0.36	-1.79	20.16	0.104	7.000	Pass
			RB36#39	21.94	0.36	-1.79	20.15	0.104	7.000	Pass
			RB75#0	21.94	0.36	-1.79	20.15	0.104	7.000	Pass
		16-QA	RB1#0	22.13	0.36	-1.79	20.34	0.108	7.000	Pass

Test BW	Test Channel	Test Mode	Test RB (Size#Offset)	Conducted Output AV Power (dBm)	Antenna Gain (dBi)	Antenna Gain (dBd)	ERP (dBm)	ERP (W)	Limit (W)	Verdict
LTE BAND26 (Part 22)										
		M	RB1#38	22.28	0.36	-1.79	20.49	0.112	7.000	Pass
			RB1#74	22.19	0.36	-1.79	20.40	0.110	7.000	Pass
			RB36#0	20.96	0.36	-1.79	19.17	0.083	7.000	Pass
			RB36#19	20.99	0.36	-1.79	19.20	0.083	7.000	Pass
			RB36#39	20.95	0.36	-1.79	19.16	0.082	7.000	Pass
			RB75#0	21	0.36	-1.79	19.21	0.083	7.000	Pass
	HCH	QPSK	RB1#0	22.77	0.36	-1.79	20.98	0.125	7.000	Pass
			RB1#38	22.86	0.36	-1.79	21.07	0.128	7.000	Pass
			RB1#74	22.74	0.36	-1.79	20.95	0.124	7.000	Pass
			RB36#0	21.83	0.36	-1.79	20.04	0.101	7.000	Pass
			RB36#19	21.92	0.36	-1.79	20.13	0.103	7.000	Pass
			RB36#39	21.88	0.36	-1.79	20.09	0.102	7.000	Pass
			RB75#0	21.92	0.36	-1.79	20.13	0.103	7.000	Pass
		16-QAM	RB1#0	22.14	0.36	-1.79	20.35	0.108	7.000	Pass
			RB1#38	22.23	0.36	-1.79	20.44	0.111	7.000	Pass
			RB1#74	21.99	0.36	-1.79	20.20	0.105	7.000	Pass
			RB36#0	20.82	0.36	-1.79	19.03	0.080	7.000	Pass
			RB36#19	20.87	0.36	-1.79	19.08	0.081	7.000	Pass
			RB36#39	20.89	0.36	-1.79	19.10	0.081	7.000	Pass
			RB75#0	20.92	0.36	-1.79	19.13	0.082	7.000	Pass

Test BW	Test Channel	Test Mode	Test RB (Size#Offset)	Conducted Output AV Power (dBm)	Antenna Gain (dBi)	Antenna Gain (dBd)	ERP (dBm)	ERP (W)	Limit (W)	Verdict
LTE BAND26 (Part 90)										
1.4 MHz	LCH	QPSK	RB1#0	22.81	0.36	-1.79	21.02	0.126	100.000	Pass
			RB1#3	23.06	0.36	-1.79	21.27	0.134	100.000	Pass
			RB1#5	22.78	0.36	-1.79	20.99	0.126	100.000	Pass
			RB3#0	**22.92**	0.36	-1.79	21.13	0.130	100.000	Pass
			RB3#2	22.97	0.36	-1.79	21.18	0.131	100.000	Pass
			RB3#3	22.93	0.36	-1.79	21.14	0.130	100.000	Pass
			RB6#0	21.9	0.36	-1.79	20.11	0.103	100.000	Pass
		16-QAM	RB1#0	21.93	0.36	-1.79	20.14	0.103	100.000	Pass
			RB1#3	22.09	0.36	-1.79	20.30	0.107	100.000	Pass
			RB1#5	21.89	0.36	-1.79	20.10	0.102	100.000	Pass
			RB3#0	21.94	0.36	-1.79	20.15	0.104	100.000	Pass
			RB3#2	21.96	0.36	-1.79	20.17	0.104	100.000	Pass
			RB3#3	21.94	0.36	-1.79	20.15	0.104	100.000	Pass
			RB6#0	21.08	0.36	-1.79	19.29	0.085	100.000	Pass
	MCH	QPSK	RB1#0	22.85	0.36	-1.79	21.06	0.128	100.000	Pass
			RB1#3	23.03	0.36	-1.79	21.24	0.133	100.000	Pass
			RB1#5	22.85	0.36	-1.79	21.06	0.128	100.000	Pass
			RB3#0	22.95	0.36	-1.79	21.16	0.131	100.000	Pass
			RB3#2	23.01	0.36	-1.79	21.22	0.132	100.000	Pass
			RB3#3	22.98	0.36	-1.79	21.19	0.132	100.000	Pass
			RB6#0	21.9	0.36	-1.79	20.11	0.103	100.000	Pass
		16-QAM	RB1#0	22.24	0.36	-1.79	20.45	0.111	100.000	Pass
			RB1#3	22.44	0.36	-1.79	20.65	0.116	100.000	Pass
			RB1#5	22.27	0.36	-1.79	20.48	0.112	100.000	Pass
			RB3#0	22.13	0.36	-1.79	20.34	0.108	100.000	Pass
			RB3#2	22.13	0.36	-1.79	20.34	0.108	100.000	Pass
			RB3#3	22.13	0.36	-1.79	20.34	0.108	100.000	Pass
			RB6#0	20.88	0.36	-1.79	19.09	0.081	100.000	Pass
	HCH	QPSK	RB1#0	22.87	0.36	-1.79	21.08	0.128	100.000	Pass
			RB1#3	23.04	0.36	-1.79	21.25	0.133	100.000	Pass
			RB1#5	22.86	0.36	-1.79	21.07	0.128	100.000	Pass
			RB3#0	22.97	0.36	-1.79	21.18	0.131	100.000	Pass
			RB3#2	23.02	0.36	-1.79	21.23	0.133	100.000	Pass
			RB3#3	22.99	0.36	-1.79	21.20	0.132	100.000	Pass
			RB6#0	21.9	0.36	-1.79	20.11	0.103	100.000	Pass
		16-QAM	RB1#0	21.92	0.36	-1.79	20.13	0.103	100.000	Pass
			RB1#3	22	0.36	-1.79	20.21	0.105	100.000	Pass
			RB1#5	21.81	0.36	-1.79	20.02	0.100	100.000	Pass

Test BW	Test Channel	Test Mode	Test RB (Size#Offset)	Conducted Output AV Power (dBm)	Antenna Gain (dBi)	Antenna Gain (dBd)	ERP (dBm)	ERP (W)	Limit (W)	Verdict
LTE BAND26 (Part 90)										
			RB3#0	22.07	0.36	-1.79	20.28	0.107	100.000	Pass
			RB3#2	22.12	0.36	-1.79	20.33	0.108	100.000	Pass
			RB3#3	22.03	0.36	-1.79	20.24	0.106	100.000	Pass
			RB6#0	21.07	0.36	-1.79	19.28	0.085	100.000	Pass
3 MHz	LCH	QPSK	RB1#0	22.93	0.36	-1.79	21.14	0.130	100.000	Pass
			RB1#7	22.92	0.36	-1.79	21.13	0.130	100.000	Pass
			RB1#14	22.91	0.36	-1.79	21.12	0.129	100.000	Pass
			RB8#0	21.95	0.36	-1.79	20.16	0.104	100.000	Pass
			RB8#4	22	0.36	-1.79	20.21	0.105	100.000	Pass
			RB8#7	21.96	0.36	-1.79	20.17	0.104	100.000	Pass
			RB15#0	21.93	0.36	-1.79	20.14	0.103	100.000	Pass
		16-QAM	RB1#0	21.89	0.36	-1.79	20.10	0.102	100.000	Pass
			RB1#7	21.9	0.36	-1.79	20.11	0.103	100.000	Pass
			RB1#14	21.88	0.36	-1.79	20.09	0.102	100.000	Pass
			RB8#0	21.14	0.36	-1.79	19.35	0.086	100.000	Pass
			RB8#4	21.15	0.36	-1.79	19.36	0.086	100.000	Pass
			RB8#7	21.16	0.36	-1.79	19.37	0.086	100.000	Pass
			RB15#0	21.05	0.36	-1.79	19.26	0.084	100.000	Pass
	MCH	QPSK	RB1#0	22.97	0.36	-1.79	21.18	0.131	100.000	Pass
			RB1#7	22.95	0.36	-1.79	21.16	0.131	100.000	Pass
			RB1#14	22.92	0.36	-1.79	21.13	0.130	100.000	Pass
			RB8#0	21.93	0.36	-1.79	20.14	0.103	100.000	Pass
			RB8#4	21.97	0.36	-1.79	20.18	0.104	100.000	Pass
			RB8#7	21.95	0.36	-1.79	20.16	0.104	100.000	Pass
			RB15#0	21.95	0.36	-1.79	20.16	0.104	100.000	Pass
		16-QAM	RB1#0	22.3	0.36	-1.79	20.51	0.112	100.000	Pass
			RB1#7	22.34	0.36	-1.79	20.55	0.114	100.000	Pass
			RB1#14	22.35	0.36	-1.79	20.56	0.114	100.000	Pass
			RB8#0	21.14	0.36	-1.79	19.35	0.086	100.000	Pass
			RB8#4	21.15	0.36	-1.79	19.36	0.086	100.000	Pass
			RB8#7	21.07	0.36	-1.79	19.28	0.085	100.000	Pass
			RB15#0	21.04	0.36	-1.79	19.25	0.084	100.000	Pass
	HCH	QPSK	RB1#0	22.95	0.36	-1.79	21.16	0.131	100.000	Pass
			RB1#7	22.89	0.36	-1.79	21.10	0.129	100.000	Pass
			RB1#14	22.93	0.36	-1.79	21.14	0.130	100.000	Pass
			RB8#0	21.92	0.36	-1.79	20.13	0.103	100.000	Pass
			RB8#4	21.97	0.36	-1.79	20.18	0.104	100.000	Pass
			RB8#7	21.92	0.36	-1.79	20.13	0.103	100.000	Pass

Test BW	Test Channel	Test Mode	Test RB (Size#Offset)	Conducted Output AV Power (dBm)	Antenna Gain (dBi)	Antenna Gain (dBd)	ERP (dBm)	ERP (W)	Limit (W)	Verdict
LTE BAND26 (Part 90)										
			RB15#0	21.96	0.36	-1.79	20.17	0.104	100.000	Pass
		16-QAM	RB1#0	21.95	0.36	-1.79	20.16	0.104	100.000	Pass
			RB1#7	21.93	0.36	-1.79	20.14	0.103	100.000	Pass
			RB1#14	21.86	0.36	-1.79	20.07	0.102	100.000	Pass
			RB8#0	20.96	0.36	-1.79	19.17	0.083	100.000	Pass
			RB8#4	21.03	0.36	-1.79	19.24	0.084	100.000	Pass
			RB8#7	20.98	0.36	-1.79	19.19	0.083	100.000	Pass
			RB15#0	20.89	0.36	-1.79	19.10	0.081	100.000	Pass
5 MHz	LCH	QPSK	RB1#0	22.79	0.36	-1.79	21.00	0.126	100.000	Pass
			RB1#13	22.99	0.36	-1.79	21.20	0.132	100.000	Pass
			RB1#24	22.85	0.36	-1.79	21.06	0.128	100.000	Pass
			RB12#0	21.92	0.36	-1.79	20.13	0.103	100.000	Pass
			RB12#6	22.04	0.36	-1.79	20.25	0.106	100.000	Pass
			RB12#13	21.98	0.36	-1.79	20.19	0.104	100.000	Pass
			RB25#0	21.95	0.36	-1.79	20.16	0.104	100.000	Pass
		16-QAM	RB1#0	21.97	0.36	-1.79	20.18	0.104	100.000	Pass
			RB1#13	22.12	0.36	-1.79	20.33	0.108	100.000	Pass
			RB1#24	22	0.36	-1.79	20.21	0.105	100.000	Pass
			RB12#0	21.05	0.36	-1.79	19.26	0.084	100.000	Pass
			RB12#6	21.18	0.36	-1.79	19.39	0.087	100.000	Pass
			RB12#13	21.11	0.36	-1.79	19.32	0.086	100.000	Pass
			RB25#0	21.1	0.36	-1.79	19.31	0.085	100.000	Pass
	MCH	QPSK	RB1#0	22.84	0.36	-1.79	21.05	0.127	100.000	Pass
			RB1#13	22.97	0.36	-1.79	21.18	0.131	100.000	Pass
			RB1#24	22.86	0.36	-1.79	21.07	0.128	100.000	Pass
			RB12#0	21.93	0.36	-1.79	20.14	0.103	100.000	Pass
			RB12#6	21.98	0.36	-1.79	20.19	0.104	100.000	Pass
			RB12#13	21.91	0.36	-1.79	20.12	0.103	100.000	Pass
			RB25#0	21.9	0.36	-1.79	20.11	0.103	100.000	Pass
		16-QAM	RB1#0	22.36	0.36	-1.79	20.57	0.114	100.000	Pass
			RB1#13	22.44	0.36	-1.79	20.65	0.116	100.000	Pass
			RB1#24	22.33	0.36	-1.79	20.54	0.113	100.000	Pass
			RB12#0	21.15	0.36	-1.79	19.36	0.086	100.000	Pass
			RB12#6	21.2	0.36	-1.79	19.41	0.087	100.000	Pass
			RB12#13	21.15	0.36	-1.79	19.36	0.086	100.000	Pass
			RB25#0	21.09	0.36	-1.79	19.30	0.085	100.000	Pass
	HCH	QPSK	RB1#0	22.82	0.36	-1.79	21.03	0.127	100.000	Pass
			RB1#13	22.93	0.36	-1.79	21.14	0.130	100.000	Pass

Test BW	Test Channel	Test Mode	Test RB (Size#Offset)	Conducted Output AV Power (dBm)	Antenna Gain (dBi)	Antenna Gain (dBd)	ERP (dBm)	ERP (W)	Limit (W)	Verdict
LTE BAND26 (Part 90)										
			RB1#24	22.86	0.36	-1.79	21.07	0.128	100.000	Pass
			RB12#0	21.9	0.36	-1.79	20.11	0.103	100.000	Pass
			RB12#6	22.01	0.36	-1.79	20.22	0.105	100.000	Pass
			RB12#13	21.94	0.36	-1.79	20.15	0.104	100.000	Pass
			RB25#0	21.94	0.36	-1.79	20.15	0.104	100.000	Pass
		16-QAM	RB1#0	21.97	0.36	-1.79	20.18	0.104	100.000	Pass
			RB1#13	22.01	0.36	-1.79	20.22	0.105	100.000	Pass
			RB1#24	21.9	0.36	-1.79	20.11	0.103	100.000	Pass
			RB12#0	21.08	0.36	-1.79	19.29	0.085	100.000	Pass
			RB12#6	21.09	0.36	-1.79	19.30	0.085	100.000	Pass
			RB12#13	21.03	0.36	-1.79	19.24	0.084	100.000	Pass
			RB25#0	20.92	0.36	-1.79	19.13	0.082	100.000	Pass
10 MHz	MCH	QPSK	RB1#0	22.87	0.36	-1.79	21.08	0.128	100.000	Pass
			RB1#25	**23.07**	0.36	-1.79	21.28	0.134	100.000	Pass
			RB1#49	22.92	0.36	-1.79	21.13	0.130	100.000	Pass
			RB25#0	21.97	0.36	-1.79	20.18	0.104	100.000	Pass
			RB25#13	21.98	0.36	-1.79	20.19	0.104	100.000	Pass
			RB25#25	21.94	0.36	-1.79	20.15	0.104	100.000	Pass
			RB50#0	21.96	0.36	-1.79	20.17	0.104	100.000	Pass
		16-QAM	RB1#0	21.82	0.36	-1.79	20.03	0.101	100.000	Pass
			RB1#25	21.97	0.36	-1.79	20.18	0.104	100.000	Pass
			RB1#49	21.79	0.36	-1.79	20.00	0.100	100.000	Pass
			RB25#0	21.08	0.36	-1.79	19.29	0.085	100.000	Pass
			RB25#13	21.09	0.36	-1.79	19.30	0.085	100.000	Pass
			RB25#25	21.06	0.36	-1.79	19.27	0.085	100.000	Pass
			RB50#0	21.09	0.36	-1.79	19.30	0.085	100.000	Pass

Test BW	Test Channel	Test Mode	Test RB (Size#Offset)	Conducted Output AV Power (dBm)	Antenna Gain (dBi)	EIRP (dBm)	EIRP (W)	Limit (W)	Verdict
LTE BAND 38									
5 MHz	LCH	QPSK	RB1#0	22.48	2.54	25.02	0.318	2.000	Pass
			RB1#13	22.58	2.54	25.12	0.325	2.000	Pass
			RB1#24	22.46	2.54	25.00	0.316	2.000	Pass
			RB12#0	21.51	2.54	24.05	0.254	2.000	Pass
			RB12#6	21.59	2.54	24.13	0.259	2.000	Pass
			RB12#13	21.54	2.54	24.08	0.256	2.000	Pass
			RB25#0	21.52	2.54	24.06	0.255	2.000	Pass
		16-QAM	RB1#0	21.73	2.54	24.27	0.267	2.000	Pass
			RB1#13	21.83	2.54	24.37	0.274	2.000	Pass
			RB1#24	21.7	2.54	24.24	0.265	2.000	Pass
			RB12#0	20.52	2.54	23.06	0.202	2.000	Pass
			RB12#6	20.57	2.54	23.11	0.205	2.000	Pass
			RB12#13	20.55	2.54	23.09	0.204	2.000	Pass
			RB25#0	20.58	2.54	23.12	0.205	2.000	Pass
	MCH	QPSK	RB1#0	22.48	2.54	25.02	0.318	2.000	Pass
			RB1#13	22.57	2.54	25.11	0.324	2.000	Pass
			RB1#24	22.5	2.54	25.04	0.319	2.000	Pass
			RB12#0	21.53	2.54	24.07	0.255	2.000	Pass
			RB12#6	21.6	2.54	24.14	0.259	2.000	Pass
			RB12#13	21.56	2.54	24.10	0.257	2.000	Pass
			RB25#0	21.58	2.54	24.12	0.258	2.000	Pass
		16-QAM	RB1#0	21.83	2.54	24.37	0.274	2.000	Pass
			RB1#13	21.91	2.54	24.45	0.279	2.000	Pass
			RB1#24	21.85	2.54	24.39	0.275	2.000	Pass
			RB12#0	20.62	2.54	23.16	0.207	2.000	Pass
			RB12#6	20.72	2.54	23.26	0.212	2.000	Pass
			RB12#13	20.66	2.54	23.20	0.209	2.000	Pass
			RB25#0	20.63	2.54	23.17	0.207	2.000	Pass
	HCH	QPSK	RB1#0	22.39	2.54	24.93	0.311	2.000	Pass
			RB1#13	22.49	2.54	25.03	0.318	2.000	Pass
			RB1#24	22.4	2.54	24.94	0.312	2.000	Pass
			RB12#0	21.47	2.54	24.01	0.252	2.000	Pass
			RB12#6	21.55	2.54	24.09	0.256	2.000	Pass
			RB12#13	21.46	2.54	24.00	0.251	2.000	Pass
			RB25#0	21.52	2.54	24.06	0.255	2.000	Pass
		16-QAM	RB1#0	21.57	2.54	24.11	0.258	2.000	Pass
			RB1#13	21.7	2.54	24.24	0.265	2.000	Pass

Test BW	Test Channel	Test Mode	Test RB (Size#Offset)	Conducted Output AV Power (dBm)	Antenna Gain (dBi)	EIRP (dBm)	EIRP (W)	Limit (W)	Verdict
LTE BAND 38									
			RB1#24	21.59	2.54	24.13	0.259	2.000	Pass
			RB12#0	20.55	2.54	23.09	0.204	2.000	Pass
			RB12#6	20.6	2.54	23.14	0.206	2.000	Pass
			RB12#13	20.55	2.54	23.09	0.204	2.000	Pass
			RB25#0	20.52	2.54	23.06	0.202	2.000	Pass
10 MHz	LCH	QPSK	RB1#0	22.56	2.54	25.10	0.324	2.000	Pass
			RB1#25	22.82	2.54	25.36	0.344	2.000	Pass
			RB1#49	22.57	2.54	25.11	0.324	2.000	Pass
			RB25#0	21.58	2.54	24.12	0.258	2.000	Pass
			RB25#13	21.59	2.54	24.13	0.259	2.000	Pass
			RB25#25	21.63	2.54	24.17	0.261	2.000	Pass
			RB50#0	21.59	2.54	24.13	0.259	2.000	Pass
		16-QAM	RB1#0	21.82	2.54	24.36	0.273	2.000	Pass
			RB1#25	22.01	2.54	24.55	0.285	2.000	Pass
			RB1#49	21.81	2.54	24.35	0.272	2.000	Pass
			RB25#0	20.6	2.54	23.14	0.206	2.000	Pass
			RB25#13	20.64	2.54	23.18	0.208	2.000	Pass
			RB25#25	20.66	2.54	23.20	0.209	2.000	Pass
			RB50#0	20.63	2.54	23.17	0.207	2.000	Pass
	MCH	QPSK	RB1#0	22.62	2.54	25.16	0.328	2.000	Pass
			RB1#25	22.82	2.54	25.36	0.344	2.000	Pass
			RB1#49	22.6	2.54	25.14	0.327	2.000	Pass
			RB25#0	21.63	2.54	24.17	0.261	2.000	Pass
			RB25#13	21.61	2.54	24.15	0.260	2.000	Pass
			RB25#25	21.59	2.54	24.13	0.259	2.000	Pass
			RB50#0	21.61	2.54	24.15	0.260	2.000	Pass
		16-QAM	RB1#0	21.94	2.54	24.48	0.281	2.000	Pass
			RB1#25	22.18	2.54	24.72	0.296	2.000	Pass
			RB1#49	21.93	2.54	24.47	0.280	2.000	Pass
			RB25#0	20.64	2.54	23.18	0.208	2.000	Pass
			RB25#13	20.62	2.54	23.16	0.207	2.000	Pass
			RB25#25	20.64	2.54	23.18	0.208	2.000	Pass
			RB50#0	20.62	2.54	23.16	0.207	2.000	Pass
	HCH	QPSK	RB1#0	22.53	2.54	25.07	0.321	2.000	Pass
			RB1#25	22.78	2.54	25.32	0.340	2.000	Pass
			RB1#49	22.53	2.54	25.07	0.321	2.000	Pass
			RB25#0	21.57	2.54	24.11	0.258	2.000	Pass
			RB25#13	21.48	2.54	24.02	0.252	2.000	Pass

Test BW	Test Channel	Test Mode	Test RB (Size#Offset)	Conducted Output AV Power (dBm)	Antenna Gain (dBi)	EIRP (dBm)	EIRP (W)	Limit (W)	Verdict
LTE BAND 38									
			RB25#25	21.52	2.54	24.06	0.255	2.000	Pass
			RB50#0	21.5	2.54	24.04	0.254	2.000	Pass
		16-QAM	RB1#0	21.85	2.54	24.39	0.275	2.000	Pass
			RB1#25	22.1	2.54	24.64	0.291	2.000	Pass
			RB1#49	21.88	2.54	24.42	0.277	2.000	Pass
			RB25#0	20.61	2.54	23.15	0.207	2.000	Pass
			RB25#13	20.57	2.54	23.11	0.205	2.000	Pass
			RB25#25	20.58	2.54	23.12	0.205	2.000	Pass
			RB50#0	20.59	2.54	23.13	0.206	2.000	Pass
15 MHz	LCH	QPSK	RB1#0	22.5	2.54	25.04	0.319	2.000	Pass
			RB1#38	22.59	2.54	25.13	0.326	2.000	Pass
			RB1#74	22.49	2.54	25.03	0.318	2.000	Pass
			RB36#0	21.64	2.54	24.18	0.262	2.000	Pass
			RB36#19	21.6	2.54	24.14	0.259	2.000	Pass
			RB36#39	21.66	2.54	24.20	0.263	2.000	Pass
			RB75#0	21.66	2.54	24.20	0.263	2.000	Pass
		16-QAM	RB1#0	21.76	2.54	24.30	0.269	2.000	Pass
			RB1#38	21.81	2.54	24.35	0.272	2.000	Pass
			RB1#74	21.72	2.54	24.26	0.267	2.000	Pass
			RB36#0	20.61	2.54	23.15	0.207	2.000	Pass
			RB36#19	20.57	2.54	23.11	0.205	2.000	Pass
			RB36#39	20.61	2.54	23.15	0.207	2.000	Pass
			RB75#0	20.62	2.54	23.16	0.207	2.000	Pass
	MCH	QPSK	RB1#0	22.53	2.54	25.07	0.321	2.000	Pass
			RB1#38	22.58	2.54	25.12	0.325	2.000	Pass
			RB1#74	22.49	2.54	25.03	0.318	2.000	Pass
			RB36#0	21.61	2.54	24.15	0.260	2.000	Pass
			RB36#19	21.63	2.54	24.17	0.261	2.000	Pass
			RB36#39	21.64	2.54	24.18	0.262	2.000	Pass
			RB75#0	21.64	2.54	24.18	0.262	2.000	Pass
		16-QAM	RB1#0	21.87	2.54	24.41	0.276	2.000	Pass
			RB1#38	21.96	2.54	24.50	0.282	2.000	Pass
			RB1#74	21.86	2.54	24.40	0.275	2.000	Pass
			RB36#0	20.61	2.54	23.15	0.207	2.000	Pass
			RB36#19	20.59	2.54	23.13	0.206	2.000	Pass
			RB36#39	20.58	2.54	23.12	0.205	2.000	Pass
			RB75#0	20.61	2.54	23.15	0.207	2.000	Pass
	HCH	QPSK	RB1#0	22.46	2.54	25.00	0.316	2.000	Pass

Test BW	Test Channel	Test Mode	Test RB (Size#Offset)	Conducted Output AV Power (dBm)	Antenna Gain (dBi)	EIRP (dBm)	EIRP (W)	Limit (W)	Verdict
LTE BAND 38									
			RB1#38	22.57	2.54	25.11	0.324	2.000	Pass
			RB1#74	22.47	2.54	25.01	0.317	2.000	Pass
			RB36#0	21.58	2.54	24.12	0.258	2.000	Pass
			RB36#19	21.59	2.54	24.13	0.259	2.000	Pass
			RB36#39	21.53	2.54	24.07	0.255	2.000	Pass
			RB75#0	21.59	2.54	24.13	0.259	2.000	Pass
		16-QAM	RB1#0	21.72	2.54	24.26	0.267	2.000	Pass
			RB1#38	21.85	2.54	24.39	0.275	2.000	Pass
			RB1#74	21.73	2.54	24.27	0.267	2.000	Pass
			RB36#0	20.57	2.54	23.11	0.205	2.000	Pass
			RB36#19	20.56	2.54	23.10	0.204	2.000	Pass
			RB36#39	20.55	2.54	23.09	0.204	2.000	Pass
			RB75#0	20.58	2.54	23.12	0.205	2.000	Pass
20 MHz	LCH	QPSK	RB1#0	22.39	2.54	24.93	0.311	2.000	Pass
			RB1#50	**22.85**	2.54	25.39	0.346	2.000	Pass
			RB1#99	22.38	2.54	24.92	0.310	2.000	Pass
			RB50#0	21.57	2.54	24.11	0.258	2.000	Pass
			RB50#25	21.58	2.54	24.12	0.258	2.000	Pass
			RB50#50	21.57	2.54	24.11	0.258	2.000	Pass
			RB100#0	21.59	2.54	24.13	0.259	2.000	Pass
		16-QAM	RB1#0	21.64	2.54	24.18	0.262	2.000	Pass
			RB1#50	22.09	2.54	24.63	0.290	2.000	Pass
			RB1#99	21.64	2.54	24.18	0.262	2.000	Pass
			RB50#0	20.58	2.54	23.12	0.205	2.000	Pass
			RB50#25	20.6	2.54	23.14	0.206	2.000	Pass
			RB50#50	20.57	2.54	23.11	0.205	2.000	Pass
			RB100#0	20.6	2.54	23.14	0.206	2.000	Pass
	MCH	QPSK	RB1#0	22.37	2.54	24.91	0.310	2.000	Pass
			RB1#50	22.75	2.54	25.29	0.338	2.000	Pass
			RB1#99	22.32	2.54	24.86	0.306	2.000	Pass
			RB50#0	21.56	2.54	24.10	0.257	2.000	Pass
			RB50#25	21.61	2.54	24.15	0.260	2.000	Pass
			RB50#50	21.56	2.54	24.10	0.257	2.000	Pass
			RB100#0	21.54	2.54	24.08	0.256	2.000	Pass
		16-QAM	RB1#0	21.52	2.54	24.06	0.255	2.000	Pass
			RB1#50	21.92	2.54	24.46	0.279	2.000	Pass
			RB1#99	21.49	2.54	24.03	0.253	2.000	Pass
			RB50#0	20.56	2.54	23.10	0.204	2.000	Pass

Test BW	Test Channel	Test Mode	Test RB (Size#Offset)	Conducted Output AV Power (dBm)	Antenna Gain (dBi)	EIRP (dBm)	EIRP (W)	Limit (W)	Verdict
LTE BAND 38									
			RB50#25	20.61	2.54	23.15	0.207	2.000	Pass
			RB50#50	20.55	2.54	23.09	0.204	2.000	Pass
			RB100#0	20.57	2.54	23.11	0.205	2.000	Pass
	HCH	QPSK	RB1#0	22.37	2.54	24.91	0.310	2.000	Pass
			RB1#50	22.82	2.54	25.36	0.344	2.000	Pass
			RB1#99	22.37	2.54	24.91	0.310	2.000	Pass
			RB50#0	21.51	2.54	24.05	0.254	2.000	Pass
			RB50#25	21.55	2.54	24.09	0.256	2.000	Pass
			RB50#50	21.44	2.54	23.98	0.250	2.000	Pass
			RB100#0	21.5	2.54	24.04	0.254	2.000	Pass
		16-QAM	RB1#0	21.64	2.54	24.18	0.262	2.000	Pass
			RB1#50	22.13	2.54	24.67	0.293	2.000	Pass
			RB1#99	21.7	2.54	24.24	0.265	2.000	Pass
			RB50#0	20.59	2.54	23.13	0.206	2.000	Pass
			RB50#25	20.64	2.54	23.18	0.208	2.000	Pass
			RB50#50	20.52	2.54	23.06	0.202	2.000	Pass
			RB100#0	20.51	2.54	23.05	0.202	2.000	Pass

Test BW	Test Channel	Test Mode	Test RB (Size#Offset)	Conducted Output AV Power (dBm)	Antenna Gain (dBi)	EIRP (dBm)	EIRP (W)	Limit (W)	Verdict
LTE BAND 41									
5 MHz	LCH	QPSK	RB1#0	22.76	2.54	25.30	0.339	2.000	Pass
			RB1#13	22.87	2.54	25.41	0.348	2.000	Pass
			RB1#24	22.76	2.54	25.30	0.339	2.000	Pass
			RB12#0	21.88	2.54	24.42	0.277	2.000	Pass
			RB12#6	21.9	2.54	24.44	0.278	2.000	Pass
			RB12#13	21.89	2.54	24.43	0.277	2.000	Pass
			RB25#0	21.81	2.54	24.35	0.272	2.000	Pass
		16-QAM	RB1#0	21.94	2.54	24.48	0.281	2.000	Pass
			RB1#13	22.08	2.54	24.62	0.290	2.000	Pass
			RB1#24	21.97	2.54	24.51	0.282	2.000	Pass
			RB12#0	20.86	2.54	23.40	0.219	2.000	Pass
			RB12#6	20.96	2.54	23.50	0.224	2.000	Pass
			RB12#13	20.92	2.54	23.46	0.222	2.000	Pass
			RB25#0	20.86	2.54	23.40	0.219	2.000	Pass
	MCH	QPSK	RB1#0	22.67	2.54	25.21	0.332	2.000	Pass
			RB1#13	22.79	2.54	25.33	0.341	2.000	Pass
			RB1#24	22.68	2.54	25.22	0.333	2.000	Pass
			RB12#0	21.77	2.54	24.31	0.270	2.000	Pass
			RB12#6	21.73	2.54	24.27	0.267	2.000	Pass
			RB12#13	21.74	2.54	24.28	0.268	2.000	Pass
			RB25#0	21.76	2.54	24.30	0.269	2.000	Pass
		16-QAM	RB1#0	21.9	2.54	24.44	0.278	2.000	Pass
			RB1#13	22.06	2.54	24.60	0.288	2.000	Pass
			RB1#24	21.93	2.54	24.47	0.280	2.000	Pass
			RB12#0	20.67	2.54	23.21	0.209	2.000	Pass
			RB12#6	20.77	2.54	23.31	0.214	2.000	Pass
			RB12#13	20.68	2.54	23.22	0.210	2.000	Pass
			RB25#0	20.73	2.54	23.27	0.212	2.000	Pass
	HCH	QPSK	RB1#0	22.67	2.54	25.21	0.332	2.000	Pass
			RB1#13	22.83	2.54	25.37	0.344	2.000	Pass
			RB1#24	22.74	2.54	25.28	0.337	2.000	Pass
			RB12#0	21.74	2.54	24.28	0.268	2.000	Pass
			RB12#6	21.84	2.54	24.38	0.274	2.000	Pass
			RB12#13	21.8	2.54	24.34	0.272	2.000	Pass
			RB25#0	21.8	2.54	24.34	0.272	2.000	Pass
		16-QAM	RB1#0	22.01	2.54	24.55	0.285	2.000	Pass
			RB1#13	22.15	2.54	24.69	0.294	2.000	Pass

Test BW	Test Channel	Test Mode	Test RB (Size#Offset)	Conducted Output AV Power (dBm)	Antenna Gain (dBi)	EIRP (dBm)	EIRP (W)	Limit (W)	Verdict
LTE BAND 41									
			RB1#24	22.04	2.54	24.58	0.287	2.000	Pass
			RB12#0	20.79	2.54	23.33	0.215	2.000	Pass
			RB12#6	20.9	2.54	23.44	0.221	2.000	Pass
			RB12#13	20.84	2.54	23.38	0.218	2.000	Pass
			RB25#0	20.76	2.54	23.30	0.214	2.000	Pass
10 MHz	LCH	QPSK	RB1#0	22.82	2.54	25.36	0.344	2.000	Pass
			RB1#25	**23.11**	2.54	25.65	0.367	2.000	Pass
			RB1#49	22.81	2.54	25.35	0.343	2.000	Pass
			RB25#0	21.83	2.54	24.37	0.274	2.000	Pass
			RB25#13	21.91	2.54	24.45	0.279	2.000	Pass
			RB25#25	21.93	2.54	24.47	0.280	2.000	Pass
			RB50#0	21.9	2.54	24.44	0.278	2.000	Pass
		16-QAM	RB1#0	22.05	2.54	24.59	0.288	2.000	Pass
			RB1#25	22.35	2.54	24.89	0.308	2.000	Pass
			RB1#49	22.06	2.54	24.60	0.288	2.000	Pass
			RB25#0	20.88	2.54	23.42	0.220	2.000	Pass
			RB25#13	20.96	2.54	23.50	0.224	2.000	Pass
			RB25#25	20.95	2.54	23.49	0.223	2.000	Pass
			RB50#0	20.92	2.54	23.46	0.222	2.000	Pass
	MCH	QPSK	RB1#0	22.78	2.54	25.32	0.340	2.000	Pass
			RB1#25	23.07	2.54	25.61	0.364	2.000	Pass
			RB1#49	22.78	2.54	25.32	0.340	2.000	Pass
			RB25#0	21.72	2.54	24.26	0.267	2.000	Pass
			RB25#13	21.78	2.54	24.32	0.270	2.000	Pass
			RB25#25	21.82	2.54	24.36	0.273	2.000	Pass
			RB50#0	21.79	2.54	24.33	0.271	2.000	Pass
		16-QAM	RB1#0	22.15	2.54	24.69	0.294	2.000	Pass
			RB1#25	22.42	2.54	24.96	0.313	2.000	Pass
			RB1#49	22.13	2.54	24.67	0.293	2.000	Pass
			RB25#0	20.82	2.54	23.36	0.217	2.000	Pass
			RB25#13	20.81	2.54	23.35	0.216	2.000	Pass
			RB25#25	20.83	2.54	23.37	0.217	2.000	Pass
			RB50#0	20.84	2.54	23.38	0.218	2.000	Pass
	HCH	QPSK	RB1#0	22.7	2.54	25.24	0.334	2.000	Pass
			RB1#25	23.06	2.54	25.60	0.363	2.000	Pass
			RB1#49	22.82	2.54	25.36	0.344	2.000	Pass
			RB25#0	21.74	2.54	24.28	0.268	2.000	Pass
			RB25#13	21.78	2.54	24.32	0.270	2.000	Pass

Test BW	Test Channel	Test Mode	Test RB (Size#Offset)	Conducted Output AV Power (dBm)	Antenna Gain (dBi)	EIRP (dBm)	EIRP (W)	Limit (W)	Verdict
LTE BAND 41									
			RB25#25	21.87	2.54	24.41	0.276	2.000	Pass
			RB50#0	21.8	2.54	24.34	0.272	2.000	Pass
		16-QAM	RB1#0	22.02	2.54	24.56	0.286	2.000	Pass
			RB1#25	22.37	2.54	24.91	0.310	2.000	Pass
			RB1#49	22.16	2.54	24.70	0.295	2.000	Pass
			RB25#0	20.8	2.54	23.34	0.216	2.000	Pass
			RB25#13	20.81	2.54	23.35	0.216	2.000	Pass
			RB25#25	20.87	2.54	23.41	0.219	2.000	Pass
			RB50#0	20.77	2.54	23.31	0.214	2.000	Pass
15 MHz	LCH	QPSK	RB1#0	22.79	2.54	25.33	0.341	2.000	Pass
			RB1#38	22.87	2.54	25.41	0.348	2.000	Pass
			RB1#74	22.8	2.54	25.34	0.342	2.000	Pass
			RB36#0	21.9	2.54	24.44	0.278	2.000	Pass
			RB36#19	21.93	2.54	24.47	0.280	2.000	Pass
			RB36#39	21.93	2.54	24.47	0.280	2.000	Pass
			RB75#0	21.91	2.54	24.45	0.279	2.000	Pass
		16-QAM	RB1#0	22	2.54	24.54	0.284	2.000	Pass
			RB1#38	22.12	2.54	24.66	0.292	2.000	Pass
			RB1#74	21.98	2.54	24.52	0.283	2.000	Pass
			RB36#0	20.85	2.54	23.39	0.218	2.000	Pass
			RB36#19	20.87	2.54	23.41	0.219	2.000	Pass
			RB36#39	20.91	2.54	23.45	0.221	2.000	Pass
			RB75#0	20.9	2.54	23.44	0.221	2.000	Pass
	MCH	QPSK	RB1#0	22.77	2.54	25.31	0.340	2.000	Pass
			RB1#38	22.8	2.54	25.34	0.342	2.000	Pass
			RB1#74	22.72	2.54	25.26	0.336	2.000	Pass
			RB36#0	21.79	2.54	24.33	0.271	2.000	Pass
			RB36#19	21.84	2.54	24.38	0.274	2.000	Pass
			RB36#39	21.87	2.54	24.41	0.276	2.000	Pass
			RB75#0	21.87	2.54	24.41	0.276	2.000	Pass
		16-QAM	RB1#0	22.12	2.54	24.66	0.292	2.000	Pass
			RB1#38	22.17	2.54	24.71	0.296	2.000	Pass
			RB1#74	22.09	2.54	24.63	0.290	2.000	Pass
			RB36#0	20.76	2.54	23.30	0.214	2.000	Pass
			RB36#19	20.76	2.54	23.30	0.214	2.000	Pass
			RB36#39	20.75	2.54	23.29	0.213	2.000	Pass
			RB75#0	20.81	2.54	23.35	0.216	2.000	Pass
	HCH	QPSK	RB1#0	22.66	2.54	25.20	0.331	2.000	Pass

Test BW	Test Channel	Test Mode	Test RB (Size#Offset)	Conducted Output AV Power (dBm)	Antenna Gain (dBi)	EIRP (dBm)	EIRP (W)	Limit (W)	Verdict
LTE BAND 41									
			RB1#38	22.76	2.54	25.30	0.339	2.000	Pass
			RB1#74	22.76	2.54	25.30	0.339	2.000	Pass
			RB36#0	21.72	2.54	24.26	0.267	2.000	Pass
			RB36#19	21.77	2.54	24.31	0.270	2.000	Pass
			RB36#39	21.82	2.54	24.36	0.273	2.000	Pass
			RB75#0	21.78	2.54	24.32	0.270	2.000	Pass
		16-QAM	RB1#0	21.92	2.54	24.46	0.279	2.000	Pass
			RB1#38	22.02	2.54	24.56	0.286	2.000	Pass
			RB1#74	22.03	2.54	24.57	0.286	2.000	Pass
			RB36#0	20.67	2.54	23.21	0.209	2.000	Pass
			RB36#19	20.76	2.54	23.30	0.214	2.000	Pass
			RB36#39	20.79	2.54	23.33	0.215	2.000	Pass
			RB75#0	20.77	2.54	23.31	0.214	2.000	Pass
20 MHz	LCH	QPSK	RB1#0	22.69	2.54	25.23	0.333	2.000	Pass
			RB1#50	23.1	2.54	25.64	0.366	2.000	Pass
			RB1#99	22.73	2.54	25.27	0.337	2.000	Pass
			RB50#0	21.75	2.54	24.29	0.269	2.000	Pass
			RB50#25	21.85	2.54	24.39	0.275	2.000	Pass
			RB50#50	21.93	2.54	24.47	0.280	2.000	Pass
			RB100#0	21.83	2.54	24.37	0.274	2.000	Pass
		16-QAM	RB1#0	21.91	2.54	24.45	0.279	2.000	Pass
			RB1#50	22.32	2.54	24.86	0.306	2.000	Pass
			RB1#99	21.95	2.54	24.49	0.281	2.000	Pass
			RB50#0	20.75	2.54	23.29	0.213	2.000	Pass
			RB50#25	20.86	2.54	23.40	0.219	2.000	Pass
			RB50#50	20.94	2.54	23.48	0.223	2.000	Pass
			RB100#0	20.86	2.54	23.40	0.219	2.000	Pass
	MCH	QPSK	RB1#0	22.54	2.54	25.08	0.322	2.000	Pass
			RB1#50	22.98	2.54	25.52	0.356	2.000	Pass
			RB1#99	22.55	2.54	25.09	0.323	2.000	Pass
			RB50#0	21.76	2.54	24.30	0.269	2.000	Pass
			RB50#25	21.8	2.54	24.34	0.272	2.000	Pass
			RB50#50	21.72	2.54	24.26	0.267	2.000	Pass
			RB100#0	21.74	2.54	24.28	0.268	2.000	Pass
		16-QAM	RB1#0	21.7	2.54	24.24	0.265	2.000	Pass
			RB1#50	22.1	2.54	24.64	0.291	2.000	Pass
			RB1#99	21.71	2.54	24.25	0.266	2.000	Pass
			RB50#0	20.74	2.54	23.28	0.213	2.000	Pass

Test BW	Test Channel	Test Mode	Test RB (Size#Offset)	Conducted Output AV Power (dBm)	Antenna Gain (dBi)	EIRP (dBm)	EIRP (W)	Limit (W)	Verdict
LTE BAND 41									
			RB50#25	20.77	2.54	23.31	0.214	2.000	Pass
			RB50#50	20.76	2.54	23.30	0.214	2.000	Pass
			RB100#0	20.76	2.54	23.30	0.214	2.000	Pass
	HCH	QPSK	RB1#0	22.57	2.54	25.11	0.324	2.000	Pass
			RB1#50	23.02	2.54	25.56	0.360	2.000	Pass
			RB1#99	22.7	2.54	25.24	0.334	2.000	Pass
			RB50#0	21.63	2.54	24.17	0.261	2.000	Pass
			RB50#25	21.7	2.54	24.24	0.265	2.000	Pass
			RB50#50	21.77	2.54	24.31	0.270	2.000	Pass
			RB100#0	21.69	2.54	24.23	0.265	2.000	Pass
		16-QAM	RB1#0	21.88	2.54	24.42	0.277	2.000	Pass
			RB1#50	22.33	2.54	24.87	0.307	2.000	Pass
			RB1#99	22.04	2.54	24.58	0.287	2.000	Pass
			RB50#0	20.67	2.54	23.21	0.209	2.000	Pass
			RB50#25	20.74	2.54	23.28	0.213	2.000	Pass
			RB50#50	20.81	2.54	23.35	0.216	2.000	Pass
			RB100#0	20.68	2.54	23.22	0.210	2.000	Pass

Test BW	Test Channel	Test Mode	Test RB (Size#Offset)	Conducted Output AV Power (dBm)	Antenna Gain (dBi)	EIRP (dBm)	EIRP (W)	Limit (W)	Verdict
LTE BAND 66									
1.4 MHz	LCH	QPSK	RB1#0	22.53	1.72	24.25	0.266	1.000	Pass
			RB1#3	22.8	1.72	24.52	0.283	1.000	Pass
			RB1#5	22.56	1.72	24.28	0.268	1.000	Pass
			RB3#0	22.67	1.72	24.39	0.275	1.000	Pass
			RB3#2	22.69	1.72	24.41	0.276	1.000	Pass
			RB3#3	22.69	1.72	24.41	0.276	1.000	Pass
			RB6#0	21.59	1.72	23.31	0.214	1.000	Pass
		16-QcAM	RB1#0	21.59	1.72	23.31	0.214	1.000	Pass
			RB1#3	21.78	1.72	23.50	0.224	1.000	Pass
			RB1#5	21.64	1.72	23.36	0.217	1.000	Pass
			RB3#0	21.82	1.72	23.54	0.226	1.000	Pass
			RB3#2	21.83	1.72	23.55	0.226	1.000	Pass
			RB3#3	21.83	1.72	23.55	0.226	1.000	Pass
			RB6#0	20.84	1.72	22.56	0.180	1.000	Pass
	MCH	QPSK	RB1#0	22.56	1.72	24.28	0.268	1.000	Pass
			RB1#3	22.7	1.72	24.42	0.277	1.000	Pass
			RB1#5	22.55	1.72	24.27	0.267	1.000	Pass
			RB3#0	22.62	1.72	24.34	0.272	1.000	Pass
			RB3#2	22.66	1.72	24.38	0.274	1.000	Pass
			RB3#3	22.68	1.72	24.40	0.275	1.000	Pass
			RB6#0	21.6	1.72	23.32	0.215	1.000	Pass
		16-QAM	RB1#0	21.68	1.72	23.40	0.219	1.000	Pass
			RB1#3	21.84	1.72	23.56	0.227	1.000	Pass
			RB1#5	21.65	1.72	23.37	0.217	1.000	Pass
			RB3#0	21.64	1.72	23.36	0.217	1.000	Pass
			RB3#2	21.67	1.72	23.39	0.218	1.000	Pass
			RB3#3	21.64	1.72	23.36	0.217	1.000	Pass
			RB6#0	20.85	1.72	22.57	0.181	1.000	Pass
	HCH	QPSK	RB1#0	22.62	1.72	24.34	0.272	1.000	Pass
			RB1#3	22.77	1.72	24.49	0.281	1.000	Pass
			RB1#5	22.6	1.72	24.32	0.270	1.000	Pass
			RB3#0	22.68	1.72	24.40	0.275	1.000	Pass
			RB3#2	22.72	1.72	24.44	0.278	1.000	Pass
			RB3#3	22.71	1.72	24.43	0.277	1.000	Pass
			RB6#0	21.64	1.72	23.36	0.217	1.000	Pass
		16-QAM	RB1#0	21.96	1.72	23.68	0.233	1.000	Pass
			RB1#3	22.15	1.72	23.87	0.244	1.000	Pass

Test BW	Test Channel	Test Mode	Test RB (Size#Offset)	Conducted Output AV Power (dBm)	Antenna Gain (dBi)	EIRP (dBm)	EIRP (W)	Limit (W)	Verdict
LTE BAND 66									
			RB1#5	21.97	1.72	23.69	0.234	1.000	Pass
			RB3#0	21.89	1.72	23.61	0.230	1.000	Pass
			RB3#2	21.94	1.72	23.66	0.232	1.000	Pass
			RB3#3	21.84	1.72	23.56	0.227	1.000	Pass
			RB6#0	20.63	1.72	22.35	0.172	1.000	Pass
3 MHz	LCH	QPSK	RB1#0	22.58	1.72	24.30	0.269	1.000	Pass
			RB1#7	22.63	1.72	24.35	0.272	1.000	Pass
			RB1#14	22.63	1.72	24.35	0.272	1.000	Pass
			RB8#0	21.65	1.72	23.37	0.217	1.000	Pass
			RB8#4	21.67	1.72	23.39	0.218	1.000	Pass
			RB8#7	21.66	1.72	23.38	0.218	1.000	Pass
			RB15#0	21.63	1.72	23.35	0.216	1.000	Pass
		16-QAM	RB1#0	21.52	1.72	23.24	0.211	1.000	Pass
			RB1#7	21.56	1.72	23.28	0.213	1.000	Pass
			RB1#14	21.52	1.72	23.24	0.211	1.000	Pass
			RB8#0	20.83	1.72	22.55	0.180	1.000	Pass
			RB8#4	20.83	1.72	22.55	0.180	1.000	Pass
			RB8#7	20.86	1.72	22.58	0.181	1.000	Pass
			RB15#0	20.75	1.72	22.47	0.177	1.000	Pass
	MCH	QPSK	RB1#0	22.59	1.72	24.31	0.270	1.000	Pass
			RB1#7	22.63	1.72	24.35	0.272	1.000	Pass
			RB1#14	22.59	1.72	24.31	0.270	1.000	Pass
			RB8#0	21.61	1.72	23.33	0.215	1.000	Pass
			RB8#4	21.68	1.72	23.40	0.219	1.000	Pass
			RB8#7	21.61	1.72	23.33	0.215	1.000	Pass
			RB15#0	21.6	1.72	23.32	0.215	1.000	Pass
		16-QAM	RB1#0	21.99	1.72	23.71	0.235	1.000	Pass
			RB1#7	22	1.72	23.72	0.236	1.000	Pass
			RB1#14	21.95	1.72	23.67	0.233	1.000	Pass
			RB8#0	20.76	1.72	22.48	0.177	1.000	Pass
			RB8#4	20.83	1.72	22.55	0.180	1.000	Pass
			RB8#7	20.75	1.72	22.47	0.177	1.000	Pass
			RB15#0	20.73	1.72	22.45	0.176	1.000	Pass
	HCH	QPSK	RB1#0	22.66	1.72	24.38	0.274	1.000	Pass
			RB1#7	22.74	1.72	24.46	0.279	1.000	Pass
			RB1#14	22.64	1.72	24.36	0.273	1.000	Pass
			RB8#0	21.71	1.72	23.43	0.220	1.000	Pass
			RB8#4	21.7	1.72	23.42	0.220	1.000	Pass

Test BW	Test Channel	Test Mode	Test RB (Size#Offset)	Conducted Output AV Power (dBm)	Antenna Gain (dBi)	EIRP (dBm)	EIRP (W)	Limit (W)	Verdict
LTE BAND 66									
			RB8#7	21.65	1.72	23.37	0.217	1.000	Pass
			RB15#0	21.68	1.72	23.40	0.219	1.000	Pass
		16-QAM	RB1#0	21.72	1.72	23.44	0.221	1.000	Pass
			RB1#7	21.71	1.72	23.43	0.220	1.000	Pass
			RB1#14	21.66	1.72	23.38	0.218	1.000	Pass
			RB8#0	20.81	1.72	22.53	0.179	1.000	Pass
			RB8#4	20.82	1.72	22.54	0.179	1.000	Pass
			RB8#7	20.76	1.72	22.48	0.177	1.000	Pass
			RB15#0	20.72	1.72	22.44	0.175	1.000	Pass
5 MHz	LCH	QPSK	RB1#0	22.51	1.72	24.23	0.265	1.000	Pass
			RB1#13	22.69	1.72	24.41	0.276	1.000	Pass
			RB1#24	22.6	1.72	24.32	0.270	1.000	Pass
			RB12#0	21.63	1.72	23.35	0.216	1.000	Pass
			RB12#6	21.76	1.72	23.48	0.223	1.000	Pass
			RB12#13	21.66	1.72	23.38	0.218	1.000	Pass
			RB25#0	21.64	1.72	23.36	0.217	1.000	Pass
		16-QAM	RB1#0	21.68	1.72	23.40	0.219	1.000	Pass
			RB1#13	21.88	1.72	23.60	0.229	1.000	Pass
			RB1#24	21.74	1.72	23.46	0.222	1.000	Pass
			RB12#0	20.79	1.72	22.51	0.178	1.000	Pass
			RB12#6	20.85	1.72	22.57	0.181	1.000	Pass
			RB12#13	20.82	1.72	22.54	0.179	1.000	Pass
			RB25#0	20.77	1.72	22.49	0.177	1.000	Pass
	MCH	QPSK	RB1#0	22.51	1.72	24.23	0.265	1.000	Pass
			RB1#13	22.65	1.72	24.37	0.274	1.000	Pass
			RB1#24	22.56	1.72	24.28	0.268	1.000	Pass
			RB12#0	21.6	1.72	23.32	0.215	1.000	Pass
			RB12#6	21.68	1.72	23.40	0.219	1.000	Pass
			RB12#13	21.62	1.72	23.34	0.216	1.000	Pass
			RB25#0	21.59	1.72	23.31	0.214	1.000	Pass
		16-QAM	RB1#0	22.05	1.72	23.77	0.238	1.000	Pass
			RB1#13	22.15	1.72	23.87	0.244	1.000	Pass
			RB1#24	22.03	1.72	23.75	0.237	1.000	Pass
			RB12#0	20.78	1.72	22.50	0.178	1.000	Pass
			RB12#6	20.88	1.72	22.60	0.182	1.000	Pass
			RB12#13	20.83	1.72	22.55	0.180	1.000	Pass
			RB25#0	20.75	1.72	22.47	0.177	1.000	Pass
	HCH	QPSK	RB1#0	22.54	1.72	24.26	0.267	1.000	Pass

Test BW	Test Channel	Test Mode	Test RB (Size#Offset)	Conducted Output AV Power (dBm)	Antenna Gain (dBi)	EIRP (dBm)	EIRP (W)	Limit (W)	Verdict
LTE BAND 66									
			RB1#13	22.7	1.72	24.42	0.277	1.000	Pass
			RB1#24	22.57	1.72	24.29	0.269	1.000	Pass
			RB12#0	21.68	1.72	23.40	0.219	1.000	Pass
			RB12#6	21.75	1.72	23.47	0.222	1.000	Pass
			RB12#13	21.67	1.72	23.39	0.218	1.000	Pass
			RB25#0	21.66	1.72	23.38	0.218	1.000	Pass
		16-QAM	RB1#0	21.66	1.72	23.38	0.218	1.000	Pass
			RB1#13	21.82	1.72	23.54	0.226	1.000	Pass
			RB1#24	21.71	1.72	23.43	0.220	1.000	Pass
			RB12#0	20.82	1.72	22.54	0.179	1.000	Pass
			RB12#6	20.87	1.72	22.59	0.182	1.000	Pass
			RB12#13	20.76	1.72	22.48	0.177	1.000	Pass
			RB25#0	20.73	1.72	22.45	0.176	1.000	Pass
10 MHz	LCH	QPSK	RB1#0	22.59	1.72	24.31	0.270	1.000	Pass
			RB1#25	22.81	1.72	24.53	0.284	1.000	Pass
			RB1#49	22.65	1.72	24.37	0.274	1.000	Pass
			RB25#0	21.67	1.72	23.39	0.218	1.000	Pass
			RB25#13	21.75	1.72	23.47	0.222	1.000	Pass
			RB25#25	21.78	1.72	23.50	0.224	1.000	Pass
			RB50#0	21.72	1.72	23.44	0.221	1.000	Pass
		16-QAM	RB1#0	21.57	1.72	23.29	0.213	1.000	Pass
			RB1#25	21.75	1.72	23.47	0.222	1.000	Pass
			RB1#49	21.57	1.72	23.29	0.213	1.000	Pass
			RB25#0	20.78	1.72	22.50	0.178	1.000	Pass
			RB25#13	20.83	1.72	22.55	0.180	1.000	Pass
			RB25#25	20.91	1.72	22.63	0.183	1.000	Pass
			RB50#0	20.84	1.72	22.56	0.180	1.000	Pass
	MCH	QPSK	RB1#0	22.61	1.72	24.33	0.271	1.000	Pass
			RB1#25	22.78	1.72	24.50	0.282	1.000	Pass
			RB1#49	22.6	1.72	24.32	0.270	1.000	Pass
			RB25#0	21.64	1.72	23.36	0.217	1.000	Pass
			RB25#13	21.65	1.72	23.37	0.217	1.000	Pass
			RB25#25	21.67	1.72	23.39	0.218	1.000	Pass
			RB50#0	21.68	1.72	23.40	0.219	1.000	Pass
		16-QAM	RB1#0	21.98	1.72	23.70	0.234	1.000	Pass
			RB1#25	22.09	1.72	23.81	0.240	1.000	Pass
			RB1#49	21.95	1.72	23.67	0.233	1.000	Pass
			RB25#0	20.78	1.72	22.50	0.178	1.000	Pass

Test BW	Test Channel	Test Mode	Test RB (Size#Offset)	Conducted Output AV Power (dBm)	Antenna Gain (dBi)	EIRP (dBm)	EIRP (W)	Limit (W)	Verdict
LTE BAND 66									
			RB25#13	20.73	1.72	22.45	0.176	1.000	Pass
			RB25#25	20.77	1.72	22.49	0.177	1.000	Pass
			RB50#0	20.78	1.72	22.50	0.178	1.000	Pass
	HCH	QPSK	RB1#0	22.67	1.72	24.39	0.275	1.000	Pass
			RB1#25	22.83	1.72	24.55	0.285	1.000	Pass
			RB1#49	22.69	1.72	24.41	0.276	1.000	Pass
			RB25#0	21.74	1.72	23.46	0.222	1.000	Pass
			RB25#13	21.67	1.72	23.39	0.218	1.000	Pass
			RB25#25	21.7	1.72	23.42	0.220	1.000	Pass
			RB50#0	21.74	1.72	23.46	0.222	1.000	Pass
		16-QAM	RB1#0	21.71	1.72	23.43	0.220	1.000	Pass
			RB1#25	21.8	1.72	23.52	0.225	1.000	Pass
			RB1#49	21.68	1.72	23.40	0.219	1.000	Pass
			RB25#0	20.92	1.72	22.64	0.184	1.000	Pass
			RB25#13	20.82	1.72	22.54	0.179	1.000	Pass
			RB25#25	20.85	1.72	22.57	0.181	1.000	Pass
			RB50#0	20.82	1.72	22.54	0.179	1.000	Pass
15 MHz	LCH	QPSK	RB1#0	22.49	1.72	24.21	0.264	1.000	Pass
			RB1#38	22.64	1.72	24.36	0.273	1.000	Pass
			RB1#74	22.56	1.72	24.28	0.268	1.000	Pass
			RB36#0	21.76	1.72	23.48	0.223	1.000	Pass
			RB36#19	21.78	1.72	23.50	0.224	1.000	Pass
			RB36#39	21.76	1.72	23.48	0.223	1.000	Pass
			RB75#0	21.74	1.72	23.46	0.222	1.000	Pass
		16-QAM	RB1#0	21.45	1.72	23.17	0.207	1.000	Pass
			RB1#38	21.6	1.72	23.32	0.215	1.000	Pass
			RB1#74	21.53	1.72	23.25	0.211	1.000	Pass
			RB36#0	20.71	1.72	22.43	0.175	1.000	Pass
			RB36#19	20.77	1.72	22.49	0.177	1.000	Pass
			RB36#39	20.77	1.72	22.49	0.177	1.000	Pass
			RB75#0	20.78	1.72	22.50	0.178	1.000	Pass
	MCH	QPSK	RB1#0	22.55	1.72	24.27	0.267	1.000	Pass
			RB1#38	22.65	1.72	24.37	0.274	1.000	Pass
			RB1#74	22.53	1.72	24.25	0.266	1.000	Pass
			RB36#0	21.68	1.72	23.40	0.219	1.000	Pass
			RB36#19	21.71	1.72	23.43	0.220	1.000	Pass
			RB36#39	21.72	1.72	23.44	0.221	1.000	Pass
			RB75#0	21.7	1.72	23.42	0.220	1.000	Pass

Test BW	Test Channel	Test Mode	Test RB (Size#Offset)	Conducted Output AV Power (dBm)	Antenna Gain (dBi)	EIRP (dBm)	EIRP (W)	Limit (W)	Verdict
LTE BAND 66									
		16-QAM	RB1#0	21.92	1.72	23.64	0.231	1.000	Pass
			RB1#38	21.99	1.72	23.71	0.235	1.000	Pass
			RB1#74	21.91	1.72	23.63	0.231	1.000	Pass
			RB36#0	20.76	1.72	22.48	0.177	1.000	Pass
			RB36#19	20.75	1.72	22.47	0.177	1.000	Pass
			RB36#39	20.76	1.72	22.48	0.177	1.000	Pass
			RB75#0	20.74	1.72	22.46	0.176	1.000	Pass
	HCH	QPSK	RB1#0	22.57	1.72	24.29	0.269	1.000	Pass
			RB1#38	22.7	1.72	24.42	0.277	1.000	Pass
			RB1#74	22.58	1.72	24.30	0.269	1.000	Pass
			RB36#0	21.79	1.72	23.51	0.224	1.000	Pass
			RB36#19	21.74	1.72	23.46	0.222	1.000	Pass
			RB36#39	21.73	1.72	23.45	0.221	1.000	Pass
			RB75#0	21.73	1.72	23.45	0.221	1.000	Pass
		16-QAM	RB1#0	22.02	1.72	23.74	0.237	1.000	Pass
			RB1#38	22.13	1.72	23.85	0.243	1.000	Pass
			RB1#74	22.02	1.72	23.74	0.237	1.000	Pass
			RB36#0	20.78	1.72	22.50	0.178	1.000	Pass
			RB36#19	20.73	1.72	22.45	0.176	1.000	Pass
			RB36#39	20.76	1.72	22.48	0.177	1.000	Pass
			RB75#0	20.74	1.72	22.46	0.176	1.000	Pass
20 MHz	LCH	QPSK	RB1#0	22.39	1.72	24.11	0.258	1.000	Pass
			RB1#50	**22.86**	1.72	24.58	0.287	1.000	Pass
			RB1#99	22.46	1.72	24.18	0.262	1.000	Pass
			RB50#0	21.65	1.72	23.37	0.217	1.000	Pass
			RB50#25	21.71	1.72	23.43	0.220	1.000	Pass
			RB50#50	21.68	1.72	23.40	0.219	1.000	Pass
			RB100#0	21.65	1.72	23.37	0.217	1.000	Pass
		16-QAM	RB1#0	21.92	1.72	23.64	0.231	1.000	Pass
			RB1#50	22.32	1.72	24.04	0.254	1.000	Pass
			RB1#99	22.01	1.72	23.73	0.236	1.000	Pass
			RB50#0	20.77	1.72	22.49	0.177	1.000	Pass
			RB50#25	20.8	1.72	22.52	0.179	1.000	Pass
			RB50#50	20.79	1.72	22.51	0.178	1.000	Pass
			RB100#0	20.81	1.72	22.53	0.179	1.000	Pass
	MCH	QPSK	RB1#0	22.45	1.72	24.17	0.261	1.000	Pass
			RB1#50	22.77	1.72	24.49	0.281	1.000	Pass
			RB1#99	22.45	1.72	24.17	0.261	1.000	Pass

Test BW	Test Channel	Test Mode	Test RB (Size#Offset)	Conducted Output AV Power (dBm)	Antenna Gain (dBi)	EIRP (dBm)	EIRP (W)	Limit (W)	Verdict
LTE BAND 66									
			RB50#0	21.68	1.72	23.40	0.219	1.000	Pass
			RB50#25	21.66	1.72	23.38	0.218	1.000	Pass
			RB50#50	21.62	1.72	23.34	0.216	1.000	Pass
			RB100#0	21.64	1.72	23.36	0.217	1.000	Pass
		16-QAM	RB1#0	21.9	1.72	23.62	0.230	1.000	Pass
			RB1#50	22.2	1.72	23.92	0.247	1.000	Pass
			RB1#99	21.86	1.72	23.58	0.228	1.000	Pass
			RB50#0	20.76	1.72	22.48	0.177	1.000	Pass
			RB50#25	20.73	1.72	22.45	0.176	1.000	Pass
			RB50#50	20.74	1.72	22.46	0.176	1.000	Pass
			RB100#0	20.74	1.72	22.46	0.176	1.000	Pass
	HCH	QPSK	RB1#0	22.37	1.72	24.09	0.256	1.000	Pass
			RB1#50	22.77	1.72	24.49	0.281	1.000	Pass
			RB1#99	22.45	1.72	24.17	0.261	1.000	Pass
			RB50#0	21.78	1.72	23.50	0.224	1.000	Pass
			RB50#25	21.68	1.72	23.40	0.219	1.000	Pass
			RB50#50	21.62	1.72	23.34	0.216	1.000	Pass
			RB100#0	21.7	1.72	23.42	0.220	1.000	Pass
		16-QAM	RB1#0	21.82	1.72	23.54	0.226	1.000	Pass
			RB1#50	22.26	1.72	23.98	0.250	1.000	Pass
			RB1#99	21.91	1.72	23.63	0.231	1.000	Pass
			RB50#0	20.8	1.72	22.52	0.179	1.000	Pass
			RB50#25	20.77	1.72	22.49	0.177	1.000	Pass
			RB50#50	20.72	1.72	22.44	0.175	1.000	Pass
			RB100#0	20.77	1.72	22.49	0.177	1.000	Pass

A.2 Peak to Average Ratio

Note 1: For average power technique, the peak-to-average ratio (PAR) of the transmission may not exceed 13 dB. For GSM, GPRS and EGPRS, there are peak power to demonstrate compliance, PAR measurements are not required.

Note 2: Test plots please refer to the document "Annex No.: BL-SH2530222-501 Data Part 1.pdf".

WCDMA Mode Test Data

Test Band	Test Channel	Peak to Average Ratio (dB)	Limit (dB)	Refer to Plot[Note2]	Verdict
Band 2	LCH	2.91	13	1.1	Pass
	MCH	2.91	13	1.2	Pass
	HCH	2.95	13	1.3	Pass
Band 4	LCH	2.86	13	2.1	Pass
	MCH	2.91	13	2.2	Pass
	HCH	2.81	13	2.3	Pass
Band 5	LCH	2.86	13	3.1	Pass
	MCH	3.05	13	3.2	Pass
	HCH	3	13	3.3	Pass

LTE Mode Test Data

Test Band	Test Bandwidth	Test Channel	Test Mode	Test RB (Size#Offset)	Peak to Average Ratio (dB)	Limit (dB)	Refer to Plot[Note2]	Verdict
LTE Band 2	20 MHz	LCH	QPSK	RB1#0	4.69	13	4.1	Pass
				RB100#0	5.39	13	4.2	Pass
			16-QAM	RB1#0	5.81	13	4.3	Pass
				RB100#0	6.33	13	4.4	Pass
		MCH	QPSK	RB1#0	3.42	13	4.5	Pass
				RB100#0	5.2	13	4.6	Pass
			16-QAM	RB1#0	5.02	13	4.7	Pass
				RB100#0	6.28	13	4.8	Pass
		HCH	QPSK	RB1#0	6	13	4.9	Pass
				RB100#0	5.25	13	4.10	Pass
			16-QAM	RB1#0	7.17	13	4.11	Pass
				RB100#0	6.14	13	4.12	Pass
LTE Band 4	20 MHz	LCH	QPSK	RB1#0	5.2	13	5.1	Pass
				RB100#0	5.48	13	5.2	Pass
			16-QAM	RB1#0	5.34	13	5.3	Pass
				RB100#0	6.09	13	5.4	Pass
		MCH	QPSK	RB1#0	5.48	13	5.5	Pass
				RB100#0	5.72	13	5.6	Pass
			16-QAM	RB1#0	5.81	13	5.7	Pass

Test Band	Test Bandwidth	Test Channel	Test Mode	Test RB (Size#Offset)	Peak to Average Ratio (dB)	Limit (dB)	Refer to Plot[Note2]	Verdict
				RB100#0	6.28	13	5.8	Pass
		HCH	QPSK	RB1#0	5.77	13	5.9	Pass
				RB100#0	5.67	13	5.10	Pass
			16-QAM	RB1#0	6.37	13	5.11	Pass
				RB100#0	6.14	13	5.12	Pass
LTE Band 5	10 MHz	LCH	QPSK	RB1#0	3.89	13	6.1	Pass
				RB50#0	5.3	13	6.2	Pass
			16-QAM	RB1#0	4.73	13	6.3	Pass
				RB50#0	6.05	13	6.4	Pass
		MCH	QPSK	RB1#0	4.03	13	6.5	Pass
				RB50#0	5.48	13	6.6	Pass
			16-QAM	RB1#0	5.02	13	6.7	Pass
				RB50#0	6.23	13	6.8	Pass
		HCH	QPSK	RB1#0	4.45	13	6.9	Pass
				RB50#0	5.39	13	6.10	Pass
			16-QAM	RB1#0	5.25	13	6.11	Pass
				RB50#0	6.28	13	6.12	Pass
LTE Band 7	20 MHz	LCH	QPSK	RB1#0	5.16	13	7.1	Pass
				RB100#0	5.62	13	7.2	Pass
			16-QAM	RB1#0	5.91	13	7.3	Pass
				RB100#0	6.47	13	7.4	Pass
		MCH	QPSK	RB1#0	5.34	13	7.5	Pass
				RB100#0	5.58	13	7.6	Pass
			16-QAM	RB1#0	6.28	13	7.7	Pass
				RB100#0	6.47	13	7.8	Pass
		HCH	QPSK	RB1#0	5.58	13	7.9	Pass
				RB100#0	5.72	13	7.10	Pass
			16-QAM	RB1#0	6.98	13	7.11	Pass
				RB100#0	6.52	13	7.12	Pass
LTE Band 12	10 MHz	LCH	QPSK	RB1#0	3.7	13	8.1	Pass
				RB50#0	5.16	13	8.2	Pass
			16-QAM	RB1#0	4.59	13	8.3	Pass
				RB50#0	5.95	13	8.4	Pass
		MCH	QPSK	RB1#0	3.66	13	8.5	Pass
				RB50#0	5.11	13	8.6	Pass
			16-QAM	RB1#0	4.55	13	8.7	Pass
				RB50#0	5.95	13	8.8	Pass
		HCH	QPSK	RB1#0	3.66	13	8.9	Pass
				RB50#0	5.16	13	8.10	Pass

Test Band	Test Bandwidth	Test Channel	Test Mode	Test RB (Size#Offset)	Peak to Average Ratio (dB)	Limit (dB)	Refer to Plot[Note2]	Verdict
			16-QAM	RB1#0	4.5	13	8.11	Pass
				RB50#0	5.95	13	8.12	Pass
LTE Band 13	10 MHz	LCH	QPSK	RB1#Low	4.22	13	9.1	Pass
				RB50#Low	5.44	13	9.2	Pass
			16-QAM	RB1#Low	5.11	13	9.3	Pass
				RB50#Low	6.14	13	9.4	Pass
LTE Band 17	10 MHz	LCH	QPSK	RB1#0	3.89	13	10.1	Pass
				RB50#0	5.16	13	10.2	Pass
			16-QAM	RB1#0	4.69	13	10.3	Pass
				RB50#0	5.91	13	10.4	Pass
		MCH	QPSK	RB1#0	3.84	13	10.5	Pass
				RB50#0	5.2	13	10.6	Pass
			16-QAM	RB1#0	4.78	13	10.7	Pass
				RB50#0	5.95	13	10.8	Pass
		HCH	QPSK	RB1#0	3.7	13	10.9	Pass
				RB50#0	5.16	13	10.10	Pass
			16-QAM	RB1#0	4.45	13	10.11	Pass
				RB50#0	5.91	13	10.12	Pass
LTE Band 25	20 MHz	LCH	QPSK	RB1#Low	4.55	13	11.1	Pass
				RB100#Low	5.34	13	11.2	Pass
			16-QAM	RB1#Low	5.11	13	11.3	Pass
				RB100#Low	6.14	13	11.4	Pass
		MCH	QPSK	RB1#Low	3.94	13	11.5	Pass
				RB100#Low	5.44	13	11.6	Pass
			16-QAM	RB1#Low	4.87	13	11.7	Pass
				RB100#Low	6.14	13	11.8	Pass
		HCH	QPSK	RB1#Low	4.92	13	11.9	Pass
				RB100#Low	5.44	13	11.10	Pass
			16-QAM	RB1#Low	5.91	13	11.11	Pass
				RB100#Low	6.19	13	11.12	Pass
LTE Band 26(Part 22)	15 MHz	LCH	QPSK	RB1#LOW	3.84	13	12.1	Pass
				RB75#LOW	5.58	13	12.2	Pass
			16-QAM	RB1#LOW	4.73	13	12.3	Pass
				RB75#LOW	6.23	13	12.4	Pass
		MCH	QPSK	RB1#LOW	4.08	13	12.5	Pass
				RB75#LOW	5.72	13	12.6	Pass
			16-QAM	RB1#LOW	5.02	13	12.7	Pass
				RB75#LOW	6.33	13	12.8	Pass
		HCH	QPSK	RB1#LOW	4.5	13	12.9	Pass

Test Band	Test Bandwidth	Test Channel	Test Mode	Test RB (Size#Offset)	Peak to Average Ratio (dB)	Limit (dB)	Refer to Plot[Note2]	Verdict
				RB75#LOW	5.72	13	12.10	Pass
			16-QAM	RB1#LOW	5.25	13	12.11	Pass
				RB75#LOW	6.33	13	12.12	Pass
LTE Band 26(Part 90)	10 MHz	LCH	QPSK	RB1#LOW	4.08	13	13.1	Pass
				RB50#LOW	5.39	13	13.2	Pass
			16-QAM	RB1#LOW	4.97	13	13.3	Pass
				RB50#LOW	6.23	13	13.4	Pass
LTE Band 38	20 MHz	LCH	QPSK	RB1#0	8.77	13	14.1	Pass
				RB100#0	9.23	13	14.2	Pass
			16-QAM	RB1#0	9.47	13	14.3	Pass
				RB100#0	9.89	13	14.4	Pass
		MCH	QPSK	RB1#0	9	13	14.5	Pass
				RB100#0	9.19	13	14.6	Pass
			16-QAM	RB1#0	9.75	13	14.7	Pass
				RB100#0	9.84	13	14.8	Pass
		HCH	QPSK	RB1#0	9.09	13	14.9	Pass
				RB100#0	9.19	13	14.10	Pass
			16-QAM	RB1#0	9.7	13	14.11	Pass
				RB100#0	9.84	13	14.12	Pass
LTE Band 41 120M	20 MHz	LCH	QPSK	RB1#0	8.53	13	15.1	Pass
				RB100#0	9.09	13	15.2	Pass
			16-QAM	RB1#0	9.37	13	15.3	Pass
				RB100#0	9.8	13	15.4	Pass
		MCH	QPSK	RB1#0	9.05	13	15.5	Pass
				RB100#0	9.23	13	15.6	Pass
			16-QAM	RB1#0	9.8	13	15.7	Pass
				RB100#0	9.84	13	15.8	Pass
		HCH	QPSK	RB1#0	9.14	13	15.9	Pass
				RB100#0	9.23	13	15.10	Pass
			16-QAM	RB1#0	9.75	13	15.11	Pass
				RB100#0	9.89	13	15.12	Pass
LTE Band 66	20 MHz	LCH	QPSK	RB1#0	5.2	13	16.1	Pass
				RB100#0	5.53	13	16.2	Pass
			16-QAM	RB1#0	5.34	13	16.3	Pass
				RB100#0	6.05	13	16.4	Pass
		MCH	QPSK	RB1#0	5.62	13	16.5	Pass
				RB100#0	5.62	13	16.6	Pass
			16-QAM	RB1#0	5.95	13	16.7	Pass
				RB100#0	6.14	13	16.8	Pass

Test Band	Test Bandwidth	Test Channel	Test Mode	Test RB (Size#Offset)	Peak to Average Ratio (dB)	Limit (dB)	Refer to Plot[Note2]	Verdict
		HCH	QPSK	RB1#0	5.44	13	16.9	Pass
				RB100#0	5.62	13	16.10	Pass
			16-QAM	RB1#0	6.05	13	16.11	Pass
				RB100#0	6.14	13	16.12	Pass

A.3 Frequency Stability

GSM 850

Test Conditions		Frequency Deviation						Verdict
Power (VDC)	Temperature (°C)	LCH 824.2 MHz		MCH 836.6 MHz		HCH 848.8 MHz		
		Value (Hz)	Limits (Hz)	Value (Hz)	Limits (Hz)	Value (Hz)	Limits (Hz)	
3.8	-30	16.59	±2060.5	12.72	±2091.5	15.88	±2122	Pass
	-20	7.81		13.24		12.79		
	-10	11.2		8.68		15.05		
	0	8.75		11.33		13.59		
	+10	10.23		9.46		14.24		
	+20	7.2		9.1		12.46		
	+25	12.37		11.27		11.43		
	+30	13.43		10.72		14.75		
	+40	15.27		13.01		15.01		
	+50	8.68		6.91		12.49		
	+55	8.27		12.04		13.24		
4.35	+25	12.66		10.49		14.17		
3.45	+25	11.01		12.3		15.79		

GSM 1900

Test Conditions		Frequency Deviation						Verdict
Power (VDC)	Temperature (°C)	LCH 1850.2 MHz		MCH 1880 MHz		HCH 1909.8 MHz		
		Value (Hz)	Limits (Hz)	Value (Hz)	Limits (Hz)	Value (Hz)	Limits (Hz)	
3.8	-30	28.35	±4625.5	28.41	±4700.0	31.54	±4774.5	Pass
	-20	34.03		28.44		28.22		
	-10	28.86		26.22		26.57		
	0	28.02		30.93		27.7		
	+10	30.32		28.44		32.29		
	+20	26.25		25.09		26.15		
	+25	22.34		25.73		26.57		
	+30	27.15		42.39		26.6		
	+40	27.7		27.8		23.76		
	+50	26.47		28.51		28.28		
	+55	29.67		31.32		28.28		
4.35	+25	23.08		25.93		29.54		
3.45	+25	28.51		26.51		28.51		

GPRS 850

Test Conditions		Frequency Deviation						Verdict
Power (VDC)	Temperature (°C)	LCH 824.2 MHz		MCH 836.6 MHz		HCH 848.8 MHz		
		Value (Hz)	Limits (Hz)	Value (Hz)	Limits (Hz)	Value (Hz)	Limits (Hz)	
3.8	-30	-3.45	±2060.5	-5.42	±2091.5	3.33	±2122	Pass
	-20	-5.46		-5.33		-5.13		
	-10	4.16		6.01		5.07		
	0	-3.45		-3.62		5.23		
	+10	-3.94		5.29		4.42		
	+20	-6.04		-6.78		6.01		
	+25	-4.62		8.94		5.26		
	+30	-5.94		3.94		4.46		
	+40	-5.42		10.14		10.82		
	+50	-6.04		4.78		6.52		
	+55	-5.39		-3.26		8.52		
4.35	+25	-3.65		-5.75		7.07		
3.45	+25	5.13		4.23		5.33		

GPRS 1900

Test Conditions		Frequency Deviation						Verdict
Power (VDC)	Temperature (°C)	LCH 1850.2 MHz		MCH 1880 MHz		HCH 1909.8 MHz		
		Value (Hz)	Limits (Hz)	Value (Hz)	Limits (Hz)	Value (Hz)	Limits (Hz)	
3.8	-30	24.15	±4625.5	14.92	±4700.0	14.01	±4774.5	Pass
	-20	16.69		20.37		25.12		
	-10	23.47		22.7		19.82		
	0	19.44		17.79		18.95		
	+10	18.53		20.7		27.6		
	+20	25.96		22.57		21.02		
	+25	22.89		22.99		21.15		
	+30	23.89		21.28		21.21		
	+40	19.73		19.02		22.96		
	+50	20.95		22.18		21.05		
	+55	26.7		20.44		17.5		
4.35	+25	21.83		20.11		21.28		
3.45	+25	20.53		22.83		17.6		

EGPRS 850

Test Conditions		Frequency Deviation						Verdict
Power (VDC)	Temperature (°C)	LCH 824.2 MHz		MCH 836.6 MHz		HCH 848.8 MHz		
		Value (Hz)	Limits (Hz)	Value (Hz)	Limits (Hz)	Value (Hz)	Limits (Hz)	
3.8	-30	-12.62	±2060.5	-9.94	±2091.5	-9.33	±2122	Pass
	-20	-11.2		-11.07		-16.37		
	-10	-14.37		-14.43		-13.01		
	0	-13.11		-9.94		9.91		
	+10	-10.04		-11.14		-12.62		
	+20	-13.43		-10.27		-11.62		
	+25	-12.43		-14.66		-10.14		
	+30	-11.62		-14.82		-10.59		
	+40	-16.53		-15.34		-13.92		
	+50	-11.33		-10.72		-11.69		
	+55	-13.88		-11.53		-9.33		
4.35	+25	-11.78		-12.85		-7.33		
3.45	+25	-11.27		9.01		-14.88		

EGPRS 1900

Test Conditions		Frequency Deviation						Verdict
Power (VDC)	Temperature (°C)	LCH 1850.2 MHz		MCH 1880 MHz		HCH 1909.8 MHz		
		Value (Hz)	Limits (Hz)	Value (Hz)	Limits (Hz)	Value (Hz)	Limits (Hz)	
3.8	-30	-9.3	±4625.5	18.18	±4700.0	-13.72	±4774.5	Pass
	-20	-5.04		19.21		4.23		
	-10	-5.52		-12.43		-12.27		
	0	-10.94		-10.07		-10.43		
	+10	10.65		-9.36		-4.39		
	+20	-5.36		-10.78		-7.59		
	+25	7.2		9.3		-8.04		
	+30	6.26		-10.07		-12.59		
	+40	4.65		-12.3		-9.52		
	+50	-7.07		13.24		-7.52		
	+55	-9.98		14.98		-12.37		
4.35	+25	6.13		-10.23		-9.49		
3.45	+25	-12.01		-9.4		-13.95		

WCDMA Band 2

Test Conditions		Frequency Deviation						Verdict
Power (VDC)	Temperature (°C)	LCH 1852.4 MHz		MCH 1880 MHz		HCH 1907.6 MHz		
		Value (Hz)	Limits (Hz)	Value (Hz)	Limits (Hz)	Value (Hz)	Limits (Hz)	
3.8	-30	-1.91	±4631	-16.69	±4700	-18.87	±4769	Pass
	-20	-11.83		-18.19		-14.47		
	-10	-8.6		-14.85		-9.26		
	0	-4.94		-15.45		-11.87		
	+10	-8		-9.98		-12.04		
	+20	-3.13		-11.03		-12.85		
	+25	-5.69		-16.9		-18.03		
	+30	-5.01		-18.18		-13.36		
	+40	-1.07		-9.82		-13.43		
	+50	-6.76		-15.16		-10.86		
	+55	-6.25		-17.77		-11.46		
4.35	+25	-8.27		-17.1		-15.41		
3.45	+25	-6.64		-9.88		-12.2		

WCDMA Band 4

Test Conditions		Frequency Deviation						Verdict
Power (VDC)	Temperature (°C)	LCH 1712.4 MHz		MCH 1732.4 MHz		HCH 1752.6 MHz		
		Value (Hz)	Limits (Hz)	Value (Hz)	Limits (Hz)	Value (Hz)	Limits (Hz)	
3.8	-30	-3.11	±4281	-12.8	±4331	-13.33	±4381.5	Pass
	-20	-5.31		-12.86		-14.23		
	-10	-13.24		-12.41		-8.45		
	0	-5.81		-13.18		-7.98		
	+10	-13.07		-13.48		-11.69		
	+20	-9.1		-6.32		-12.89		
	+25	-10.74		-12.47		-12.75		
	+30	-5.09		-8.77		-11.06		
	+40	-4.18		-14.46		-11.79		
	+50	-13.99		-8.89		-11.78		
	+55	-14.88		-12.08		-12.91		
4.35	+25	-5.82		-17		-13.28		
3.45	+25	-11.71		-11.1		-14.81		

WCDMA Band B5

Test Conditions		Frequency Deviation						Verdict
Power (VDC)	Temperature (°C)	LCH 826.4 MHz		MCH 836.4 MHz		HCH 846.6 MHz		
		Value (Hz)	Limits (Hz)	Value (Hz)	Limits (Hz)	Value (Hz)	Limits (Hz)	
3.8	-30	-7.83	±2066	-14.48	±2091	-11.01	±2116.5	Pass
	-20	-10.78		-11.41		-10.16		
	-10	-3.77		-13.29		-12.26		
	0	-10.76		-11.33		-13.9		
	+10	-3.86		-15.01		-12.33		
	+20	-8.68		-13.78		-6.94		
	+25	-11.37		-9.86		-12.89		
	+30	-6.83		-12.98		-7.93		
	+40	-3.48		-10.26		-15.74		
	+50	-11.38		-11.58		-11.64		
	+55	-6.08		-6.97		-12.22		
4.35	+25	-6.88		-11.11		-12.9		
3.45	+25	-2.15		-10.84		-11		

LTE Band 2 QPSK 10 MHz

Test Conditions		Frequency Deviation		Verdict
Power (VDC)	Temperature (°C)	MCH 1880 MHz		
		Value(Hz)	Limits (Hz)	
3.8	-30	-5.59	±4700	Pass
	-20	-9.16		
	-10	-6.42		
	0	-5.24		
	+10	-1.76		
	+20	-7.34		
	+25	-2.9		
	+30	-7.58		
	+40	-9.16		
	+50	-6.19		
	+55	-9.01		
4.35	+25	-9.68		
3.45	+25	-13.09		

LTE Band 2 16QAM 10 MHz

Test Conditions		Frequency Deviation		Verdict
Power (VDC)	Temperature (°C)	MCH 1880 MHz		
		Value(Hz)	Limits (Hz)	
3.8	-30	-7.08	±4700	Pass
	-20	-6.02		
	-10	-6.68		
	0	-4.84		
	+10	-6.52		
	+20	-5.79		
	+25	-7.55		
	+30	-7.22		
	+40	-5.85		
	+50	-6.22		
	+55	-8.77		
4.35	+25	-12.6		
3.45	+25	-8.91		

LTE Band 4 QPSK 10 MHz

Test Conditions		Frequency Deviation		Verdict
Power (VDC)	Temperature (°C)	MCH 1732.5 MHz		
		Value(Hz)	Limits (Hz)	
3.8	-30	-2.02	±4331.25	Pass
	-20	-3.49		
	-10	-1.86		
	0	-5.01		
	+10	-5.21		
	+20	-1.12		
	+25	-1.26		
	+30	-5.11		
	+40	-2.16		
	+50	-7.68		
	+55	-2.4		
4.35	+25	-4.22		
3.45	+25	-4.01		

LTE Band 4 16QAM 10 MHz

Test Conditions		Frequency Deviation		Verdict
Power (VDC)	Temperature (°C)	MCH 1732.5 MHz		
		Value(Hz)	Limits (Hz)	
3.8	-30	-4.65	±4331.25	Pass
	-20	-4.01		
	-10	-3.78		
	0	-2.92		
	+10	-3.46		
	+20	-8.3		
	+25	-3.23		
	+30	-1.77		
	+40	-4.51		
	+50	-4.84		
	+55	-5.24		
4.35	+25	-0.86		
3.45	+25	-4.03		

LTE Band 5 QPSK 10 MHz

Test Conditions		Frequency Deviation		Verdict
Power (VDC)	Temperature (°C)	MCH 836.5 MHz		
		Value(Hz)	Limits (Hz)	
3.8	-30	-7.5	±2091.25	Pass
	-20	-3.88		
	-10	-6.77		
	0	-6.34		
	+10	-6.87		
	+20	-6.91		
	+25	-4.63		
	+30	-6.09		
	+40	-3.98		
	+50	-7.38		
	+55	-9.37		
4.35	+25	-7.24		
3.45	+25	-3.48		

LTE Band 5 16QAM 10 MHz

Test Conditions		Frequency Deviation		Verdict
Power (VDC)	Temperature (°C)	MCH 836.5 MHz		
		Value(Hz)	Limits (Hz)	
3.8	-30	-6.24	±2091.25	Pass
	-20	-5.29		
	-10	-7.6		
	0	-9.07		
	+10	-6.11		
	+20	-4.39		
	+25	-3.75		
	+30	-6.02		
	+40	-4.98		
	+50	-4.31		
	+55	-4.86		
4.35	+25	-8.43		
3.45	+25	-7.42		

LTE Band 7 QPSK 10 MHz

Test Conditions		Frequency Deviation		Verdict
Power (VDC)	Temperature (°C)	MCH 2535 MHz		
		Value(Hz)	Limits (Hz)	
3.8	-30	-3.05	±6337.5	Pass
	-20	-3.36		
	-10	-2.68		
	0	-4.41		
	+10	-2.59		
	+20	-4.62		
	+25	1.65		
	+30	-1.9		
	+40	-2		
	+50	0.6		
	+55	-8.81		
4.35	+25	-5.48		
3.45	+25	-8.7		

LTE Band 7 16-QAM 10 MHz

Test Conditions		Frequency Deviation		Verdict
Power (VDC)	Temperature (°C)	MCH 2535 MHz		
		Value(Hz)	Limits (Hz)	
3.8	-30	-3.48	±6337.5	Pass
	-20	-5.35		
	-10	-1.53		
	0	-4.52		
	+10	-2.43		
	+20	-1.32		
	+25	-1.67		
	+30	-5.41		
	+40	-1.22		
	+50	-2.73		
	+55	-9.54		
4.35	+25	-8.78		
3.45	+25	-3.26		

LTE Band 12 QPSK 10 MHz

Test Conditions		Frequency Deviation		Verdict
Power (VDC)	Temperature (°C)	MCH 707.5 MHz		
		Value(Hz)	Limits (Hz)	
3.8	-30	-8.2	±1768.75	Pass
	-20	-5.99		
	-10	-3.48		
	0	-5.97		
	+10	-2.49		
	+20	-6.68		
	+25	-7.81		
	+30	-4.13		
	+40	-3.59		
	+50	-6.29		
	+55	-6.75		
4.35	+25	-7.5		
3.45	+25	-5.62		

LTE Band 12 16QAM 10 MHz

Test Conditions		Frequency Deviation		Verdict
Power (VDC)	Temperature (°C)	MCH 707.5 MHz		
		Value(Hz)	Limits (Hz)	
3.8	-30	-6.12	±1768.75	Pass
	-20	-5.89		
	-10	-1.44		
	0	-4.25		
	+10	-4.02		
	+20	-2.06		
	+25	-5.34		
	+30	-3.23		
	+40	-5.62		
	+50	-3.58		
	+55	-4.78		
4.35	+25	-7.55		
3.45	+25	-3.43		

LTE Band 13 QPSK 10 MHz

Test Conditions		Frequency Deviation		Verdict
Power (VDC)	Temperature (°C)	MCH 782 MHz		
		Value (Hz)	Limits (Hz)	
3.8	-30	-7.28	±1955	Pass
	-20	-8.33		
	-10	-7.51		
	0	-1.44		
	+10	-6.54		
	+20	-7.7		
	+25	-6.77		
	+30	-5.29		
	+40	-5.36		
	+50	-5.62		
	+55	-7.87		
4.35	+25	-4.72		
3.45	+25	-4.65		

LTE Band 13 16QAM10 MHz

Test Conditions		Frequency Deviation		Verdict
Power (VDC)	Temperature (°C)	MCH 782 MHz		
		Value (Hz)	Limits (Hz)	
3.8	-30	-8.75	±1955	Pass
	-20	-10.64		
	-10	-7.55		
	0	-5.97		
	+10	-4.95		
	+20	-5.87		
	+25	-2.35		
	+30	-8.13		
	+40	-9.26		
	+50	-5.49		
	+55	-6.97		
4.35	+25	-4.21		
3.45	+25	-11.97		

LTE Band 17 QPSK 10 MHz

Test Conditions		Frequency Deviation		Verdict
Power (VDC)	Temperature (°C)	MCH 710 MHz		
		Value(Hz)	Limits (Hz)	
3.8	-30	-9.08	±1775	Pass
	-20	-5.22		
	-10	-5.62		
	0	-7.95		
	+10	-6.65		
	+20	-9.37		
	+25	-8.37		
	+30	-7.77		
	+40	-10.34		
	+50	-5.41		
	+55	-8.77		
4.35	+25	-6.42		
3.45	+25	-8.08		

LTE Band 17 16QAM 10 MHz

Test Conditions		Frequency Deviation		Verdict
Power (VDC)	Temperature (°C)	MCH 710 MHz		
		Value(Hz)	Limits (Hz)	
3.8	-30	-8.61	±1775	Pass
	-20	-3.56		
	-10	-4.23		
	0	-9.93		
	+10	-6.04		
	+20	-11.16		
	+25	-6.37		
	+30	-7.51		
	+40	-9.36		
	+50	-5.89		
	+55	-6.58		
4.35	+25	-6.72		
3.45	+25	-7.17		

LTE Band 25 QPSK 10 MHz

Test Conditions		Frequency Deviation		Verdict
Power (VDC)	Temperature (°C)	MCH 1882.5 MHz		
		Value (Hz)	Limits (Hz)	
3.8	-30	-1.76	±4706.25	Pass
	-20	-4.84		
	-10	-10.86		
	0	-3.82		
	+10	-0.37		
	+20	-8.96		
	+25	-10.76		
	+30	-4.78		
	+40	-12.15		
	+50	-5.87		
	+55	-8.43		
4.35	+25	1.03		
3.45	+25	-9.67		

LTE Band 25 16QAM 10 MHz

Test Conditions		Frequency Deviation		Verdict
Power (VDC)	Temperature (°C)	MCH 1882.5 MHz		
		Value (Hz)	Limits (Hz)	
3.8	-30	-9.33	±4706.25	Pass
	-20	-5.32		
	-10	-4.89		
	0	-8.68		
	+10	-5.35		
	+20	-9.13		
	+25	-5.72		
	+30	-8.2		
	+40	-2.07		
	+50	-9.56		
	+55	-2.85		
4.35	+25	-8.98		
3.45	+25	-5.99		

LTE Band 26 (Part22) QPSK 10 MHz

Test Conditions		Frequency Deviation		Verdict
Power (VDC)	Temperature (°C)	MCH 836.5 MHz		
		Value(Hz)	Limits (Hz)	
3.8	-30	-10.16	±2091.25	Pass
	-20	-8.75		
	-10	-6.48		
	0	-4.03		
	+10	-3.92		
	+20	-5.97		
	+25	-5.19		
	+30	-2.36		
	+40	-6.02		
	+50	-4.82		
	+55	-5.49		
4.35	+25	-2.2		
3.45	+25	-2.85		

LTE Band 26 (Part22) 16QAM 10 MHz

Test Conditions		Frequency Deviation		Verdict
Power (VDC)	Temperature (°C)	MCH 836.5 MHz		
		Value(Hz)	Limits (Hz)	
3.8	-30	-8.07	±2091.25	Pass
	-20	-5.97		
	-10	-3.62		
	0	-4.66		
	+10	-7.54		
	+20	-6.91		
	+25	-7.5		
	+30	-2.85		
	+40	-8.05		
	+50	-6.11		
	+55	-7.41		
4.35	+25	-7.58		
3.45	+25	-3.72		

LTE Band 26 (Part90) QPSK 10 MHz

Test Conditions		Frequency Deviation		Verdict
Power (VDC)	Temperature (°C)	MCH 819 MHz		
		Value(Hz)	Limits (Hz)	
3.8	-30	-11.03	±2047.5	Pass
	-20	-8.04		
	-10	-8.63		
	0	-7.04		
	+10	-7.02		
	+20	-6.49		
	+25	-13.42		
	+30	-8.14		
	+40	-7.14		
	+50	-5.44		
	+55	-2.49		
4.35	+25	-3.75		
3.45	+25	-4.63		

LTE Band 26 (Part90) 16QAM 10 MHz

Test Conditions		Frequency Deviation		Verdict
Power (VDC)	Temperature (°C)	MCH 819 MHz		
		Value(Hz)	Limits (Hz)	
3.8	-30	-12.89	±2047.5	Pass
	-20	-10.09		
	-10	-9.33		
	0	-10.1		
	+10	-7.35		
	+20	-6.29		
	+25	-11.84		
	+30	-4.55		
	+40	-8.81		
	+50	-5.16		
	+55	-3.88		
4.35	+25	-2.62		
3.45	+25	-3.75		

LTE Band 38 QPSK 10 MHz

Test Conditions		Frequency Deviation		Verdict
Power (VDC)	Temperature (°C)	MCH 2595 MHz		
		Value(Hz)	Limits (Hz)	
3.8	-30	-8.87	±6487.5	Pass
	-20	0.24		
	-10	0.07		
	0	-10.69		
	+10	-13.05		
	+20	-10.69		
	+25	-0.59		
	+30	-2.46		
	+40	-1.4		
	+50	-14.62		
	+55	-7.41		
4.35	+25	-1.59		
3.45	+25	-12.57		

LTE Band 38 16QAM 10 MHz

Test Conditions		Frequency Deviation		Verdict
Power (VDC)	Temperature (°C)	MCH 2595 MHz		
		Value(Hz)	Limits (Hz)	
3.8	-30	-11.5	±6487.5	Pass
	-20	-7.62		
	-10	-3		
	0	-6.44		
	+10	-5.89		
	+20	-5.34		
	+25	-3.22		
	+30	-11.17		
	+40	-0.54		
	+50	-14.85		
	+55	-15.51		
4.35	+25	-6.41		
3.45	+25	-2.9		

LTE Band 41 QPSK 10 MHz

Test Conditions		Frequency Deviation		Verdict
Power (VDC)	Temperature (°C)	MCH 2593 MHz		
		Value(Hz)	Limits (Hz)	
3.8	-30	-6.24	±6482.5	Pass
	-20	-3.75		
	-10	-3.6		
	0	-6.64		
	+10	-1.16		
	+20	-3.59		
	+25	-2.09		
	+30	-5.59		
	+40	-4.41		
	+50	-5.95		
	+55	-0.56		
4.35	+25	-5.72		
3.45	+25	-5.75		

LTE Band 41 16QAM 10 MHz

Test Conditions		Frequency Deviation		Verdict
Power (VDC)	Temperature (°C)	MCH 2593 MHz		
		Value(Hz)	Limits (Hz)	
3.8	-30	-6.84	±6482.5	Pass
	-20	-1.89		
	-10	-5.46		
	0	-5.16		
	+10	-6.81		
	+20	-4.52		
	+25	-3.6		
	+30	-7.8		
	+40	-6.45		
	+50	-2.23		
	+55	-3.6		
4.35	+25	-3.73		
3.45	+25	2.45		

LTE Band 66 QPSK 10 MHz

Test Conditions		Frequency Deviation		Verdict
Power (VDC)	Temperature (°C)	MCH 1745 MHz		
		Value(Hz)	Limits (Hz)	
3.8	-30	-3.36	±4362.5	Pass
	-20	-2.17		
	-10	-3.03		
	0	-0.59		
	+10	-3.05		
	+20	-4.43		
	+25	-5.98		
	+30	-1.97		
	+40	-5.31		
	+50	-5.56		
	+55	-5.05		
4.35	+25	-5.01		
3.45	+25	-3.88		

LTE Band 66 16QAM 10 MHz

Test Conditions		Frequency Deviation		Verdict
Power (VDC)	Temperature (°C)	MCH 1745 MHz		
		Value(Hz)	Limits (Hz)	
3.8	-30	-3.78	±4362.5	Pass
	-20	-2.13		
	-10	-1.46		
	0	-1.92		
	+10	-1.62		
	+20	-3.48		
	+25	-5.72		
	+30	-3.13		
	+40	-3.25		
	+50	-4.89		
	+55	-8.21		
4.35	+25	-3.65		
3.45	+25	-6.87		

A.4 Spurious Emission at Antenna Terminals

Note 1: GSM and EGPRS modes have been verified, and only the worst data with different bandwidth for LTE are shown here.

Note 2: The frequencies of verdict which are marked by "N/A" should be ignored because they are UE carrier frequency.

Note 3: Test plots please refer to the document “Annex No.: BL-SH2530222-501 Data Part 3.pdf”.

Note 4: The disturbance above 26.5GHz was very low, and the above harmonics were the highest point could befound when testing, so only the worst case data displayed in this report.

GSM and WCDMA Mode Test Verdict

Test Band	Test Channel	Refer to Plot[Note3]	Verdict
GSM 850	LCH	1.1	Pass
	MCH	1.2	Pass
	HCH	1.3	Pass
GSM 1900	LCH	2.1	Pass
	MCH	2.2	Pass
	HCH	2.3	Pass
GPRS 850	LCH	3.1	Pass
	MCH	3.2	Pass
	HCH	3.3	Pass
GPRS 1900	LCH	4.1	Pass
	MCH	4.2	Pass
	HCH	4.3	Pass
EGPRS 850	LCH	5.1	Pass
	MCH	5.2	Pass
	HCH	5.3	Pass
EGPRS 1900	LCH	6.1	Pass
	MCH	6.2	Pass
	HCH	6.3	Pass
WCDMA Band 2	LCH	7.1	Pass
	MCH	7.2	Pass
	HCH	7.3	Pass
WCDMA Band 4	LCH	8.1	Pass
	MCH	8.2	Pass
	HCH	8.3	Pass
WCDMA Band 5	LCH	9.1	Pass
	MCH	9.2	Pass
	HCH	9.3	Pass

LTE Mode Test Verdict

Test Band	Test Bandwidth	Test Channel	Test Mode	Test RB (Size#Offset)	Refer to Plot[Note3]	Verdict
Band 2	1.4 MHz	LCH	QPSK	RB1#0	10.1	Pass
			16-QAM	RB1#0	10.2	Pass
		MCH	QPSK	RB1#0	10.3	Pass
			16-QAM	RB1#0	10.4	Pass
		HCH	QPSK	RB1#0	10.5	Pass
			16-QAM	RB1#0	10.6	Pass
	3 MHz	LCH	QPSK	RB1#0	10.7	Pass
			16-QAM	RB1#0	10.8	Pass
		MCH	QPSK	RB1#0	10.9	Pass
			16-QAM	RB1#0	10.10	Pass
		HCH	QPSK	RB1#0	10.11	Pass
			16-QAM	RB1#0	10.12	Pass
	5 MHz	LCH	QPSK	RB1#0	10.13	Pass
			16-QAM	RB1#0	10.14	Pass
		MCH	QPSK	RB1#0	10.15	Pass
			16-QAM	RB1#0	10.16	Pass
		HCH	QPSK	RB1#0	10.17	Pass
			16-QAM	RB1#0	10.18	Pass
	10 MHz	LCH	QPSK	RB1#0	10.19	Pass
			16-QAM	RB1#0	10.20	Pass
		MCH	QPSK	RB1#0	10.21	Pass
			16-QAM	RB1#0	10.22	Pass
		HCH	QPSK	RB1#0	10.23	Pass
			16-QAM	RB1#0	10.24	Pass
	15 MHz	LCH	QPSK	RB1#0	10.25	Pass
			16-QAM	RB1#0	10.26	Pass
		MCH	QPSK	RB1#0	10.27	Pass
			16-QAM	RB1#0	10.28	Pass
		HCH	QPSK	RB1#0	10.29	Pass
			16-QAM	RB1#0	10.30	Pass
	20 MHz	LCH	QPSK	RB1#0	10.31	Pass
			16-QAM	RB1#0	10.32	Pass
		MCH	QPSK	RB1#0	10.33	Pass
			16-QAM	RB1#0	10.34	Pass
		HCH	QPSK	RB1#0	10.35	Pass
			16-QAM	RB1#0	10.36	Pass

Test Band	Test Bandwidth	Test Channel	Test Mode	Test RB (Size#Offset)	Refer to Plot[Note3]	Verdict
Band 4	1.4 MHz	LCH	QPSK	RB1#0	11.1	Pass
			16-QAM	RB1#0	11.2	Pass
		MCH	QPSK	RB1#0	11.3	Pass
			16-QAM	RB1#0	11.4	Pass
		HCH	QPSK	RB1#0	11.5	Pass
			16-QAM	RB1#0	11.6	Pass
	3 MHz	LCH	QPSK	RB1#0	11.7	Pass
			16-QAM	RB1#0	11.8	Pass
		MCH	QPSK	RB1#0	11.9	Pass
			16-QAM	RB1#0	11.10	Pass
		HCH	QPSK	RB1#0	11.11	Pass
			16-QAM	RB1#0	11.12	Pass
	5 MHz	LCH	QPSK	RB1#0	11.13	Pass
			16-QAM	RB1#0	11.14	Pass
		MCH	QPSK	RB1#0	11.15	Pass
			16-QAM	RB1#0	11.16	Pass
		HCH	QPSK	RB1#0	11.17	Pass
			16-QAM	RB1#0	11.18	Pass
	10 MHz	LCH	QPSK	RB1#0	11.19	Pass
			16-QAM	RB1#0	11.20	Pass
		MCH	QPSK	RB1#0	11.21	Pass
			16-QAM	RB1#0	11.22	Pass
		HCH	QPSK	RB1#0	11.23	Pass
			16-QAM	RB1#0	11.24	Pass
	15 MHz	LCH	QPSK	RB1#0	11.25	Pass
			16-QAM	RB1#0	11.26	Pass
		MCH	QPSK	RB1#0	11.27	Pass
			16-QAM	RB1#0	11.28	Pass
		HCH	QPSK	RB1#0	11.29	Pass
			16-QAM	RB1#0	11.30	Pass
	20 MHz	LCH	QPSK	RB1#0	11.31	Pass
			16-QAM	RB1#0	11.32	Pass
		MCH	QPSK	RB1#0	11.33	Pass
			16-QAM	RB1#0	11.34	Pass
		HCH	QPSK	RB1#0	11.35	Pass
			16-QAM	RB1#0	11.36	Pass

Test Band	Test Bandwidth	Test Channel	Test Mode	Test RB (Size#Offset)	Refer to Plot[Note3]	Verdict
Band 5	1.4 MHz	LCH	QPSK	RB1#0	12.1	Pass
			16-QAM	RB1#0	12.2	Pass
		MCH	QPSK	RB1#0	12.3	Pass
			16-QAM	RB1#0	12.4	Pass
		HCH	QPSK	RB1#0	12.5	Pass
			16-QAM	RB1#0	12.6	Pass
	3 MHz	LCH	QPSK	RB1#0	12.7	Pass
			16-QAM	RB1#0	12.8	Pass
		MCH	QPSK	RB1#0	12.9	Pass
			16-QAM	RB1#0	12.10	Pass
		HCH	QPSK	RB1#0	12.11	Pass
			16-QAM	RB1#0	12.12	Pass
	5 MHz	LCH	QPSK	RB1#0	12.13	Pass
			16-QAM	RB1#0	12.14	Pass
		MCH	QPSK	RB1#0	12.15	Pass
			16-QAM	RB1#0	12.16	Pass
		HCH	QPSK	RB1#0	12.17	Pass
			16-QAM	RB1#0	12.18	Pass
	10 MHz	LCH	QPSK	RB1#0	12.19	Pass
			16-QAM	RB1#0	12.20	Pass
		MCH	QPSK	RB1#0	12.21	Pass
			16-QAM	RB1#0	12.22	Pass
		HCH	QPSK	RB1#0	12.23	Pass
			16-QAM	RB1#0	12.24	Pass

Test Band	Test Bandwidth	Test Channel	Test Mode	Test RB (Size#Offset)	Refer to Plot[Note3]	Verdict
Band 7	5 MHz	LCH	QPSK	RB1#0	13.1	Pass
			16-QAM	RB1#0	13.2	Pass
		MCH	QPSK	RB1#0	13.3	Pass
			16-QAM	RB1#0	13.4	Pass
		HCH	QPSK	RB1#0	13.5	Pass
			16-QAM	RB1#0	13.6	Pass
	10 MHz	LCH	QPSK	RB1#0	13.7	Pass
			16-QAM	RB1#0	13.8	Pass
		MCH	QPSK	RB1#0	13.9	Pass
			16-QAM	RB1#0	13.10	Pass
		HCH	QPSK	RB1#0	13.11	Pass
			16-QAM	RB1#0	13.12	Pass
	15 MHz	LCH	QPSK	RB1#0	13.13	Pass
			16-QAM	RB1#0	13.14	Pass
		MCH	QPSK	RB1#0	13.15	Pass
			16-QAM	RB1#0	13.16	Pass
		HCH	QPSK	RB1#0	13.17	Pass
			16-QAM	RB1#0	13.18	Pass
	20 MHz	LCH	QPSK	RB1#0	13.19	Pass
			16-QAM	RB1#0	13.20	Pass
		MCH	QPSK	RB1#0	13.21	Pass
			16-QAM	RB1#0	13.22	Pass
		HCH	QPSK	RB1#0	13.23	Pass
			16-QAM	RB1#0	13.24	Pass

Test Band	Test Bandwidth	Test Channel	Test Mode	Test RB (Size#Offset)	Refer to Plot[Note3]	Verdict
Band 12	1.4 MHz	LCH	QPSK	RB1#0	14.1	Pass
			16-QAM	RB1#0	14.2	Pass
		MCH	QPSK	RB1#0	14.3	Pass
			16-QAM	RB1#0	14.4	Pass
		HCH	QPSK	RB1#0	14.5	Pass
			16-QAM	RB1#0	14.6	Pass
	3 MHz	LCH	QPSK	RB1#0	14.7	Pass
			16-QAM	RB1#0	14.8	Pass
		MCH	QPSK	RB1#0	14.9	Pass
			16-QAM	RB1#0	14.10	Pass
		HCH	QPSK	RB1#0	14.11	Pass
			16-QAM	RB1#0	14.12	Pass
	5 MHz	LCH	QPSK	RB1#0	14.13	Pass
			16-QAM	RB1#0	14.14	Pass
		MCH	QPSK	RB1#0	14.15	Pass
			16-QAM	RB1#0	14.16	Pass
		HCH	QPSK	RB1#0	14.17	Pass
			16-QAM	RB1#0	14.18	Pass
	10 MHz	LCH	QPSK	RB1#0	14.19	Pass
			16-QAM	RB1#0	14.20	Pass
		MCH	QPSK	RB1#0	14.21	Pass
			16-QAM	RB1#0	14.22	Pass
		HCH	QPSK	RB1#0	14.23	Pass
			16-QAM	RB1#0	14.24	Pass

Test Band	Test Bandwidth	Test Channel	Test Mode	Test RB (Size#Offset)	Refer to Plot[Note2]	Verdict
Band 13	5 MHz	LCH	QPSK	RB1#Low	15.1	Pass
			16-QAM	RB1#Low	15.2	Pass
		MCH	QPSK	RB1#Low	15.3	Pass
			16-QAM	RB1#Low	15.4	Pass
		HCH	QPSK	RB1#Low	15.5	Pass
			16-QAM	RB1#Low	15.6	Pass
	10 MHz	LCH	QPSK	RB1#Low	15.7	Pass
			16-QAM	RB1#Low	15.8	Pass

Test Band	Test Bandwidth	Test Channel	Test Mode	Test RB (Size#Offset)	Refer to Plot[Note3]	Verdict
Band 17	5 MHz	LCH	QPSK	RB1#0	16.1	Pass
			16-QAM	RB1#0	16.2	Pass
		MCH	QPSK	RB1#0	16.3	Pass
			16-QAM	RB1#0	16.4	Pass
		HCH	QPSK	RB1#0	16.5	Pass
			16-QAM	RB1#0	16.6	Pass
	10 MHz	LCH	QPSK	RB1#0	16.7	Pass
			16-QAM	RB1#0	16.8	Pass
		MCH	QPSK	RB1#0	16.9	Pass
			16-QAM	RB1#0	16.10	Pass
		HCH	QPSK	RB1#0	16.11	Pass
			16-QAM	RB1#0	16.12	Pass

Test Band	Test Bandwidth	Test Channel	Test Mode	Test RB (Size#Offset)	Refer to Plot[Note2]	Verdict
Band 25	1.4 MHz	LCH	QPSK	RB1#Low	17.1	Pass
			16-QAM	RB1#Low	17.2	Pass
		MCH	QPSK	RB1#Low	17.3	Pass
			16-QAM	RB1#Low	17.4	Pass
		HCH	QPSK	RB1#Low	17.5	Pass
			16-QAM	RB1#Low	17.6	Pass
	3 MHz	LCH	QPSK	RB1#Low	17.7	Pass
			16-QAM	RB1#Low	17.8	Pass
		MCH	QPSK	RB1#Low	17.9	Pass
			16-QAM	RB1#Low	17.10	Pass
		HCH	QPSK	RB1#Low	17.11	Pass
			16-QAM	RB1#Low	17.12	Pass
	5 MHz	LCH	QPSK	RB1#Low	17.13	Pass
			16-QAM	RB1#Low	17.14	Pass
		MCH	QPSK	RB1#Low	17.15	Pass
			16-QAM	RB1#Low	17.16	Pass
		HCH	QPSK	RB1#Low	17.17	Pass
			16-QAM	RB1#Low	17.18	Pass
	10 MHz	LCH	QPSK	RB1#Low	17.19	Pass
			16-QAM	RB1#Low	17.20	Pass
		MCH	QPSK	RB1#Low	17.21	Pass
			16-QAM	RB1#Low	17.22	Pass
		HCH	QPSK	RB1#Low	17.23	Pass
			16-QAM	RB1#Low	17.24	Pass
	15 MHz	LCH	QPSK	RB1#Low	17.25	Pass
			16-QAM	RB1#Low	17.26	Pass
		MCH	QPSK	RB1#Low	17.27	Pass
			16-QAM	RB1#Low	17.28	Pass
		HCH	QPSK	RB1#Low	17.29	Pass
			16-QAM	RB1#Low	17.30	Pass
	20 MHz	LCH	QPSK	RB1#Low	17.31	Pass
			16-QAM	RB1#Low	17.32	Pass
		MCH	QPSK	RB1#Low	17.33	Pass
			16-QAM	RB1#Low	17.34	Pass
		HCH	QPSK	RB1#Low	17.35	Pass
			16-QAM	RB1#Low	17.36	Pass

Test Band	Test Bandwidth	Test Channel	Test Mode	Test RB (Size#Offset)	Refer to Plot[Note3]	Verdict
LTE Band 26(Part 22)	1.4 MHz	LCH	QPSK	RB1#0	18.1	Pass
			16-QAM	RB1#0	18.2	Pass
		MCH	QPSK	RB1#0	18.3	Pass
			16-QAM	RB1#0	18.4	Pass
		HCH	QPSK	RB1#0	18.5	Pass
			16-QAM	RB1#0	18.6	Pass
	3 MHz	LCH	QPSK	RB1#0	18.7	Pass
			16-QAM	RB1#0	18.8	Pass
		MCH	QPSK	RB1#0	18.9	Pass
			16-QAM	RB1#0	18.10	Pass
		HCH	QPSK	RB1#0	18.11	Pass
			16-QAM	RB1#0	18.12	Pass
	5 MHz	LCH	QPSK	RB1#0	18.13	Pass
			16-QAM	RB1#0	18.14	Pass
		MCH	QPSK	RB1#0	18.15	Pass
			16-QAM	RB1#0	18.16	Pass
		HCH	QPSK	RB1#0	18.17	Pass
			16-QAM	RB1#0	18.18	Pass
	10 MHz	LCH	QPSK	RB1#0	18.19	Pass
			16-QAM	RB1#0	18.20	Pass
		MCH	QPSK	RB1#0	18.21	Pass
			16-QAM	RB1#0	18.22	Pass
		HCH	QPSK	RB1#0	18.23	Pass
			16-QAM	RB1#0	18.24	Pass
	15 MHz	LCH	QPSK	RB1#0	18.25	Pass
			16-QAM	RB1#0	18.26	Pass
		MCH	QPSK	RB1#0	18.27	Pass
			16-QAM	RB1#0	18.28	Pass
		HCH	QPSK	RB1#0	18.29	Pass
			16-QAM	RB1#0	18.30	Pass

Test Band	Test Bandwidth	Test Channel	Test Mode	Test RB (Size#Offset)	Refer to Plot[Note3]	Verdict
LTE Band 26(Part 90)	1.4 MHz	LCH	QPSK	RB1#0	19.1	Pass
			16-QAM	RB1#0	19.2	Pass
		MCH	QPSK	RB1#0	19.3	Pass
			16-QAM	RB1#0	19.4	Pass
		HCH	QPSK	RB1#0	19.5	Pass
			16-QAM	RB1#0	19.6	Pass
	3 MHz	LCH	QPSK	RB1#0	19.7	Pass
			16-QAM	RB1#0	19.8	Pass
		MCH	QPSK	RB1#0	19.9	Pass
			16-QAM	RB1#0	19.10	Pass
		HCH	QPSK	RB1#0	19.11	Pass
			16-QAM	RB1#0	19.12	Pass
	5 MHz	LCH	QPSK	RB1#0	19.13	Pass
			16-QAM	RB1#0	19.14	Pass
		MCH	QPSK	RB1#0	19.15	Pass
			16-QAM	RB1#0	19.16	Pass
		HCH	QPSK	RB1#0	19.17	Pass
			16-QAM	RB1#0	19.18	Pass
	10 MHz	LCH	QPSK	RB1#0	19.19	Pass
			16-QAM	RB1#0	19.20	Pass

Test Band	Test Bandwidth	Test Channel	Test Mode	Test RB (Size#Offset)	Refer to Plot[Note3]	Verdict
Band 38	5 MHz	LCH	QPSK	RB1#0	20.1	Pass
			16-QAM	RB1#0	20.2	Pass
		MCH	QPSK	RB1#0	20.3	Pass
			16-QAM	RB1#0	20.4	Pass
		HCH	QPSK	RB1#0	20.5	Pass
			16-QAM	RB1#0	20.6	Pass
	10 MHz	LCH	QPSK	RB1#0	20.7	Pass
			16-QAM	RB1#0	20.8	Pass
		MCH	QPSK	RB1#0	20.9	Pass
			16-QAM	RB1#0	20.10	Pass
		HCH	QPSK	RB1#0	20.11	Pass
			16-QAM	RB1#0	20.12	Pass
	15 MHz	LCH	QPSK	RB1#0	20.13	Pass
			16-QAM	RB1#0	20.14	Pass
		MCH	QPSK	RB1#0	20.15	Pass
			16-QAM	RB1#0	20.16	Pass
		HCH	QPSK	RB1#0	20.17	Pass
			16-QAM	RB1#0	20.18	Pass
	20 MHz	LCH	QPSK	RB1#0	20.19	Pass
			16-QAM	RB1#0	20.20	Pass
		MCH	QPSK	RB1#0	20.21	Pass
			16-QAM	RB1#0	20.22	Pass
		HCH	QPSK	RB1#0	20.23	Pass
			16-QAM	RB1#0	20.24	Pass

Test Band	Test Bandwidth	Test Channel	Test Mode	Test RB (Size#Offset)	Refer to Plot[Note3]	Verdict
Band 41	5 MHz	LCH	QPSK	RB1#0	21.1	Pass
			16-QAM	RB1#0	21.2	Pass
		MCH	QPSK	RB1#0	21.3	Pass
			16-QAM	RB1#0	21.4	Pass
		HCH	QPSK	RB1#0	21.5	Pass
			16-QAM	RB1#0	21.6	Pass
	10 MHz	LCH	QPSK	RB1#0	21.7	Pass
			16-QAM	RB1#0	21.8	Pass
		MCH	QPSK	RB1#0	21.9	Pass
			16-QAM	RB1#0	21.10	Pass
		HCH	QPSK	RB1#0	21.11	Pass
			16-QAM	RB1#0	21.12	Pass
	15 MHz	LCH	QPSK	RB1#0	21.13	Pass
			16-QAM	RB1#0	21.14	Pass
		MCH	QPSK	RB1#0	21.15	Pass
			16-QAM	RB1#0	21.16	Pass
		HCH	QPSK	RB1#0	21.17	Pass
			16-QAM	RB1#0	21.18	Pass
	20 MHz	LCH	QPSK	RB1#0	21.19	Pass
			16-QAM	RB1#0	21.20	Pass
		MCH	QPSK	RB1#0	21.21	Pass
			16-QAM	RB1#0	21.22	Pass
		HCH	QPSK	RB1#0	21.23	Pass
			16-QAM	RB1#0	21.24	Pass

Test Band	Test Bandwidth	Test Channel	Test Mode	Test RB (Size#Offset)	Refer to Plot[Note3]	Verdict
Band 66	1.4 MHz	LCH	QPSK	RB1#0	22.1	Pass
			16-QAM	RB1#0	22.2	Pass
		MCH	QPSK	RB1#0	22.3	Pass
			16-QAM	RB1#0	22.4	Pass
		HCH	QPSK	RB1#0	22.5	Pass
			16-QAM	RB1#0	22.6	Pass
	3 MHz	LCH	QPSK	RB1#0	22.7	Pass
			16-QAM	RB1#0	22.8	Pass
		MCH	QPSK	RB1#0	22.9	Pass
			16-QAM	RB1#0	22.10	Pass
		HCH	QPSK	RB1#0	22.11	Pass
			16-QAM	RB1#0	22.12	Pass
	5 MHz	LCH	QPSK	RB1#0	22.13	Pass
			16-QAM	RB1#0	22.14	Pass
		MCH	QPSK	RB1#0	22.15	Pass
			16-QAM	RB1#0	22.16	Pass
		HCH	QPSK	RB1#0	22.17	Pass
			16-QAM	RB1#0	22.18	Pass
	10 MHz	LCH	QPSK	RB1#0	22.19	Pass
			16-QAM	RB1#0	22.20	Pass
		MCH	QPSK	RB1#0	22.21	Pass
			16-QAM	RB1#0	22.22	Pass
		HCH	QPSK	RB1#0	22.23	Pass
			16-QAM	RB1#0	22.24	Pass
	15 MHz	LCH	QPSK	RB1#0	22.25	Pass
			16-QAM	RB1#0	22.26	Pass
		MCH	QPSK	RB1#0	22.27	Pass
			16-QAM	RB1#0	22.28	Pass
		HCH	QPSK	RB1#0	22.29	Pass
			16-QAM	RB1#0	22.30	Pass
	20 MHz	LCH	QPSK	RB1#0	22.31	Pass
			16-QAM	RB1#0	22.32	Pass
		MCH	QPSK	RB1#0	22.33	Pass
			16-QAM	RB1#0	22.34	Pass
		HCH	QPSK	RB1#0	22.35	Pass
			16-QAM	RB1#0	22.36	Pass

A.5 Occupied Bandwidth

Note 1: All modes were tested, but only the typical data were reported in this report.

Note 2: Test plots please refer to the document “Annex No.: BL-SH2530222-501 Data Part 2.pdf”.

GSM and WCDMA Mode Test Data

Test Band	Test Channel	Measured 99% Occupied Bandwidth (MHz)	Measured -26 dB Occupied Bandwidth (MHz)	Refer to Plot[Note2]
GSM 850	LCH	0.243	0.301	1.1
	MCH	0.245	0.304	1.2
	HCH	0.243	0.301	1.3
GSM 1900	LCH	0.244	0.286	2.1
	MCH	0.244	0.301	2.2
	HCH	0.244	0.294	2.3
GPRS 850	LCH	0.244	0.317	3.1
	MCH	0.246	0.312	3.2
	HCH	0.245	0.314	3.3
GPRS 1900	LCH	0.244	0.311	4.1
	MCH	0.243	0.316	4.2
	HCH	0.245	0.313	4.3
EGPRS 850	LCH	0.25	0.321	5.1
	MCH	0.25	0.306	5.2
	HCH	0.247	0.313	5.3
EGPRS 1900	LCH	0.247	0.3	6.1
	MCH	0.245	0.315	6.2
	HCH	0.246	0.312	6.3
WCDMA Band 2	LCH	4.152	4.719	7.1
	MCH	4.156	4.712	7.2
	HCH	4.153	4.711	7.3
WCDMA Band 4	LCH	4.156	4.736	8.1
	MCH	4.156	4.712	8.2
	HCH	4.159	4.723	8.3
WCDMA Band 5	LCH	4.152	4.712	9.1
	MCH	4.156	4.707	9.2
	HCH	4.155	4.706	9.3

LTE Mode Test Data

Test Band	Test Bandwidth	Test Channel	Test Mode	Test RB (Size#Offset)	Measured 99% Occupied Bandwidth (MHz)	Measured -26 dB Occupied Bandwidth (MHz)	Refer to Plot[Note2]
Band 2	1.4 MHz	LCH	QPSK	RB6#0	1.088	1.282	10.1
			16-QAM	RB6#0	1.089	1.272	10.2
		MCH	QPSK	RB6#0	1.087	1.294	10.3
			16-QAM	RB6#0	1.089	1.289	10.4
		HCH	QPSK	RB6#0	1.087	1.292	10.5
			16-QAM	RB6#0	1.083	1.268	10.6
	3 MHz	LCH	QPSK	RB15#0	2.685	2.928	10.7
			16-QAM	RB15#0	2.679	2.897	10.8
		MCH	QPSK	RB15#0	2.691	2.934	10.9
			16-QAM	RB15#0	2.689	2.925	10.10
		HCH	QPSK	RB15#0	2.694	2.925	10.11
			16-QAM	RB15#0	2.681	2.927	10.12
	5 MHz	LCH	QPSK	RB25#0	4.499	4.929	10.13
			16-QAM	RB25#0	4.491	4.896	10.14
		MCH	QPSK	RB25#0	4.493	4.97	10.15
			16-QAM	RB25#0	4.504	4.914	10.16
		HCH	QPSK	RB25#0	4.489	4.936	10.17
			16-QAM	RB25#0	4.494	4.95	10.18
	10 MHz	LCH	QPSK	RB50#0	8.991	9.851	10.19
			16-QAM	RB50#0	8.974	9.775	10.20
		MCH	QPSK	RB50#0	8.993	9.779	10.21
			16-QAM	RB50#0	8.975	9.726	10.22
		HCH	QPSK	RB50#0	9.02	9.74	10.23
			16-QAM	RB50#0	8.996	9.766	10.24
	15 MHz	LCH	QPSK	RB75#0	13.471	14.617	10.25
			16-QAM	RB75#0	13.477	14.663	10.26
		MCH	QPSK	RB75#0	13.506	16.194	10.27
			16-QAM	RB75#0	13.471	14.566	10.28
		HCH	QPSK	RB75#0	13.433	14.573	10.29
			16-QAM	RB75#0	13.422	14.422	10.30
	20 MHz	LCH	QPSK	RB100#0	17.948	19.309	10.31
			16-QAM	RB100#0	17.993	19.379	10.32
		MCH	QPSK	RB100#0	18.079	24.058	10.33
			16-QAM	RB100#0	18.002	19.405	10.34
		HCH	QPSK	RB100#0	17.778	19.27	10.35
			16-QAM	RB100#0	17.761	19.16	10.36

Test Band	Test Bandwidth	Test Channel	Test Mode	Test RB (Size#Offset)	Measured 99% Occupied Bandwidth (MHz)	Measured -26 dB Occupied Bandwidth (MHz)	Refer to Plot[Note2]
Band 4	1.4 MHz	LCH	QPSK	RB6#0	1.086	1.275	11.1
			16-QAM	RB6#0	1.093	1.307	11.2
		MCH	QPSK	RB6#0	1.087	1.302	11.3
			16-QAM	RB6#0	1.083	1.271	11.4
		HCH	QPSK	RB6#0	1.086	1.274	11.5
			16-QAM	RB6#0	1.091	1.277	11.6
	3 MHz	LCH	QPSK	RB15#0	2.687	2.927	11.7
			16-QAM	RB15#0	2.684	2.907	11.8
		MCH	QPSK	RB15#0	2.69	2.92	11.9
			16-QAM	RB15#0	2.69	2.923	11.10
		HCH	QPSK	RB15#0	2.693	2.927	11.11
			16-QAM	RB15#0	2.684	2.936	11.12
	5 MHz	LCH	QPSK	RB25#0	4.495	4.939	11.13
			16-QAM	RB25#0	4.487	4.889	11.14
		MCH	QPSK	RB25#0	4.485	4.914	11.15
			16-QAM	RB25#0	4.498	4.927	11.16
		HCH	QPSK	RB25#0	4.479	4.871	11.17
			16-QAM	RB25#0	4.49	4.92	11.18
	10 MHz	LCH	QPSK	RB50#0	8.968	9.791	11.19
			16-QAM	RB50#0	8.95	9.733	11.20
		MCH	QPSK	RB50#0	8.956	9.706	11.21
			16-QAM	RB50#0	8.959	9.754	11.22
		HCH	QPSK	RB50#0	8.961	9.745	11.23
			16-QAM	RB50#0	8.955	9.795	11.24
	15 MHz	LCH	QPSK	RB75#0	13.432	14.655	11.25
			16-QAM	RB75#0	13.432	14.653	11.26
		MCH	QPSK	RB75#0	13.418	14.599	11.27
			16-QAM	RB75#0	13.436	14.64	11.28
		HCH	QPSK	RB75#0	13.432	14.666	11.29
			16-QAM	RB75#0	13.435	14.75	11.30
	20 MHz	LCH	QPSK	RB100#0	17.935	19.371	11.31
			16-QAM	RB100#0	17.939	19.421	11.32
		MCH	QPSK	RB100#0	17.913	19.418	11.33
			16-QAM	RB100#0	17.932	19.579	11.34
		HCH	QPSK	RB100#0	17.924	19.545	11.35
			16-QAM	RB100#0	17.898	19.366	11.36

Test Band	Test Bandwidth	Test Channel	Test Mode	Test RB (Size#Offset)	Measured 99% Occupied Bandwidth (MHz)	Measured -26 dB Occupied Bandwidth (MHz)	Refer to Plot[Note2]
Band 5	1.4 MHz	LCH	QPSK	RB6#0	1.084	1.275	12.1
			16-QAM	RB6#0	1.091	1.294	12.2
		MCH	QPSK	RB6#0	1.084	1.292	12.3
			16-QAM	RB6#0	1.083	1.263	12.4
		HCH	QPSK	RB6#0	1.088	1.272	12.5
			16-QAM	RB6#0	1.088	1.268	12.6
	3 MHz	LCH	QPSK	RB15#0	2.688	2.918	12.7
			16-QAM	RB15#0	2.681	2.908	12.8
		MCH	QPSK	RB15#0	2.689	2.914	12.9
			16-QAM	RB15#0	2.688	2.923	12.10
		HCH	QPSK	RB15#0	2.693	2.916	12.11
			16-QAM	RB15#0	2.693	2.916	12.12
	5 MHz	LCH	QPSK	RB25#0	4.495	4.913	12.13
			16-QAM	RB25#0	4.49	4.881	12.14
		MCH	QPSK	RB25#0	4.487	4.917	12.15
			16-QAM	RB25#0	4.5	4.925	12.16
		HCH	QPSK	RB25#0	4.479	4.881	12.17
			16-QAM	RB25#0	4.483	4.929	12.18
	10 MHz	LCH	QPSK	RB50#0	8.972	9.812	12.19
			16-QAM	RB50#0	8.962	9.731	12.20
		MCH	QPSK	RB50#0	8.966	9.762	12.21
			16-QAM	RB50#0	8.96	9.748	12.22
		HCH	QPSK	RB50#0	8.958	9.724	12.23
			16-QAM	RB50#0	8.943	9.787	12.24

Test Band	Test Bandwidth	Test Channel	Test Mode	Test RB (Size#Offset)	Measured 99% Occupied Bandwidth (MHz)	Measured -26 dB Occupied Bandwidth (MHz)	Refer to Plot[Note2]
Band 7	5 MHz	LCH	QPSK	RB25#0	4.495	4.921	13.1
			16-QAM	RB25#0	4.477	4.88	13.2
		MCH	QPSK	RB25#0	4.486	4.923	13.3
			16-QAM	RB25#0	4.497	4.927	13.4
		HCH	QPSK	RB25#0	4.486	4.907	13.5
			16-QAM	RB25#0	4.489	4.935	13.6
	10 MHz	LCH	QPSK	RB50#0	8.974	10.072	13.7
			16-QAM	RB50#0	8.945	9.738	13.8
		MCH	QPSK	RB50#0	8.96	9.717	13.9
			16-QAM	RB50#0	8.955	9.748	13.10
		HCH	QPSK	RB50#0	8.958	9.707	13.11
			16-QAM	RB50#0	8.966	9.772	13.12
	15 MHz	LCH	QPSK	RB75#0	13.437	14.674	13.13
			16-QAM	RB75#0	13.411	14.653	13.14
		MCH	QPSK	RB75#0	13.408	14.57	13.15
			16-QAM	RB75#0	13.419	14.592	13.16
		HCH	QPSK	RB75#0	13.412	14.665	13.17
			16-QAM	RB75#0	13.464	14.568	13.18
	20 MHz	LCH	QPSK	RB100#0	17.947	19.317	13.19
			16-QAM	RB100#0	17.917	19.359	13.20
		MCH	QPSK	RB100#0	17.89	19.42	13.21
			16-QAM	RB100#0	17.909	19.454	13.22
		HCH	QPSK	RB100#0	17.933	19.49	13.23
			16-QAM	RB100#0	17.91	19.396	13.24

Test Band	Test Bandwidth	Test Channel	Test Mode	Test RB (Size#Offset)	Measured 99% Occupied Bandwidth (MHz)	Measured -26 dB Occupied Bandwidth (MHz)	Refer to Plot[Note2]
Band 12	1.4 MHz	LCH	QPSK	RB6#0	1.089	1.274	14.1
			16-QAM	RB6#0	1.089	1.267	14.2
		MCH	QPSK	RB6#0	1.084	1.275	14.3
			16-QAM	RB6#0	1.092	1.296	14.4
		HCH	QPSK	RB6#0	1.085	1.283	14.5
			16-QAM	RB6#0	1.083	1.261	14.6
	3 MHz	LCH	QPSK	RB15#0	2.688	2.926	14.7
			16-QAM	RB15#0	2.683	2.9	14.8
		MCH	QPSK	RB15#0	2.689	2.915	14.9
			16-QAM	RB15#0	2.687	2.928	14.10
		HCH	QPSK	RB15#0	2.694	2.923	14.11
			16-QAM	RB15#0	2.682	2.928	14.12
	5 MHz	LCH	QPSK	RB25#0	4.515	5.164	14.13
			16-QAM	RB25#0	4.508	5.108	14.14
		MCH	QPSK	RB25#0	4.508	5.127	14.15
			16-QAM	RB25#0	4.515	5.148	14.16
		HCH	QPSK	RB25#0	4.504	5.138	14.17
			16-QAM	RB25#0	4.521	5.195	14.18
	10 MHz	LCH	QPSK	RB50#0	9.005	10.269	14.19
			16-QAM	RB50#0	8.986	10.087	14.20
		MCH	QPSK	RB50#0	8.992	10.076	14.21
			16-QAM	RB50#0	8.986	10.127	14.22
		HCH	QPSK	RB50#0	8.985	10.063	14.23
			16-QAM	RB50#0	8.98	10.115	14.24

Test Band	Test Bandwidth	Test Channel	Test Mode	Test RB (Size#Offset)	Measured 99% Occupied Bandwidth (MHz)	Measured -26 dB Occupied Bandwidth (MHz)	Refer to Plot[Note2]
Band 13	5 MHz	LCH	QPSK	RB25#Low	4.517	5.172	15.1
			16-QAM	RB25#Low	4.504	5.092	15.2
		MCH	QPSK	RB25#Low	4.508	5.129	15.3
			16-QAM	RB25#Low	4.522	5.142	15.4
		HCH	QPSK	RB25#Low	4.501	5.133	15.5
			16-QAM	RB25#Low	4.52	5.206	15.6
	10 MHz	MCH	QPSK	RB50#Low	8.991	10.146	15.7
			16-QAM	RB50#Low	8.982	10.077	15.8

Test Band	Test Bandwidth	Test Channel	Test Mode	Test RB (Size#Offset)	Measured 99% Occupied Bandwidth (MHz)	Measured -26 dB Occupied Bandwidth (MHz)	Refer to Plot[Note2]
Band 17	5 MHz	LCH	QPSK	RB25#0	4.524	5.188	16.1
			16-QAM	RB25#0	4.51	5.109	16.2
		MCH	QPSK	RB25#0	4.51	5.157	16.3
			16-QAM	RB25#0	4.528	5.127	16.4
		HCH	QPSK	RB25#0	4.501	5.137	16.5
			16-QAM	RB25#0	4.521	5.197	16.6
	10 MHz	LCH	QPSK	RB50#0	8.993	10.277	16.7
			16-QAM	RB50#0	8.981	10.013	16.8
		MCH	QPSK	RB50#0	8.976	10.053	16.9
			16-QAM	RB50#0	8.982	10.107	16.10
		HCH	QPSK	RB50#0	8.983	10.064	16.11
			16-QAM	RB50#0	8.98	10.113	16.12

Test Band	Test Bandwidth	Test Channel	Test Mode	Test RB (Size#Offset)	Measured 99% Occupied Bandwidth (MHz)	Measured -26 dB Occupied Bandwidth (MHz)	Refer to Plot[Note2]
Band 25	1.4 MHz	LCH	QPSK	RB6#Low	1.083	1.283	17.1
			16-QAM	RB6#Low	1.089	1.299	17.2
		MCH	QPSK	RB6#Low	1.086	1.277	17.3
			16-QAM	RB6#Low	1.083	1.27	17.4
		HCH	QPSK	RB6#Low	1.089	1.271	17.5
			16-QAM	RB6#Low	1.085	1.266	17.6
	3 MHz	LCH	QPSK	RB15#Low	2.689	2.909	17.7
			16-QAM	RB15#Low	2.686	2.925	17.8
		MCH	QPSK	RB15#Low	2.684	2.916	17.9
			16-QAM	RB15#Low	2.682	2.911	17.10
		HCH	QPSK	RB15#Low	2.688	2.917	17.11
			16-QAM	RB15#Low	2.684	2.913	17.12
	5 MHz	LCH	QPSK	RB25#Low	4.515	5.186	17.13
			16-QAM	RB25#Low	4.51	5.179	17.14
		MCH	QPSK	RB25#Low	4.504	5.209	17.15
			16-QAM	RB25#Low	4.52	5.138	17.16
		HCH	QPSK	RB25#Low	4.506	5.142	17.17
			16-QAM	RB25#Low	4.515	5.189	17.18
	10 MHz	LCH	QPSK	RB50#Low	9.001	10.184	17.19
			16-QAM	RB50#Low	9.002	10.067	17.20
		MCH	QPSK	RB50#Low	8.978	10.062	17.21
			16-QAM	RB50#Low	8.991	10.026	17.22
		HCH	QPSK	RB50#Low	9.004	10.167	17.23
			16-QAM	RB50#Low	8.998	10.167	17.24
	15 MHz	LCH	QPSK	RB75#Low	13.493	15.08	17.25
			16-QAM	RB75#Low	13.501	15.046	17.26
		MCH	QPSK	RB75#Low	13.459	15.08	17.27
			16-QAM	RB75#Low	13.485	15.057	17.28
		HCH	QPSK	RB75#Low	13.5	15.147	17.29
			16-QAM	RB75#Low	13.5	15.088	17.30
	20 MHz	LCH	QPSK	RB100#Low	17.937	19.686	17.31
			16-QAM	RB100#Low	17.91	19.794	17.32
		MCH	QPSK	RB100#Low	17.97	19.781	17.33
			16-QAM	RB100#Low	18.005	19.918	17.34
		HCH	QPSK	RB100#Low	17.952	19.819	17.35
			16-QAM	RB100#Low	17.926	19.621	17.36

Test Band	Test Bandwidth	Test Channel	Test Mode	Test RB (Size#Offset)	Measured 99% Occupied Bandwidth (MHz)	Measured -26 dB Occupied Bandwidth (MHz)	Refer to Plot[Note2]
Band 26(Part 22)	1.4 MHz	LCH	QPSK	RB6#LOW	1.09	1.262	18.1
			16-QAM	RB6#LOW	1.087	1.271	18.2
		MCH	QPSK	RB6#LOW	1.084	1.272	18.3
			16-QAM	RB6#LOW	1.088	1.3	18.4
		HCH	QPSK	RB6#LOW	1.089	1.282	18.5
			16-QAM	RB6#LOW	1.083	1.263	18.6
	3 MHz	LCH	QPSK	RB15#LOW	2.686	2.916	18.7
			16-QAM	RB15#LOW	2.686	2.926	18.8
		MCH	QPSK	RB15#LOW	2.687	2.921	18.9
			16-QAM	RB15#LOW	2.68	2.916	18.10
		HCH	QPSK	RB15#LOW	2.68	2.923	18.11
			16-QAM	RB15#LOW	2.681	2.905	18.12
	5 MHz	LCH	QPSK	RB25#LOW	4.497	4.923	18.13
			16-QAM	RB25#LOW	4.485	4.923	18.14
		MCH	QPSK	RB25#LOW	4.483	4.909	18.15
			16-QAM	RB25#LOW	4.493	4.904	18.16
		HCH	QPSK	RB25#LOW	4.483	4.88	18.17
			16-QAM	RB25#LOW	4.478	4.913	18.18
	10 MHz	LCH	QPSK	RB50#LOW	8.975	9.856	18.19
			16-QAM	RB50#LOW	8.987	9.725	18.20
		MCH	QPSK	RB50#LOW	8.953	9.758	18.21
			16-QAM	RB50#LOW	8.961	9.74	18.22
		HCH	QPSK	RB50#LOW	8.96	9.752	18.23
			16-QAM	RB50#LOW	8.957	9.774	18.24
	15 MHz	LCH	QPSK	RB75#LOW	13.443	14.642	18.25
			16-QAM	RB75#LOW	13.483	14.6	18.26
		MCH	QPSK	RB75#LOW	13.423	14.614	18.27
			16-QAM	RB75#LOW	13.439	14.63	18.28
		HCH	QPSK	RB75#LOW	13.417	14.597	18.29
			16-QAM	RB75#LOW	13.426	14.631	18.30

Test Band	Test Bandwidth	Test Channel	Test Mode	Test RB (Size#Offset)	Measured 99% Occupied Bandwidth (MHz)	Measured -26 dB Occupied Bandwidth (MHz)	Refer to Plot[Note2]
Band 26(Part 90)	1.4 MHz	LCH	QPSK	RB6#LOW	1.091	1.261	19.1
			16-QAM	RB6#LOW	1.087	1.269	19.2
		MCH	QPSK	RB6#LOW	1.084	1.273	19.3
			16-QAM	RB6#LOW	1.089	1.302	19.4
		HCH	QPSK	RB6#LOW	1.086	1.281	19.5
			16-QAM	RB6#LOW	1.083	1.267	19.6
	3 MHz	LCH	QPSK	RB15#LOW	2.686	2.916	19.7
			16-QAM	RB15#LOW	2.687	2.923	19.8
		MCH	QPSK	RB15#LOW	2.686	2.913	19.9
			16-QAM	RB15#LOW	2.687	2.927	19.10
		HCH	QPSK	RB15#LOW	2.689	2.917	19.11
			16-QAM	RB15#LOW	2.684	2.918	19.12
	5 MHz	LCH	QPSK	RB25#LOW	4.494	4.914	19.13
			16-QAM	RB25#LOW	4.485	4.934	19.14
		MCH	QPSK	RB25#LOW	4.488	4.873	19.15
			16-QAM	RB25#LOW	4.488	4.9	19.16
		HCH	QPSK	RB25#LOW	4.487	4.906	19.17
			16-QAM	RB25#LOW	4.489	4.932	19.18
	10 MHz	LCH	QPSK	RB50#LOW	8.969	9.85	19.19
			16-QAM	RB50#LOW	8.959	9.69	19.20

Test Band	Test Bandwidth	Test Channel	Test Mode	Test RB (Size#Offset)	Measured 99% Occupied Bandwidth (MHz)	Measured -26 dB Occupied Bandwidth (MHz)	Refer to Plot[Note2]
Band 38	5 MHz	LCH	QPSK	RB25#0	4.488	4.968	20.1
			16-QAM	RB25#0	4.497	5.211	20.2
		MCH	QPSK	RB25#0	4.504	5.301	20.3
			16-QAM	RB25#0	4.492	5.264	20.4
		HCH	QPSK	RB25#0	4.497	5.069	20.5
			16-QAM	RB25#0	4.495	5.342	20.6
	10 MHz	LCH	QPSK	RB50#0	8.99	10.647	20.7
			16-QAM	RB50#0	8.988	10.025	20.8
		MCH	QPSK	RB50#0	8.988	9.916	20.9
			16-QAM	RB50#0	8.96	10.24	20.10
		HCH	QPSK	RB50#0	9.007	10.576	20.11
			16-QAM	RB50#0	8.993	10.585	20.12
	15 MHz	LCH	QPSK	RB75#0	13.495	15.704	20.13

Test Band	Test Bandwidth	Test Channel	Test Mode	Test RB (Size#Offset)	Measured 99% Occupied Bandwidth (MHz)	Measured -26 dB Occupied Bandwidth (MHz)	Refer to Plot[Note2]
			16-QAM	RB75#0	13.482	16.019	20.14
		MCH	QPSK	RB75#0	13.461	15.511	20.15
			16-QAM	RB75#0	13.558	16.132	20.16
		HCH	QPSK	RB75#0	13.455	15.794	20.17
			16-QAM	RB75#0	13.538	16.581	20.18
	20 MHz	LCH	QPSK	RB100#0	17.991	20.304	20.19
			16-QAM	RB100#0	17.929	20.146	20.20
		MCH	QPSK	RB100#0	17.942	20.375	20.21
			16-QAM	RB100#0	17.971	21.612	20.22
		HCH	QPSK	RB100#0	17.971	20.939	20.23
			16-QAM	RB100#0	17.914	18.998	20.24

Test Band	Test Bandwidth	Test Channel	Test Mode	Test RB (Size#Offset)	Measured 99% Occupied Bandwidth (MHz)	Measured -26 dB Occupied Bandwidth (MHz)	Refer to Plot[Note2]
Band 41	5 MHz	LCH	QPSK	RB25#0	4.489	4.946	21.1
			16-QAM	RB25#0	4.495	5.137	21.2
		MCH	QPSK	RB25#0	4.506	5.25	21.3
			16-QAM	RB25#0	4.488	5.173	21.4
		HCH	QPSK	RB25#0	4.495	5.159	21.5
			16-QAM	RB25#0	4.49	4.986	21.6
	10 MHz	LCH	QPSK	RB50#0	8.995	10.615	21.7
			16-QAM	RB50#0	8.994	10.043	21.8
		MCH	QPSK	RB50#0	8.995	10.687	21.9
			16-QAM	RB50#0	8.958	10.298	21.10
		HCH	QPSK	RB50#0	9.011	10.714	21.11
			16-QAM	RB50#0	9.003	11.134	21.12
	15 MHz	LCH	QPSK	RB75#0	13.511	15.083	21.13
			16-QAM	RB75#0	13.508	15.837	21.14
		MCH	QPSK	RB75#0	13.465	15.503	21.15
			16-QAM	RB75#0	13.527	15.668	21.16
		HCH	QPSK	RB75#0	13.427	15.28	21.17
			16-QAM	RB75#0	13.531	16.637	21.18
	20 MHz	LCH	QPSK	RB100#0	18	19.825	21.19
			16-QAM	RB100#0	17.938	20.053	21.20
		MCH	QPSK	RB100#0	17.936	19.67	21.21
			16-QAM	RB100#0	17.987	21.595	21.22
		HCH	QPSK	RB100#0	17.964	20.435	21.23
			16-QAM	RB100#0	17.924	19.783	21.24

Test Band	Test Bandwidth	Test Channel	Test Mode	Test RB (Size#Offset)	Measured 99% Occupied Bandwidth (MHz)	Measured -26 dB Occupied Bandwidth (MHz)	Refer to Plot[Note2]
Band 66	1.4 MHz	LCH	QPSK	RB6#0	1.084	1.285	22.1
			16-QAM	RB6#0	1.091	1.304	22.2
		MCH	QPSK	RB6#0	1.086	1.297	22.3
			16-QAM	RB6#0	1.084	1.271	22.4
		HCH	QPSK	RB6#0	1.091	1.28	22.5
			16-QAM	RB6#0	1.088	1.266	22.6
	3 MHz	LCH	QPSK	RB15#0	2.689	2.914	22.7
			16-QAM	RB15#0	2.687	2.918	22.8
		MCH	QPSK	RB15#0	2.694	2.92	22.9
			16-QAM	RB15#0	2.687	2.906	22.10
		HCH	QPSK	RB15#0	2.69	2.917	22.11
			16-QAM	RB15#0	2.681	2.923	22.12
	5 MHz	LCH	QPSK	RB25#0	4.519	5.218	22.13
			16-QAM	RB25#0	4.515	5.138	22.14
		MCH	QPSK	RB25#0	4.505	5.156	22.15
			16-QAM	RB25#0	4.521	5.185	22.16
		HCH	QPSK	RB25#0	4.507	5.15	22.17
			16-QAM	RB25#0	4.527	5.459	22.18
	10 MHz	LCH	QPSK	RB50#0	8.984	10.118	22.19
			16-QAM	RB50#0	8.984	10.028	22.20
		MCH	QPSK	RB50#0	8.953	10.022	22.21
			16-QAM	RB50#0	8.978	10.007	22.22
		HCH	QPSK	RB50#0	8.983	10.143	22.23
			16-QAM	RB50#0	8.984	10.547	22.24
	15 MHz	LCH	QPSK	RB75#0	13.468	15.097	22.25
			16-QAM	RB75#0	13.484	15.03	22.26
		MCH	QPSK	RB75#0	13.433	15.107	22.27
			16-QAM	RB75#0	13.472	15.105	22.28
		HCH	QPSK	RB75#0	13.454	15.085	22.29
			16-QAM	RB75#0	13.479	15.102	22.30
	20 MHz	LCH	QPSK	RB100#0	17.912	19.662	22.31
			16-QAM	RB100#0	17.927	19.927	22.32
		MCH	QPSK	RB100#0	17.957	19.727	22.33
			16-QAM	RB100#0	17.966	19.805	22.34
		HCH	QPSK	RB100#0	17.949	19.835	22.35
			16-QAM	RB100#0	17.95	19.594	22.36

A.6 Band Edge

Note 1: Test plots please refer to the document “Annex No.: BL-SH2530222-501 Data Part 4.pdf”.

GSM and WCDMA Mode Test Verdict

Test Band	Test Channel	Refer to Plot[Note1]	Verdict
GSM 850	LCH	1.1	Pass
	HCH	1.2	Pass
GSM 1900	LCH	2.1	Pass
	HCH	2.2	Pass
GPRS 850	LCH	3.1	Pass
	HCH	3.2	Pass
GPRS 1900	LCH	4.1	Pass
	HCH	4.2	Pass
EGPRS 850	LCH	5.1	Pass
	HCH	5.2	Pass
EGPRS 1900	LCH	6.1	Pass
	HCH	6.2	Pass
WCDMA Band 2	LCH	7.1	Pass
	HCH	7.2	Pass
WCDMA Band 4	LCH	8.1	Pass
	HCH	8.2	Pass
WCDMA Band 5	LCH	9.1	Pass
	HCH	9.2	Pass

LTE Mode Test Verdict

Test Band	Test Bandwidth	Test Channel	Test Mode	Test RB (Size#Offset)	Refer to Plot[Note1]	Verdict
Band 2	1.4 MHz	LCH	QPSK	RB1#0	10.1	Pass
				RB6#0	10.2	Pass
			16-QAM	RB1#0	10.3	Pass
				RB6#0	10.4	Pass
		HCH	QPSK	RB1#5	10.5	Pass
				RB6#0	10.6	Pass
			16-QAM	RB1#5	10.7	Pass
				RB6#0	10.8	Pass
	3 MHz	LCH	QPSK	RB1#0	10.9	Pass
				RB15#0	10.10	Pass
			16-QAM	RB1#0	10.11	Pass
				RB15#0	10.12	Pass
		HCH	QPSK	RB1#14	10.13	Pass
				RB15#0	10.14	Pass
			16-QAM	RB1#14	10.15	Pass
				RB15#0	10.16	Pass
	5 MHz	LCH	QPSK	RB1#0	10.17	Pass
				RB25#0	10.18	Pass
			16-QAM	RB1#0	10.19	Pass
				RB25#0	10.20	Pass
		HCH	QPSK	RB1#24	10.21	Pass
				RB25#0	10.22	Pass
			16-QAM	RB1#24	10.23	Pass
				RB25#0	10.24	Pass
	10 MHz	LCH	QPSK	RB1#0	10.25	Pass
				RB50#0	10.26	Pass
			16-QAM	RB1#0	10.27	Pass
				RB50#0	10.28	Pass
		HCH	QPSK	RB1#49	10.29	Pass
				RB50#0	10.30	Pass
			16-QAM	RB1#49	10.31	Pass
				RB50#0	10.32	Pass
	15 MHz	LCH	QPSK	RB1#0	10.33	Pass
				RB75#0	10.34	Pass
			16-QAM	RB1#0	10.35	Pass
				RB75#0	10.36	Pass
		HCH	QPSK	RB1#74	10.37	Pass
				RB75#0	10.38	Pass
			16-QAM	RB1#74	10.39	Pass

Test Band	Test Bandwidth	Test Channel	Test Mode	Test RB (Size#Offset)	Refer to Plot[Note1]	Verdict
				RB75#0	10.40	Pass
	20 MHz	LCH	QPSK	RB1#0	10.41	Pass
				RB100#0	10.42	Pass
			16-QAM	RB1#0	10.43	Pass
				RB100#0	10.44	Pass
		HCH	QPSK	RB1#99	10.45	Pass
				RB100#0	10.46	Pass
			16-QAM	RB1#99	10.47	Pass
				RB100#0	10.48	Pass

Test Band	Test Bandwidth	Test Channel	Test Mode	Test RB (Size#Offset)	Refer to Plot[Note1]	Verdict
Band 4	1.4 MHz	LCH	QPSK	RB1#0	11.1	Pass
				RB6#0	11.2	Pass
			16-QAM	RB1#0	11.3	Pass
				RB6#0	11.4	Pass
		HCH	QPSK	RB1#5	11.5	Pass
				RB6#0	11.6	Pass
			16-QAM	RB1#5	11.7	Pass
				RB6#0	11.8	Pass
	3 MHz	LCH	QPSK	RB1#0	11.9	Pass
				RB15#0	11.10	Pass
			16-QAM	RB1#0	11.11	Pass
				RB15#0	11.12	Pass
		HCH	QPSK	RB1#14	11.13	Pass
				RB15#0	11.14	Pass
			16-QAM	RB1#14	11.15	Pass
				RB15#0	11.16	Pass
	5 MHz	LCH	QPSK	RB1#0	11.17	Pass
				RB25#0	11.18	Pass
			16-QAM	RB1#0	11.19	Pass
				RB25#0	11.20	Pass
		HCH	QPSK	RB1#24	11.21	Pass
				RB25#0	11.22	Pass
			16-QAM	RB1#24	11.23	Pass
				RB25#0	11.24	Pass
	10 MHz	LCH	QPSK	RB1#0	11.25	Pass
				RB50#0	11.26	Pass
			16-QAM	RB1#0	11.27	Pass
				RB50#0	11.28	Pass
		HCH	QPSK	RB1#49	11.29	Pass
				RB50#0	11.30	Pass
			16-QAM	RB1#49	11.31	Pass
				RB50#0	11.32	Pass
	15 MHz	LCH	QPSK	RB1#0	11.33	Pass
				RB75#0	11.34	Pass
			16-QAM	RB1#0	11.35	Pass
				RB75#0	11.36	Pass
		HCH	QPSK	RB1#74	11.37	Pass
				RB75#0	11.38	Pass
			16-QAM	RB1#74	11.39	Pass

Test Band	Test Bandwidth	Test Channel	Test Mode	Test RB (Size#Offset)	Refer to Plot[Note1]	Verdict
				RB75#0	11.40	Pass
	20 MHz	LCH	QPSK	RB1#0	11.41	Pass
				RB100#0	11.42	Pass
			16-QAM	RB1#0	11.43	Pass
				RB100#0	11.44	Pass
		HCH	QPSK	RB1#99	11.45	Pass
				RB100#0	11.46	Pass
			16-QAM	RB1#99	11.47	Pass
				RB100#0	11.48	Pass

Test Band	Test Bandwidth	Test Channel	Test Mode	Test RB (Size#Offset)	Refer to Plot[Note1]	Verdict
Band 5	1.4 MHz	LCH	QPSK	RB1#0	12.1	Pass
				RB6#0	12.2	Pass
			16-QAM	RB1#0	12.3	Pass
				RB6#0	12.4	Pass
		HCH	QPSK	RB1#5	12.5	Pass
				RB6#0	12.6	Pass
			16-QAM	RB1#5	12.7	Pass
				RB6#0	12.8	Pass
	3 MHz	LCH	QPSK	RB1#0	12.9	Pass
				RB15#0	12.10	Pass
			16-QAM	RB1#0	12.11	Pass
				RB15#0	12.12	Pass
		HCH	QPSK	RB1#14	12.13	Pass
				RB15#0	12.14	Pass
			16-QAM	RB1#14	12.15	Pass
				RB15#0	12.16	Pass
	5 MHz	LCH	QPSK	RB1#0	12.17	Pass
				RB25#0	12.18	Pass
			16-QAM	RB1#0	12.19	Pass
				RB25#0	12.20	Pass
		HCH	QPSK	RB1#24	12.21	Pass
				RB25#0	12.22	Pass
			16-QAM	RB1#24	12.23	Pass
				RB25#0	12.24	Pass
	10 MHz	LCH	QPSK	RB1#0	12.25	Pass
				RB50#0	12.26	Pass
			16-QAM	RB1#0	12.27	Pass
				RB50#0	12.28	Pass
		HCH	QPSK	RB1#49	12.29	Pass
				RB50#0	12.30	Pass
			16-QAM	RB1#49	12.31	Pass
				RB50#0	12.32	Pass

Test Band	Test Bandwidth	Test Channel	Test Mode	Test RB (Size#Offset)	Refer to Plot[Note1]	Verdict
Band 7	5 MHz	LCH	QPSK	RB1#0	13.1	Pass
				RB25#0	13.2	Pass
			16-QAM	RB1#0	13.3	Pass
				RB25#0	13.4	Pass
		HCH	QPSK	RB1#24	13.5	Pass
				RB25#0	13.6	Pass
			16-QAM	RB1#24	13.7	Pass
				RB25#0	13.8	Pass
	10 MHz	LCH	QPSK	RB1#0	13.9	Pass
				RB50#0	13.10	Pass
			16-QAM	RB1#0	13.11	Pass
				RB50#0	13.12	Pass
		HCH	QPSK	RB1#49	13.13	Pass
				RB50#0	13.14	Pass
			16-QAM	RB1#49	13.15	Pass
				RB50#0	13.16	Pass
	15 MHz	LCH	QPSK	RB1#0	13.17	Pass
				RB75#0	13.18	Pass
			16-QAM	RB1#0	13.19	Pass
				RB75#0	13.20	Pass
		HCH	QPSK	RB1#74	13.21	Pass
				RB75#0	13.22	Pass
			16-QAM	RB1#74	13.23	Pass
				RB75#0	13.24	Pass
	20 MHz	LCH	QPSK	RB1#0	13.25	Pass
				RB100#0	13.26	Pass
			16-QAM	RB1#0	13.27	Pass
				RB100#0	13.28	Pass
		HCH	QPSK	RB1#99	13.29	Pass
				RB100#0	13.30	Pass
			16-QAM	RB1#99	13.31	Pass
				RB100#0	13.32	Pass

Test Band	Test Bandwidth	Test Channel	Test Mode	Test RB (Size#Offset)	Refer to Plot[Note1]	Verdict
Band 12	1.4 MHz	LCH	QPSK	RB1#0	14.1	Pass
				RB6#0	14.2	Pass
			16-QAM	RB1#0	14.3	Pass
				RB6#0	14.4	Pass
		HCH	QPSK	RB1#5	14.5	Pass
				RB6#0	14.6	Pass
			16-QAM	RB1#5	14.7	Pass
				RB6#0	14.8	Pass
	3 MHz	LCH	QPSK	RB1#0	14.9	Pass
				RB15#0	14.10	Pass
			16-QAM	RB1#0	14.11	Pass
				RB15#0	14.12	Pass
		HCH	QPSK	RB1#14	14.13	Pass
				RB15#0	14.14	Pass
			16-QAM	RB1#14	14.15	Pass
				RB15#0	14.16	Pass
	5 MHz	LCH	QPSK	RB1#0	14.17	Pass
				RB25#0	14.18	Pass
			16-QAM	RB1#0	14.19	Pass
				RB25#0	14.20	Pass
		HCH	QPSK	RB1#24	14.21	Pass
				RB25#0	14.22	Pass
			16-QAM	RB1#24	14.23	Pass
				RB25#0	14.24	Pass
	10 MHz	LCH	QPSK	RB1#0	14.25	Pass
				RB50#0	14.26	Pass
			16-QAM	RB1#0	14.27	Pass
				RB50#0	14.28	Pass
		HCH	QPSK	RB1#49	14.29	Pass
				RB50#0	14.30	Pass
			16-QAM	RB1#49	14.31	Pass
				RB50#0	14.32	Pass

Test Band	Test Bandwidth	Test Channel	Test Mode	Test RB (Size#Offset)	Refer to Plot[Note1]	Verdict
Band 13	5 MHz	LCH	QPSK	RB1#Low	15.1	Pass
				RB25#Low	15.2	Pass
			16-QAM	RB1#Low	15.3	Pass
				RB25#Low	15.4	Pass
		HCH	QPSK	RB1#High	15.5	Pass
				RB25#High	15.6	Pass
			16-QAM	RB1#High	15.7	Pass
				RB25#High	15.8	Pass
	10 MHz	LCH	QPSK	RB1#Low	15.9	Pass
				RB50#Low	15.10	Pass
			16-QAM	RB1#Low	15.11	Pass
				RB50#Low	15.12	Pass
		HCH	QPSK	RB1#High	15.13	Pass
				RB50#High	15.14	Pass
			16-QAM	RB1#High	15.15	Pass
				RB50#High	15.16	Pass

Test Band	Test Bandwidth	Test Channel	Test Mode	Test RB (Size#Offset)	Refer to Plot[Note1]	Verdict
Band 17	5 MHz	LCH	QPSK	RB1#0	16.1	Pass
				RB25#0	16.2	Pass
			16-QAM	RB1#0	16.3	Pass
				RB25#0	16.4	Pass
		HCH	QPSK	RB1#24	16.5	Pass
				RB25#0	16.6	Pass
			16-QAM	RB1#24	16.7	Pass
				RB25#0	16.8	Pass
	10 MHz	LCH	QPSK	RB1#0	16.9	Pass
				RB50#0	16.10	Pass
			16-QAM	RB1#0	16.11	Pass
				RB50#0	16.12	Pass
		HCH	QPSK	RB1#49	16.13	Pass
				RB50#0	16.14	Pass
			16-QAM	RB1#49	16.15	Pass
				RB50#0	16.16	Pass

Test Band	Test Bandwidth	Test Channel	Test Mode	Test RB (Size#Offset)	Refer to Plot[Note1]	Verdict
Band 25	1.4 MHz	LCH	QPSK	RB1#Low	17.1	Pass
				RB6#Low	17.2	Pass
			16-QAM	RB1#Low	17.3	Pass
				RB6#Low	17.4	Pass
		HCH	QPSK	RB1#High	17.5	Pass
				RB6#High	17.6	Pass
			16-QAM	RB1#High	17.7	Pass
				RB6#High	17.8	Pass
	3 MHz	LCH	QPSK	RB1#Low	17.9	Pass
				RB15#Low	17.10	Pass
			16-QAM	RB1#Low	17.11	Pass
				RB15#Low	17.12	Pass
		HCH	QPSK	RB1#High	17.13	Pass
				RB15#High	17.14	Pass
			16-QAM	RB1#High	17.15	Pass
				RB15#High	17.16	Pass
	5 MHz	LCH	QPSK	RB1#Low	17.17	Pass
				RB25#Low	17.18	Pass
			16-QAM	RB1#Low	17.19	Pass
				RB25#Low	17.20	Pass
		HCH	QPSK	RB1#High	17.21	Pass
				RB25#High	17.22	Pass
			16-QAM	RB1#High	17.23	Pass
				RB25#High	17.24	Pass
	10 MHz	LCH	QPSK	RB1#Low	17.25	Pass
				RB50#Low	17.26	Pass
			16-QAM	RB1#Low	17.27	Pass
				RB50#Low	17.28	Pass
		HCH	QPSK	RB1#High	17.29	Pass
				RB50#High	17.30	Pass
			16-QAM	RB1#High	17.31	Pass
				RB50#High	17.32	Pass
	15 MHz	LCH	QPSK	RB1#Low	17.33	Pass
				RB75#Low	17.34	Pass
			16-QAM	RB1#Low	17.35	Pass
				RB75#Low	17.36	Pass
		HCH	QPSK	RB1#High	17.37	Pass
				RB75#High	17.38	Pass
			16-QAM	RB1#High	17.39	Pass
				RB75#High	17.40	Pass
	20 MHz	LCH	QPSK	RB1#Low	17.41	Pass

Test Band	Test Bandwidth	Test Channel	Test Mode	Test RB (Size#Offset)	Refer to Plot[Note1]	Verdict
				RB100#Low	17.42	Pass
			16-QAM	RB1#Low	17.43	Pass
				RB100#Low	17.44	Pass
		HCH	QPSK	RB1#High	17.45	Pass
				RB100#High	17.46	Pass
			16-QAM	RB1#High	17.47	Pass
				RB100#High	17.48	Pass

Test Band	Test Bandwidth	Test Channel	Test Mode	Test RB (Size#Offset)	Refer to Plot[Note1]	Verdict
LTE Band 26(Part 22)	1.4 MHz	LCH	QPSK	RB1#LOW	18.1	Pass
				RB6#LOW	18.2	Pass
			16-QAM	RB1#LOW	18.3	Pass
				RB6#LOW	18.4	Pass
		HCH	QPSK	RB1#HIGH	18.5	Pass
				RB6#HIGH	18.6	Pass
			16-QAM	RB1#HIGH	18.7	Pass
				RB6#HIGH	18.8	Pass
	3 MHz	LCH	QPSK	RB1#LOW	18.9	Pass
				RB15#LOW	18.10	Pass
			16-QAM	RB1#LOW	18.11	Pass
				RB15#LOW	18.12	Pass
		HCH	QPSK	RB1#HIGH	18.13	Pass
				RB15#HIGH	18.14	Pass
			16-QAM	RB1#HIGH	18.15	Pass
				RB15#HIGH	18.16	Pass
	5 MHz	LCH	QPSK	RB1#LOW	18.17	Pass
				RB25#LOW	18.18	Pass
			16-QAM	RB1#LOW	18.19	Pass
				RB25#LOW	18.20	Pass
		HCH	QPSK	RB1#HIGH	18.21	Pass
				RB25#HIGH	18.22	Pass
			16-QAM	RB1#HIGH	18.23	Pass
				RB25#HIGH	18.24	Pass
	10 MHz	LCH	QPSK	RB1#LOW	18.25	Pass
				RB50#LOW	18.26	Pass
			16-QAM	RB1#LOW	18.27	Pass
				RB50#LOW	18.28	Pass
		HCH	QPSK	RB1#HIGH	18.29	Pass
				RB50#HIGH	18.30	Pass
			16-QAM	RB1#HIGH	18.31	Pass
				RB50#HIGH	18.32	Pass
	15 MHz	LCH	QPSK	RB1#LOW	18.33	Pass
				RB75#LOW	18.34	Pass
			16-QAM	RB1#LOW	18.35	Pass
				RB75#LOW	18.36	Pass
		HCH	QPSK	RB1#HIGH	18.37	Pass
				RB75#HIGH	18.38	Pass
			16-QAM	RB1#HIGH	18.39	Pass
				RB75#HIGH	18.40	Pass

Test Band	Test Bandwidth	Test Channel	Test Mode	Test RB (Size#Offset)	Refer to Plot[Note1]	Verdict
LTE Band 26(Part 90)	1.4 MHz	LCH	QPSK	RB1#LOW	19.1	Pass
				RB6#LOW	19.2	Pass
			16-QAM	RB1#LOW	19.3	Pass
				RB6#LOW	19.4	Pass
		HCH	QPSK	RB1#HIGH	19.5	Pass
				RB6#HIGH	19.6	Pass
			16-QAM	RB1#HIGH	19.7	Pass
				RB6#HIGH	19.8	Pass
	3 MHz	LCH	QPSK	RB1#LOW	19.9	Pass
				RB15#LOW	19.10	Pass
			16-QAM	RB1#LOW	19.11	Pass
				RB15#LOW	19.12	Pass
		HCH	QPSK	RB1#HIGH	19.13	Pass
				RB15#HIGH	19.14	Pass
			16-QAM	RB1#HIGH	19.15	Pass
				RB15#HIGH	19.16	Pass
	5 MHz	LCH	QPSK	RB1#LOW	19.17	Pass
				RB25#LOW	19.18	Pass
			16-QAM	RB1#LOW	19.19	Pass
				RB25#LOW	19.20	Pass
		HCH	QPSK	RB1#HIGH	19.21	Pass
				RB25#HIGH	19.22	Pass
			16-QAM	RB1#HIGH	19.23	Pass
				RB25#HIGH	19.24	Pass
	10 MHz	LCH	QPSK	RB1#LOW	19.25	Pass
				RB50#LOW	19.26	Pass
			16-QAM	RB1#LOW	19.27	Pass
				RB50#LOW	19.28	Pass
		HCH	QPSK	RB1#HIGH	19.29	Pass
				RB50#HIGH	19.30	Pass
			16-QAM	RB1#HIGH	19.31	Pass
				RB50#HIGH	19.32	Pass

Test Band	Test Bandwidth	Test Channel	Test Mode	Test RB (Size#Offset)	Refer to Plot[Note1]	Verdict
Band 38	5 MHz	LCH	QPSK	RB1#0	20.1	Pass
				RB25#0	20.2	Pass
			16-QAM	RB1#0	20.3	Pass
				RB25#0	20.4	Pass
		HCH	QPSK	RB1#24	20.5	Pass
				RB25#0	20.6	Pass
			16-QAM	RB1#24	20.7	Pass
				RB25#0	20.8	Pass
	10 MHz	LCH	QPSK	RB1#0	20.9	Pass
				RB50#0	20.10	Pass
			16-QAM	RB1#0	20.11	Pass
				RB50#0	20.12	Pass
		HCH	QPSK	RB1#49	20.13	Pass
				RB50#0	20.14	Pass
			16-QAM	RB1#49	20.15	Pass
				RB50#0	20.16	Pass
	15 MHz	LCH	QPSK	RB1#0	20.17	Pass
				RB75#0	20.18	Pass
			16-QAM	RB1#0	20.19	Pass
				RB75#0	20.20	Pass
		HCH	QPSK	RB1#74	20.21	Pass
				RB75#0	20.22	Pass
			16-QAM	RB1#74	20.23	Pass
				RB75#0	20.24	Pass
	20 MHz	LCH	QPSK	RB1#0	20.25	Pass
				RB100#0	20.26	Pass
			16-QAM	RB1#0	20.27	Pass
				RB100#0	20.28	Pass
		HCH	QPSK	RB1#99	20.29	Pass
				RB100#0	20.30	Pass
			16-QAM	RB1#99	20.31	Pass
				RB100#0	20.32	Pass

Test Band	Test Bandwidth	Test Channel	Test Mode	Test RB (Size#Offset)	Refer to Plot[Note1]	Verdict
Band 41	5 MHz	LCH	QPSK	RB1#Low	21.1	Pass
				RB25#Low	21.2	Pass
			16-QAM	RB1#Low	21.3	Pass
				RB25#Low	21.4	Pass
		HCH	QPSK	RB1#High	21.5	Pass
				RB25#High	21.6	Pass
			16-QAM	RB1#High	21.7	Pass
				RB25#High	21.8	Pass
	10 MHz	LCH	QPSK	RB1#Low	21.9	Pass
				RB50#Low	21.10	Pass
			16-QAM	RB1#Low	21.11	Pass
				RB50#Low	21.12	Pass
		HCH	QPSK	RB1#High	21.13	Pass
				RB50#High	21.14	Pass
			16-QAM	RB1#High	21.15	Pass
				RB50#High	21.16	Pass
	15 MHz	LCH	QPSK	RB1#Low	21.17	Pass
				RB75#Low	21.18	Pass
			16-QAM	RB1#Low	21.19	Pass
				RB75#Low	21.20	Pass
		HCH	QPSK	RB1#High	21.21	Pass
				RB75#High	21.22	Pass
			16-QAM	RB1#High	21.23	Pass
				RB75#High	21.24	Pass
	20 MHz	LCH	QPSK	RB1#Low	21.25	Pass
				RB100#Low	21.26	Pass
			16-QAM	RB1#Low	21.27	Pass
				RB100#Low	21.28	Pass
		HCH	QPSK	RB1#High	21.29	Pass
				RB100#High	21.30	Pass
			16-QAM	RB1#High	21.31	Pass
				RB100#High	21.32	Pass

Test Band	Test Bandwidth	Test Channel	Test Mode	Test RB (Size#Offset)	Refer to Plot[Note1]	Verdict
Band 66	1.4 MHz	LCH	QPSK	RB1#0	22.1	Pass
				RB6#0	22.2	Pass
			16-QAM	RB1#0	22.3	Pass
				RB6#0	22.4	Pass
		HCH	QPSK	RB1#5	22.5	Pass
				RB6#0	22.6	Pass
			16-QAM	RB1#5	22.7	Pass
				RB6#0	22.8	Pass
	3 MHz	LCH	QPSK	RB1#0	22.9	Pass
				RB15#0	22.10	Pass
			16-QAM	RB1#0	22.11	Pass
				RB15#0	22.12	Pass
		HCH	QPSK	RB1#14	22.13	Pass
				RB15#0	22.14	Pass
			16-QAM	RB1#14	22.15	Pass
				RB15#0	22.16	Pass
	5 MHz	LCH	QPSK	RB1#0	22.17	Pass
				RB25#0	22.18	Pass
			16-QAM	RB1#0	22.19	Pass
				RB25#0	22.20	Pass
		HCH	QPSK	RB1#24	22.21	Pass
				RB25#0	22.22	Pass
			16-QAM	RB1#24	22.23	Pass
				RB25#0	22.24	Pass
	10 MHz	LCH	QPSK	RB1#0	22.25	Pass
				RB50#0	22.26	Pass
			16-QAM	RB1#0	22.27	Pass
				RB50#0	22.28	Pass
		HCH	QPSK	RB1#49	22.29	Pass
				RB50#0	22.30	Pass
			16-QAM	RB1#49	22.31	Pass
				RB50#0	22.32	Pass
	15 MHz	LCH	QPSK	RB1#0	22.33	Pass
				RB75#0	22.34	Pass
			16-QAM	RB1#0	22.35	Pass
				RB75#0	22.36	Pass
		HCH	QPSK	RB1#74	22.37	Pass
				RB75#0	22.38	Pass
			16-QAM	RB1#74	22.39	Pass
				RB75#0	22.40	Pass
	20 MHz	LCH	QPSK	RB1#0	22.41	Pass

Test Band	Test Bandwidth	Test Channel	Test Mode	Test RB (Size#Offset)	Refer to Plot[Note1]	Verdict
				RB100#0	22.42	Pass
			16-QAM	RB1#0	22.43	Pass
				RB100#0	22.44	Pass
		HCH	QPSK	RB1#99	22.45	Pass
				RB100#0	22.46	Pass
			16-QAM	RB1#99	22.47	Pass
				RB100#0	22.48	Pass

A.7 Field Strength of Spurious Radiation

Note 1: All modes have been tested, and only the worst case data are shown here.

Note 2: The frequencies of verdict which are marked by "N/A" should be ignored because they are UE carrier frequency.

Note 3: Test plots please refer to the document “Annex No.: BL-SH2530222-501 Data Part 5.pdf”.

Note 4: The disturbance above 26.5GHz was very low, and the above harmonics were the highest point could befound when testing, so only the worst case data displayed in this report.

GSM and WCDMA Mode Test Verdict

Test Band	Test Channel	Refer to Plot[Note3]	Verdict
GSM 850	LCH	1.1	Pass
	MCH		Pass
	HCH		Pass
GSM 1900	LCH	1.2	Pass
	MCH		Pass
	HCH		Pass
WCDMA Band 2	LCH	2.1	Pass
	MCH		Pass
	HCH		Pass
WCDMA Band 4	LCH	2.2	Pass
	MCH		Pass
	HCH		Pass
WCDMA Band 5	LCH	2.3	Pass
	MCH		Pass
	HCH		Pass

LTE Mode Test Verdict

Test Band	Test Bandwidth	Test Channel	Refer to Plot[Note3]	Verdict
Band 2	1.4 MHz	18607	3.1	Pass
Band 4	3 MHz	19965	3.2	Pass
Band 5	1.4 MHz	20407	3.3	Pass
Band 7	20 MHz	21100	3.4	Pass
Band 12	1.4 MHz	23173	3.5	Pass
Band 13	5 MHz	23255	3.6	Pass
Band 17	5 MHz	23825	3.7	Pass
Band 25	20 MHz	26365	3.8	Pass
Band 26 (Part22)	1.4 MHz	27033	3.9	Pass
Band 26 (Part90)	1.4 MHz	26783	3.10	Pass
Band 38	20 MHz	38150	3.11	Pass
Band 41	20 MHz	41490	3.12	Pass
Band 66	20 MHz	132572	3.13	Pass

ANNEX B TEST SETUP PHOTOS

Please refer to the document “BL-SH2530222-AR RF.PDF”.

ANNEX C EUT EXTERNAL PHOTOS

Please refer to the document “BL-SH2530222-AW.PDF”.

ANNEX D EUT INTERNAL PHOTOS

Please refer to the document “BL-SH2530222-AI.PDF”.

Statement

1. The Testing Center guarantees the scientificity, accuracy and impartiality of the test, and is responsible for all the information in the report, except the information provided by the customer. The customer is responsible for the impact of the information provided on the validity of the results.
2. For the report with Accreditation Symbol,the items marked with "☆" are not within the accredited scope.
3. This report is invalid if it is altered, without the signature of the testing and approval personnel, or without the test report stamp.
4. The test data and results are only valid for the tested samples provided by the customer.
5. This report shall not be partially reproduced without the written permission of the Testing Center.
6. Any objection shall be raised to the Testing Center within 30 days after receiving the report.

--END OF REPORT--