15.3 Body SAR in Hotspot Mode

➢ GSM Body SAR in Hotspot mode

Plot No.	Band/Mode	ANT	Test Position	CH.	Freq. (MHz)	Ave. Power (dBm)	Power Drift (dB)	Tune-Up Limit (dBm)	Meas. SAR_{1g} (W/kg)	Scaling Factor	Reported SAR_{1g} (W/kg)
	GPRS850/4 slots	1	Front	190	836.6	33.45	-0.01	33.5	0.131	1.012	0.133
	GPRS850/4 slots	1	Back	190	836.6	33.45	-0.14	33.5	0.488	1.012	0.494
	GPRS850/4 slots	1	Left	190	836.6	33.45	0.01	33.5	0.052	1.012	0.052
	GPRS850/4 slots	1	Top	190	836.6	33.45	0.00	33.5	0.392	1.012	0.397
	GPRS850/4 slots	0	Front	190	836.6	33.51	-0.03	34.0	0.094	1.119	0.105
17	GPRS850/4 slots	0	Back	190	836.6	33.51	0.08	34.0	**0.527**	1.119	0.590
	GPRS850/4 slots	0	Left	190	836.6	33.51	0.05	34.0	0.117	1.119	0.131
	GPRS850/4 slots	0	Right	190	836.6	33.51	0.01	34.0	0.043	1.119	0.048
	GPRS850/4 slots	0	Bottom	190	836.6	33.51	0.07	34.0	0.366	1.119	0.410
	GPRS1900/4 slots	1	Front	661	1880	31.01	-0.01	31.5	0.153	1.119	0.171
	GPRS1900/4 slots	1	Back	661	1880	31.01	0.10	31.5	0.571	1.119	0.639
	GPRS1900/4 slots	1	Left	661	1880	31.01	0.01	31.5	0.060	1.119	0.067
	GPRS1900/4 slots	1	Top	661	1880	31.01	0.02	31.5	0.459	1.119	0.514
	GPRS1900/4 slots	0	Front	661	1880	30.38	0.15	30.5	0.130	1.028	0.134
18	GPRS1900/4 slots	0	Back	661	1880	30.38	-0.09	30.5	**0.797**	1.028	0.819
	GPRS1900/4 slots	0	Left	661	1880	30.38	-0.04	30.5	0.162	1.028	0.167
	GPRS1900/4 slots	0	Right	661	1880	30.38	0.08	30.5	0.060	1.028	0.061
	GPRS1900/4 slots	0	Bottom	661	1880	30.38	0.01	30.5	0.507	1.028	0.521
	GPRS1900/4 slots	0	Back	512	1850.2	30.05	0.10	30.5	0.714	1.109	0.792
	GPRS1900/4 slots	0	Back	810	1909.8	30.25	-0.06	30.5	0.762	1.059	0.807
ANSI / IEEE C95.1 – SAFETY LIMIT Spatial Peak Uncontrolled Exposure/General Population						**1.6 W/kg (mW/g) Averaged over 1g**					

➢ WCDMA Body SAR in Hotspot mode

Plot No.	Band/Mode	ANT	Test Position	CH.	Freq. (MHz)	Ave. Power (dBm)	Power Drift (dB)	Tune-Up Limit (dBm)	Meas. SAR_{1g} (W/kg)	Scaling Factor	Reported SAR_{1g} (W/kg)
	Band II/RMC	1	Front	9538	1907.6	23.37	0.01	23.5	0.050	1.030	0.052
	Band II/RMC	1	Back	9538	1907.6	23.37	-0.08	23.5	0.186	1.030	0.192
	Band II/RMC	1	Left	9538	1907.6	23.37	0.00	23.5	0.020	1.030	0.020
	Band II/RMC	1	Top	9538	1907.6	23.37	0.02	23.5	0.149	1.030	0.153
	Band II/RMC	0	Front	9538	1907.6	23.12	0.07	23.5	0.041	1.091	0.044
19	Band II/RMC	0	Back	9538	1907.6	23.12	-0.02	23.5	**0.229**	1.091	0.250
	Band II/RMC	0	Left	9538	1907.6	23.12	-0.08	23.5	0.051	1.091	0.056
	Band II/RMC	0	Right	9538	1907.6	23.12	0.01	23.5	0.019	1.091	0.020
	Band II/RMC	0	Bottom	9538	1907.6	23.12	0.09	23.5	0.158	1.091	0.172
	Band IV/RMC	1	Front	1312	1712.4	23.14	0.01	23.5	0.041	1.086	0.044
	Band IV/RMC	1	Back	1312	1712.4	23.14	0.19	23.5	0.151	1.086	0.164
	Band IV/RMC	1	Left	1312	1712.4	23.14	0.06	23.5	0.016	1.086	0.017
	Band IV/RMC	1	Top	1312	1712.4	23.14	0.01	23.5	0.121	1.086	0.131
	Band IV/RMC	0	Front	1312	1712.4	23.12	-0.11	23.5	0.073	1.091	0.080
20	Band IV/RMC	0	Back	1312	1712.4	23.12	0.12	23.5	**0.205**	1.091	0.224
	Band IV/RMC	0	Left	1312	1712.4	23.12	0.00	23.5	0.046	1.091	0.050
	Band IV/RMC	0	Right	1312	1712.4	23.12	-0.09	23.5	0.017	1.091	0.018
	Band IV/RMC	0	Bottom	1312	1712.4	23.12	-0.11	23.5	0.187	1.091	0.204
	Band V/RMC	1	Front	4132	826.4	23.42	0.04	23.5	0.083	1.019	0.084
21	Band V/RMC	1	Back	4132	826.4	23.42	-0.03	23.5	**0.308**	1.019	0.314
	Band V/RMC	1	Left	4132	826.4	23.42	0.00	23.5	0.033	1.019	0.033
	Band V/RMC	1	Top	4132	826.4	23.42	-0.01	23.5	0.247	1.019	0.252
	Band V/RMC	0	Front	4132	826.4	23.30	-0.01	23.5	0.153	1.047	0.160
	Band V/RMC	0	Back	4132	826.4	23.30	-0.07	23.5	0.224	1.047	0.235
	Band V/RMC	0	Left	4132	826.4	23.30	0.00	23.5	0.050	1.047	0.052
	Band V/RMC	0	Right	4132	826.4	23.30	0.16	23.5	0.018	1.047	0.019
	Band V/RMC	0	Bottom	4132	826.4	23.30	-0.02	23.5	0.117	1.047	0.122
ANSI / IEEE C95.1 – SAFETY LIMIT Spatial Peak Uncontrolled Exposure/General Population						**1.6 W/kg (mW/g) Averaged over 1g**					

➢ FDD-LTE Band 2(20MHz) QPSK Body SAR in Hotspot mode

Plot No.	Band/Mode	ANT	Test Position	CH.	Freq. (MHz)	Ave. Power (dBm)	Power Drift (dB)	Tune-Up Limit (dBm)	Meas. SAR_{1g} (W/kg)	Scaling Factor	Reported SAR_{1g} (W/kg)
	Band2/1RB#49	1	Front	18900	1880	23.64	0.00	24.0	0.084	1.086	0.091
22	Band2/1RB#49	1	Back	18900	1880	23.64	0.10	24.0	**0.311**	1.086	0.338
	Band2/1RB#49	1	Left	18900	1880	23.64	-0.10	24.0	0.033	1.086	0.036
	Band2/1RB#49	1	Top	18900	1880	23.64	0.15	24.0	0.250	1.086	0.272
	Band2/1RB#49	0	Front	18900	1880	23.04	-0.01	23.5	0.041	1.112	0.046
	Band2/1RB#49	0	Back	18900	1880	23.04	-0.19	23.5	0.232	1.112	0.258
	Band2/1RB#49	0	Left	18900	1880	23.04	0.03	23.5	0.052	1.112	0.057
	Band2/1RB#49	0	Right	18900	1880	23.04	0.02	23.5	0.019	1.112	0.021
	Band2/1RB#49	0	Bottom	18900	1880	23.04	0.14	23.5	0.161	1.112	0.179
	Band2/50%RB#24	1	Front	18900	1880	22.64	0.14	23.0	0.080	1.086	0.087
	Band2/50%RB#24	1	Back	18900	1880	22.64	0.01	23.0	0.298	1.086	0.324
	Band2/50%RB#24	1	Left	18900	1880	22.64	-0.13	23.0	0.032	1.086	0.034
	Band2/50%RB#24	1	Top	18900	1880	22.64	0.10	23.0	0.239	1.086	0.260
	Band2/50%RB#0	0	Front	18900	1880	22.05	0.01	22.5	0.035	1.109	0.039
	Band2/50%RB#0	0	Back	18900	1880	22.05	0.02	22.5	0.199	1.109	0.221
	Band2/50%RB#0	0	Left	18900	1880	22.05	-0.12	22.5	0.044	1.109	0.049
	Band2/50%RB#0	0	Right	18900	1880	22.05	0.01	22.5	0.016	1.109	0.018
	Band2/50%RB#0	0	Bottom	18900	1880	22.05	0.05	22.5	0.138	1.109	0.153
ANSI / IEEE C95.1 – SAFETY LIMIT Spatial Peak Uncontrolled Exposure/General Population						**1.6 W/kg (mW/g) Averaged over 1g**					

➢ FDD-LTE Band 4(20MHz) QPSK Body SAR in Hotspot mode

Plot No.	Band/Mode	ANT	Test Position	CH.	Freq. (MHz)	Ave. Power (dBm)	Power Drift (dB)	Tune-Up Limit (dBm)	Meas. SAR_{1g} (W/kg)	Scaling Factor	Reported SAR_{1g} (W/kg)
	Band4/1RB#49	1	Front	20300	1745	23.61	0.08	24.0	0.034	1.094	0.037
	Band4/1RB#49	1	Back	20300	1745	23.61	0.07	24.0	0.126	1.094	0.138
	Band4/1RB#49	1	Left	20300	1745	23.61	0.06	24.0	0.013	1.094	0.015
	Band4/1RB#49	1	Top	20300	1745	23.61	-0.15	24.0	0.101	1.094	0.110
	Band4/1RB#49	0	Front	20300	1745	22.73	0.11	23.0	0.037	1.064	0.039
23	Band4/1RB#49	0	Back	20300	1745	22.73	0.12	23.0	**0.208**	1.064	0.221
	Band4/1RB#49	0	Left	20300	1745	22.73	0.07	23.0	0.046	1.064	0.049
	Band4/1RB#49	0	Right	20300	1745	22.73	0.00	23.0	0.017	1.064	0.018
	Band4/1RB#49	0	Bottom	20300	1745	22.73	0.01	23.0	0.144	1.064	0.153
	Band4/50%RB#0	1	Front	20300	1745	22.46	0.08	22.5	0.027	1.009	0.027
	Band4/50%RB#0	1	Back	20300	1745	22.46	0.01	22.5	0.101	1.009	0.102
	Band4/50%RB#0	1	Left	20300	1745	22.46	0.13	22.5	0.011	1.009	0.011
	Band4/50%RB#0	1	Top	20300	1745	22.46	-0.14	22.5	0.081	1.009	0.082
	Band4/50%RB#49	0	Front	20300	1745	21.63	0.16	22.0	0.032	1.089	0.035
	Band4/50%RB#49	0	Back	20300	1745	21.63	0.01	22.0	0.182	1.089	0.198
	Band4/50%RB#49	0	Left	20300	1745	21.63	0.04	22.0	0.040	1.089	0.044
	Band4/50%RB#49	0	Right	20300	1745	21.63	0.06	22.0	0.015	1.089	0.016
	Band4/50%RB#49	0	Bottom	20300	1745	21.63	0.04	22.0	0.126	1.089	0.137
ANSI / IEEE C95.1 – SAFETY LIMIT Spatial Peak Uncontrolled Exposure/General Population						**1.6 W/kg (mW/g) Averaged over 1g**					

➢ FDD-LTE Band 5(10MHz) QPSK Body SAR in Hotspot mode

Plot No.	Band/Mode	ANT	Test Position	CH.	Freq. (MHz)	Ave. Power (dBm)	Power Drift (dB)	Tune-Up Limit (dBm)	Meas. SAR_{1g} (W/kg)	Scaling Factor	Reported SAR_{1g} (W/kg)
	Band5/1RB#24	1	Front	20525	836.5	23.86	0.01	24.0	0.081	1.033	0.083
	Band5/1RB#24	1	Back	20525	836.5	23.86	-0.06	24.0	0.299	1.033	0.309
	Band5/1RB#24	1	Left	20525	836.5	23.86	0.00	24.0	0.032	1.033	0.033
	Band5/1RB#24	1	Top	20525	836.5	23.86	0.07	24.0	0.240	1.033	0.248
	Band5/1RB#24	0	Front	20525	836.5	23.49	0.01	23.5	0.063	1.002	0.063
24	Band5/1RB#24	0	Back	20525	836.5	23.49	-0.07	23.5	**0.352**	1.002	0.353
	Band5/1RB#24	0	Left	20525	836.5	23.49	-0.12	23.5	0.078	1.002	0.078
	Band5/1RB#24	0	Right	20525	836.5	23.49	0.01	23.5	0.029	1.002	0.029
	Band5/1RB#24	0	Bottom	20525	836.5	23.49	0.04	23.5	0.244	1.002	0.244
	Band5/50%RB#24	1	Front	20525	836.5	22.76	-0.09	23.0	0.068	1.057	0.071
	Band5/50%RB#24	1	Back	20525	836.5	22.76	0.07	23.0	0.251	1.057	0.265
	Band5/50%RB#24	1	Left	20525	836.5	22.76	0.04	23.0	0.027	1.057	0.028
	Band5/50%RB#24	1	Top	20525	836.5	22.76	0.05	23.0	0.201	1.057	0.212
	Band5/50%RB#0	0	Front	20450	829	22.39	0.01	22.5	0.056	1.026	0.057
	Band5/50%RB#0	0	Back	20450	829	22.39	0.13	22.5	0.313	1.026	0.321
	Band5/50%RB#0	0	Left	20450	829	22.39	0.11	22.5	0.070	1.026	0.071
	Band5/50%RB#0	0	Right	20450	829	22.39	0.01	22.5	0.025	1.026	0.026
	Band5/50%RB#0	0	Bottom	20450	829	22.39	-0.04	22.5	0.217	1.026	0.223
ANSI / IEEE C95.1 – SAFETY LIMIT Spatial Peak Uncontrolled Exposure/General Population						**1.6 W/kg (mW/g) Averaged over 1g**					

➢ FDD-LTE Band 7(20MHz) QPSK Body SAR in Hotspot mode

Plot No.	Band/Mode	ANT	Test Position	CH.	Freq. (MHz)	Ave. Power (dBm)	Power Drift (dB)	Tune-Up Limit (dBm)	Meas. SAR_{1g} (W/kg)	Scaling Factor	Reported SAR_{1g} (W/kg)
	Band7/1RB#49	1	Front	20850	2510	23.93	0.01	24.0	0.112	1.016	0.114
25	Band7/1RB#49	1	Back	20850	2510	23.93	0.08	24.0	**0.419**	1.016	0.426
	Band7/1RB#49	1	Left	20850	2510	23.93	0.05	24.0	0.044	1.016	0.045
	Band7/1RB#49	1	Top	20850	2510	23.93	0.06	24.0	0.336	1.016	0.341
	Band7/1RB#49	0	Front	20850	2510	22.19	0.01	22.5	0.014	1.074	0.015
	Band7/1RB#49	0	Back	20850	2510	22.19	0.07	22.5	0.079	1.074	0.085
	Band7/1RB#49	0	Left	20850	2510	22.19	-0.01	22.5	0.018	1.074	0.019
	Band7/1RB#49	0	Right	20850	2510	22.19	0.17	22.5	0.006	1.074	0.007
	Band7/1RB#49	0	Bottom	20850	2510	22.19	0.02	22.5	0.055	1.074	0.059
	Band7/50%RB#0	1	Front	20850	2510	22.13	0.00	22.5	0.103	1.089	0.112
	Band7/50%RB#0	1	Back	20850	2510	22.13	0.01	22.5	0.383	1.089	0.417
	Band7/50%RB#0	1	Left	20850	2510	22.13	-0.06	22.5	0.041	1.089	0.044
	Band7/50%RB#0	1	Top	20850	2510	22.13	0.03	22.5	0.307	1.089	0.334
	Band7/50%RB#49	0	Front	21100	2535	20.82	0.08	21.0	0.011	1.042	0.011
	Band7/50%RB#49	0	Back	21100	2535	20.82	0.01	21.0	0.061	1.042	0.064
	Band7/50%RB#49	0	Left	21100	2535	20.82	0.02	21.0	0.014	1.042	0.014
	Band7/50%RB#49	0	Right	21100	2535	20.82	0.09	21.0	0.005	1.042	0.005
	Band7/50%RB#49	0	Bottom	21100	2535	20.82	-0.11	21.0	0.042	1.042	0.044
ANSI / IEEE C95.1 – SAFETY LIMIT Spatial Peak Uncontrolled Exposure/General Population						**1.6 W/kg (mW/g) Averaged over 1g**					

➢ TDD-LTE Band 41(20MHz) QPSK Body SAR in Hotspot mode

Plot No.	Band/Mode	ANT	Test Position	CH.	Freq. (MHz)	Ave. Power (dBm)	Power Drift (dB)	Tune-Up Limit (dBm)	Meas. SAR_{1g} (W/kg)	Scaling Factor	D.C Factor	Reported SAR_{1g} (W/kg)
	Band41/1RB#49	1	Front	41140	2645	24.23	0.01	24.5	0.090	1.064	1.008	0.096
26	Band41/1RB#49	1	Back	41140	2645	24.23	0.06	24.5	**0.334**	1.064	1.008	0.358
	Band41/1RB#49	1	Left	41140	2645	24.23	0.05	24.5	0.035	1.064	1.008	0.038
	Band41/1RB#49	1	Top	41140	2645	24.23	0.01	24.5	0.268	1.064	1.008	0.287
	Band41/1RB#49	0	Front	40140	2545	22.87	0.00	23.0	0.009	1.030	1.008	0.009
	Band41/1RB#49	0	Back	40140	2545	22.87	0.07	23.0	0.054	1.030	1.008	0.056
	Band41/1RB#49	0	Left	40140	2545	22.87	0.01	23.0	0.012	1.030	1.008	0.012
	Band41/1RB#49	0	Right	40140	2545	22.87	-0.01	23.0	0.004	1.030	1.008	0.005
	Band41/1RB#49	0	Bottom	40140	2545	22.87	0.04	23.0	0.038	1.030	1.008	0.039
	Band41/50%RB#24	1	Front	41140	2645	23.06	0.04	23.5	0.078	1.107	1.008	0.087
	Band41/50%RB#24	1	Back	41140	2645	23.06	0.10	23.5	0.291	1.107	1.008	0.325
	Band41/50%RB#24	1	Left	41140	2645	23.06	-0.06	23.5	0.031	1.107	1.008	0.034
	Band41/50%RB#24	1	Top	41140	2645	23.06	0.05	23.5	0.233	1.107	1.008	0.260
	Band41/50%RB#0	0	Front	41140	2645	21.71	0.02	22.0	0.006	1.069	1.008	0.006
	Band41/50%RB#0	0	Back	41140	2645	21.71	-0.08	22.0	0.039	1.069	1.008	0.042
	Band41/50%RB#0	0	Left	41140	2645	21.71	0.07	22.0	0.008	1.069	1.008	0.009
	Band41/50%RB#0	0	Right	41140	2645	21.71	0.03	22.0	0.003	1.069	1.008	0.003
	Band41/50%RB#0	0	Bottom	41140	2645	21.71	0.01	22.0	0.027	1.069	1.008	0.029
ANSI / IEEE C95.1 – SAFETY LIMIT Spatial Peak Uncontrolled Exposure/General Population						**1.6 W/kg (mW/g) Averaged over 1g**						

➢ WLAN 2.4GHz Body SAR in Hotspot mode

Plot No.	Band/Mode	Test Position	CH.	Freq. (MHz)	Ave. Power (dBm)	Power Drift (dB)	Tune-Up Limit (dBm)	Meas. SAR_{1g} (W/kg)	Scaling Factor	D.C Factor	Reported SAR_{1g} (W/kg)
	2.4GHz/802.11b	Front	6	2437	18.33	0.02	18.5	0.040	1.040	1.000	0.041
27	2.4GHz/802.11b	Back	6	2437	18.33	-0.08	18.5	**0.084**	1.040	1.000	0.087
	2.4GHz/802.11b	Right	6	2437	18.33	-0.18	18.5	0.043	1.040	1.000	0.044
	2.4GHz/802.11b	Top	6	2437	18.33	-0.13	18.5	0.065	1.040	1.000	0.067
ANSI / IEEE C95.1 – SAFETY LIMIT Spatial Peak Uncontrolled Exposure/General Population					**1.6 W/kg (mW/g) Averaged over 1g**						

➢ WLAN 5.2GHz Body SAR in Hotspot mode

Plot No.	Band/Mode	Test Position	CH.	Freq. (MHz)	Ave. Power (dBm)	Power Drift (dB)	Tune-Up Limit (dBm)	Meas. SAR_{1g} (W/kg)	Scaling Factor	D.C Factor	Reported SAR_{1g} (W/kg)
	5.2GHz/802.11a	Front	36	5180	15.17	0.00	15.5	0.041	1.079	1.000	0.044
	5.2GHz/802.11a	Back	36	5180	15.17	0.01	15.5	0.141	1.079	1.000	0.152
33	5.2GHz/802.11a	Right	36	5180	15.17	0.03	15.5	**0.195**	1.079	1.000	0.210
	5.2GHz/802.11a	Top	36	5180	15.17	0.00	15.5	0.140	1.079	1.000	0.151
ANSI / IEEE C95.1 – SAFETY LIMIT Spatial Peak Uncontrolled Exposure/General Population					**1.6 W/kg (mW/g) Averaged over 1g**						

➢ WLAN 5.8GHz Body SAR in Hotspot mode

Plot No.	Band/Mode	Test Position	CH.	Freq. (MHz)	Ave. Power (dBm)	Power Drift (dB)	Tune-Up Limit (dBm)	Meas. SAR_{1g} (W/kg)	Scaling Factor	D.C Factor	Reported SAR_{1g} (W/kg)
	5.8GHz/802.11a	Front	165	5825	16.72	0.01	17.0	0.056	1.067	1.000	0.059
31	5.8GHz/802.11a	Back	165	5825	16.72	0.00	17.0	**0.284**	1.067	1.000	0.303
	5.8GHz/802.11a	Right	165	5825	16.72	0.15	17.0	0.264	1.067	1.000	0.282
	5.8GHz/802.11a	Top	165	5825	16.72	-0.01	17.0	0.189	1.067	1.000	0.202
ANSI / IEEE C95.1 – SAFETY LIMIT Spatial Peak Uncontrolled Exposure/General Population					**1.6 W/kg (mW/g) Averaged over 1g**						

➢ Bluetooth Body SAR in Hotspot mode

Plot No.	Band/Mode	Test Position	CH.	Freq. (MHz)	Ave. Power (dBm)	Power Drift (dB)	Tune-Up Limit (dBm)	Meas. SAR_{1g} (W/kg)	Scaling Factor	D.C Factor	Reported SAR_{1g} (W/kg)
	BT/GFSK	Front	39	2441	6.06	0.02	6.5	0.004	1.108	1.000	0.004
32	BT/GFSK	Back	39	2441	6.06	0.08	6.5	**0.008**	1.108	1.000	0.009
	BT/GFSK	Right	39	2441	6.06	-0.06	6.5	0.002	1.108	1.000	0.002
	BT/GFSK	Top	39	2441	6.06	0.05	6.5	0.005	1.108	1.000	0.006
ANSI / IEEE C95.1 – SAFETY LIMIT Spatial Peak Uncontrolled Exposure/General Population					**1.6 W/kg (mW/g) Averaged over 1g**						

Note:

1. Per KDB 447498 D04v01, for each exposure position, if the highest output channel Reported SAR ≤0.8W/kg, other channels SAR testing is not necessary.
2. Additional WLAN SAR testing was performed for simultaneous transmission analysis.
3. For Hotspot SAR testing, per KDB 941225 D06v02r01, for EUT dimension ≥ 9cm*5cm, the test distance is 10mm. SAR must be measured for all surfaces and sides with a transmitting antenna located within 2.5cm from that surface or edge.
4. Per KDB 941225 D01v03r01, RMC 12.2kbps setting is used to evaluate SAR. If HSDPA output power is < 0.25dB higher than RMC 12.2kbps, or Reported SAR with RMC 12.2kbps setting is ≤ 1.2W/kg, HSDPA SAR evaluation can be excluded.
5. Per KDB 865664 D01v01r04, for each frequency band, repeated SAR measurement is required when the measured SAR is ≥0.8W/kg.
6. Per KDB 648474 D04v01r03, when the Reported SAR for a body-worn accessory measured without a headset connected to the handset is > 1.2 W/kg, SAR testing with a headset connected to the handset is required.
7. Per KDB 941225 D05v02r05, 100% RB allocation SAR measurement is not required when the highest reported SAR for 1 RB and 50% RB allocation are ≤ 0.8 W/kg. Otherwise, SAR is measured for the highest output power channel.
8. According to KDB 865664 D02v01r02, SAR plot is required for the highest measured SAR in each exposure configuration, wireless mode and frequency band combination.
9. Highlight part of test data means repeated test.
10. *: Due the antenna location and antenna performance results the SAR value lower than the lowest system limit, then we show “<0.001* W/Kg” in the report.

15.4 Repeated SAR measurement

Band/ Mode	Test Position	CH.	Freq. (MHz)	Measured SAR (W/kg)				
				Original	1st Repeated		2nd Repeated	
					Value	Ratio	Value	Ratio
Band V/RMC	Right Tilted	4183	836.6	1.050	1.010	1.01	/	/
Band5/1RB#24	Right Cheek	20600	844	1.060	1.020	1.04	/	/
Band7/1RB#49	Right Tilted	21350	2560	0.966	0.914	1.06	/	/
ANSI / IEEE C95.1 – SAFETY LIMIT Spatial Peak Uncontrolled Exposure/General Population				**1.6 W/kg (mW/g) Averaged over 1g**				

Note:

1. Per KDB 865664 D01v01r04, for each frequency band, repeated SAR measurement is required only when the measured SAR is ≥0.8 W/kg
2. Per KDB 865664 D01v01r04, if the ratio of *original* and *repeated* is ≤ 1.2 and the measured SAR <1.45 W/kg, only one repeated measurement is required.

15.5 Multi-Band Simultaneous Transmission Considerations

➢ **Simultaneous Transmission Capabilities**

According to FCC KDB Publication 447498 D04v01, transmitters are considered to be transmitting simultaneously when there is overlapping transmission, with the exception of transmissions during network hand-offs with maximum hand-off duration less than 30 seconds. Possible transmission paths for the EUT are shown in below Figure and are color-coded to indicate communication modes which share the same path. Modes which share the same transmission path cannot transmit simultaneously with one another.

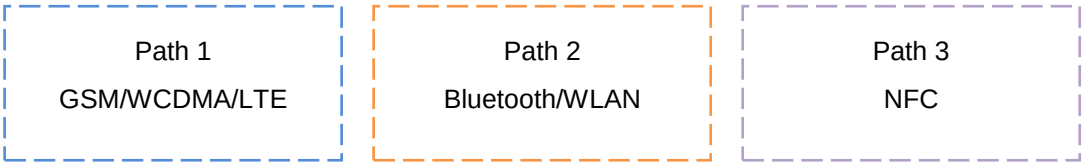

Fig.15.1 Simultaneous Transmission Paths

➢ **Simultaneous Transmission Procedures**

This device contains transmitters that may operate simultaneously. Therefore simultaneous transmission analysis is required. Per FCC KDB 447498 D04v01, simultaneous transmission SAR test exclusion may be applied when the sum of the 1-g SAR for all the simultaneous transmitting antennas in a specific a physical test configuration is ≤ 1.6 W/kg. When standalone SAR is not required to be measured, per FCC KDB 447498 D04v01 Appendix E, E.1), the following equation must be used to estimate the standalone 1g SAR for simultaneous transmission assessment involving that transmitter.

$$SAR_{est} = 1.6 \cdot P_{ant} / P_{th} \text{ [W/kg]}.$$

Mode	Max. Power (dBm)	Max. Power (mW)	Exposure Position	Head	Body	Hotspot
NFC	-55.14	0.0000031	Estimated SAR (W/kg)	0.000	0.000	0.000

Note:

1. Per KDB 447498 D04v01 section 2.1.2: 1-mW Test Exemption, P_{th} =1mW.

➢ **Multi-Band simultaneous Transmission Consideration**

	Position	Applicable Combination
Simultaneous Transmission Consideration	Head	WWAN (Voice) + WLAN 2.4 GHz + NFC
		WWAN (Voice) + 5.2GHz/5.3GHz+5.6GHz/5.8GHz+ Bluetooth + NFC
	Body	WWAN (Data) + WLAN 2.4 GHz+ NFC
		WWAN (Data) + 5.2GHz/5.3GHz+5.6GHz/5.8GHz+ Bluetooth + NFC
	Hotspot	WWAN (Data) + WLAN 2.4 GHz + NFC
		WWAN (Data) + 5.2GHz/5.8GHz+ Bluetooth+ NFC

Note:

1. WLAN 2.4GHz Band, WLAN 5.2GHz Band, WLAN 5.3GHz Band, WLAN 5.6GHz, WLAN 5.8GHz Band share the same antenna, and cannot transmit simultaneously.
2. WLAN 2.4GHz Band and Bluetooth cannot transmit simultaneously.
3. GSM/WCDMA/LTE shares the same antenna, and cannot transmit simultaneously.
4. The Report SAR summation is calculated based on the same configuration and test position.
5. Per KDB 447498 D04v01, simultaneous transmission SAR is compliant if,
   i. Scalar SAR summation < 1.6 W/kg.
   ii. SPLSR = $(SAR_1 + SAR_2)^{1.5}$ / (*min. separation distance, mm*), and the peak separation distance is determined from the square root of $[(x_1-x_2)^2 + (y_1-y_2)^2 + (z_1-z_2)^2]$, where (x_1, y_1, z_1) and (x_2, y_2, z_2) are the coordinates of the extrapolated peak SAR locations in the zoom scan If SPLSR ≤ 0.04, simultaneously transmission SAR measurement is not necessary.
   iii. Simultaneously transmission SAR measurement, and the Reported multi-band SAR < 1.6 W/kg.

15.6 SAR Simultaneous Transmission Analysis

➢ **Simultaneous Transmission**

Position		Standalone SAR(W/kg)					Σ SAR_{1g} (W/kg)	
		1	2	3	4	5	1+2+5	1+3+4+5
		WWAN	2.4G WLAN	5G WLAN	BT	NFC		
Head	Right Cheek	1.133	0.126	0.256	0.006	0	1.259	1.395
	Right Tilted	1.183	0.152	0.317	0.007	0	1.335	**1.507**
	Left Cheek	0.933	0.222	0.452	0.011	0	1.155	1.396
	Left Tilted	0.668	0.205	0.418	0.007	0	0.873	1.093
Body-worn	Front	0.171	0.041	0.059	0.004	0	0.212	0.234
	Back	0.819	0.087	0.303	0.009	0	0.906	1.031
Hotspot	Front	0.171	0.041	0.059	0.004	0	0.212	0.234
	Back	0.819	0.087	0.303	0.009	0	0.906	1.031
	Left	0.167	/	/	/	0	0.167	0.167
	Right	0.061	0.044	0.282	0.002	0	0.105	0.345
	Top	0.514	0.067	0.202	0.006	0	0.581	0.722
	Bottom	0.521	/	/	/	0	0.521	0.521

➢ **Simultaneous Transmission Conclusion**

The above numerical summed SAR results for all the case simultaneous transmission conditions were below the SAR limit. Therefore, the above analysis is sufficient to determine that simultaneous transmission cases will not exceed the SAR limit and therefore no measured volumetric simultaneous SAR summation is required per FCC KDB Publication 447498 D04v01.

15.7 Measurement Uncertainty

Per KDB865664 D01 SAR Measurement 100 MHz to 6 GHz v01r04, when the highest measured 1-g SAR within a frequency band is < 1.5 W/kg, the extensive SAR measurement uncertainty analysis described in IEC/IEEE 62209-1528:2020 is not required in SAR reports submitted for equipment approval. The equivalent ratio (1.5/1.6) is applied to extremity and occupational exposure conditions.

15.8 Measurement Conclusion

The SAR evaluation indicates that the EUT complies with the RF radiation exposure limits of the FCC and Industry Canada, with respect to all parameters subject to this test. These measurements were taken to simulate the RF effects of RF exposure under worst-case conditions. Precise laboratory measures were taken to assure repeatability of the tests. The results and statements relate only to the item(s) tested. Please note that the absorption and distribution of electromagnetic energy in the body are very complex phenomena that depend on the mass, shape, and size of the body, the orientation of the body with respect to the field vectors, and the electrical properties of both the body and the environment. Other variables that may play a substantial role in possible biological effects are those that characterize the environment (e.g. ambient temperature, air velocity, relative humidity, and body insulation) and those that characterize the individual (e.g. age, gender, activity level, debilitation, or disease). Because various factors may interact with one another to vary the specific biological outcome of an exposure to electromagnetic fields, any protection guide should consider maximal amplification of biological effects as a result of field-body interactions, environmental conditions, and physiological variables.

16 Reference

[1]. FCC 47 CFR Part 2 “Frequency Allocations and Radio Treaty Matters; General Rules and Regulations”

[2]. ANSI/IEEE Std. C95.1-1992, “IEEE Standard for Safety Levels with Respect to Human Exposure to Radio Frequency Electromagnetic Fields, 3 kHz to 300 GHz”, September 1992

[3]. IEC/IEEE 62209-1528:2020, “Measurement procedure for the assessment of specific absorption rate of human exposure to radio frequency fields from hand-held and body-mounted wireless communication devices –Part 1528: Human models, instrumentation, and procedures (Frequency range of 4 MHz to 10 GHz)”, October 2020

[4]. SPEAG DASY52 System Handbook

[5]. FCC KDB 248227 D01 v02r02, “SAR GUIDANCE FOR IEEE 802.11 (Wi-Fi) TRANSMITTERS”, October 2015

[6]. FCC KDB 447498 D04 v01, “RF EXPOSURE PROCEDURES AND EQUIPMENT AUTHORIZATION POLICIES FOR MOBILE AND PORTABLE DEVICES”, November 2021

[7]. FCC KDB 648474 D04 v01r03, “SAR EVALUATION CONSIDERATIONS FOR WIRELESS HANDSETS”, October 2015

[8]. FCC KDB 941225 D01 v03r01, “3G SAR MEAUREMENT PROCEDURES”, October 2015

[9]. FCC KDB 941225 D05 v02r05, “SAR EVALUATION CONSIDERATIONS FOR LTE DEVICES”, Dec 2015

[10]. FCC KDB 941225 D06 v02r01, " SAR EVALUATION PROCEDURES FOR PORTABLE DEVICES WITH WIRELESS ROUTER CAPABILITIES", October 2015

[11]. FCC KDB 865664 D01 v01r04, “SAR MEASUREMENT REQUIREMENTS FOR 100 MHz TO 6 GHz”, August 2015

Appendix A: Plots of SAR System Check

Test Laboratory: JYTSZ Date: 08.17.2024

DUT: Dipole 835 MHz; Type: D835V2; Serial: SN:4D154

Communication System: UID 0, CW (0); Frequency: 835 MHz;Duty Cycle: 1:1
Medium parameters used (interpolated): f = 835 MHz; σ = 0.899 S/m; ε_r = 42.847; ρ = 1000 kg/m^3
Phantom section: Flat Section

DASY5 Configuration:

- Probe: EX3DV4 - SN7601; ConvF(10.3, 10.3, 10.3) @ 835 MHz; Calibrated: 01.29.2024
- Sensor-Surface: 1.4mm (Mechanical Surface Detection)
- Electronics: DAE4 Sn1373; Calibrated: 11.27.2023
- Phantom: SAM-Twin; Type: QD 000 P40 CD; Serial: 1885
- Measurement SW: DASY52, Version 52.10 (4); SEMCAD X Version 14.6.14 (7501)

System Performance Check at Frequency835 MHz Head Tissue/d=15mm, Pin=80 mW, dist=1.4mm (EX-Probe)/Area Scan (41x141x1): Interpolated grid: dx=1.500 mm, dy=1.500 mm
Maximum value of SAR (interpolated) = 1.02 W/kg

System Performance Check at Frequency835 MHz Head Tissue/d=15mm, Pin=80 mW, dist=1.4mm (EX-Probe)/Zoom Scan (7x7x7) (5x5x7)/Cube 0:
Measurement grid: dx=8mm, dy=8mm, dz=5mm
Reference Value = 34.37 V/m; Power Drift = 0.03 dB
Peak SAR (extrapolated) = 1.15 W/kg
SAR(1 g) = 0.782 W/kg; SAR(10 g) = 0.485 W/kg
Smallest distance from peaks to all points 3 dB below = 16.1 mm
Ratio of SAR at M2 to SAR at M1 = 62.4%
Maximum value of SAR (measured) = 1.02 W/kg

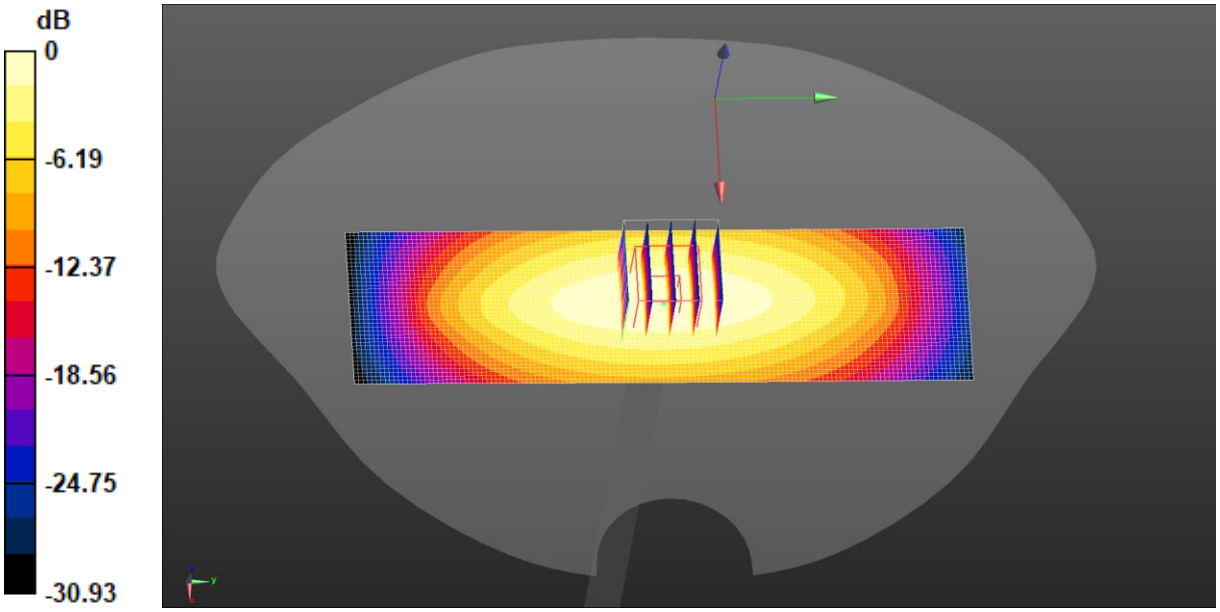

0 dB = 1.02 W/kg = 0.09 dBW/kg

Test Laboratory: JYTSZ Date: 08.02.2024

DUT: Dipole 1750 MHz; Type: D1750V2; Serial: SN:1177

Communication System: UID 0, CW (0); Frequency: 1750 MHz;Duty Cycle: 1:1
Medium parameters used: f = 1750 MHz; σ = 1.347 S/m; ε_r = 41.371; ρ = 1000 kg/m^3
Phantom section: Flat Section

DASY5 Configuration:

- Probe: EX3DV4 - SN7601; ConvF(8.73, 8.73, 8.73) @ 1750 MHz; Calibrated: 01.29.2024
- Sensor-Surface: 1.4mm (Mechanical Surface Detection)
- Electronics: DAE4 Sn1373; Calibrated: 11.27.2023
- Phantom: SAM-Twin; Type: QD 000 P40 CD; Serial: 1885
- Measurement SW: DASY52, Version 52.10 (4); SEMCAD X Version 14.6.14 (7501)

System Performance Check at Frequency1750 MHz Head Tissue/d=10mm, Pin=40 mW, dist=1.4mm (EX-Probe)/Area Scan (41x81x1): Interpolated grid: dx=1.500 mm, dy=1.500 mm
Maximum value of SAR (interpolated) = 2.24 W/kg

System Performance Check at Frequency1750 MHz Head Tissue/d=10mm, Pin=40 mW, dist=1.4mm (EX-Probe)/Zoom Scan (7x7x7) (5x5x7)/Cube 0:
Measurement grid: dx=8mm, dy=8mm, dz=5mm
Reference Value = 37.15 V/m; Power Drift = 0.14 dB
Peak SAR (extrapolated) = 2.62 W/kg
SAR(1 g) = 1.44 W/kg; SAR(10 g) = 0.794 W/kg
Smallest distance from peaks to all points 3 dB below = 9.6 mm
Ratio of SAR at M2 to SAR at M1 = 53.9%
Maximum value of SAR (measured) = 2.21 W/kg

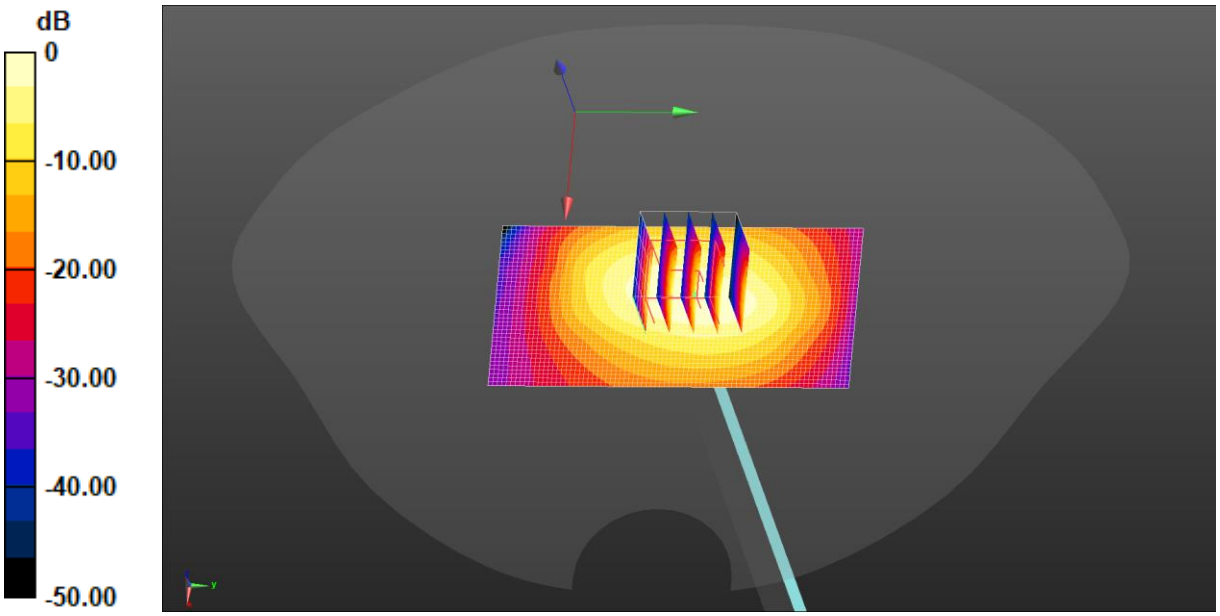

0 dB = 2.24 W/kg = 3.50 dBW/kg

Test Laboratory: JYTSZ Date: 08.20.2024

DUT: Dipole 1900 MHz; Type: D1900V2; Serial: SN:5d175

Communication System: UID 0, CW (0); Frequency: 1900 MHz;Duty Cycle: 1:1
Medium parameters used: f = 1900 MHz; σ = 1.374 S/m; ε_r = 41.292; ρ = 1000 kg/m^3
Phantom section: Flat Section

DASY5 Configuration:

- Probe: EX3DV4 - SN7601; ConvF(8.44, 8.44, 8.44) @ 1900 MHz; Calibrated: 01.29.2024
- Sensor-Surface: 1.4mm (Mechanical Surface Detection)
- Electronics: DAE4 Sn1373; Calibrated: 11.27.2023
- Phantom: SAM-Twin; Type: QD 000 P40 CD; Serial: 1885
- Measurement SW: DASY52, Version 52.10 (4); SEMCAD X Version 14.6.14 (7501)

System Performance Check at Frequency1900 MHz Head Tissue/d=10mm, Pin=40 mW, dist=1.4mm (EX-Probe)/Area Scan (41x71x1): Interpolated grid: dx=1.500 mm, dy=1.500 mm
Maximum value of SAR (interpolated) = 2.66 W/kg

System Performance Check at Frequency1900 MHz Head Tissue/d=10mm, Pin=40 mW, dist=1.4mm (EX-Probe)/Zoom Scan (7x7x7) (5x5x7)/Cube 0:
Measurement grid: dx=8mm, dy=8mm, dz=5mm
Reference Value = 41.01 V/m; Power Drift = -0.05 dB
Peak SAR (extrapolated) = 3.02 W/kg
SAR(1 g) = 1.58 W/kg; SAR(10 g) = 0.861 W/kg
Smallest distance from peaks to all points 3 dB below = 9.6 mm
Ratio of SAR at M2 to SAR at M1 = 52.4%
Maximum value of SAR (measured) = 2.58 W/kg

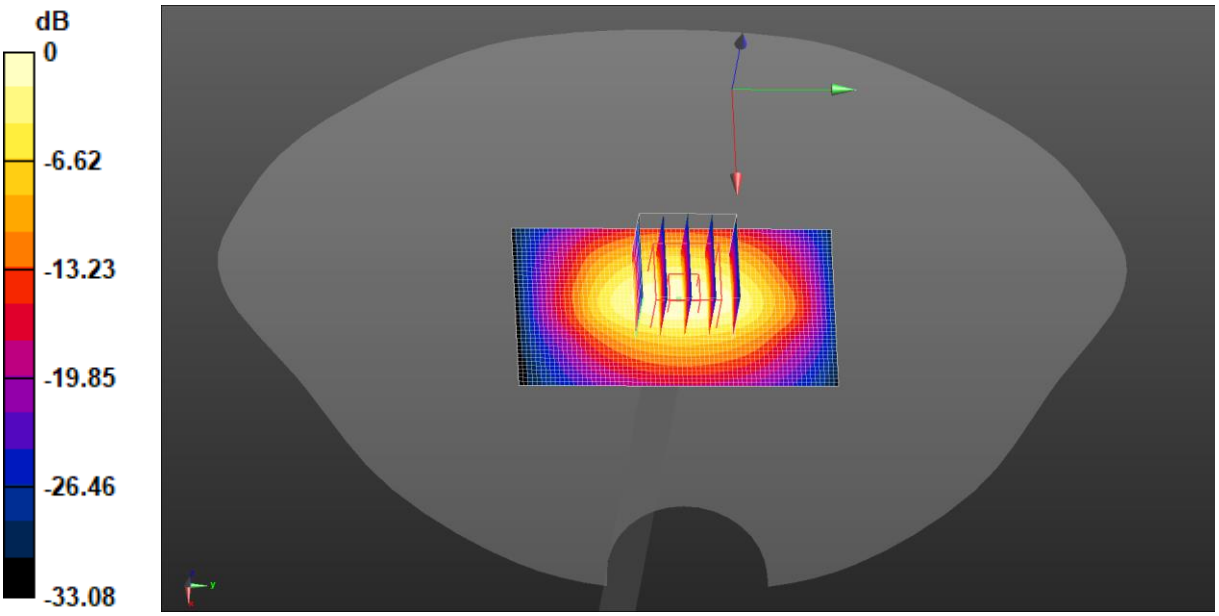

0 dB = 2.66 W/kg = 4.34 dBW/kg

Test Laboratory: JYTSZ Date: 08.14.2024

DUT: Dipole 2450 MHz; Type: D2450V2; Serial: SN:910

Communication System: UID 0, CW (0); Frequency: 2450 MHz;Duty Cycle: 1:1
Medium parameters used: f = 2450 MHz; σ = 1.766 S/m; ε_r = 40.492; ρ = 1000 kg/m^3
Phantom section: Flat Section

DASY5 Configuration:

- Probe: EX3DV4 - SN7601; ConvF(7.89, 7.89, 7.89) @ 2450 MHz; Calibrated: 01.29.2024
- Sensor-Surface: 1.4mm (Mechanical Surface Detection)
- Electronics: DAE4 Sn1373; Calibrated: 11.27.2023
- Phantom: SAM-Twin; Type: QD 000 P40 CD; Serial: 1885
- Measurement SW: DASY52, Version 52.10 (4); SEMCAD X Version 14.6.14 (7501)

System Performance Check at Frequency2450 MHz Head Tissue/d=10mm, Pin=40 mW, dist=1.4mm (EX-Probe)/Area Scan (51x81x1): Interpolated grid: dx=1.200 mm, dy=1.200 mm
Maximum value of SAR (interpolated) = 3.69 W/kg

System Performance Check at Frequency2450 MHz Head Tissue/d=10mm, Pin=40 mW, dist=1.4mm (EX-Probe)/Zoom Scan (7x7x7)/Cube 0: Measurement grid: dx=5mm, dy=5mm, dz=5mm
Reference Value = 43.82 V/m; Power Drift = 0.14 dB
Peak SAR (extrapolated) = 4.47 W/kg
SAR(1 g) = 2.17 W/kg; SAR(10 g) = 0.976 W/kg
Smallest distance from peaks to all points 3 dB below = 8.9 mm
Ratio of SAR at M2 to SAR at M1 = 49.1%
Maximum value of SAR (measured) = 3.43 W/kg

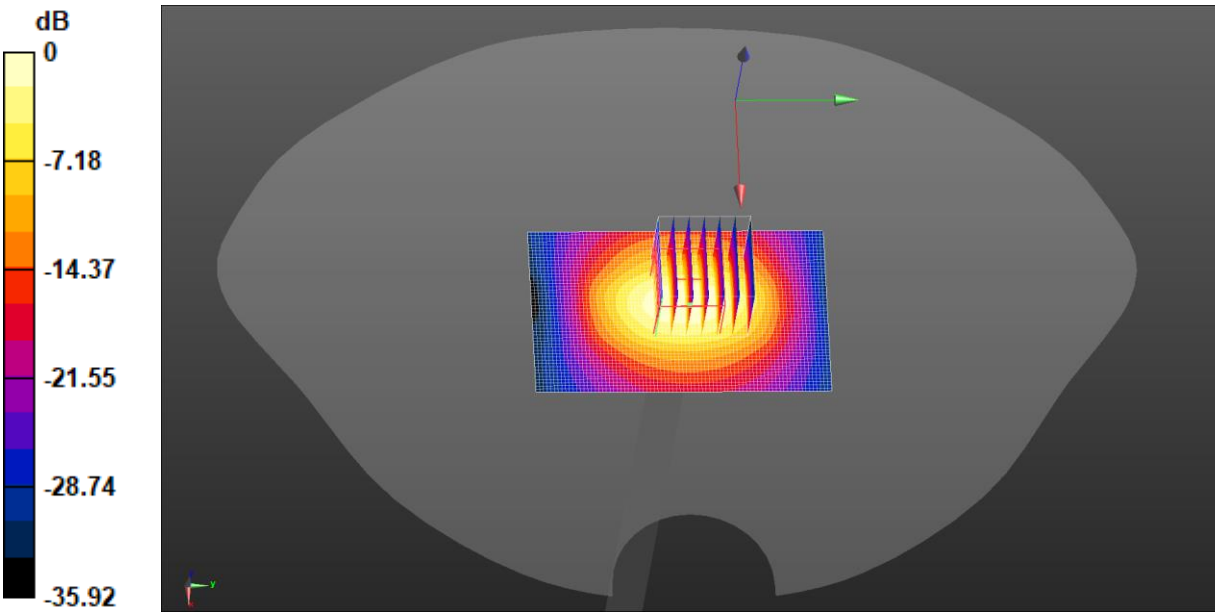

0 dB = 3.69 W/kg = 5.67 dBW/kg

Test Laboratory: JYTSZ Date: 08.14.2024

DUT: Dipole 2600 MHz; Type: D2600V2; Serial: SN:1114

Communication System: UID 0, CW (0); Frequency: 2600 MHz;Duty Cycle: 1:1
Medium parameters used: f = 2600 MHz; σ = 1.927 S/m; ε_r = 40.301; ρ = 1000 kg/m^3
Phantom section: Flat Section

DASY5 Configuration:

- Probe: EX3DV4 - SN7601; ConvF(7.6, 7.6, 7.6) @ 2600 MHz; Calibrated: 01.29.2024
- Sensor-Surface: 1.4mm (Mechanical Surface Detection)
- Electronics: DAE4 Sn1373; Calibrated: 11.27.2023
- Phantom: SAM-Twin; Type: QD 000 P40 CD; Serial: 1885
- Measurement SW: DASY52, Version 52.10 (4); SEMCAD X Version 14.6.14 (7501)

System Performance Check at Frequency2600 MHz Head Tissue/d=10mm, Pin=40 mW, dist=1.4mm (EX-Probe)/Zoom Scan (7x7x7)/Cube 0: Measurement grid: dx=5mm, dy=5mm, dz=5mm
Reference Value = 41.38 V/m; Power Drift = -0.14 dB
Peak SAR (extrapolated) = 4.56 W/kg
SAR(1 g) = 2.21 W/kg; SAR(10 g) = 0.982 W/kg
Smallest distance from peaks to all points 3 dB below = 9 mm
Ratio of SAR at M2 to SAR at M1 = 48.4%
Maximum value of SAR (measured) = 3.35 W/kg

System Performance Check at Frequency2600 MHz Head Tissue/d=10mm, Pin=40 mW, dist=1.4mm (EX-Probe)/Area Scan (51x71x1): Interpolated grid: dx=1.200 mm, dy=1.200 mm
Maximum value of SAR (interpolated) = 3.76 W/kg

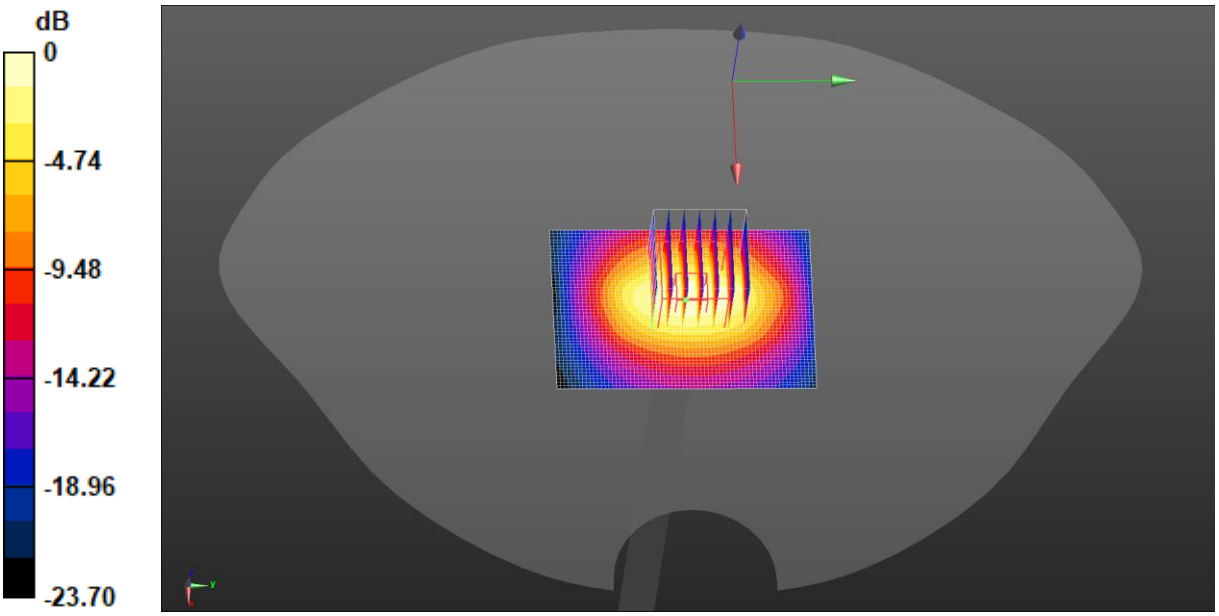

0 dB = 3.35 W/kg = 5.25 dBW/kg

Test Laboratory: JYTSZ Date: 08.23.2024

DUT: Dipole D5GHzV2; Type: D5GHzV2; Serial: SN:1320

Communication System: UID 0, CW (0); Frequency: 5200 MHz;Duty Cycle: 1:1
Medium parameters used: f = 5200 MHz; σ = 4.583 S/m; ε_r = 37.278; ρ = 1000 kg/m^3
Phantom section: Flat Section

DASY5 Configuration:

- Probe: EX3DV4 - SN7601; ConvF(5.51, 5.51, 5.51) @ 5200 MHz; Calibrated: 01.29.2024
- Sensor-Surface: 1.4mm (Mechanical Surface Detection)
- Electronics: DAE4 Sn1373; Calibrated: 11.27.2023
- Phantom: SAM-Twin; Type: QD 000 P40 CD; Serial: xxxx
- Measurement SW: DASY52, Version 52.10 (4); SEMCAD X Version 14.6.14 (7501)

System Performance Check at Frequency5GHz Head Tissue/d=10mm, Pin=40 mW, dist=1.4mm (EX-Probe)/Area Scan (61x81x1): Interpolated grid: dx=1.000 mm, dy=1.000 mm
Maximum value of SAR (interpolated) = 7.89 W/kg

System Performance Check at Frequency5GHz Head Tissue/d=10mm, Pin=40 mW, dist=1.4mm (EX-Probe)/Zoom Scan (7x7x12)/Cube 0: Measurement grid: dx=4mm, dy=4mm, dz=2mm
Reference Value = 37.56 V/m; Power Drift = -0.10 dB
Peak SAR (extrapolated) = 11.4 W/kg
SAR(1 g) = 2.96 W/kg; SAR(10 g) = 0.874 W/kg
Smallest distance from peaks to all points 3 dB below = 7.2 mm
Ratio of SAR at M2 to SAR at M1 = 55.1%
Maximum value of SAR (measured) = 7.76 W/kg

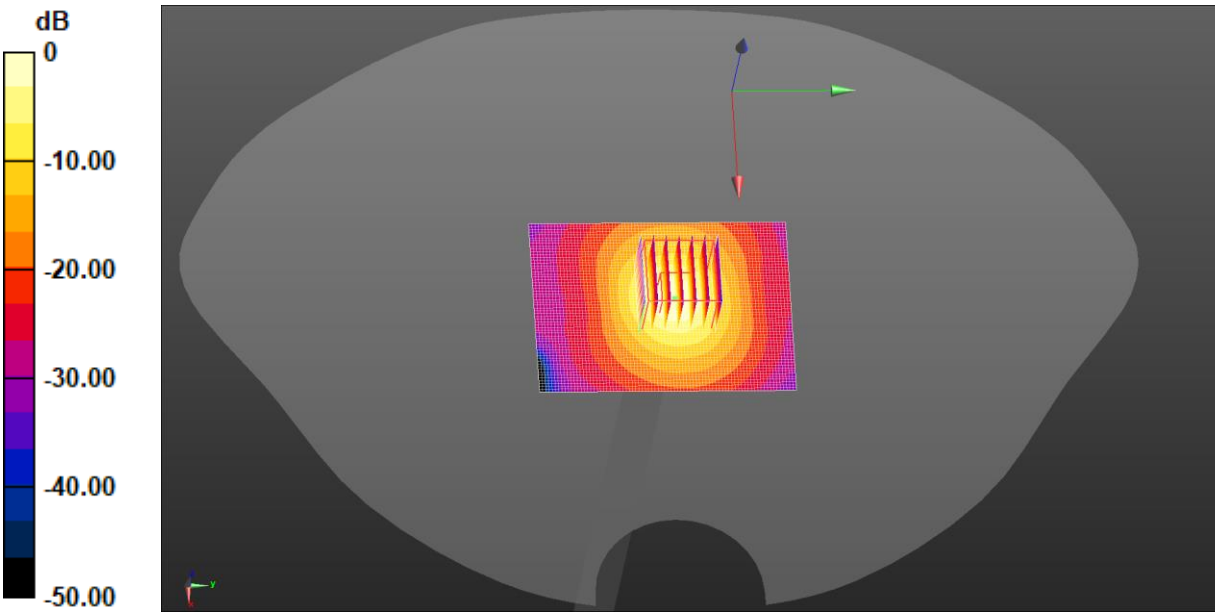

0 dB = 7.76 W/kg = 8.90 dBW/kg

Test Laboratory: JYTSZ Date: 08.05.2024

DUT: Dipole D5GHzV2; Type: D5GHzV2; Serial: SN:1320

Communication System: UID 0, CW (0); Frequency: 5300 MHz;Duty Cycle: 1:1
Medium parameters used: f = 5300 MHz; σ = 4.684 S/m; ε_r = 37.163; ρ = 1000 kg/m^3
Phantom section: Flat Section

DASY5 Configuration:

- Probe: EX3DV4 - SN7601; ConvF(5.51, 5.51, 5.51) @ 5300 MHz; Calibrated: 01.29.2024
- Sensor-Surface: 1.4mm (Mechanical Surface Detection)
- Electronics: DAE4 Sn1373; Calibrated: 11.27.2023
- Phantom: SAM-Twin; Type: QD 000 P40 CD; Serial: 1885
- Measurement SW: DASY52, Version 52.10 (4); SEMCAD X Version 14.6.14 (7501)

System Performance Check at Frequency5GHz Head Tissue/d=10mm, Pin=40 mW, dist=1.4mm (EX-Probe)/Area Scan (61x81x1): Interpolated grid: dx=1.000 mm, dy=1.000 mm
Maximum value of SAR (interpolated) = 8.08 W/kg

System Performance Check at Frequency5GHz Head Tissue/d=10mm, Pin=40 mW, dist=1.4mm (EX-Probe)/Zoom Scan (7x7x12)/Cube 0: Measurement grid: dx=4mm, dy=4mm, dz=2mm
Reference Value = 40.61 V/m; Power Drift = 0.09 dB
Peak SAR (extrapolated) = 12.5 W/kg
SAR(1 g) = 3.08 W/kg; SAR(10 g) = 0.898 W/kg
Smallest distance from peaks to all points 3 dB below = 7.2 mm
Ratio of SAR at M2 to SAR at M1 = 54.2%
Maximum value of SAR (measured) = 7.83 W/kg

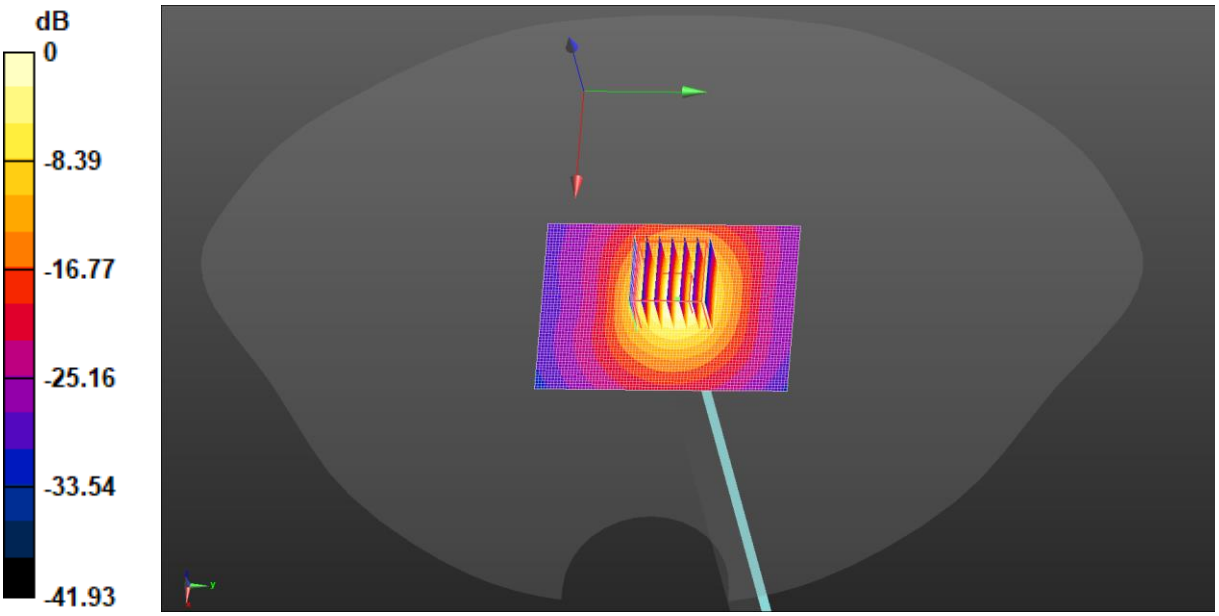

0 dB = 7.83 W/kg = 8.94 dBW/kg

Test Laboratory: JYTSZ Date: 08.08.2024

DUT: Dipole D5GHzV2; Type: D5GHzV2; Serial: SN:1320

Communication System: UID 0, CW (0); Frequency: 5600 MHz;Duty Cycle: 1:1
Medium parameters used: f = 5600 MHz; σ = 4.987 S/m; ε_r = 36.821; ρ = 1000 kg/m^3
Phantom section: Flat Section

DASY5 Configuration:

- Probe: EX3DV4 - SN3924; ConvF(4.78, 4.78, 4.78) @ 5600 MHz; Calibrated: 03.20.2024
- Sensor-Surface: 1.4mm (Mechanical Surface Detection)
- Electronics: DAE4 Sn1373; Calibrated: 11.27.2023
- Phantom: SAM 5.0; Type: QD000P40CD; Serial: TP: 1885
- Measurement SW: DASY52, Version 52.10 (4); SEMCAD X Version 14.6.14 (7501)

System Performance Check at Frequency5GHz Head Tissue/d=10mm, Pin=40 mW, dist=1.4mm (EX-Probe)/Area Scan (61x81x1): Interpolated grid: dx=1.000 mm, dy=1.000 mm
Maximum value of SAR (interpolated) = 8.48 W/kg

System Performance Check at Frequency5GHz Head Tissue/d=10mm, Pin=40 mW, dist=1.4mm (EX-Probe)/Zoom Scan (7x7x12)/Cube 0: Measurement grid: dx=4mm, dy=4mm, dz=2mm
Reference Value = 45.02 V/m; Power Drift = 0.18 dB
Peak SAR (extrapolated) = 14.2 W/kg
SAR(1 g) = 3.24 W/kg; SAR(10 g) = 0.927 W/kg
Smallest distance from peaks to all points 3 dB below = 7.4 mm
Ratio of SAR at M2 to SAR at M1 = 51.8%
Maximum value of SAR (measured) = 8.48 W/kg

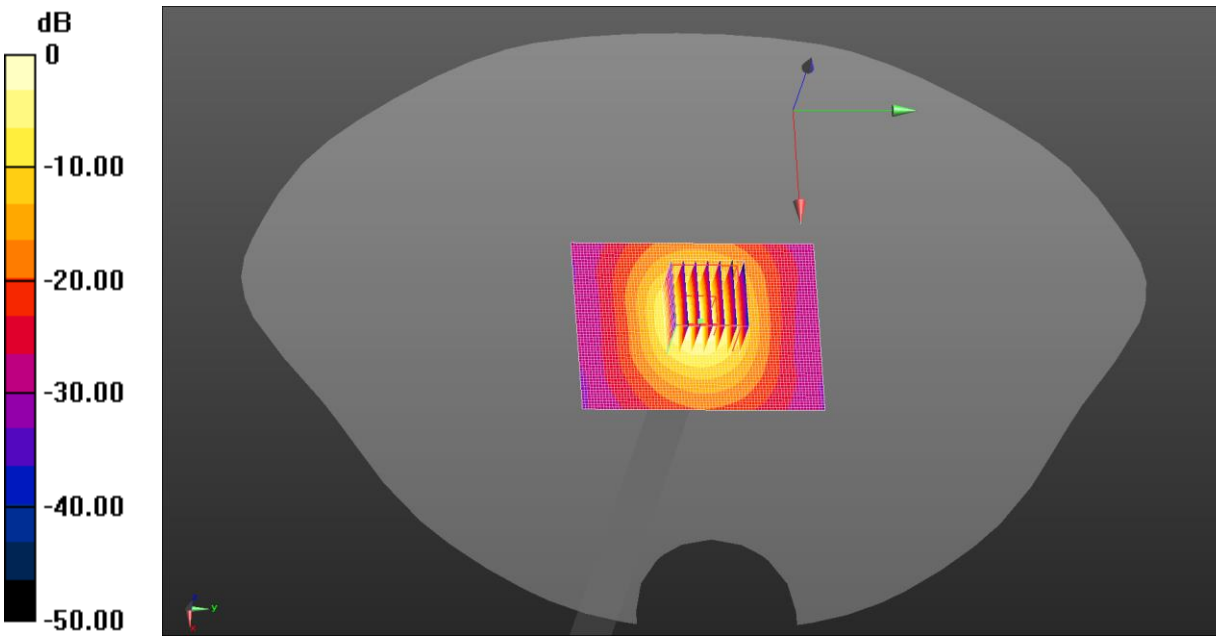

0 dB = 8.48 W/kg = 9.28 dBW/kg

Test Laboratory: JYTSZ Date: 08.11.2024

DUT: Dipole D5GHzV2; Type: D5GHzV2; Serial: SN:1320

Communication System: UID 0, CW (0); Frequency: 5800 MHz;Duty Cycle: 1:1
Medium parameters used: f = 5800 MHz; σ = 5.189 S/m; ε_r = 36.592; ρ = 1000 kg/m^3
Phantom section: Flat Section

DASY5 Configuration:

- Probe: EX3DV4 - SN7601; ConvF(5.01, 5.01, 5.01) @ 5800 MHz; Calibrated: 01.29.2024
- Sensor-Surface: 1.4mm (Mechanical Surface Detection)
- Electronics: DAE4 Sn1373; Calibrated: 11.27.2023
- Phantom: SAM-Twin; Type: QD 000 P40 CD; Serial: 1885
- Measurement SW: DASY52, Version 52.10 (4); SEMCAD X Version 14.6.14 (7501)

System Performance Check at Frequency5GHz Head Tissue/d=10mm, Pin=40 mW, dist=1.4mm (EX-Probe)/Area Scan (61x81x1): Interpolated grid: dx=1.000 mm, dy=1.000 mm
Maximum value of SAR (interpolated) = 8.32 W/kg

System Performance Check at Frequency5GHz Head Tissue/d=10mm, Pin=40 mW, dist=1.4mm (EX-Probe)/Zoom Scan (7x7x12)/Cube 0: Measurement grid: dx=4mm, dy=4mm, dz=2mm
Reference Value = 38.29 V/m; Power Drift = 0.02 dB
Peak SAR (extrapolated) = 14.1 W/kg
SAR(1 g) = 3.05 W/kg; SAR(10 g) = 0.883 W/kg
Smallest distance from peaks to all points 3 dB below = 7.4 mm
Ratio of SAR at M2 to SAR at M1 = 49.3%
Maximum value of SAR (measured) = 8.16 W/kg

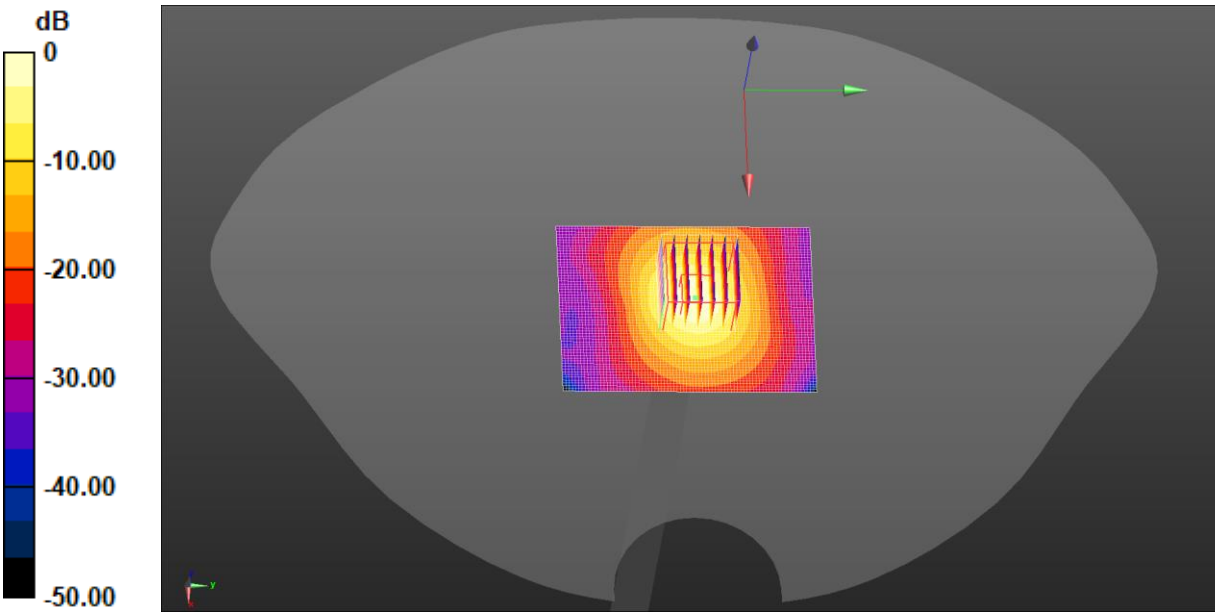

0 dB = 8.16 W/kg = 9.12 dBW/kg

Appendix B: Plots of SAR Test Data

Test Laboratory: JYTSZ Date: 08.17.2024

DUT: Mobile Phone; Type: X6531B; Serial: SZR142400081-3

Communication System: UID 0, GSM (0); Frequency: 836.6 MHz;Duty Cycle: 1:8.30042
Medium parameters used (interpolated): f = 836.6 MHz; σ = 0.899 S/m; ε_r = 42.841; ρ = 1000 kg/m^3
Phantom section: Right Section

DASY5 Configuration:

- Probe: EX3DV4 - SN7601; ConvF(10.3, 10.3, 10.3) @ 836.6 MHz; Calibrated: 01.29.2024
- Sensor-Surface: 1.4mm (Mechanical Surface Detection)
- Electronics: DAE4 Sn1373; Calibrated: 11.27.2023
- Phantom: SAM-Twin; Type: QD 000 P40 CD; Serial: 1885
- Measurement SW: DASY52, Version 52.10 (4); SEMCAD X Version 14.6.14 (7501)

GSM 850 Right Tilted/Middle Channel/Area Scan (61x61x1): Interpolated grid: dx=1.500 mm, dy=1.500 mm
Maximum value of SAR (interpolated) = 1.47 W/kg

GSM 850 Right Tilted/Middle Channel/Zoom Scan (5x5x7)/Cube 0:
Measurement grid: dx=8mm, dy=8mm, dz=5mm
Reference Value = 32.35 V/m; Power Drift = 0.06 dB
Peak SAR (extrapolated) = 2.17 W/kg
SAR(1 g) = 0.759 W/kg; SAR(10 g) = 0.374 W/kg
Smallest distance from peaks to all points 3 dB below = 8 mm
Ratio of SAR at M2 to SAR at M1 = 36.3%
Maximum value of SAR (measured) = 1.35 W/kg

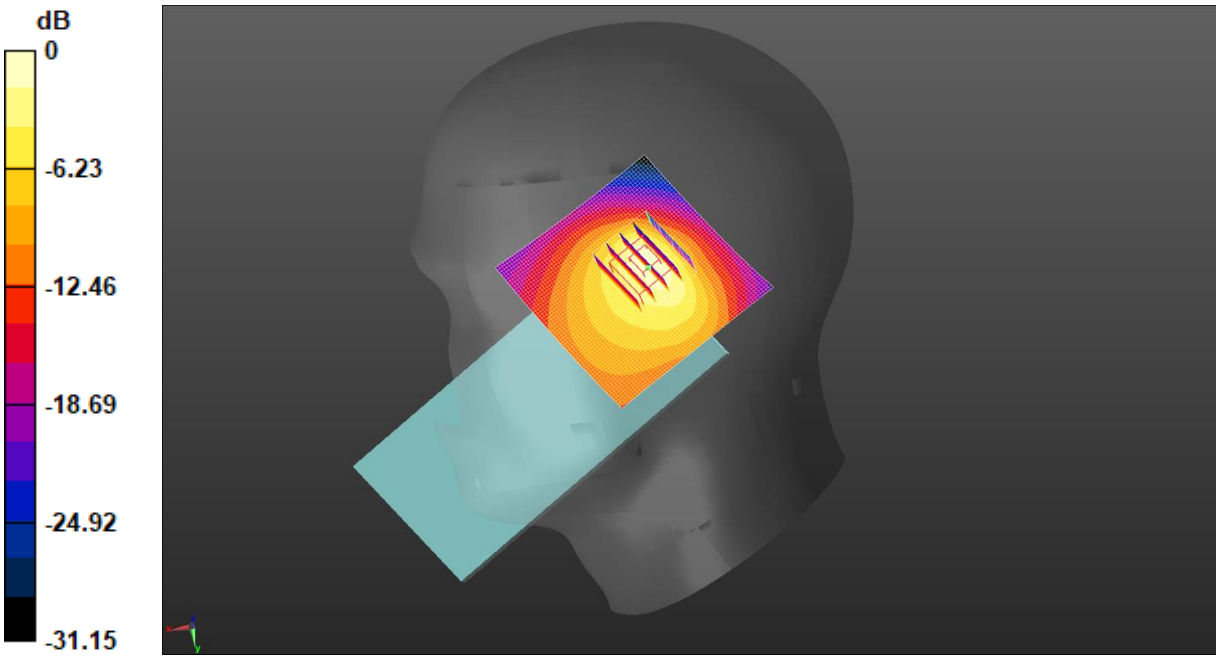

0 dB = 1.47 W/kg = 1.67 dBW/kg

Test Laboratory: JYTSZ Date: 08.20.2024

DUT: Mobile Phone; Type: X6531B; Serial: SZR142400081-3

Communication System: UID 0, GSM (0); Frequency: 1880 MHz;Duty Cycle: 1:8.30042
Medium parameters used: f = 1880 MHz; σ = 1.374 S/m; ε_r = 41.292; ρ = 1000 kg/m^3
Phantom section: Right Section

DASY5 Configuration:

- Probe: EX3DV4 - SN7601; ConvF(8.44, 8.44, 8.44) @ 1880 MHz; Calibrated: 01.29.2024
- Sensor-Surface: 1.4mm (Mechanical Surface Detection)
- Electronics: DAE4 Sn1373; Calibrated: 11.27.2023
- Phantom: SAM-Twin; Type: QD 000 P40 CD; Serial: 1885
- Measurement SW: DASY52, Version 52.10 (4); SEMCAD X Version 14.6.14 (7501)

GSM 1900 Right Tilted/Middle Channel/Area Scan (61x61x1): Interpolated grid: dx=1.500 mm, dy=1.500 mm
Maximum value of SAR (interpolated) = 0.942 W/kg

GSM 1900 Right Tilted/Middle Channel/Zoom Scan (5x5x7)/Cube 0:
Measurement grid: dx=8mm, dy=8mm, dz=5mm
Reference Value = 20.10 V/m; Power Drift = -0.18 dB
Peak SAR (extrapolated) = 1.12 W/kg
SAR(1 g) = 0.504 W/kg; SAR(10 g) = 0.224 W/kg
Smallest distance from peaks to all points 3 dB below = 6.4 mm
Ratio of SAR at M2 to SAR at M1 = 45.7%
Maximum value of SAR (measured) = 0.897 W/kg



0 dB = 0.942 W/kg = -0.26 dBW/kg

Test Laboratory: JYTSZ Date: 08.20.2024

DUT: Mobile Phone; Type: X6531B; Serial: SZR142400081-3

Communication System: UID 0, UMTS-FDD(WCDMA) (0); Frequency: 1907.6 MHz;Duty Cycle: 1:1
Medium parameters used (interpolated): f = 1907.6 MHz; σ = 1.373 S/m; ε_r = 41.292; ρ = 1000 kg/m^3
Phantom section: Right Section

DASY5 Configuration:

- Probe: EX3DV4 - SN7601; ConvF(8.44, 8.44, 8.44) @ 1907.6 MHz; Calibrated: 01.29.2024
- Sensor-Surface: 1.4mm (Mechanical Surface Detection)
- Electronics: DAE4 Sn1373; Calibrated: 11.27.2023
- Phantom: SAM-Twin; Type: QD 000 P40 CD; Serial: 1885
- Measurement SW: DASY52, Version 52.10 (4); SEMCAD X Version 14.6.14 (7501)

WCDMA 1900 Right Tilted/High Channel/Area Scan (61x61x1): Interpolated grid: dx=1.500 mm, dy=1.500 mm
Maximum value of SAR (interpolated) = 1.04 W/kg
WCDMA 1900 Right Tilted/High Channel/Zoom Scan (5x5x7)/Cube 0:
Measurement grid: dx=8mm, dy=8mm, dz=5mm
Reference Value = 17.70 V/m; Power Drift = -0.00 dB
Peak SAR (extrapolated) = 1.60 W/kg
SAR(1 g) = 0.717 W/kg; SAR(10 g) = 0.319 W/kg
Smallest distance from peaks to all points 3 dB below = 6.4 mm
Ratio of SAR at M2 to SAR at M1 = 45.3%

Maximum value of SAR (measured) = 1.27 W/kg



0 dB = 1.04 W/kg = 0.15 dBW/kg

Test Laboratory: JYTSZ Date: 08.02.2024

DUT: Mobile Phone; Type: X6531B; Serial: SZR142400081-3

Communication System: UID 0, UMTS-FDD(WCDMA) (0); Frequency: 1712.4 MHz;Duty Cycle: 1:1
Medium parameters used (interpolated): f = 1712.4 MHz; σ = 1.325 S/m; ε_r = 41.43; ρ = 1000 kg/m^3
Phantom section: Right Section

DASY5 Configuration:

- Probe: EX3DV4 - SN7601; ConvF(8.73, 8.73, 8.73) @ 1712.4 MHz; Calibrated: 01.29.2024
- Sensor-Surface: 1.4mm (Mechanical Surface Detection)
- Electronics: DAE4 Sn1373; Calibrated: 11.27.2023
- Phantom: SAM-Twin; Type: QD 000 P40 CD; Serial: 1885
- Measurement SW: DASY52, Version 52.10 (4); SEMCAD X Version 14.6.14 (7501)

WCDMA 1700 Right Tilted/Low Channel/Area Scan (61x61x1): Interpolated grid: dx=1.500 mm, dy=1.500 mm
Maximum value of SAR (interpolated) = 0.850 W/kg

WCDMA 1700 Right Tilted/Low Channel/Zoom Scan (5x5x7)/Cube 0:
Measurement grid: dx=8mm, dy=8mm, dz=5mm
Reference Value = 17.98 V/m; Power Drift = -0.00 dB
Peak SAR (extrapolated) = 1.21 W/kg
SAR(1 g) = 0.563 W/kg; SAR(10 g) = 0.259 W/kg
Smallest distance from peaks to all points 3 dB below = 6.4 mm
Ratio of SAR at M2 to SAR at M1 = 46.8%
Maximum value of SAR (measured) = 0.942 W/kg



0 dB = 0.850 W/kg = −0.70 dBW/kg

Test Laboratory: JYTSZ Date: 08.17.2024

DUT: Mobile Phone; Type: X6531B; Serial: SZR142400081-3

Communication System: UID 0, UMTS-FDD(WCDMA) (0); Frequency: 836.6 MHz;Duty Cycle: 1:1
Medium parameters used (interpolated): f = 836.6 MHz; σ = 0.899 S/m; ε_r = 42.841; ρ = 1000 kg/m^3
Phantom section: Right Section

DASY5 Configuration:

- Probe: EX3DV4 - SN7601; ConvF(10.3, 10.3, 10.3) @ 836.6 MHz; Calibrated: 01.29.2024
- Sensor-Surface: 1.4mm (Mechanical Surface Detection)
- Electronics: DAE4 Sn1373; Calibrated: 11.27.2023
- Phantom: SAM-Twin; Type: QD 000 P40 CD; Serial: 1885
- Measurement SW: DASY52, Version 52.10 (4); SEMCAD X Version 14.6.14 (7501)

WCDMA 850 Right Tilted/Middle Channel/Area Scan (61x61x1): Interpolated grid: dx=1.500 mm, dy=1.500 mm
Maximum value of SAR (interpolated) = 2.34 W/kg

WCDMA 850 Right Tilted/Middle Channel/Zoom Scan (5x5x7)/Cube 0:
Measurement grid: dx=8mm, dy=8mm, dz=5mm
Reference Value = 35.28 V/m; Power Drift = -0.09 dB
Peak SAR (extrapolated) = 2.87 W/kg
SAR(1 g) = 1.05 W/kg; SAR(10 g) = 0.513 W/kg
Smallest distance from peaks to all points 3 dB below = 8 mm
Ratio of SAR at M2 to SAR at M1 = 43.5%
Maximum value of SAR (measured) = 1.65 W/kg

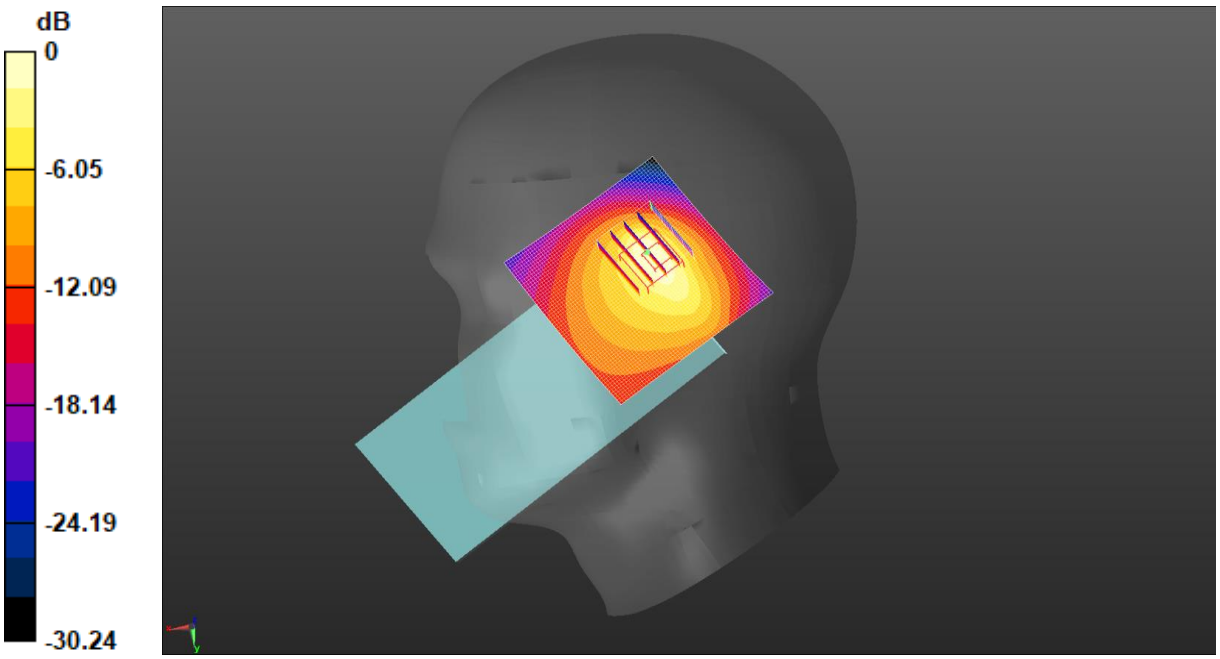

0 dB = 2.34 W/kg = 3.69 dBW/kg

Test Laboratory: JYTSZ Date: 08.20.2024

DUT: Mobile Phone; Type: X6531B; Serial: SZR142400081-3

Communication System: UID 0, LTE-FDD(USA) 1RB QPSK (0); Frequency: 1880 MHz;Duty Cycle: 1:1
Medium parameters used: f = 1880 MHz; σ = 1.374 S/m; ε_r = 41.292; ρ = 1000 kg/m^3
Phantom section: Right Section

DASY5 Configuration:

- Probe: EX3DV4 - SN7601; ConvF(8.44, 8.44, 8.44) @ 1880 MHz; Calibrated: 01.29.2024
- Sensor-Surface: 1.4mm (Mechanical Surface Detection)
- Electronics: DAE4 Sn1373; Calibrated: 11.27.2023
- Phantom: SAM-Twin; Type: QD 000 P40 CD; Serial: 1885
- Measurement SW: DASY52, Version 52.10 (4); SEMCAD X Version 14.6.14 (7501)

LTE Band 2 1RB(20MHz) Right Tilted/Middle Channel/Area Scan (61x61x1):

Interpolated grid: dx=1.500 mm, dy=1.500 mm
Maximum value of SAR (interpolated) = 0.942 W/kg

LTE Band 2 1RB(20MHz) Right Tilted/Middle Channel/Zoom Scan (5x5x7)/Cube 0:

Measurement grid: dx=8mm, dy=8mm, dz=5mm
Reference Value = 16.61 V/m; Power Drift = 0.08 dB
Peak SAR (extrapolated) = 1.46 W/kg
SAR(1 g) = 0.667 W/kg; SAR(10 g) = 0.296 W/kg
Smallest distance from peaks to all points 3 dB below = 6.4 mm
Ratio of SAR at M2 to SAR at M1 = 45.5%

Maximum value of SAR (measured) = 1.14 W/kg



0 dB = 0.942 W/kg = -0.26 dBW/kg

Test Laboratory: JYTSZ Date: 08.02.2024

DUT: Mobile Phone; Type: X6531B; Serial: SZR142400081-3

Communication System: UID 0, LTE-FDD(USA) 1RB QPSK (0); Frequency: 1745 MHz;Duty Cycle: 1:1
Medium parameters used (interpolated): f = 1745 MHz; σ = 1.344 S/m; ε_r = 41.379; ρ = 1000 kg/m^3
Phantom section: Right Section

DASY5 Configuration:

- Probe: EX3DV4 - SN7601; ConvF(8.73, 8.73, 8.73) @ 1745 MHz; Calibrated: 01.29.2024
- Sensor-Surface: 1.4mm (Mechanical Surface Detection)
- Electronics: DAE4 Sn1373; Calibrated: 11.27.2023
- Phantom: SAM-Twin; Type: QD 000 P40 CD; Serial: 1885
- Measurement SW: DASY52, Version 52.10 (4); SEMCAD X Version 14.6.14 (7501)

LTE Band 4 1RB(20MHz) Right Tilted/HighChannel/Area Scan (61x61x1):

Interpolated grid: dx=1.500 mm, dy=1.500 mm
Maximum value of SAR (interpolated) = 0.896 W/kg

LTE Band 4 1RB(20MHz) Right Tilted/HighChannel/Zoom Scan (5x5x7)/Cube 0: Measurement grid: dx=8mm, dy=8mm, dz=5mm

Reference Value = 19.22 V/m; Power Drift = 0.01 dB
Peak SAR (extrapolated) = 1.11 W/kg
SAR(1 g) = 0.510 W/kg; SAR(10 g) = 0.234 W/kg
Smallest distance from peaks to all points 3 dB below = 6.4 mm
Ratio of SAR at M2 to SAR at M1 = 47%
Maximum value of SAR (measured) = 0.871 W/kg



0 dB = 0.896 W/kg = −0.48 dBW/kg

Test Laboratory: JYTSZ Date: 08.17.2024

DUT: Mobile Phone; Type: X6531B; Serial: SZR142400081-3

Communication System: UID 0, LTE-FDD(USA) 1RB QPSK (0); Frequency: 844 MHz;Duty Cycle: 1:1
Medium parameters used (interpolated): f = 844 MHz; σ = 0.902 S/m; ε_r = 42.814; ρ = 1000 kg/m^3
Phantom section: Right Section

DASY5 Configuration:

- Probe: EX3DV4 - SN7601; ConvF(10.3, 10.3, 10.3) @ 844 MHz; Calibrated: 01.29.2024
- Sensor-Surface: 1.4mm (Mechanical Surface Detection)
- Electronics: DAE4 Sn1373; Calibrated: 11.27.2023
- Phantom: SAM-Twin; Type: QD 000 P40 CD; Serial: 1885
- Measurement SW: DASY52, Version 52.10 (4); SEMCAD X Version 14.6.14 (7501)

LTE Band 5 1RB(10MHz) Right Cheek/High Channel/Area Scan (61x61x1):

Interpolated grid: dx=1.500 mm, dy=1.500 mm
Maximum value of SAR (interpolated) = 1.96 W/kg

LTE Band 5 1RB(10MHz) Right Cheek/High Channel/Zoom Scan (5x5x7)/Cube 0:

Measurement grid: dx=8mm, dy=8mm, dz=5mm
Reference Value = 35.17 V/m; Power Drift = 0.05 dB
Peak SAR (extrapolated) = 2.64 W/kg
SAR(1 g) = 1.06 W/kg; SAR(10 g) = 0.586 W/kg
Smallest distance from peaks to all points 3 dB below = 8 mm
Ratio of SAR at M2 to SAR at M1 = 38.4%
Maximum value of SAR (measured) = 1.86 W/kg



0 dB = 1.96 W/kg = 2.93 dBW/kg

Test Laboratory: JYTSZ Date: 08.02.2024

DUT: Mobile Phone; Type: X6531B; Serial: SZR142400081-3

Communication System: UID 0, LTE-FDD(USA) 1RB QPSK (0); Frequency: 2560 MHz;Duty Cycle: 1:1
Medium parameters used: f = 2560 MHz; σ = 1.884 S/m; ε_r = 40.352; ρ = 1000 kg/m^3
Phantom section: Right Section

DASY5 Configuration:

- Probe: EX3DV4 - SN7601; ConvF(7.6, 7.6, 7.6) @ 2560 MHz; Calibrated: 01.29.2024
- Sensor-Surface: 1.4mm (Mechanical Surface Detection)
- Electronics: DAE4 Sn1373; Calibrated: 11.27.2023
- Phantom: SAM-Twin; Type: QD 000 P40 CD; Serial: 1885
- Measurement SW: DASY52, Version 52.10 (4); SEMCAD X Version 14.6.14 (7501)

LTE Band 7 1RB(20MHz) Right Tilted/High Channel/Area Scan (71x71x1):

Interpolated grid: dx=1.200 mm, dy=1.200 mm
Maximum value of SAR (interpolated) = 1.97 W/kg

LTE Band 7 1RB(20MHz) Right Tilted/High Channel/Zoom Scan (7x7x7)/Cube 0:

Measurement grid: dx=5mm, dy=5mm, dz=5mm
Reference Value = 7.394 V/m; Power Drift = 0.05 dB
Peak SAR (extrapolated) = 2.43 W/kg
SAR(1 g) = 0.966 W/kg; SAR(10 g) = 0.399 W/kg
Smallest distance from peaks to all points 3 dB below = 7.3 mm
Ratio of SAR at M2 to SAR at M1 = 39.3%
Maximum value of SAR (measured) = 1.84 W/kg



0 dB = 1.97 W/kg = 2.94 dBW/kg

Test Laboratory: JYTSZ Date: 08.02.2024

DUT: Mobile Phone; Type: X6531B; Serial: SZR142400081-3

Communication System: UID 0, LTE-TDD(USA) 20MHz 1RB QPSK (0); Frequency: 2645 MHz;Duty Cycle: 1:1.59956
Medium parameters used (interpolated): f = 2645 MHz; σ = 1.976 S/m; ε_r = 40.244; ρ = 1000 kg/m^3
Phantom section: Right Section

DASY5 Configuration:

- Probe: EX3DV4 - SN7601; ConvF(7.6, 7.6, 7.6) @ 2645 MHz; Calibrated: 01.29.2024
- Sensor-Surface: 1.4mm (Mechanical Surface Detection)
- Electronics: DAE4 Sn1373; Calibrated: 11.27.2023
- Phantom: SAM-Twin; Type: QD 000 P40 CD; Serial: 1885
- Measurement SW: DASY52, Version 52.10 (4); SEMCAD X Version 14.6.14 (7501)

LTE Band 41 1RB(20MHz) Right Tilted/High Channel/Area Scan (71x71x1):

Interpolated grid: dx=1.200 mm, dy=1.200 mm
Maximum value of SAR (interpolated) = 1.12 W/kg

LTE Band 41 1RB(20MHz) Right Tilted/High Channel/Zoom Scan (7x7x7)/Cube 0:

Measurement grid: dx=5mm, dy=5mm, dz=5mm
Reference Value = 4.973 V/m; Power Drift = -0.00 dB
Peak SAR (extrapolated) = 1.35 W/kg
SAR(1 g) = 0.534 W/kg; SAR(10 g) = 0.220 W/kg
Smallest distance from peaks to all points 3 dB below = 7.3 mm
Ratio of SAR at M2 to SAR at M1 = 39.7%
Maximum value of SAR (measured) = 1.03 W/kg



0 dB = 1.12 W/kg = 0.51 dBW/kg

Test Laboratory: JYTSZ Date: 08.14.2024

DUT: Mobile Phone; Type: X6531B; Serial: SZR142400081-2

Communication System: UID 0, IEEE 802.11b WiFi 2.4 GHz (DSSS, 1 Mbps) (0);
Frequency: 2437 MHz;Duty Cycle: 1:1
Medium parameters used (interpolated): f = 2437 MHz; σ = 1.754 S/m; ε_r = 40.515; ρ = 1000 kg/m^3
Phantom section: Left Section

DASY5 Configuration:

- Probe: EX3DV4 - SN7601; ConvF(7.89, 7.89, 7.89) @ 2437 MHz; Calibrated: 01.29.2024
- Sensor-Surface: 1.4mm (Mechanical Surface Detection)
- Electronics: DAE4 Sn1373; Calibrated: 11.27.2023
- Phantom: SAM-Twin; Type: QD 000 P40 CD; Serial: 1885
- Measurement SW: DASY52, Version 52.10 (4); SEMCAD X Version 14.6.14 (7501)

2.4G WiFi Left Cheek/Middle Channel/Area Scan (81x81x1): Interpolated grid: dx=1.200 mm, dy=1.200 mm
Maximum value of SAR (interpolated) = 0.411 W/kg

2.4G WiFi Left Cheek/Middle Channel/Zoom Scan (7x7x7)/Cube 0:
Measurement grid: dx=5mm, dy=5mm, dz=5mm
Reference Value = 7.183 V/m; Power Drift = -0.20 dB
Peak SAR (extrapolated) = 0.460 W/kg
SAR(1 g) = 0.213 W/kg; SAR(10 g) = 0.106 W/kg
Smallest distance from peaks to all points 3 dB below = 10.9 mm
Ratio of SAR at M2 to SAR at M1 = 45%
Maximum value of SAR (measured) = 0.342 W/kg

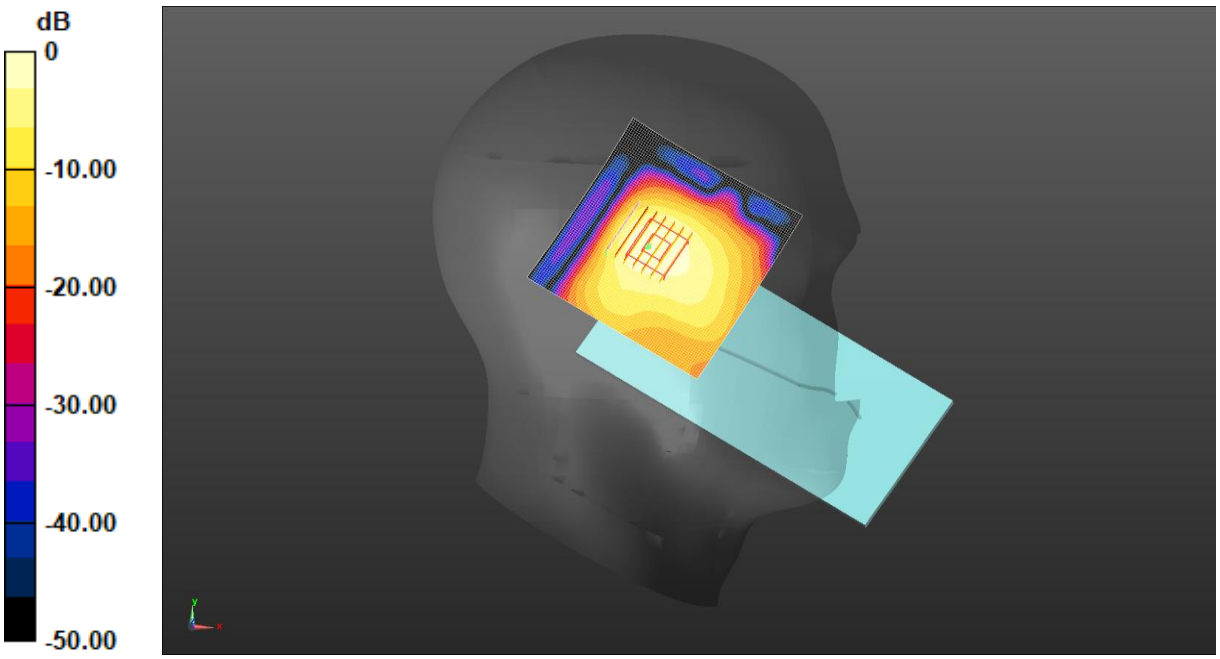

0 dB = 0.411 W/kg = -3.86 dBW/kg

Test Laboratory: JYTSZ Date: 08.23.2024

DUT: Mobile Phone; Type: X6531B; Serial: SZR142400081-2

Communication System: UID 0, IEEE 802.11a WiFi 5GHz (0); Frequency: 5180 MHz;Duty Cycle: 1:1
Medium parameters used: f = 5180 MHz; σ = 4.562 S/m; ε_r = 37.301; ρ = 1000 kg/m^3
Phantom section: Left Section

DASY5 Configuration:

- Probe: EX3DV4 - SN7601; ConvF(5.51, 5.51, 5.51) @ 5180 MHz; Calibrated: 01.29.2024
- Sensor-Surface: 1.4mm (Mechanical Surface Detection)
- Electronics: DAE4 Sn1373; Calibrated: 11.27.2023
- Phantom: SAM-Twin; Type: QD 000 P40 CD; Serial: 1885
- Measurement SW: DASY52, Version 52.10 (4); SEMCAD X Version 14.6.14 (7501)

5.2G WiFi Left Cheek/Low Channel/Area Scan (91x91x1): Interpolated grid: dx=1.000 mm, dy=1.000 mm
Maximum value of SAR (interpolated) = 0.599 W/kg

5.2G WiFi Left Cheek/Low Channel/Zoom Scan (7x7x12)/Cube 0: Measurement grid: dx=4mm, dy=4mm, dz=2mm
Reference Value = 1.350 V/m; Power Drift = 0.17 dB
Peak SAR (extrapolated) = 0.925 W/kg
SAR(1 g) = 0.229 W/kg; SAR(10 g) = 0.064 W/kg
Smallest distance from peaks to all points 3 dB below = 7.2 mm
Ratio of SAR at M2 to SAR at M1 = 53.4%
Maximum value of SAR (measured) = 0.624 W/kg

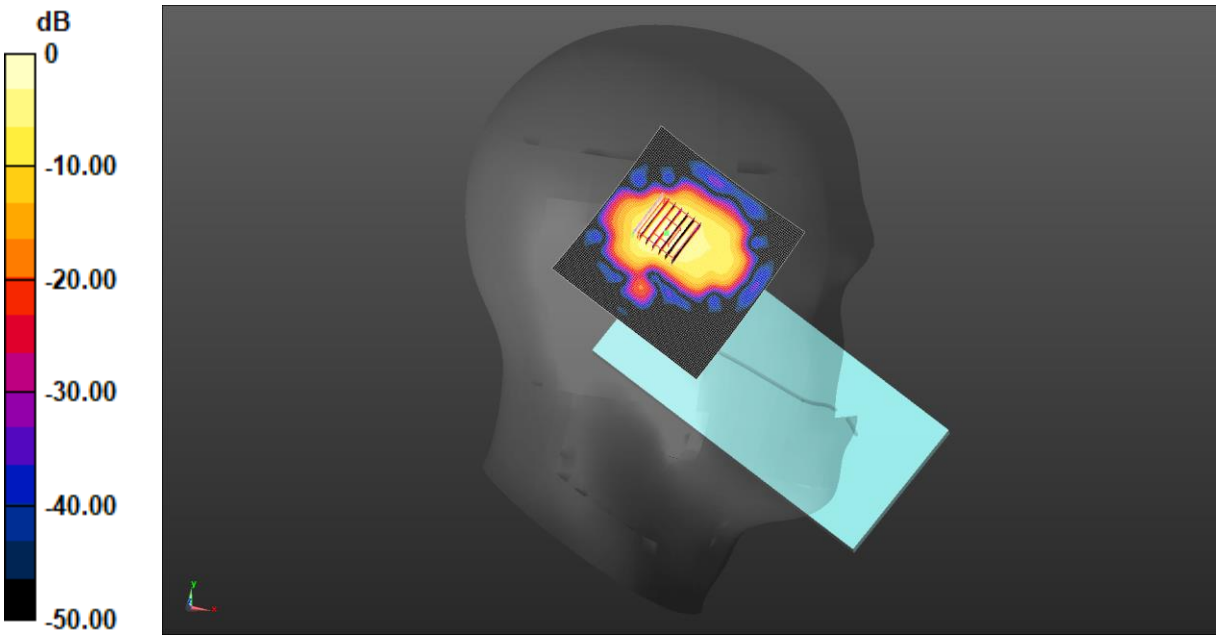

0 dB = 0.624 W/kg = -2.05 dBW/kg

Test Laboratory: JYTSZ Date: 08.05.2024

DUT: Mobile Phone; Type: X6531B; Serial: SZR142400081-2

Communication System: UID 0, IEEE 802.11a WiFi 5GHz (0); Frequency: 5320 MHz;Duty Cycle: 1:1
Medium parameters used: f = 5320 MHz; σ = 4.704 S/m; ε_r = 37.141; ρ = 1000 kg/m^3
Phantom section: Left Section

DASY5 Configuration:

- Probe: EX3DV4 - SN7601; ConvF(5.51, 5.51, 5.51) @ 5320 MHz; Calibrated: 01.29.2024
- Sensor-Surface: 1.4mm (Mechanical Surface Detection)
- Electronics: DAE4 Sn1373; Calibrated: 11.27.2023
- Phantom: SAM-Twin; Type: QD 000 P40 CD; Serial: 1885
- Measurement SW: DASY52, Version 52.10 (4); SEMCAD X Version 14.6.14 (7501)

5.3G WiFi Left Cheek/High Channel/Area Scan (91x91x1): Interpolated grid: dx=1.000 mm, dy=1.000 mm
Maximum value of SAR (interpolated) = 0.610 W/kg

5.3G WiFi Left Cheek/High Channel/Zoom Scan (7x7x12)/Cube 0: Measurement grid: dx=4mm, dy=4mm, dz=2mm
Reference Value = 1.663 V/m; Power Drift = 0.03 dB
Peak SAR (extrapolated) = 1.06 W/kg
SAR(1 g) = 0.242 W/kg; SAR(10 g) = 0.071 W/kg
Smallest distance from peaks to all points 3 dB below = 7.4 mm
Ratio of SAR at M2 to SAR at M1 = 50.4%
Maximum value of SAR (measured) = 0.624 W/kg

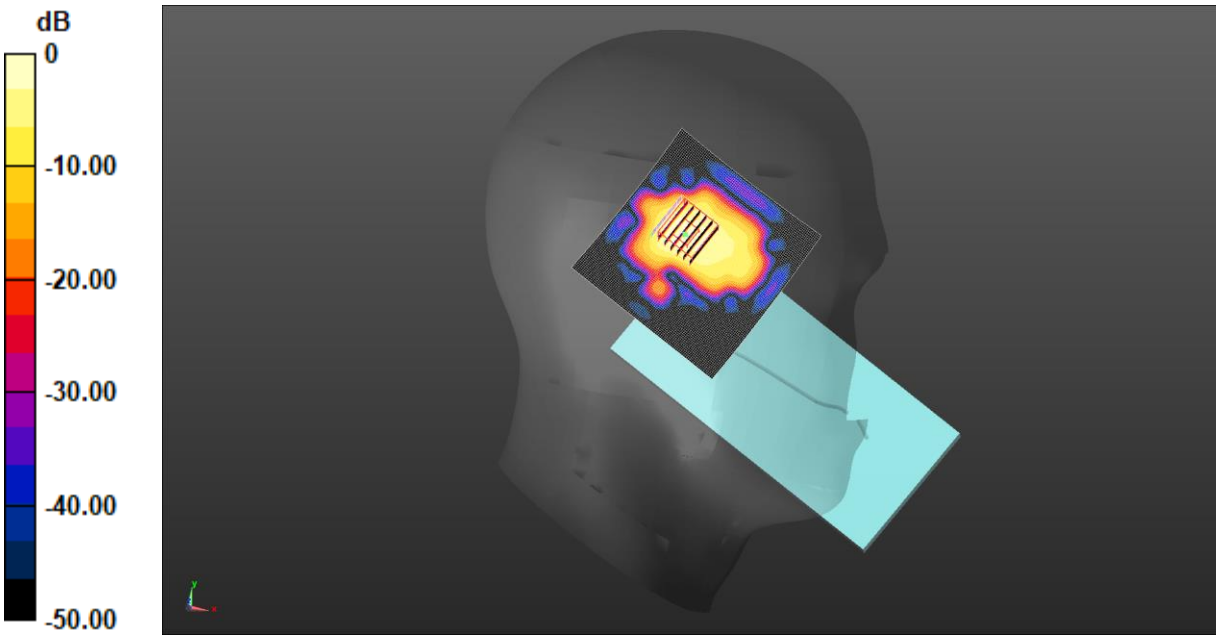

0 dB = 0.624 W/kg = -2.05 dBW/kg

Test Laboratory: JYTSZ Date: 08.08.2024

DUT: Mobile Phone; Type: X6531B; Serial: SZR142400081-2

Communication System: UID 0, IEEE 802.11a WiFi 5GHz (0); Frequency: 5600 MHz;Duty Cycle: 1:1
Medium parameters used: f = 5600 MHz; σ = 4.987 S/m; ε_r = 36.821; ρ = 1000 kg/m^3
Phantom section: Left Section

DASY5 Configuration:

- Probe: EX3DV4 - SN3924; ConvF(4.78, 4.78, 4.78) @ 5600 MHz; Calibrated: 03.20.2024
- Sensor-Surface: 1.4mm (Mechanical Surface Detection)
- Electronics: DAE4 Sn1373; Calibrated: 11.27.2023
- Phantom: SAM-Twin; Type: QD 000 P40 CD; Serial: 1885
- Measurement SW: DASY52, Version 52.10 (4); SEMCAD X Version 14.6.14 (7501)

5.6G WiFi Left Cheek/Middle Channel/Area Scan (91x91x1): Interpolated grid: dx=1.000 mm, dy=1.000 mm
Maximum value of SAR (interpolated) = 0.809 W/kg

5.6G WiFi Left Cheek/Middle Channel/Zoom Scan (7x7x12)/Cube 0:
Measurement grid: dx=4mm, dy=4mm, dz=2mm
Reference Value = 0 V/m; Power Drift = 0.00 dB
Peak SAR (extrapolated) = 0.912 W/kg
SAR(1 g) = 0.210 W/kg; SAR(10 g) = 0.064 W/kg
Smallest distance from peaks to all points 3 dB below = 7.4 mm
Ratio of SAR at M2 to SAR at M1 = 48.6%
Maximum value of SAR (measured) = 0.547 W/kg

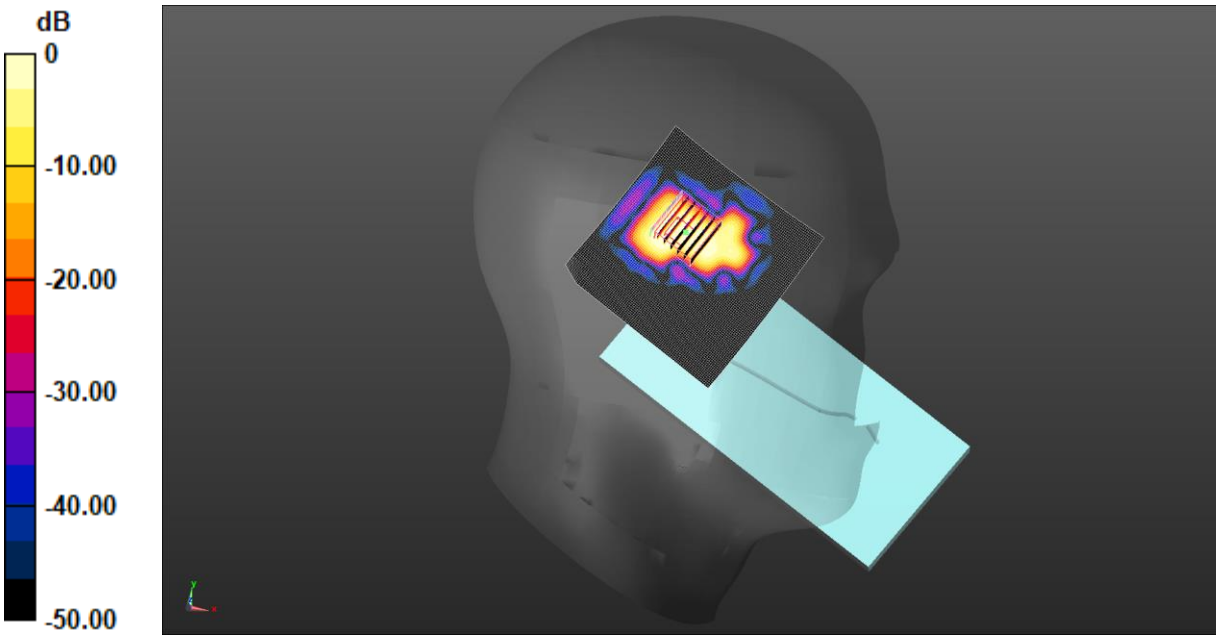

0 dB = 0.547 W/kg = -2.62 dBW/kg

Test Laboratory: JYTSZ Date: 08.11.2024

DUT: Mobile Phone; Type: X6531B; Serial: SZR142400081-2

Communication System: UID 0, IEEE 802.11a WiFi 5GHz (0); Frequency: 5825 MHz;Duty Cycle: 1:1
Medium parameters used (interpolated): f = 5825 MHz; σ = 5.214 S/m; ε_r = 36.563; ρ = 1000 kg/m^3
Phantom section: Left Section

DASY5 Configuration:

- Probe: EX3DV4 - SN7601; ConvF(5.01, 5.01, 5.01) @ 5825 MHz; Calibrated: 01.29.2024
- Sensor-Surface: 1.4mm (Mechanical Surface Detection)
- Electronics: DAE4 Sn1373; Calibrated: 11.27.2023
- Phantom: SAM-Twin; Type: QD 000 P40 CD; Serial: 1885
- Measurement SW: DASY52, Version 52.10 (4); SEMCAD X Version 14.6.14 (7501)

5.8G WiFi Left Cheek/High Channel/Area Scan (91x91x1): Interpolated grid: dx=1.000 mm, dy=1.000 mm
Maximum value of SAR (interpolated) = 1.05 W/kg

5.8G WiFi Left Cheek/High Channel/Zoom Scan (7x7x12)/Cube 0: Measurement grid: dx=4mm, dy=4mm, dz=2mm
Reference Value = 1.331 V/m; Power Drift = 0.04 dB
Peak SAR (extrapolated) = 1.93 W/kg
SAR(1 g) = 0.424 W/kg; SAR(10 g) = 0.133 W/kg
Smallest distance from peaks to all points 3 dB below = 8.2 mm
Ratio of SAR at M2 to SAR at M1 = 47.9%
Maximum value of SAR (measured) = 1.06 W/kg

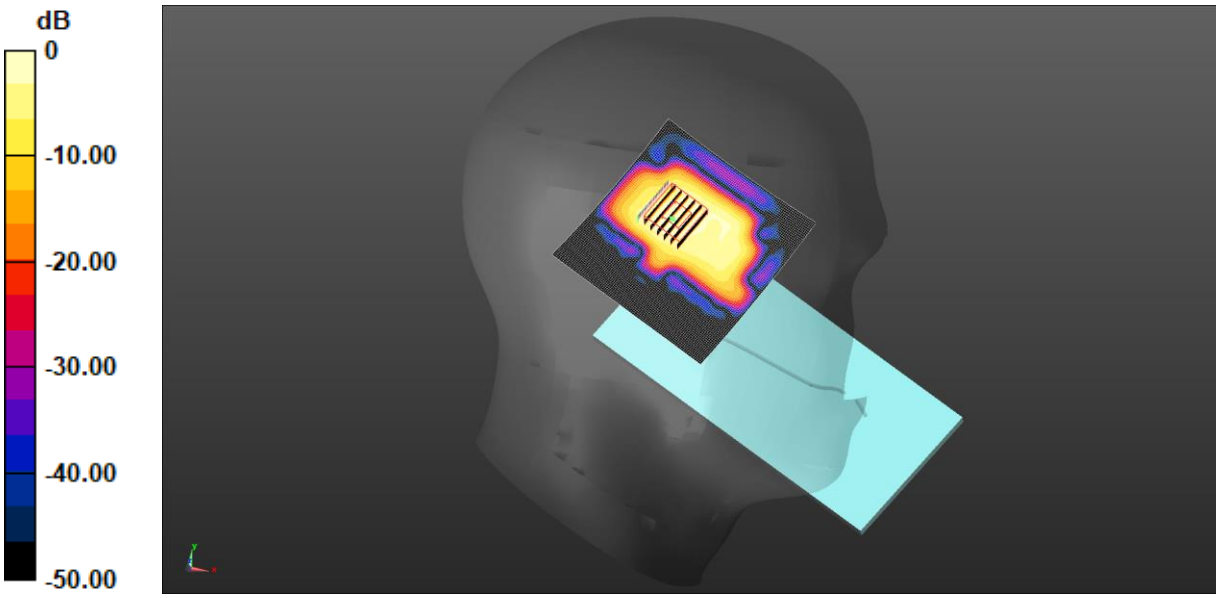

0 dB = 1.06 W/kg = 0.25 dBW/kg

Test Laboratory: JYTSZ Date: 08.14.2024

DUT: Mobile Phone; Type: X6531B; Serial: SZR142400081-2

Communication System: UID 0, Bluetooth (0); Frequency: 2441 MHz;Duty Cycle: 1:1
Medium parameters used (interpolated): f = 2441 MHz; σ = 1.758 S/m; ε_r = 40.508; ρ = 1000 kg/m^3
Phantom section: Left Section

DASY5 Configuration:

- Probe: EX3DV4 - SN7601; ConvF(7.89, 7.89, 7.89) @ 2441 MHz; Calibrated: 01.29.2024
- Sensor-Surface: 1.4mm (Mechanical Surface Detection)
- Electronics: DAE4 Sn1373; Calibrated: 11.27.2023
- Phantom: SAM-Twin; Type: QD 000 P40 CD; Serial: 1885
- Measurement SW: DASY52, Version 52.10 (4); SEMCAD X Version 14.6.14 (7501)

Bluetooth Left Cheek/Middle Channel/Area Scan (81x81x1): Interpolated grid: dx=1.200 mm, dy=1.200 mm
Maximum value of SAR (interpolated) = 0.0553 W/kg

Bluetooth Left Cheek/Middle Channel/Zoom Scan (7x7x7)/Cube 0: Measurement grid: dx=5mm, dy=5mm, dz=5mm
Reference Value = 0.9850 V/m; Power Drift = 0.11 dB
Peak SAR (extrapolated) = 0.0210 W/kg
SAR(1 g) = 0.00978 W/kg; SAR(10 g) = 0.00367 W/kg
Smallest distance from peaks to all points 3 dB below: Larger than measurement grid (> 15 mm)
Ratio of SAR at M2 to SAR at M1 = 37.1%
Maximum value of SAR (measured) = 0.0170 W/kg



0 dB = 0.0553 W/kg = -12.57 dBW/kg

Test Laboratory: JYTSZ Date: 08.17.2024

DUT: Mobile Phone; Type: X6531B; Serial: SZR142400081-3

Communication System: UID 0, GPRS(4 Slots) (0); Frequency: 836.6 MHz;Duty Cycle: 1:1.99986
Medium parameters used (interpolated): f = 836.6 MHz; σ = 0.899 S/m; ε_r = 42.841; ρ = 1000 kg/m^3
Phantom section: Flat Section

DASY5 Configuration:

- Probe: EX3DV4 - SN7601; ConvF(10.3, 10.3, 10.3) @ 836.6 MHz; Calibrated: 01.29.2024
- Sensor-Surface: 1.4mm (Mechanical Surface Detection)
- Electronics: DAE4 Sn1373; Calibrated: 11.27.2023
- Phantom: SAM-Twin; Type: QD 000 P40 CD; Serial: 1885
- Measurement SW: DASY52, Version 52.10 (4); SEMCAD X Version 14.6.14 (7501)

GPRS 850 4Slots Body Back/Middle Channel/Area Scan (61x101x1):

Interpolated grid: dx=1.500 mm, dy=1.500 mm
Maximum value of SAR (interpolated) = 0.853 W/kg

GPRS 850 4Slots Body Back/Middle Channel/Zoom Scan (5x5x7)/Cube 0:

Measurement grid: dx=8mm, dy=8mm, dz=5mm
Reference Value = 19.23 V/m; Power Drift = 0.08 dB
Peak SAR (extrapolated) = 1.07 W/kg
SAR(1 g) = 0.527 W/kg; SAR(10 g) = 0.293 W/kg
Smallest distance from peaks to all points 3 dB below = 13.2 mm
Ratio of SAR at M2 to SAR at M1 = 48.5%
Maximum value of SAR (measured) = 0.842 W/kg

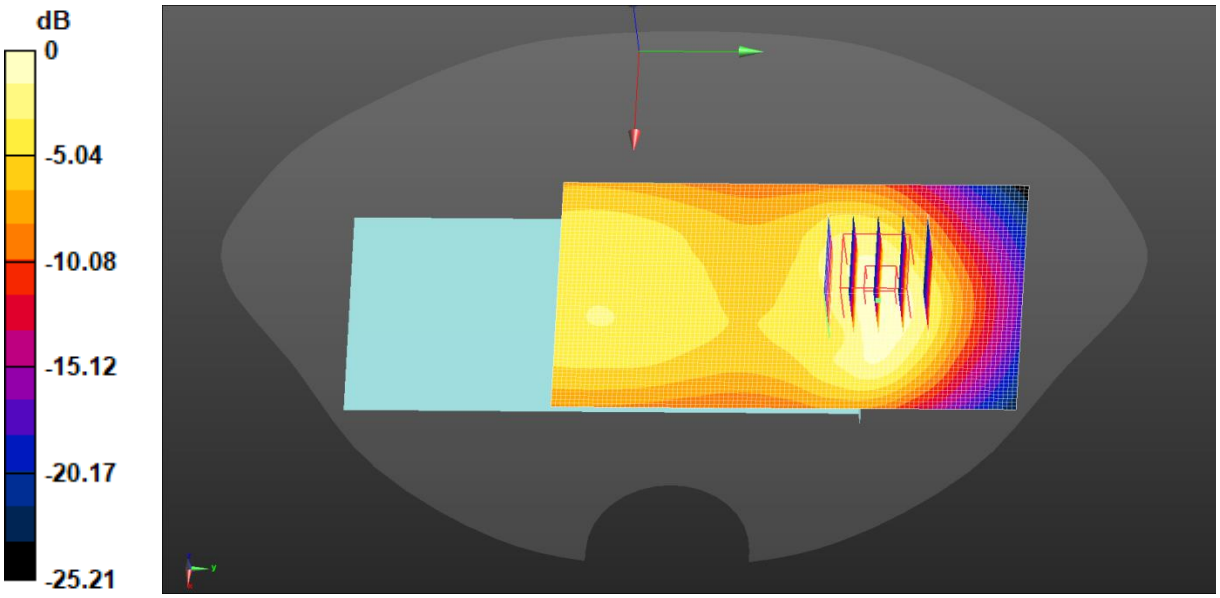

0 dB = 0.853 W/kg = -0.69 dBW/kg

Test Laboratory: JYTSZ Date: 08.20.2024

DUT: Mobile Phone; Type: X6531B; Serial: SZR142400081-3

Communication System: UID 0, GPRS(4 Slots) (0); Frequency: 1880 MHz;Duty Cycle: 1:8.91251
Medium parameters used: f = 1880 MHz; σ = 1.374 S/m; ε_r = 41.292; ρ = 1000 kg/m^3
Phantom section: Flat Section

DASY5 Configuration:

- Probe: EX3DV4 - SN7601; ConvF(8.44, 8.44, 8.44) @ 1880 MHz; Calibrated: 01.29.2024
- Sensor-Surface: 1.4mm (Mechanical Surface Detection)
- Electronics: DAE4 Sn1373; Calibrated: 11.27.2023
- Phantom: SAM-Twin; Type: QD 000 P40 CD; Serial: 1885
- Measurement SW: DASY52, Version 52.10 (4); SEMCAD X Version 14.6.14 (7501)

GPRS 1900 4Slots Body Back/Middle Channel/Area Scan (61x71x1):

Interpolated grid: dx=1.500 mm, dy=1.500 mm
Maximum value of SAR (interpolated) = 1.27 W/kg

GPRS 1900 4Slots Body Back/Middle Channel/Zoom Scan (5x5x7)/Cube 0:

Measurement grid: dx=8mm, dy=8mm, dz=5mm
Reference Value = 12.15 V/m; Power Drift = -0.09 dB
Peak SAR (extrapolated) = 1.50 W/kg
SAR(1 g) = 0.797 W/kg; SAR(10 g) = 0.444 W/kg
Smallest distance from peaks to all points 3 dB below = 11.2 mm
Ratio of SAR at M2 to SAR at M1 = 52.8%
Maximum value of SAR (measured) = 1.19 W/kg

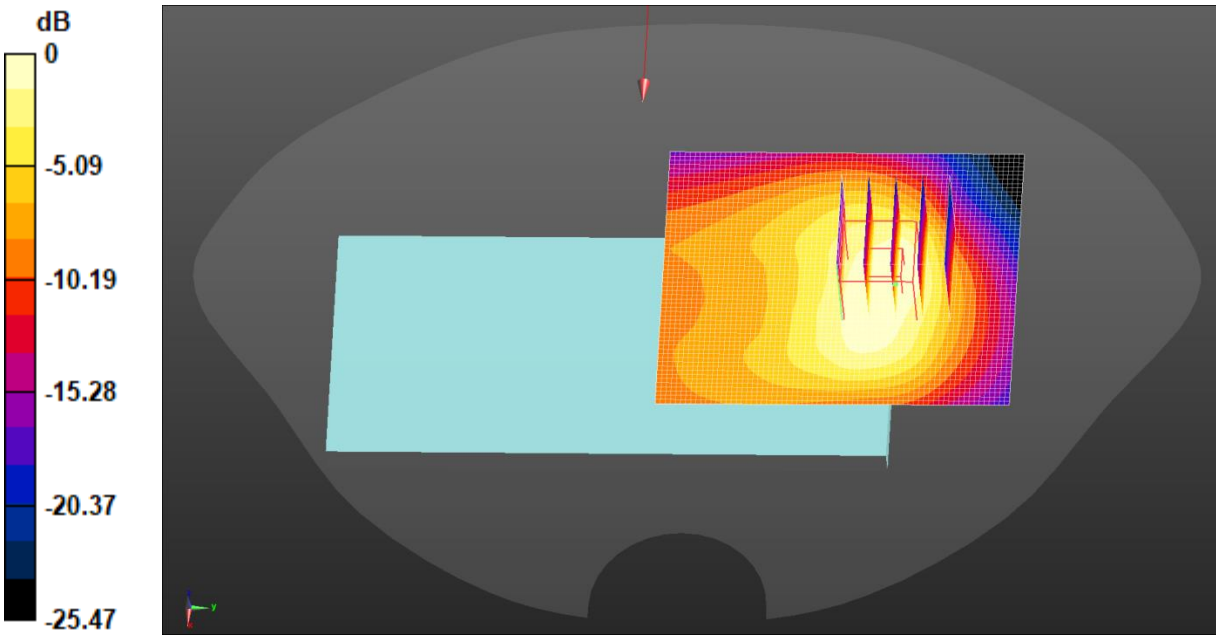

0 dB = 1.27 W/kg = 1.05 dBW/kg

Test Laboratory: JYTSZ Date: 08.20.2024

DUT: Mobile Phone; Type: X6531B; Serial: SZR142400081-3

Communication System: UID 0, UMTS-FDD(WCDMA) (0); Frequency: 1907.6 MHz;Duty Cycle: 1:1
Medium parameters used (interpolated): f = 1907.6 MHz; σ = 1.373 S/m; ε_r = 41.292; ρ = 1000 kg/m^3
Phantom section: Flat Section

DASY5 Configuration:

- Probe: EX3DV4 - SN7601; ConvF(8.44, 8.44, 8.44) @ 1907.6 MHz; Calibrated: 01.29.2024
- Sensor-Surface: 1.4mm (Mechanical Surface Detection)
- Electronics: DAE4 Sn1373; Calibrated: 11.27.2023
- Phantom: SAM-Twin; Type: QD 000 P40 CD; Serial: 1885
- Measurement SW: DASY52, Version 52.10 (4); SEMCAD X Version 14.6.14 (7501)

WCDMA 1900 Body Back/High Channel/Area Scan (61x71x1): Interpolated grid: dx=1.500 mm, dy=1.500 mm
Maximum value of SAR (interpolated) = 0.345 W/kg

WCDMA 1900 Body Back/High Channel/Zoom Scan (5x5x7)/Cube 0:
Measurement grid: dx=8mm, dy=8mm, dz=5mm
Reference Value = 6.545 V/m; Power Drift = -0.02 dB
Peak SAR (extrapolated) = 0.424 W/kg
SAR(1 g) = 0.229 W/kg; SAR(10 g) = 0.126 W/kg
Smallest distance from peaks to all points 3 dB below = 10.7 mm
Ratio of SAR at M2 to SAR at M1 = 56.7%
Maximum value of SAR (measured) = 0.332 W/kg

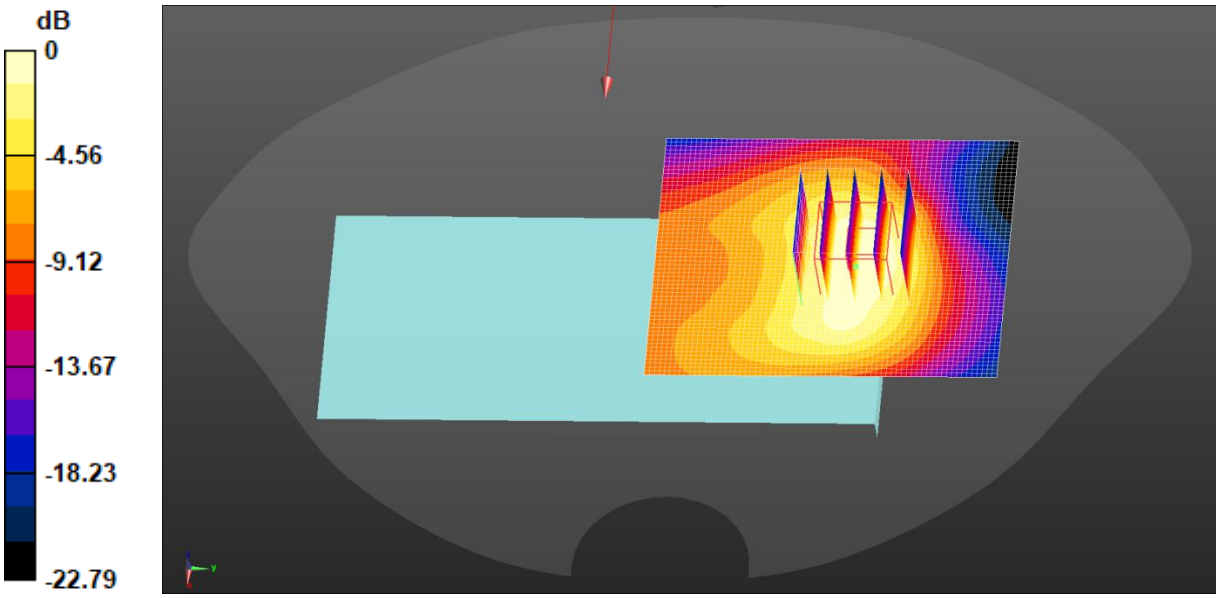

0 dB = 0.345 W/kg = -4.63 dBW/kg

Test Laboratory: JYTSZ Date: 08.02.2024

DUT: Mobile Phone; Type: X6531B; Serial: SZR142400081-3

Communication System: UID 0, UMTS-FDD(WCDMA) (0); Frequency: 1712.4 MHz;Duty Cycle: 1:1
Medium parameters used (interpolated): f = 1712.4 MHz; σ = 1.325 S/m; ε_r = 41.43; ρ = 1000 kg/m^3
Phantom section: Flat Section

DASY5 Configuration:

- Probe: EX3DV4 - SN7601; ConvF(8.73, 8.73, 8.73) @ 1712.4 MHz; Calibrated: 01.29.2024
- Sensor-Surface: 1.4mm (Mechanical Surface Detection)
- Electronics: DAE4 Sn1373; Calibrated: 11.27.2023
- Phantom: SAM-Twin; Type: QD 000 P40 CD; Serial: 1885
- Measurement SW: DASY52, Version 52.10 (4); SEMCAD X Version 14.6.14 (7501)

WCDMA 1700 Body Back/Low Channel/Area Scan (61x71x1): Interpolated grid: dx=1.500 mm, dy=1.500 mm
Maximum value of SAR (interpolated) = 0.289 W/kg

WCDMA 1700 Body Back/Low Channel/Zoom Scan (5x5x7)/Cube 0:
Measurement grid: dx=8mm, dy=8mm, dz=5mm
Reference Value = 6.800 V/m; Power Drift = 0.12 dB
Peak SAR (extrapolated) = 0.374 W/kg
SAR(1 g) = 0.205 W/kg; SAR(10 g) = 0.115 W/kg
Smallest distance from peaks to all points 3 dB below = 11.2 mm
Ratio of SAR at M2 to SAR at M1 = 56.3%
Maximum value of SAR (measured) = 0.308 W/kg

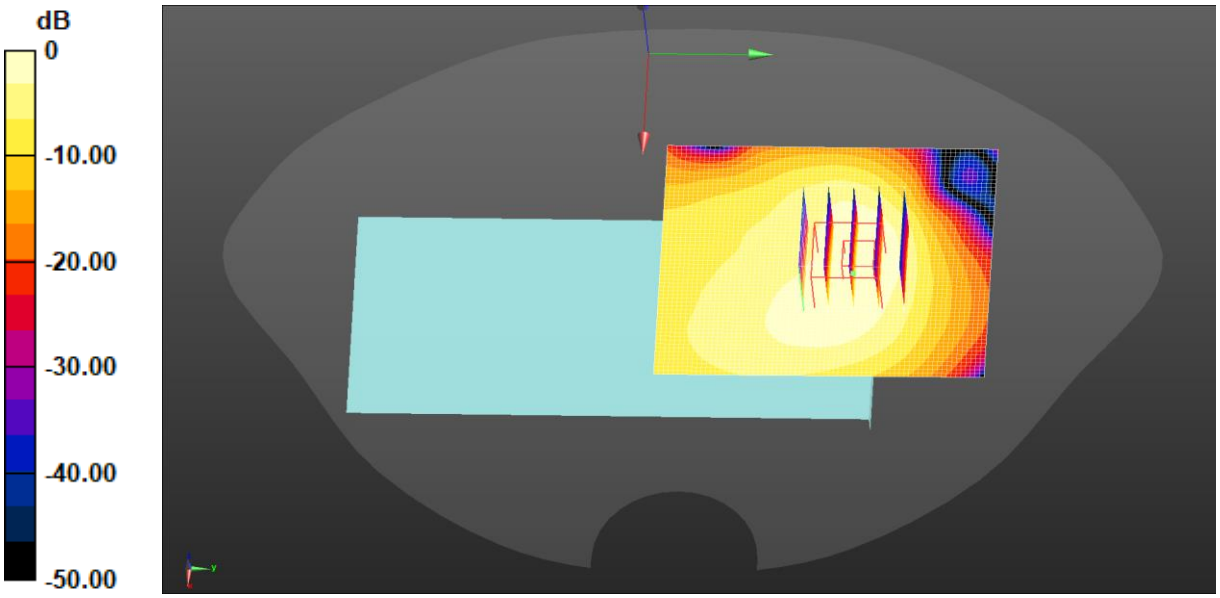

0 dB = 0.289 W/kg = -5.39 dBW/kg

Test Laboratory: JYTSZ Date: 08.17.2024

DUT: Mobile Phone; Type: X6531B; Serial: SZR142400081-3

Communication System: UID 0, UMTS-FDD(WCDMA) (0); Frequency: 826.4 MHz;Duty Cycle: 1:1
Medium parameters used (interpolated): f = 826.4 MHz; σ = 0.896 S/m; ε_r = 42.878; ρ = 1000 kg/m^3
Phantom section: Flat Section

DASY5 Configuration:

- Probe: EX3DV4 - SN7601; ConvF(10.3, 10.3, 10.3) @ 826.4 MHz; Calibrated: 01.29.2024
- Sensor-Surface: 1.4mm (Mechanical Surface Detection)
- Electronics: DAE4 Sn1373; Calibrated: 11.27.2023
- Phantom: SAM-Twin; Type: QD 000 P40 CD; Serial: 1885
- Measurement SW: DASY52, Version 52.10 (4); SEMCAD X Version 14.6.14 (7501)

WCDMA 850 Body Back/LowChannel/Area Scan (71x81x1): Interpolated grid: dx=1.500 mm, dy=1.500 mm
Maximum value of SAR (interpolated) = 0.501 W/kg

WCDMA 850 Body Back/LowChannel/Zoom Scan (5x5x7)/Cube 0:
Measurement grid: dx=8mm, dy=8mm, dz=5mm
Reference Value = 19.00 V/m; Power Drift = -0.03 dB
Peak SAR (extrapolated) = 0.568 W/kg
SAR(1 g) = 0.308 W/kg; SAR(10 g) = 0.187 W/kg
Smallest distance from peaks to all points 3 dB below = 12.9 mm
Ratio of SAR at M2 to SAR at M1 = 54.3%
Maximum value of SAR (measured) = 0.439 W/kg

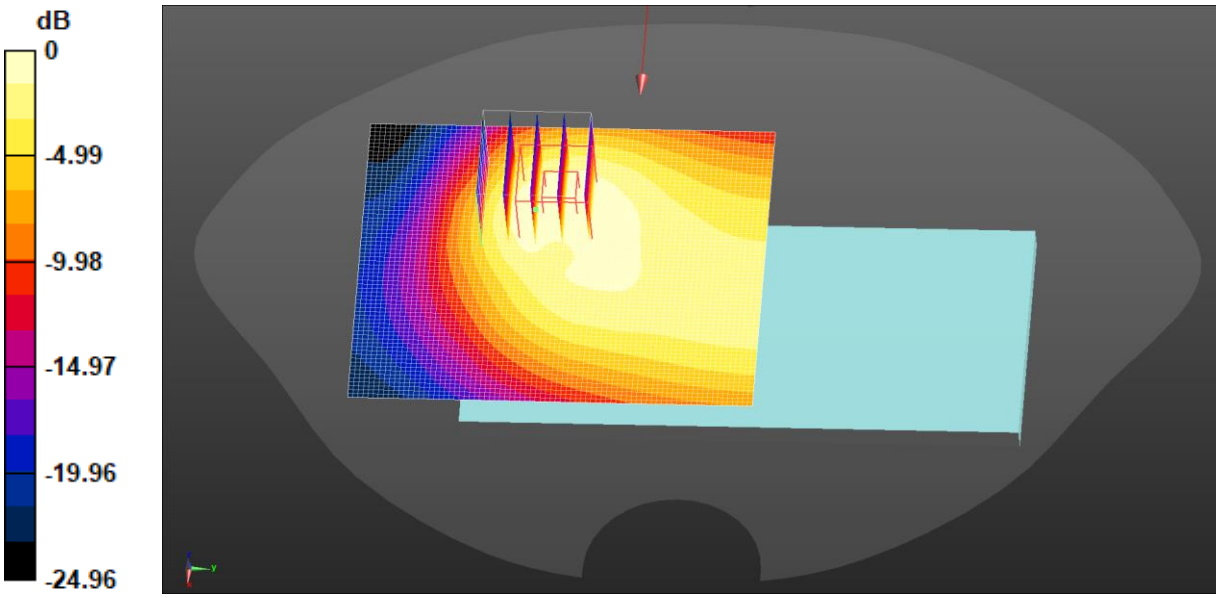

0 dB = 0.501 W/kg = -3.00 dBW/kg

Test Laboratory: JYTSZ Date: 08.20.2024

DUT: Mobile Phone; Type: X6531B; Serial: SZR142400081-3

Communication System: UID 0, LTE-FDD(USA) 1RB QPSK (0); Frequency: 1880 MHz;Duty Cycle: 1:1
Medium parameters used: f = 1880 MHz; σ = 1.374 S/m; ε_r = 41.292; ρ = 1000 kg/m^3
Phantom section: Flat Section

DASY5 Configuration:

- Probe: EX3DV4 - SN7601; ConvF(8.44, 8.44, 8.44) @ 1880 MHz; Calibrated: 01.29.2024
- Sensor-Surface: 1.4mm (Mechanical Surface Detection)
- Electronics: DAE4 Sn1373; Calibrated: 11.27.2023
- Phantom: SAM-Twin; Type: QD 000 P40 CD; Serial: 1885
- Measurement SW: DASY52, Version 52.10 (4); SEMCAD X Version 14.6.14 (7501)

LTE Band 2 1RB(20MHz) Body Back/Middle Channel/Area Scan (61x71x1):

Interpolated grid: dx=1.500 mm, dy=1.500 mm
Maximum value of SAR (interpolated) = 0.493 W/kg

LTE Band 2 1RB(20MHz) Body Back/Middle Channel/Zoom Scan (5x5x7)/Cube 0:

Measurement grid: dx=8mm, dy=8mm, dz=5mm
Reference Value = 7.286 V/m; Power Drift = 0.10 dB
Peak SAR (extrapolated) = 0.625 W/kg
SAR(1 g) = 0.311 W/kg; SAR(10 g) = 0.159 W/kg
Smallest distance from peaks to all points 3 dB below = 10.1 mm
Ratio of SAR at M2 to SAR at M1 = 50.6%
Maximum value of SAR (measured) = 0.492 W/kg

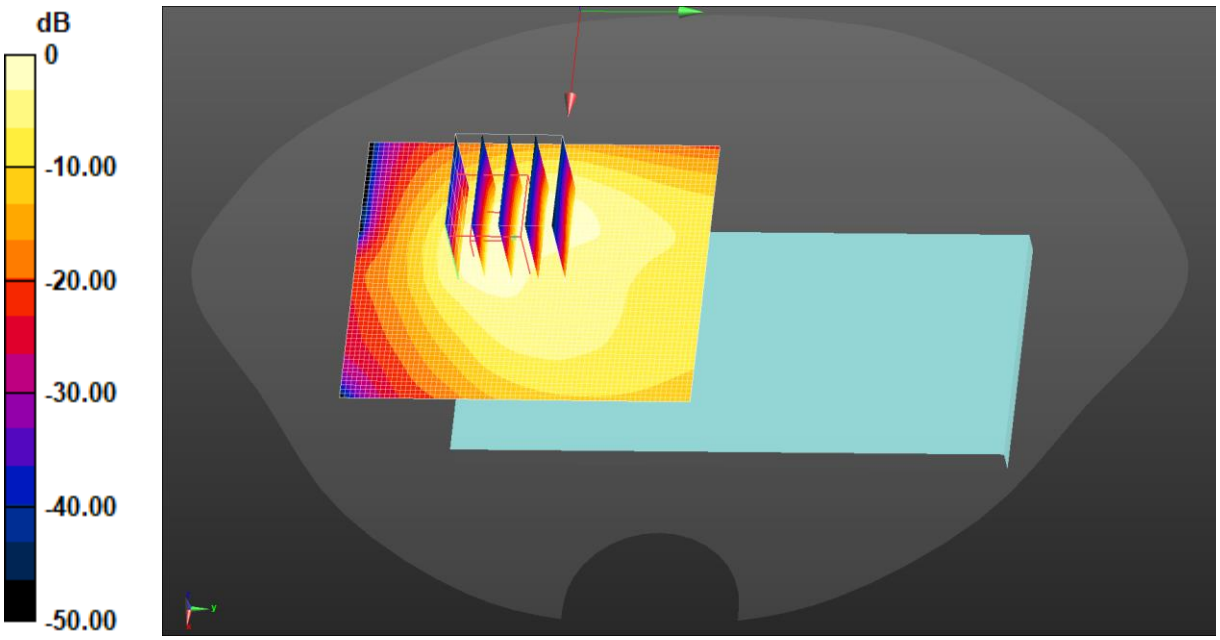

0 dB = 0.493 W/kg = -3.07 dBW/kg

Test Laboratory: JYTSZ Date: 08.02.2024

DUT: Mobile Phone; Type: X6531B; Serial: SZR142400081-3

Communication System: UID 0, LTE-FDD(USA) 1RB QPSK (0); Frequency: 1745 MHz;Duty Cycle: 1:1
Medium parameters used (interpolated): f = 1745 MHz; σ = 1.344 S/m; ε_r = 41.379; ρ = 1000 kg/m^3
Phantom section: Flat Section

DASY5 Configuration:

- Probe: EX3DV4 - SN7601; ConvF(8.73, 8.73, 8.73) @ 1745 MHz; Calibrated: 01.29.2024
- Sensor-Surface: 1.4mm (Mechanical Surface Detection)
- Electronics: DAE4 Sn1373; Calibrated: 11.27.2023
- Phantom: SAM-Twin; Type: QD 000 P40 CD; Serial: 1885
- Measurement SW: DASY52, Version 52.10 (4); SEMCAD X Version 14.6.14 (7501)

LTE Band 4 1RB(20MHz) Body Back/High Channel/Area Scan (61x71x1):

Interpolated grid: dx=1.500 mm, dy=1.500 mm
Maximum value of SAR (interpolated) = 0.303 W/kg

LTE Band 4 1RB(20MHz) Body Back/High Channel/Zoom Scan (5x5x7)/Cube 0:

Measurement grid: dx=8mm, dy=8mm, dz=5mm
Reference Value = 6.116 V/m; Power Drift = 0.12 dB
Peak SAR (extrapolated) = 0.356 W/kg
SAR(1 g) = 0.208 W/kg; SAR(10 g) = 0.123 W/kg
Smallest distance from peaks to all points 3 dB below = 11.6 mm
Ratio of SAR at M2 to SAR at M1 = 57.8%
Maximum value of SAR (measured) = 0.292 W/kg

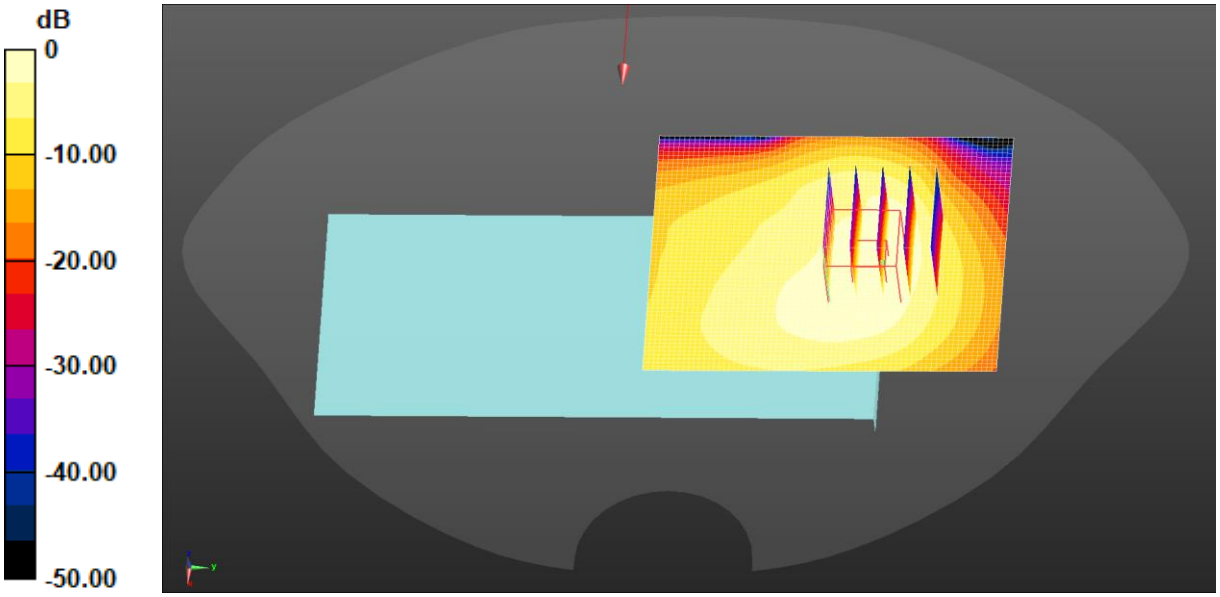

0 dB = 0.303 W/kg = -5.19 dBW/kg

Test Laboratory: JYTSZ Date: 08.17.2024

DUT: Mobile Phone; Type: X6531B; Serial: SZR142400082-2

Communication System: UID 0, LTE-FDD(USA) 1RB QPSK (0); Frequency: 836.5 MHz;Duty Cycle: 1:1
Medium parameters used (interpolated): f = 836.5 MHz; σ = 0.899 S/m; ε_r = 42.841; ρ = 1000 kg/m^3
Phantom section: Flat Section

DASY5 Configuration:

- Probe: EX3DV4 - SN7601; ConvF(10.3, 10.3, 10.3) @ 836.5 MHz; Calibrated: 01.29.2024
- Sensor-Surface: 1.4mm (Mechanical Surface Detection)
- Electronics: DAE4 Sn1373; Calibrated: 11.27.2023
- Phantom: SAM-Twin; Type: QD 000 P40 CD; Serial: 1885
- Measurement SW: DASY52, Version 52.10 (4); SEMCAD X Version 14.6.14 (7501)

LTE Band 5 1RB(10MHz) Body Back/Middle Channel/Area Scan (61x101x1):

Interpolated grid: dx=1.500 mm, dy=1.500 mm
Maximum value of SAR (interpolated) = 0.599 W/kg

LTE Band 5 1RB(10MHz) Body Back/Middle Channel/Zoom Scan (5x5x7)/Cube 0:

Measurement grid: dx=8mm, dy=8mm, dz=5mm
Reference Value = 13.55 V/m; Power Drift = -0.07 dB
Peak SAR (extrapolated) = 0.761 W/kg
SAR(1 g) = 0.352 W/kg; SAR(10 g) = 0.193 W/kg
Smallest distance from peaks to all points 3 dB below = 11.5 mm
Ratio of SAR at M2 to SAR at M1 = 45.8%
Maximum value of SAR (measured) = 0.592 W/kg

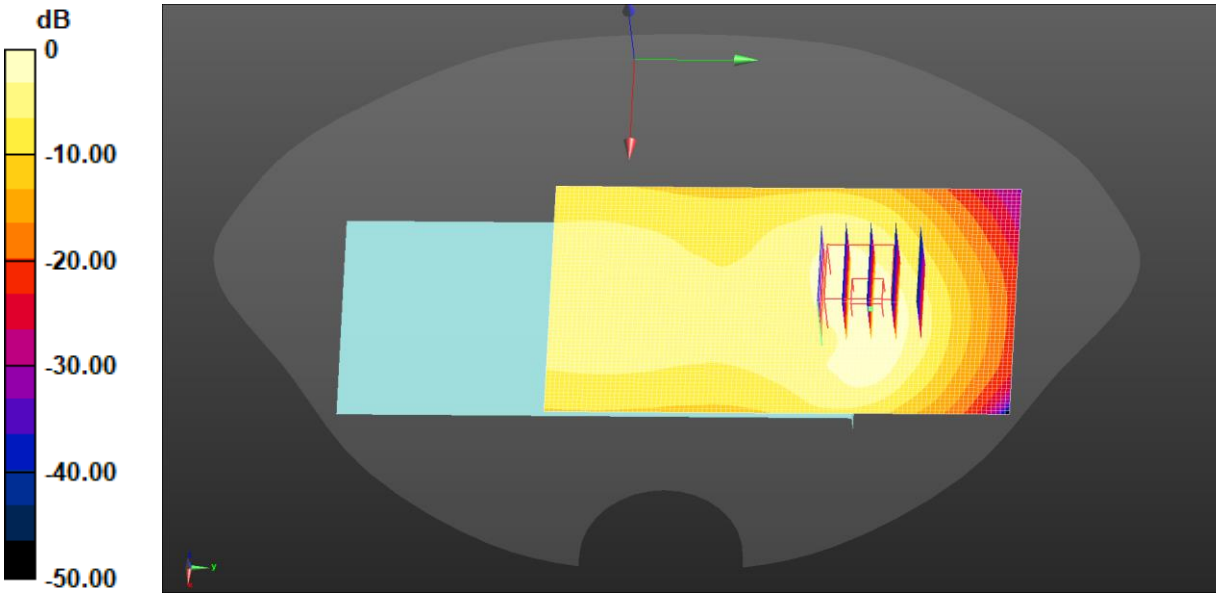

0 dB = 0.599 W/kg = -2.23 dBW/kg

Test Laboratory: JYTSZ Date: 08.14.2024

DUT: Mobile Phone; Type: X6531B; Serial: SZR142400081-3

Communication System: UID 0, LTE-FDD(USA) 1RB QPSK (0); Frequency: 2510 MHz;Duty Cycle: 1:1
Medium parameters used: f = 2510 MHz; σ = 1.83 S/m; ε_r = 40.416; ρ = 1000 kg/m^3
Phantom section: Flat Section

DASY5 Configuration:

- Probe: EX3DV4 - SN7601; ConvF(7.89, 7.89, 7.89) @ 2510 MHz; Calibrated: 01.29.2024
- Sensor-Surface: 1.4mm (Mechanical Surface Detection)
- Electronics: DAE4 Sn1373; Calibrated: 11.27.2023
- Phantom: SAM-Twin; Type: QD 000 P40 CD; Serial: 1885
- Measurement SW: DASY52, Version 52.10 (4); SEMCAD X Version 14.6.14 (7501)

LTE Band 7 1RB(20MHz) Body Back/Low Channel/Area Scan (71x81x1):

Interpolated grid: dx=1.500 mm, dy=1.500 mm
Maximum value of SAR (interpolated) = 0.693 W/kg

LTE Band 7 1RB(20MHz) Body Back/Low Channel/Zoom Scan (5x5x7)/Cube 0:

Measurement grid: dx=8mm, dy=8mm, dz=5mm
Reference Value = 2.872 V/m; Power Drift = 0.08 dB
Peak SAR (extrapolated) = 0.892 W/kg
SAR(1 g) = 0.419 W/kg; SAR(10 g) = 0.187 W/kg
Smallest distance from peaks to all points 3 dB below = 9.6 mm
Ratio of SAR at M2 to SAR at M1 = 47.2%
Maximum value of SAR (measured) = 0.712 W/kg

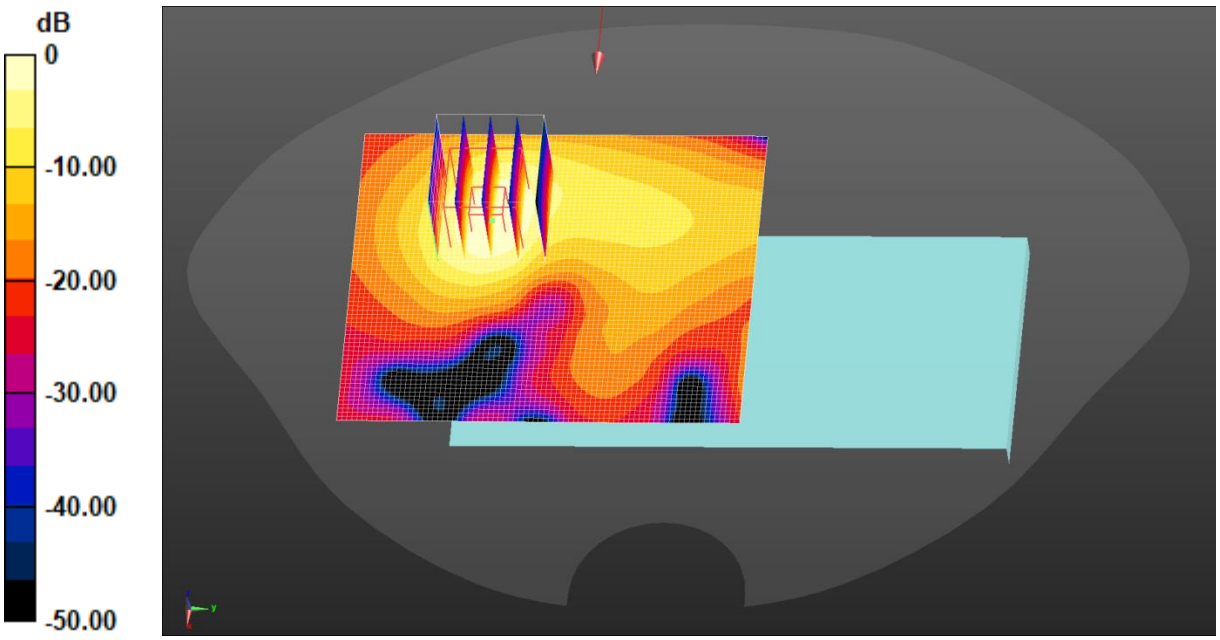

0 dB = 0.693 W/kg = -1.60 dBW/kg

Test Laboratory: JYTSZ Date: 08.14.2024

DUT: Mobile Phone; Type: X6531B; Serial: SZR142400081-3

Communication System: UID 0, LTE-TDD(USA) 20MHz 1RB QPSK (0); Frequency: 2645 MHz;Duty Cycle: 1:1.59956
Medium parameters used (interpolated): f = 2645 MHz; σ = 1.976 S/m; ε_r = 40.244; ρ = 1000 kg/m^3
Phantom section: Flat Section

DASY5 Configuration:

- Probe: EX3DV4 - SN7601; ConvF(7.6, 7.6, 7.6) @ 2645 MHz; Calibrated: 01.29.2024
- Sensor-Surface: 1.4mm (Mechanical Surface Detection)
- Electronics: DAE4 Sn1373; Calibrated: 11.27.2023
- Phantom: SAM-Twin; Type: QD 000 P40 CD; Serial: 1885
- Measurement SW: DASY52, Version 52.10 (4); SEMCAD X Version 14.6.14 (7501)

LTE Band 41 1RB(20MHz) Body Back/High Channel/Area Scan (81x101x1):

Interpolated grid: dx=1.200 mm, dy=1.200 mm
Maximum value of SAR (interpolated) = 0.580 W/kg

LTE Band 41 1RB(20MHz) Body Back/High Channel/Zoom Scan (7x7x7)/Cube 0:

Measurement grid: dx=5mm, dy=5mm, dz=5mm
Reference Value = 3.056 V/m; Power Drift = 0.06 dB
Peak SAR (extrapolated) = 0.711 W/kg
SAR(1 g) = 0.334 W/kg; SAR(10 g) = 0.149 W/kg
Smallest distance from peaks to all points 3 dB below = 9.5 mm
Ratio of SAR at M2 to SAR at M1 = 47.6%
Maximum value of SAR (measured) = 0.569 W/kg

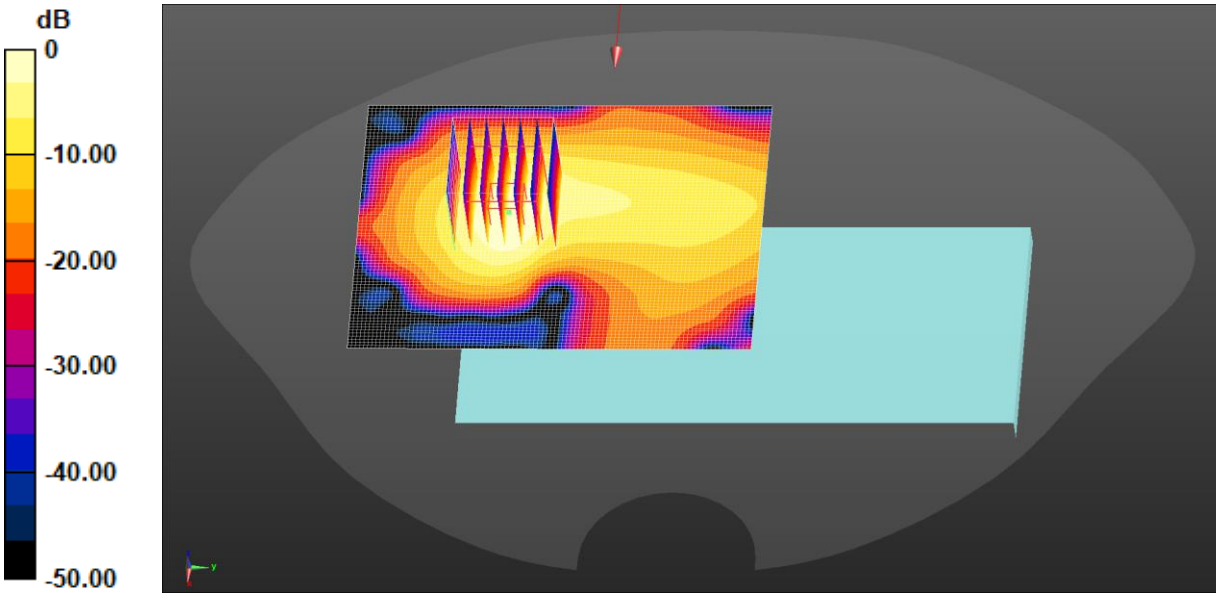

0 dB = 0.580 W/kg = -2.37 dBW/kg

Test Laboratory: JYTSZ Date: 08.14.2024

DUT: Mobile Phone; Type: X6531B; Serial: SZR142400081-2

Communication System: UID 0, IEEE 802.11b WiFi 2.4 GHz (DSSS, 1 Mbps) (0);
Frequency: 2437 MHz;Duty Cycle: 1:1
Medium parameters used (interpolated): f = 2437 MHz; σ = 1.754 S/m; ε_r = 40.515; ρ = 1000 kg/m^3
Phantom section: Flat Section

DASY5 Configuration:

- Probe: EX3DV4 - SN7601; ConvF(7.89, 7.89, 7.89) @ 2437 MHz; Calibrated: 01.29.2024
- Sensor-Surface: 1.4mm (Mechanical Surface Detection)
- Electronics: DAE4 Sn1373; Calibrated: 11.27.2023
- Phantom: SAM-Twin; Type: QD 000 P40 CD; Serial: 1885
- Measurement SW: DASY52, Version 52.10 (4); SEMCAD X Version 14.6.14 (7501)

2.4G WiFi Body Back/Middle Channel/Area Scan (91x91x1): Interpolated grid: dx=1.200 mm, dy=1.200 mm
Maximum value of SAR (interpolated) = 0.143 W/kg

2.4G WiFi Body Back/Middle Channel/Zoom Scan (7x7x7)/Cube 0:
Measurement grid: dx=5mm, dy=5mm, dz=5mm
Reference Value = 5.319 V/m; Power Drift = -0.08 dB
Peak SAR (extrapolated) = 0.171 W/kg
SAR(1 g) = 0.084 W/kg; SAR(10 g) = 0.043 W/kg
Smallest distance from peaks to all points 3 dB below = 12.6 mm
Ratio of SAR at M2 to SAR at M1 = 47.8%
Maximum value of SAR (measured) = 0.135 W/kg

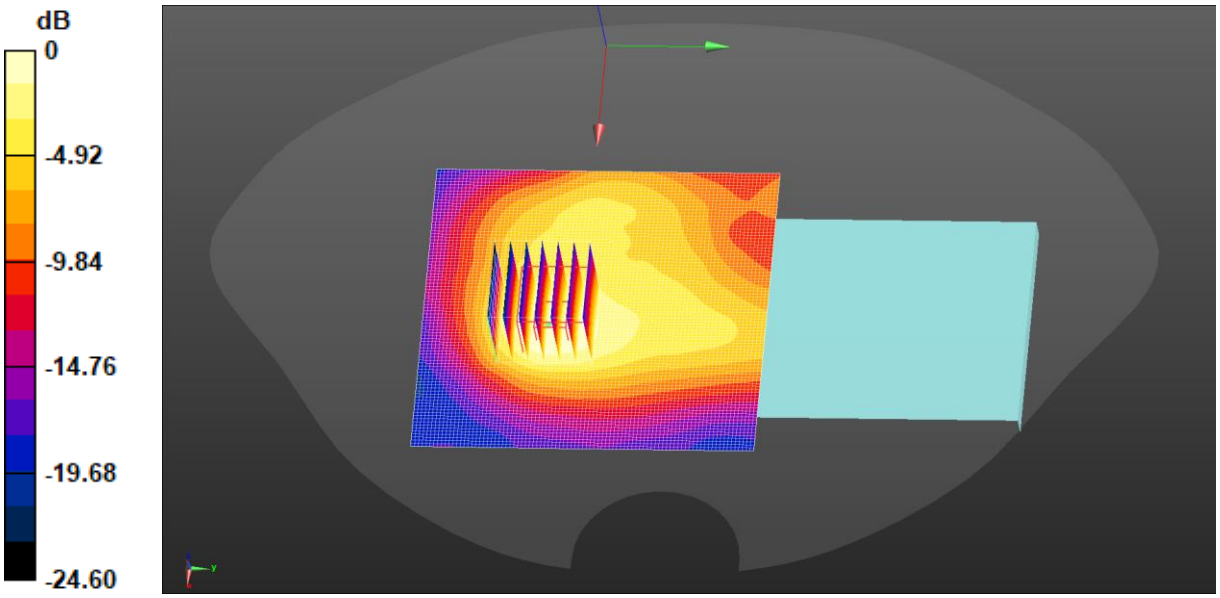

0 dB = 0.135 W/kg = -8.70 dBW/kg

Test Laboratory: JYTSZ Date: 08.23.2024

DUT: Mobile Phone; Type: X6531B; Serial: SZR142400081-2

Communication System: UID 0, IEEE 802.11a WiFi 5GHz (0); Frequency: 5180 MHz;Duty Cycle: 1:1
Medium parameters used: f = 5180 MHz; σ = 4.562 S/m; ε_r = 37.301; ρ = 1000 kg/m^3
Phantom section: Flat Section

DASY5 Configuration:

- Probe: EX3DV4 - SN7601; ConvF(5.51, 5.51, 5.51) @ 5180 MHz; Calibrated: 01.29.2024
- Sensor-Surface: 1.4mm (Mechanical Surface Detection)
- Electronics: DAE4 Sn1373; Calibrated: 11.27.2023
- Phantom: SAM-Twin; Type: QD 000 P40 CD; Serial: 1885
- Measurement SW: DASY52, Version 52.10 (4); SEMCAD X Version 14.6.14 (7501)

5.2G WiFi Body Back/Middle Channel/Area Scan (101x101x1): Interpolated grid: dx=1.000 mm, dy=1.000 mm
Maximum value of SAR (interpolated) = 0.313 W/kg

5.2G WiFi Body Back/Middle Channel/Zoom Scan (7x7x12)/Cube 0:
Measurement grid: dx=4mm, dy=4mm, dz=2mm
Reference Value = 1.454 V/m; Power Drift = 0.01 dB
Peak SAR (extrapolated) = 0.519 W/kg
SAR(1 g) = 0.141 W/kg; SAR(10 g) = 0.048 W/kg
Smallest distance from peaks to all points 3 dB below = 8.6 mm
Ratio of SAR at M2 to SAR at M1 = 54.2%
Maximum value of SAR (measured) = 0.323 W/kg

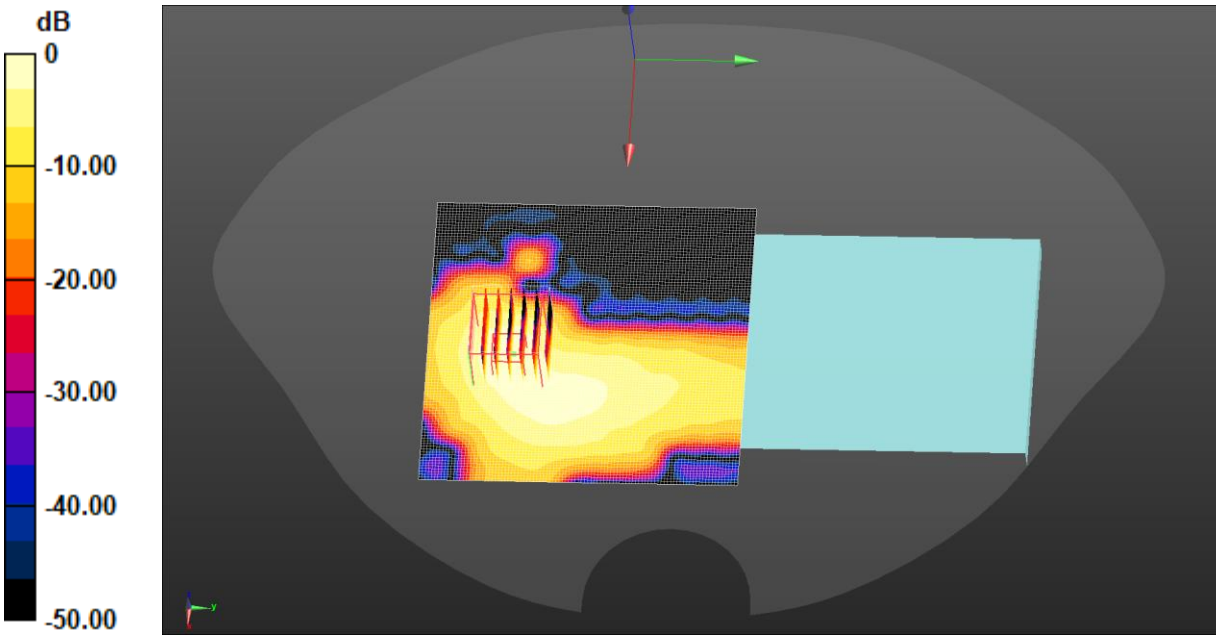

0 dB = 0.323 W/kg = -4.91 dBW/kg

Test Laboratory: JYTSZ Date: 08.05.2024

DUT: Mobile Phone; Type: X6531B; Serial: SZR142400081-2

Communication System: UID 0, IEEE 802.11a WiFi 5GHz (0); Frequency: 5320 MHz;Duty Cycle: 1:1
Medium parameters used: f = 5320 MHz; σ = 4.663 S/m; ε_r = 37.186; ρ = 1000 kg/m^3
Phantom section: Flat Section

DASY5 Configuration:

- Probe: EX3DV4 - SN7601; ConvF(5.51, 5.51, 5.51) @ 5320 MHz; Calibrated: 01.29.2024
- Sensor-Surface: 1.4mm (Mechanical Surface Detection)
- Electronics: DAE4 Sn1373; Calibrated: 11.27.2023
- Phantom: SAM-Twin; Type: QD 000 P40 CD; Serial: 1885
- Measurement SW: DASY52, Version 52.10 (4); SEMCAD X Version 14.6.14 (7501)

5.3G WiFi Body Back/High Channel/Area Scan (81x81x1): Interpolated grid: dx=1.000 mm, dy=1.000 mm
Maximum value of SAR (interpolated) = 0.396 W/kg

5.3G WiFi Body Back/High Channel/Zoom Scan (7x7x12)/Cube 0: Measurement grid: dx=4mm, dy=4mm, dz=2mm
Reference Value = 0.9280 V/m; Power Drift = -0.03 dB
Peak SAR (extrapolated) = 0.574 W/kg
SAR(1 g) = 0.146 W/kg; SAR(10 g) = 0.042 W/kg
Smallest distance from peaks to all points 3 dB below = 8.4 mm
Ratio of SAR at M2 to SAR at M1 = 54.1
Maximum value of SAR (measured) = 0.353 W/kg

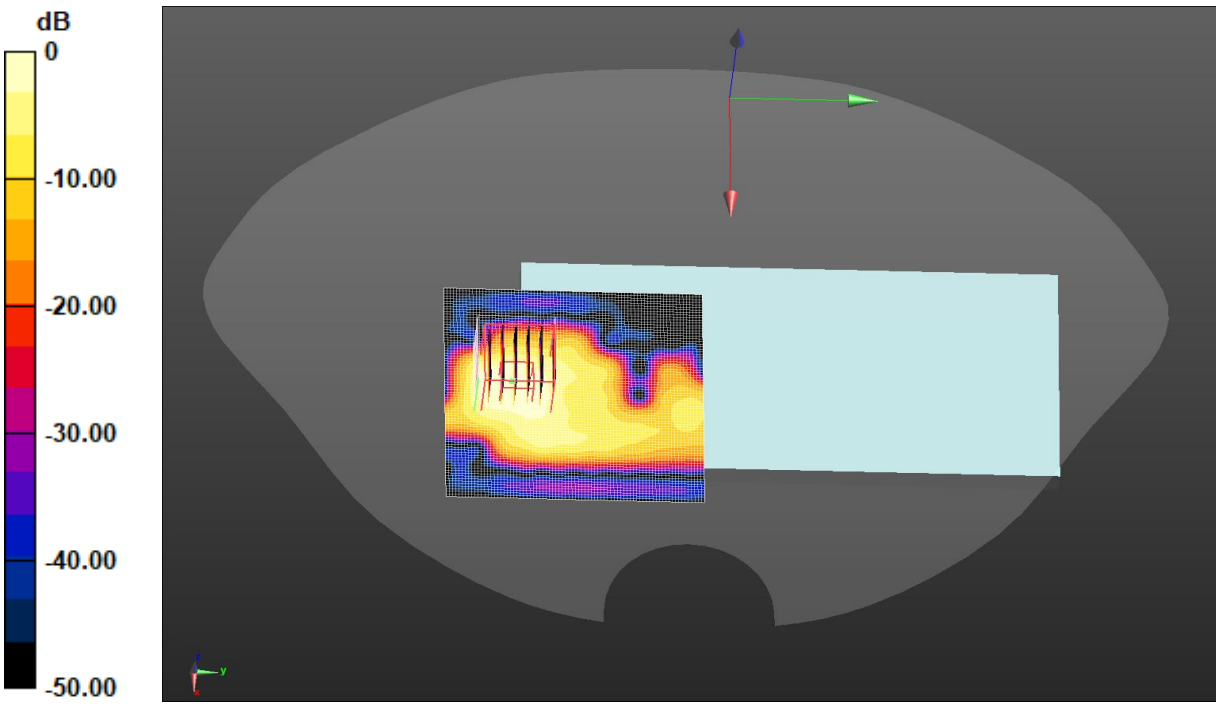

0 dB = 0.353 W/kg = -4.52 dBW/kg

Test Laboratory: JYTSZ Date: 08.08.2024

DUT: Mobile Phone; Type: X6531B; Serial: SZR142400081-2

Communication System: UID 0, IEEE 802.11a WiFi 5GHz (0); Frequency: 5600 MHz;Duty Cycle: 1:1
Medium parameters used: f = 5600 MHz; σ = 4.987 S/m; ε_r = 36.821; ρ = 1000 kg/m^3
Phantom section: Flat Section

DASY5 Configuration:

- Probe: EX3DV4 - SN3924; ConvF(4.78, 4.78, 4.78) @ 5600 MHz; Calibrated: 03.20.2024
- Sensor-Surface: 1.4mm (Mechanical Surface Detection)
- Electronics: DAE4 Sn1373; Calibrated: 11.27.2023
- Phantom: SAM-Twin; Type: QD 000 P40 CD; Serial: 1885
- Measurement SW: DASY52, Version 52.10 (4); SEMCAD X Version 14.6.14 (7501)

5.6G WiFi Body Back/Middle Channel/Area Scan (91x91x1): Interpolated grid: dx=1.000 mm, dy=1.000 mm
Maximum value of SAR (interpolated) = 0.306 W/kg

5.6G WiFi Body Back/Middle Channel/Zoom Scan (7x7x12)/Cube 0:
Measurement grid: dx=4mm, dy=4mm, dz=2mm
Reference Value = 0.7740 V/m; Power Drift = -0.02 dB
Peak SAR (extrapolated) = 0.558 W/kg
SAR(1 g) = 0.115 W/kg; SAR(10 g) = 0.039 W/kg
Smallest distance from peaks to all points 3 dB below = 9.7 mm
Ratio of SAR at M2 to SAR at M1 = 46.6%
Maximum value of SAR (measured) = 0.294 W/kg

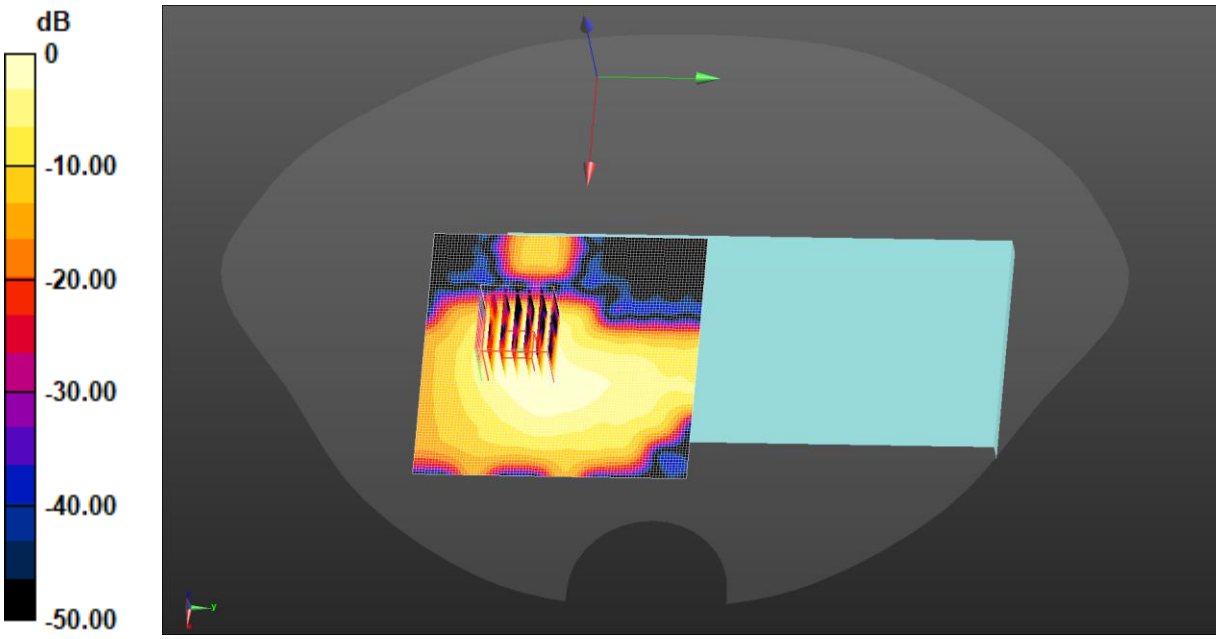

0 dB = 0.294 W/kg = -5.32 dBW/kg

Test Laboratory: JYTSZ Date: 08.11.2024

DUT: Mobile Phone; Type: X6531B; Serial: SZR142400081-2

Communication System: UID 0, IEEE 802.11a WiFi 5GHz (0); Frequency: 5825 MHz;Duty Cycle: 1:1
Medium parameters used (interpolated): f = 5825 MHz; σ = 5.174 S/m; ε_r = 36.609; ρ = 1000 kg/m^3
Phantom section: Flat Section

DASY5 Configuration:

- Probe: EX3DV4 - SN7601; ConvF(5.01, 5.01, 5.01) @ 5825 MHz; Calibrated: 01.29.2024
- Sensor-Surface: 1.4mm (Mechanical Surface Detection)
- Electronics: DAE4 Sn1373; Calibrated: 11.27.2023
- Phantom: SAM-Twin; Type: QD 000 P40 CD; Serial: 1885
- Measurement SW: DASY52, Version 52.10 (4); SEMCAD X Version 14.6.14 (7501)

5.8G WiFi Body Back/High Channel/Area Scan (81x81x1): Interpolated grid: dx=1.000 mm, dy=1.000 mm
Maximum value of SAR (interpolated) = 0.856 W/kg
5.8G WiFi Body Back/High Channel/Zoom Scan (7x7x12)/Cube 0: Measurement grid: dx=4mm, dy=4mm, dz=2mm
Reference Value = 0 V/m; Power Drift = 0.00 dB
Peak SAR (extrapolated) = 1.15 W/kg
SAR(1 g) = 0.284 W/kg; SAR(10 g) = 0.091 W/kg
Smallest distance from peaks to all points 3 dB below = 8.7 mm
Ratio of SAR at M2 to SAR at M1 = 51.7%
Maximum value of SAR (measured) = 0.696 W/kg

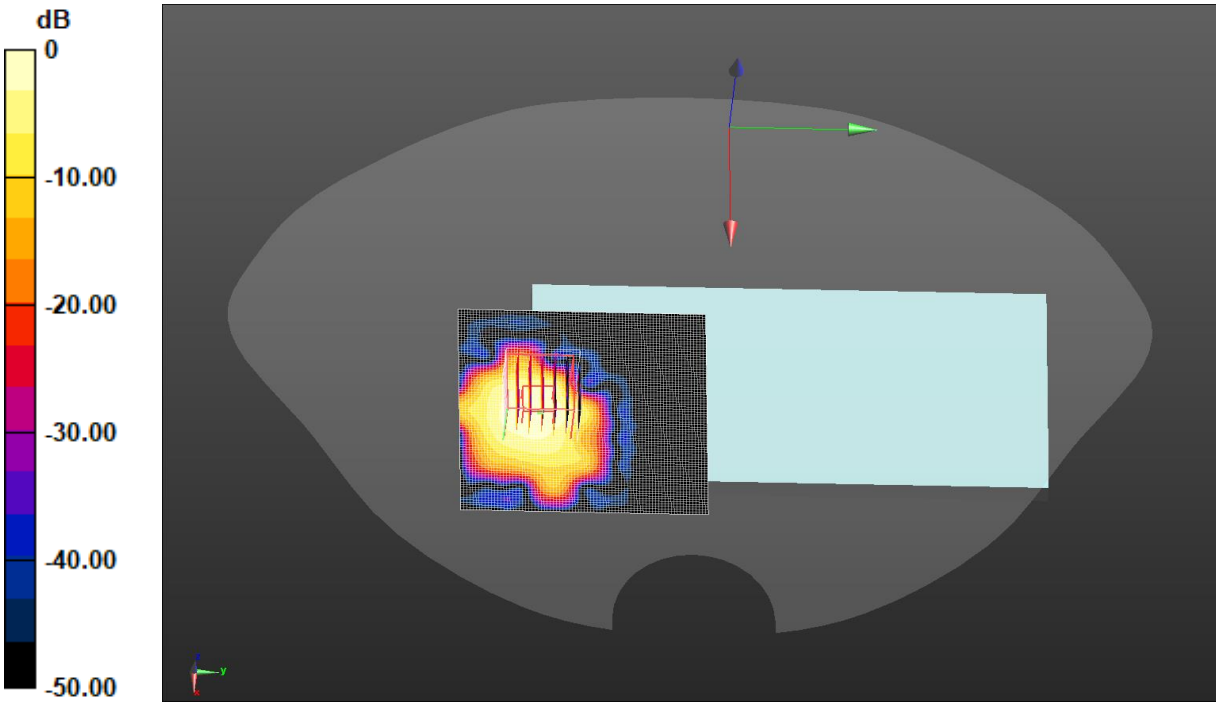

0 dB = 0.696 W/kg = -1.57 dBW/kg

Test Laboratory: JYTSZ Date: 08.14.2024

DUT: Mobile Phone; Type: X6531B; Serial: SZR142400081-2

Communication System: UID 0, Bluetooth (0); Frequency: 2441 MHz;Duty Cycle: 1:1
Medium parameters used (interpolated): f = 2441 MHz; σ = 1.758 S/m; ε_r = 40.508; ρ = 1000 kg/m^3
Phantom section: Flat Section

DASY5 Configuration:

- Probe: EX3DV4 - SN7601; ConvF(7.89, 7.89, 7.89) @ 2441 MHz; Calibrated: 01.29.2024
- Sensor-Surface: 1.4mm (Mechanical Surface Detection)
- Electronics: DAE4 Sn1373; Calibrated: 11.27.2023
- Phantom: SAM-Twin; Type: QD 000 P40 CD; Serial: 1885
- Measurement SW: DASY52, Version 52.10 (4); SEMCAD X Version 14.6.14 (7501)

Bluetooth Body Back/Middle Channel/Area Scan (91x91x1): Interpolated grid: dx=1.200 mm, dy=1.200 mm
Maximum value of SAR (interpolated) = 0.0199 W/kg

Bluetooth Body Back/Middle Channel/Zoom Scan (7x7x7)/Cube 0: Measurement grid: dx=5mm, dy=5mm, dz=5mm
Reference Value = 0.4840 V/m; Power Drift = 0.08 dB
Peak SAR (extrapolated) = 0.0270 W/kg
SAR(1 g) = 0.00837 W/kg; SAR(10 g) = 0.00331 W/kg
Smallest distance from peaks to all points 3 dB below: Larger than measurement grid (> 15 mm)
Ratio of SAR at M2 to SAR at M1 = 33.7%
Maximum value of SAR (measured) = 0.0149 W/kg

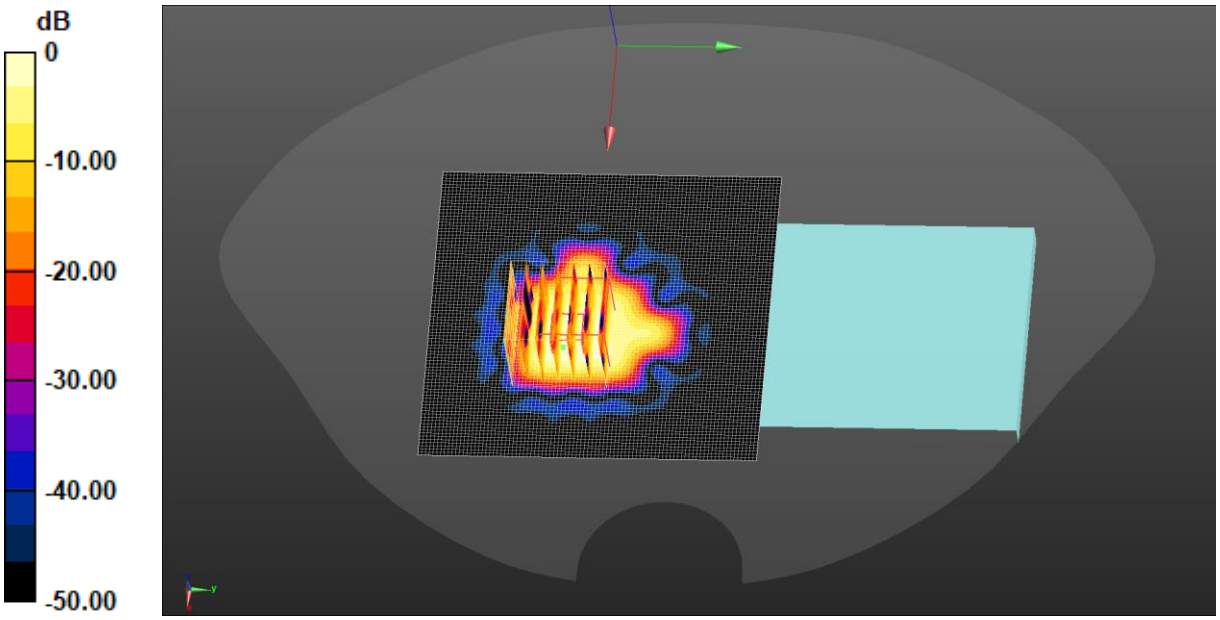

0 dB = 0.0199 W/kg = -17.01 dBW/kg

Test Laboratory: JYTSZ Date: 08.23.2024

DUT: Mobile Phone; Type: X6531B; Serial: SZR142400081-2

Communication System: UID 0, IEEE 802.11a WiFi 5GHz (0); Frequency: 5180 MHz;Duty Cycle: 1:1
Medium parameters used: f = 5180 MHz; σ = 4.562 S/m; ε_r = 37.301; ρ = 1000 kg/m^3
Phantom section: Flat Section

DASY5 Configuration:

- Probe: EX3DV4 - SN7601; ConvF(5.51, 5.51, 5.51) @ 5180 MHz; Calibrated: 01.29.2024
- Sensor-Surface: 1.4mm (Mechanical Surface Detection)
- Electronics: DAE4 Sn1373; Calibrated: 11.27.2023
- Phantom: SAM-Twin; Type: QD 000 P40 CD; Serial: 1885
- Measurement SW: DASY52, Version 52.10 (4); SEMCAD X Version 14.6.14 (7501)

5.2G WiFi Body Right/Low Channel/Area Scan (111x111x1): Interpolated grid: dx=1.000 mm, dy=1.000 mm
Maximum value of SAR (interpolated) = 0.407 W/kg

5.2G WiFi Body Right/Low Channel/Zoom Scan (7x7x12)/Cube 0: Measurement grid: dx=4mm, dy=4mm, dz=2mm
Reference Value = 7.691 V/m; Power Drift = 0.03 dB
Peak SAR (extrapolated) = 0.634 W/kg
SAR(1 g) = 0.195 W/kg; SAR(10 g) = 0.072 W/kg
Smallest distance from peaks to all points 3 dB below = 10.4 mm
Ratio of SAR at M2 to SAR at M1 = 58%
Maximum value of SAR (measured) = 0.427 W/kg

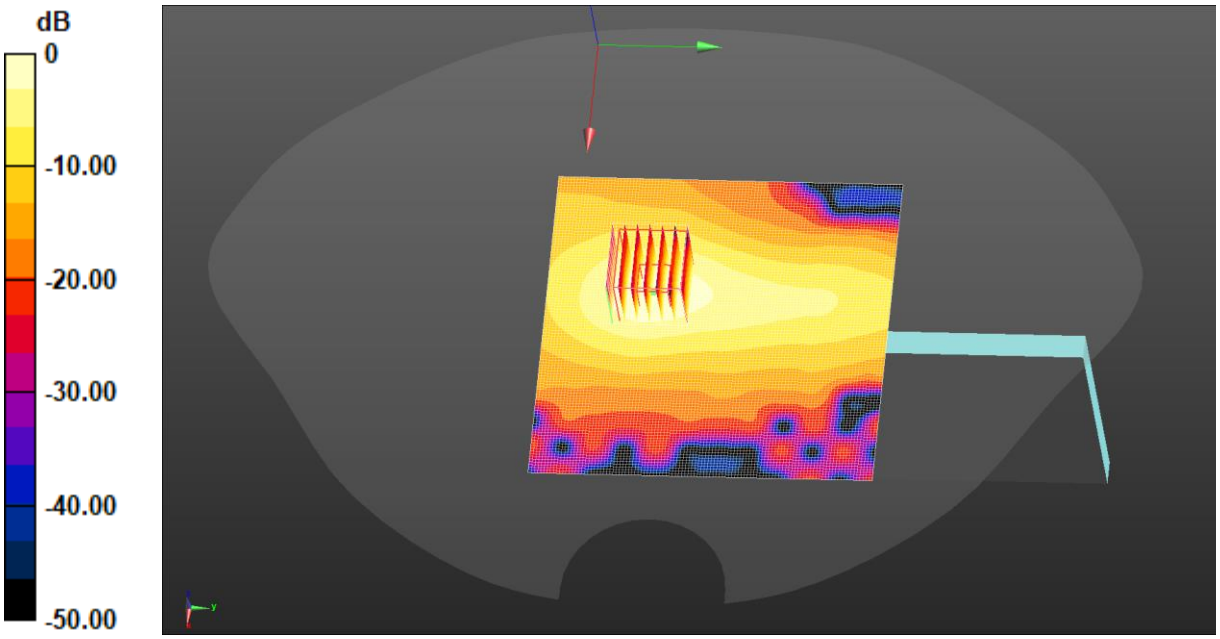

0 dB = 0.427 W/kg = -3.70 dBW/kg

------End of Report------