# 15 SAR Test Results Summary

## 15.1 Standalone Head SAR Data

➢ GSM Head SAR

| Plot No. | Band/Mode | ANT | Test Position | CH. | Freq. (MHz) | Ave. Power (dBm) | Power Drift (dB) | Tune-Up Limit (dBm) | Meas. $SAR_{1g}$ (W/kg) | Scaling Factor | Reported $SAR_{1g}$ (W/kg) |
|---|---|---|---|---|---|---|---|---|---|---|---|
| 1 | GSM850/Voice | MAIN | Right Cheek | 251 | 848.8 | 32.90 | 0.08 | 33.0 | **0.320** | 1.023 | 0.327 |
| | GSM850/Voice | MAIN | Right Tilted | 251 | 848.8 | 32.90 | 0.00 | 33.0 | 0.303 | 1.023 | 0.310 |
| | GSM850/Voice | MAIN | Left Cheek | 251 | 848.8 | 32.90 | 0.01 | 33.0 | 0.214 | 1.023 | 0.219 |
| | GSM850/Voice | MAIN | Left Tilted | 251 | 848.8 | 32.90 | 0.04 | 33.0 | 0.174 | 1.023 | 0.178 |
| | GSM850/Voice | DIV | Right Cheek | 251 | 848.8 | 32.58 | -0.05 | 33.0 | 0.036 | 1.102 | 0.040 |
| | GSM850/Voice | DIV | Right Tilted | 251 | 848.8 | 32.58 | 0.14 | 33.0 | 0.064 | 1.102 | 0.071 |
| | GSM850/Voice | DIV | Left Cheek | 251 | 848.8 | 32.58 | -0.12 | 33.0 | 0.061 | 1.102 | 0.068 |
| | GSM850/Voice | DIV | Left Tilted | 251 | 848.8 | 32.58 | 0.01 | 33.0 | 0.037 | 1.102 | 0.040 |
| | PCS1900/Voice | MAIN | Right Cheek | 661 | 1880 | 29.76 | -0.11 | 30.0 | 0.928 | 1.057 | 0.981 |
| 2 | PCS1900/Voice | MAIN | Right Tilted | 661 | 1880 | 29.76 | -0.06 | 30.0 | **1.130** | 1.057 | 1.194 |
| | PCS1900/Voice | MAIN | Left Cheek | 661 | 1880 | 29.76 | 0.02 | 30.0 | 0.535 | 1.057 | 0.565 |
| | PCS1900/Voice | MAIN | Left Tilted | 661 | 1880 | 29.76 | 0.06 | 30.0 | 0.776 | 1.057 | 0.820 |
| | PCS1900/Voice | MAIN | Right Tilted | 512 | 1850.2 | 29.37 | 0.03 | 30.0 | 0.898 | 1.156 | 1.038 |
| | PCS1900/Voice | MAIN | Right Tilted | 810 | 1909.8 | 29.47 | 0.04 | 30.0 | 1.030 | 1.13 | 1.164 |
| | **PCS1900/Voice** | **MAIN** | **Right Tilted** | **661** | **1880** | **29.76** | **0.04** | **30.0** | **1.070** | **1.057** | **1.131** |
| | PCS1900/Voice | MAIN | Right Cheek | 512 | 1850.2 | 29.37 | 0.14 | 30.0 | 0.961 | 1.156 | 1.111 |
| | PCS1900/Voice | MAIN | Right Cheek | 810 | 1909.8 | 29.47 | 0.03 | 30.0 | 0.822 | 1.13 | 0.929 |
| | PCS1900/Voice | MAIN | Left Tilted | 512 | 1850.2 | 29.37 | 0.05 | 30.0 | 0.717 | 1.156 | 0.829 |
| | PCS1900/Voice | MAIN | Left Tilted | 661 | 1880 | 29.76 | 0.06 | 30.0 | 0.721 | 1.057 | 0.762 |
| | PCS1900/Voice | DIV | Right Cheek | 810 | 1909.8 | 29.44 | 0.08 | 29.5 | 0.019 | 1.014 | 0.020 |
| | PCS1900/Voice | DIV | Right Tilted | 810 | 1909.8 | 29.44 | 0.09 | 29.5 | 0.043 | 1.014 | 0.044 |
| | PCS1900/Voice | DIV | Left Cheek | 810 | 1909.8 | 29.44 | -0.01 | 29.5 | 0.027 | 1.014 | 0.027 |
| | PCS1900/Voice | DIV | Left Tilted | 810 | 1909.8 | 29.44 | -0.07 | 29.5 | 0.019 | 1.014 | 0.019 |
| **ANSI / IEEE C95.1 – SAFETY LIMIT<br>Spatial Peak<br>Uncontrolled Exposure/General Population** | | | | | | **1.6 W/kg (mW/g)<br>Averaged over 1g** | | | | | |

➢ WCDMA Head SAR

| Plot No. | Band/Mode | ANT | Test Position | CH. | Freq. (MHz) | Ave. Power (dBm) | Power Drift (dB) | Tune-Up Limit (dBm) | Meas. $SAR_{1g}$ (W/kg) | Scaling Factor | Reported $SAR_{1g}$ (W/kg) |
|---|---|---|---|---|---|---|---|---|---|---|---|
| | Band II/RMC | MAIN | Right Cheek | 9538 | 1907.6 | 23.03 | 0.00 | 23.5 | 0.838 | 1.114 | 0.934 |
| 3 | Band II/RMC | MAIN | Right Tilted | 9538 | 1907.6 | 23.03 | 0.01 | 23.5 | **0.922** | 1.114 | 1.027 |
| | Band II/RMC | MAIN | Left Cheek | 9538 | 1907.6 | 23.03 | 0.07 | 23.5 | 0.433 | 1.114 | 0.482 |
| | Band II/RMC | MAIN | Left Tilted | 9538 | 1907.6 | 23.03 | 0.02 | 23.5 | 0.628 | 1.114 | 0.700 |
| | Band II/RMC | MAIN | Right Tilted | 9262 | 1852.4 | 22.71 | 0.08 | 23.5 | 0.806 | 1.199 | 0.966 |
| | Band II/RMC | MAIN | Right Tilted | 9400 | 1880 | 22.91 | 0.01 | 23.5 | 0.852 | 1.146 | 0.976 |
| | **Band II/RMC** | **MAIN** | **Right Tilted** | **9538** | **1907.6** | **23.03** | **0.01** | **23.5** | **0.896** | **1.114** | **0.998** |
| | Band II/RMC | MAIN | Right Cheek | 9262 | 1852.4 | 22.71 | 0.00 | 23.5 | 0.694 | 1.199 | 0.832 |
| | Band II/RMC | MAIN | Right Cheek | 9400 | 1880 | 22.91 | 0.00 | 23.5 | 0.712 | 1.146 | 0.816 |
| | Band II/RMC | DIV | Right Cheek | 9538 | 1907.6 | 22.57 | -0.05 | 23.0 | 0.027 | 1.104 | 0.030 |
| | Band II/RMC | DIV | Right Tilted | 9538 | 1907.6 | 22.57 | 0.13 | 23.0 | 0.060 | 1.104 | 0.066 |
| | Band II/RMC | DIV | Left Cheek | 9538 | 1907.6 | 22.57 | 0.04 | 23.0 | 0.037 | 1.104 | 0.041 |
| | Band II/RMC | DIV | Left Tilted | 9538 | 1907.6 | 22.57 | 0.09 | 23.0 | 0.027 | 1.104 | 0.029 |
| | Band IV/RMC | MAIN | Right Cheek | 1312 | 1712.4 | 22.07 | -0.08 | 22.5 | 0.661 | 1.104 | 0.730 |
| 4 | Band IV/RMC | MAIN | Right Tilted | 1312 | 1712.4 | 22.07 | 0.03 | 22.5 | **0.732** | 1.104 | 0.808 |
| | Band IV/RMC | MAIN | Left Cheek | 1312 | 1712.4 | 22.07 | 0.07 | 22.5 | 0.379 | 1.104 | 0.418 |
| | Band IV/RMC | MAIN | Left Tilted | 1312 | 1712.4 | 22.07 | -0.05 | 22.5 | 0.505 | 1.104 | 0.558 |
| | Band IV/RMC | MAIN | Right Tilted | 1413 | 1732.6 | 22.00 | -0.05 | 22.5 | 0.698 | 1.122 | 0.783 |
| | Band IV/RMC | MAIN | Right Tilted | 1513 | 1752.6 | 21.86 | 0.01 | 22.5 | 0.671 | 1.159 | 0.778 |
| | Band IV/RMC | DIV | Right Cheek | 1413 | 1732.6 | 20.77 | 0.06 | 21.0 | 0.048 | 1.054 | 0.050 |
| | Band IV/RMC | DIV | Right Tilted | 1413 | 1732.6 | 20.77 | 0.03 | 21.0 | 0.050 | 1.054 | 0.052 |
| | Band IV/RMC | DIV | Left Cheek | 1413 | 1732.6 | 20.77 | -0.05 | 21.0 | 0.049 | 1.054 | 0.052 |
| | Band IV/RMC | DIV | Left Tilted | 1413 | 1732.6 | 20.77 | 0.01 | 21.0 | 0.033 | 1.054 | 0.035 |
| | Band V/RMC | MAIN | Right Cheek | 4233 | 846.6 | 23.20 | 0.00 | 23.5 | 0.485 | 1.072 | 0.520 |
| 5 | Band V/RMC | MAIN | Right Tilted | 4233 | 846.6 | 23.20 | 0.03 | 23.5 | **0.529** | 1.072 | 0.567 |
| | Band V/RMC | MAIN | Left Cheek | 4233 | 846.6 | 23.20 | 0.04 | 23.5 | 0.354 | 1.072 | 0.379 |
| | Band V/RMC | MAIN | Left Tilted | 4233 | 846.6 | 23.20 | 0.09 | 23.5 | 0.305 | 1.072 | 0.327 |
| | Band V/RMC | DIV | Right Cheek | 4233 | 846.6 | 23.34 | 0.04 | 24.0 | 0.019 | 1.164 | 0.022 |
| | Band V/RMC | DIV | Right Tilted | 4233 | 846.6 | 23.34 | 0.07 | 24.0 | 0.033 | 1.164 | 0.038 |
| | Band V/RMC | DIV | Left Cheek | 4233 | 846.6 | 23.34 | -0.15 | 24.0 | 0.032 | 1.164 | 0.037 |
| | Band V/RMC | DIV | Left Tilted | 4233 | 846.6 | 23.34 | 0.04 | 24.0 | 0.019 | 1.164 | 0.022 |
| **ANSI / IEEE C95.1 – SAFETY LIMIT<br>Spatial Peak<br>Uncontrolled Exposure/General Population** | | | | | | **1.6 W/kg (mW/g)<br>Averaged over 1g** | | | | | |

➢ FDD-LTE Band 2(20MHz) QPSK Head SAR

| Plot No. | Band/Mode | ANT | Test Position | CH. | Freq. (MHz) | Ave. Power (dBm) | Power Drift (dB) | Tune-Up Limit (dBm) | Meas. $SAR_{1g}$ (W/kg) | Scaling Factor | Reported $SAR_{1g}$ (W/kg) |
|---|---|---|---|---|---|---|---|---|---|---|---|
| | Band2/1RB#49 | MAIN | Right Cheek | 19100 | 1900 | 22.55 | 0.08 | 23.0 | 0.736 | 1.109 | 0.816 |
| 6 | Band2/1RB#49 | MAIN | Right Tilted | 19100 | 1900 | 22.55 | 0.18 | 23.0 | **0.802** | 1.109 | 0.889 |
| | Band2/1RB#49 | MAIN | Left Cheek | 19100 | 1900 | 22.55 | 0.02 | 23.0 | 0.378 | 1.109 | 0.419 |
| | Band2/1RB#49 | MAIN | Left Tilted | 19100 | 1900 | 22.55 | -0.04 | 23.0 | 0.548 | 1.109 | 0.608 |
| | Band2/1RB#49 | MAIN | Right Tilted | 18700 | 1860 | 22.33 | 0.03 | 23.0 | 0.743 | 1.167 | 0.867 |
| | Band2/1RB#49 | MAIN | Right Tilted | 18900 | 1880 | 22.49 | 0.17 | 23.0 | 0.756 | 1.125 | 0.851 |
| | **Band2/1RB#49** | **MAIN** | **Right Tilted** | **19100** | **1900** | **22.55** | **0.18** | **23.0** | **0.773** | **1.109** | **0.857** |
| | Band2/1RB#49 | MAIN | Right Cheek | 18700 | 1900 | 22.33 | 0.08 | 23.0 | 0.671 | 1.167 | 0.783 |
| | Band2/1RB#49 | MAIN | Right Cheek | 18900 | 1860 | 22.49 | 0.01 | 23.0 | 0.662 | 1.125 | 0.745 |
| | Band2/1RB#49 | DIV | Right Cheek | 19100 | 1880 | 22.49 | 0.02 | 22.5 | 0.027 | 1.002 | 0.027 |
| | Band2/1RB#49 | DIV | Right Tilted | 18900 | 1880 | 22.24 | -0.17 | 22.5 | 0.059 | 1.062 | 0.063 |
| | Band2/1RB#49 | DIV | Left Cheek | 18900 | 1880 | 22.24 | 0.00 | 22.5 | 0.037 | 1.062 | 0.039 |
| | Band2/1RB#49 | DIV | Left Tilted | 18900 | 1880 | 22.24 | 0.09 | 22.5 | 0.026 | 1.062 | 0.028 |
| | Band2/50%RB#49 | MAIN | Right Cheek | 19100 | 1900 | 21.51 | 0.02 | 22.0 | 0.699 | 1.119 | 0.782 |
| | Band2/50%RB#49 | MAIN | Right Tilted | 19100 | 1900 | 21.51 | 0.08 | 22.0 | 0.712 | 1.119 | 0.797 |
| | Band2/50%RB#49 | MAIN | Left Cheek | 19100 | 1900 | 21.51 | -0.01 | 22.0 | 0.359 | 1.119 | 0.402 |
| | Band2/50%RB#49 | MAIN | Left Tilted | 19100 | 1900 | 21.51 | 0.00 | 22.0 | 0.520 | 1.119 | 0.582 |
| | Band2/50%RB#0 | DIV | Right Cheek | 18900 | 1880 | 21.40 | 0.07 | 21.5 | 0.024 | 1.023 | 0.025 |
| | Band2/50%RB#0 | DIV | Right Tilted | 18900 | 1880 | 21.40 | 0.01 | 21.5 | 0.019 | 1.023 | 0.019 |
| | Band2/50%RB#0 | DIV | Left Cheek | 18900 | 1880 | 21.40 | -0.09 | 21.5 | 0.033 | 1.023 | 0.034 |
| | Band2/50%RB#0 | DIV | Left Tilted | 18900 | 1880 | 21.40 | 0.02 | 21.5 | 0.023 | 1.023 | 0.024 |
| | Band2/100%RB#0 | MAIN | Right Tilted | 19100 | 1900 | 21.41 | 0.01 | 21.5 | 0.704 | 1.021 | 0.719 |
| | Band2/100%RB#0 | MAIN | Right Cheek | 19100 | 1900 | 21.41 | 0.02 | 21.5 | 0.645 | 1.021 | 0.659 |
| **ANSI / IEEE C95.1 – SAFETY LIMIT Spatial Peak Uncontrolled Exposure/General Population** | | | | | | **1.6 W/kg (mW/g) Averaged over 1g** | | | | | |

➢ FDD-LTE Band 4(20MHz) QPSK Head SAR

| Plot No. | Band/Mode | ANT | Test Position | CH. | Freq. (MHz) | Ave. Power (dBm) | Power Drift (dB) | Tune-Up Limit (dBm) | Meas. $SAR_{1g}$ (W/kg) | Scaling Factor | Reported $SAR_{1g}$ (W/kg) |
|---|---|---|---|---|---|---|---|---|---|---|---|
| | Band4/1RB#49 | MAIN | Right Cheek | 20050 | 1720 | 22.17 | 0.06 | 22.5 | 0.805 | 1.079 | 0.869 |
| 7 | Band4/1RB#49 | MAIN | Right Tilted | 20050 | 1720 | 22.17 | 0.00 | 22.5 | **0.905** | 1.079 | 0.976 |
| | Band4/1RB#49 | MAIN | Left Cheek | 20050 | 1720 | 22.17 | -0.04 | 22.5 | 0.461 | 1.079 | 0.497 |
| | Band4/1RB#49 | MAIN | Left Tilted | 20050 | 1720 | 22.17 | -0.11 | 22.5 | 0.616 | 1.079 | 0.665 |
| | Band4/1RB#49 | MAIN | Right Cheek | 20175 | 1732.5 | 21.98 | 0.00 | 22.5 | 0.754 | 1.127 | 0.850 |
| | Band4/1RB#49 | MAIN | Right Cheek | 20300 | 1745 | 22.10 | 0.07 | 22.5 | 0.773 | 1.096 | 0.847 |
| | Band4/1RB#49 | MAIN | Right Tilted | 20175 | 1732.5 | 21.98 | 0.10 | 22.5 | 0.852 | 1.127 | 0.960 |
| | Band4/1RB#49 | MAIN | Right Tilted | 20300 | 1745 | 22.10 | 0.02 | 22.5 | 0.821 | 1.096 | 0.900 |
| | **Band4/1RB#49** | **MAIN** | **Right Tilted** | **20050** | **1720** | **22.17** | **-0.13** | **22.5** | **0.857** | **1.079** | **0.925** |
| | Band4/1RB#49 | DIV | Right Cheek | 20300 | 1745 | 20.72 | -0.03 | 21.0 | 0.049 | 1.067 | 0.052 |
| | Band4/1RB#49 | DIV | Right Tilted | 20300 | 1745 | 20.72 | 0.13 | 21.0 | 0.051 | 1.067 | 0.055 |
| | Band4/1RB#49 | DIV | Left Cheek | 20300 | 1745 | 20.72 | -0.01 | 21.0 | 0.051 | 1.067 | 0.054 |
| | Band4/1RB#49 | DIV | Left Tilted | 20300 | 1745 | 20.72 | -0.01 | 21.0 | 0.034 | 1.067 | 0.036 |
| | Band4/50%RB#49 | MAIN | Right Cheek | 20050 | 1720 | 21.06 | 0.09 | 21.5 | 0.712 | 1.107 | 0.788 |
| | Band4/50%RB#49 | MAIN | Right Tilted | 20050 | 1720 | 21.06 | -0.03 | 21.5 | 0.722 | 1.107 | 0.799 |
| | Band4/50%RB#49 | MAIN | Left Cheek | 20050 | 1720 | 21.06 | 0.01 | 21.5 | 0.412 | 1.107 | 0.456 |
| | Band4/50%RB#49 | MAIN | Left Tilted | 20050 | 1720 | 21.06 | -0.15 | 21.5 | 0.583 | 1.107 | 0.645 |
| | Band4/50%RB#0 | DIV | Right Cheek | 20300 | 1745 | 19.49 | 0.14 | 19.5 | 0.041 | 1.002 | 0.041 |
| | Band4/50%RB#0 | DIV | Right Tilted | 20300 | 1745 | 19.49 | 0.02 | 19.5 | 0.048 | 1.002 | 0.048 |
| | Band4/50%RB#0 | DIV | Left Cheek | 20300 | 1745 | 19.49 | 0.00 | 19.5 | 0.046 | 1.002 | 0.046 |
| | Band4/50%RB#0 | DIV | Left Tilted | 20300 | 1745 | 19.49 | 0.05 | 19.5 | 0.030 | 1.002 | 0.030 |
| | Band4/100%RB#0 | MAIN | Right Cheek | 20175 | 1732.5 | 21.02 | 0.08 | 21.5 | 0.707 | 1.117 | 0.790 |
| | Band4/100%RB#0 | MAIN | Right Tilted | 20175 | 1732.5 | 21.02 | 0.01 | 21.5 | 0.715 | 1.117 | 0.799 |
| **ANSI / IEEE C95.1 – SAFETY LIMIT Spatial Peak Uncontrolled Exposure/General Population** | | | | | | **1.6 W/kg (mW/g) Averaged over 1g** | | | | | |

➢ FDD-LTE Band 5(10MHz) QPSK Head SAR

| Plot No. | Band/Mode | ANT | Test Position | CH. | Freq. (MHz) | Ave. Power (dBm) | Power Drift (dB) | Tune-Up Limit (dBm) | Meas. $SAR_{1g}$ (W/kg) | Scaling Factor | Reported $SAR_{1g}$ (W/kg) |
|---|---|---|---|---|---|---|---|---|---|---|---|
| 8 | Band5/1RB#24 | MAIN | Right Cheek | 20450 | 829 | 23.69 | 0.08 | 24.0 | **0.597** | 1.074 | 0.641 |
| | Band5/1RB#24 | MAIN | Right Tilted | 20450 | 829 | 23.69 | 0.10 | 24.0 | 0.548 | 1.074 | 0.589 |
| | Band5/1RB#24 | MAIN | Left Cheek | 20450 | 829 | 23.69 | 0.17 | 24.0 | 0.400 | 1.074 | 0.430 |
| | Band5/1RB#24 | MAIN | Left Tilted | 20450 | 829 | 23.69 | -0.02 | 24.0 | 0.319 | 1.074 | 0.343 |
| | Band5/1RB#24 | DIV | Right Cheek | 20450 | 829 | 23.31 | 0.08 | 23.5 | 0.059 | 1.045 | 0.061 |
| | Band5/1RB#24 | DIV | Right Tilted | 20450 | 829 | 23.31 | 0.08 | 23.5 | 0.033 | 1.045 | 0.034 |
| | Band5/1RB#24 | DIV | Left Cheek | 20450 | 829 | 23.31 | 0.02 | 23.5 | 0.056 | 1.045 | 0.059 |
| | Band5/1RB#24 | DIV | Left Tilted | 20450 | 829 | 23.31 | 0.20 | 23.5 | 0.033 | 1.045 | 0.035 |
| | Band5/50%RB#24 | MAIN | Right Cheek | 20525 | 836.5 | 22.34 | 0.07 | 22.5 | 0.567 | 1.038 | 0.589 |
| | Band5/50%RB#24 | MAIN | Right Tilted | 20525 | 836.5 | 22.34 | 0.00 | 22.5 | 0.520 | 1.038 | 0.540 |
| | Band5/50%RB#24 | MAIN | Left Cheek | 20525 | 836.5 | 22.34 | 0.05 | 22.5 | 0.379 | 1.038 | 0.393 |
| | Band5/50%RB#24 | MAIN | Left Tilted | 20525 | 836.5 | 22.34 | 0.01 | 22.5 | 0.302 | 1.038 | 0.313 |
| | Band5/50%RB#0 | DIV | Right Cheek | 20525 | 836.5 | 22.39 | -0.06 | 22.5 | 0.051 | 1.026 | 0.052 |
| | Band5/50%RB#0 | DIV | Right Tilted | 20525 | 836.5 | 22.39 | 0.18 | 22.5 | 0.029 | 1.026 | 0.030 |
| | Band5/50%RB#0 | DIV | Left Cheek | 20525 | 836.5 | 22.39 | 0.01 | 22.5 | 0.048 | 1.026 | 0.049 |
| | Band5/50%RB#0 | DIV | Left Tilted | 20525 | 836.5 | 22.39 | 0.05 | 22.5 | 0.027 | 1.026 | 0.028 |
| **ANSI / IEEE C95.1 – SAFETY LIMIT Spatial Peak Uncontrolled Exposure/General Population** | | | | | | **1.6 W/kg (mW/g) Averaged over 1g** | | | | | |

➢ FDD-LTE Band 7(20MHz) QPSK Head SAR

| Plot No. | Band/Mode | ANT | Test Position | CH. | Freq. (MHz) | Ave. Power (dBm) | Power Drift (dB) | Tune-Up Limit (dBm) | Meas. $SAR_{1g}$ (W/kg) | Scaling Factor | Reported $SAR_{1g}$ (W/kg) |
|---|---|---|---|---|---|---|---|---|---|---|---|
| | Band7/1RB#49 | MAIN | Right Cheek | 20850 | 2510 | 23.42 | 0.04 | 23.5 | 0.390 | 1.019 | 0.397 |
| 9 | Band7/1RB#49 | MAIN | Right Tilted | 20850 | 2510 | 23.42 | 0.02 | 23.5 | **0.392** | 1.019 | 0.399 |
| | Band7/1RB#49 | MAIN | Left Cheek | 20850 | 2510 | 23.42 | 0.14 | 23.5 | 0.151 | 1.019 | 0.154 |
| | Band7/1RB#49 | MAIN | Left Tilted | 20850 | 2510 | 23.42 | 0.07 | 23.5 | 0.150 | 1.019 | 0.153 |
| | Band7/1RB#49 | DIV | Right Cheek | 20850 | 2510 | 22.58 | 0.03 | 23.0 | 0.082 | 1.102 | 0.090 |
| | Band7/1RB#49 | DIV | Right Tilted | 20850 | 2510 | 22.58 | -0.03 | 23.0 | 0.074 | 1.102 | 0.082 |
| | Band7/1RB#49 | DIV | Left Cheek | 20850 | 2510 | 22.58 | -0.08 | 23.0 | 0.158 | 1.102 | 0.174 |
| | Band7/1RB#49 | DIV | Left Tilted | 20850 | 2510 | 22.58 | -0.06 | 23.0 | 0.043 | 1.102 | 0.047 |
| | Band7/50%RB#0 | MAIN | Right Cheek | 20850 | 2510 | 21.66 | 0.06 | 22.0 | 0.339 | 1.081 | 0.366 |
| | Band7/50%RB#0 | MAIN | Right Tilted | 20850 | 2510 | 21.66 | -0.13 | 22.0 | 0.341 | 1.081 | 0.369 |
| | Band7/50%RB#0 | MAIN | Left Cheek | 20850 | 2510 | 21.66 | 0.11 | 22.0 | 0.131 | 1.081 | 0.142 |
| | Band7/50%RB#0 | MAIN | Left Tilted | 20850 | 2510 | 21.66 | 0.01 | 22.0 | 0.130 | 1.081 | 0.141 |
| | Band7/50%RB#24 | DIV | Right Cheek | 20850 | 2510 | 21.44 | 0.15 | 21.5 | 0.078 | 1.014 | 0.079 |
| | Band7/50%RB#24 | DIV | Right Tilted | 20850 | 2510 | 21.44 | 0.07 | 21.5 | 0.032 | 1.014 | 0.032 |
| | Band7/50%RB#24 | DIV | Left Cheek | 20850 | 2510 | 21.44 | 0.10 | 21.5 | 0.154 | 1.014 | 0.156 |
| | Band7/50%RB#24 | DIV | Left Tilted | 20850 | 2510 | 21.44 | 0.02 | 21.5 | 0.039 | 1.014 | 0.040 |
| **ANSI / IEEE C95.1 – SAFETY LIMIT Spatial Peak Uncontrolled Exposure/General Population** | | | | | | **1.6 W/kg (mW/g) Averaged over 1g** | | | | | |

➢ TDD-LTE Band41(20MHz) QPSK Head SAR

| Plot No. | Band/Mode | ANT | Test Position | CH. | Freq. (MHz) | Ave. Power (dBm) | Power Drift (dB) | Tune-Up Limit (dBm) | Meas. $SAR_{1g}$ (W/kg) | Scaling Factor | D.C Factor | Reported $SAR_{1g}$ (W/kg) |
|---|---|---|---|---|---|---|---|---|---|---|---|---|
| | Band41/1RB#49 | MAIN | Right Cheek | 41140 | 2645 | 23.33 | 0.05 | 23.5 | 0.204 | 1.04 | 1.008 | 0.214 |
| 10 | Band41/1RB#49 | MAIN | Right Tilted | 41140 | 2645 | 23.33 | 0.12 | 23.5 | **0.206** | 1.04 | 1.008 | 0.216 |
| | Band41/1RB#49 | MAIN | Left Cheek | 41140 | 2645 | 23.33 | -0.03 | 23.5 | 0.079 | 1.04 | 1.008 | 0.083 |
| | Band41/1RB#49 | MAIN | Left Tilted | 41140 | 2645 | 23.33 | 0.02 | 23.5 | 0.079 | 1.04 | 1.008 | 0.083 |
| | Band41/1RB#49 | DIV | Right Cheek | 40140 | 2545 | 23.06 | 0.01 | 23.5 | 0.012 | 1.107 | 1.008 | 0.014 |
| | Band41/1RB#49 | DIV | Right Tilted | 40140 | 2545 | 23.06 | 0.00 | 23.5 | 0.024 | 1.107 | 1.008 | 0.027 |
| | Band41/1RB#49 | DIV | Left Cheek | 40140 | 2545 | 23.06 | 0.07 | 23.5 | 0.011 | 1.107 | 1.008 | 0.012 |
| | Band41/1RB#49 | DIV | Left Tilted | 40140 | 2545 | 23.06 | 0.09 | 23.5 | 0.006 | 1.107 | 1.008 | 0.007 |
| | Band41/50%RB#0 | MAIN | Right Cheek | 41140 | 2645 | 22.21 | 0.05 | 22.5 | 0.159 | 1.069 | 1.008 | 0.171 |
| | Band41/50%RB#0 | MAIN | Right Tilted | 41140 | 2645 | 22.21 | 0.01 | 22.5 | 0.161 | 1.069 | 1.008 | 0.173 |
| | Band41/50%RB#0 | MAIN | Left Cheek | 41140 | 2645 | 22.21 | 0.00 | 22.5 | 0.062 | 1.069 | 1.008 | 0.067 |
| | Band41/50%RB#0 | MAIN | Left Tilted | 41140 | 2645 | 22.21 | 0.11 | 22.5 | 0.062 | 1.069 | 1.008 | 0.066 |
| | Band41/50%RB#0 | DIV | Right Cheek | 41140 | 2645 | 21.94 | -0.08 | 22.0 | 0.009 | 1.014 | 1.008 | 0.009 |
| | Band41/50%RB#0 | DIV | Right Tilted | 41140 | 2645 | 21.94 | 0.01 | 22.0 | 0.019 | 1.014 | 1.008 | 0.019 |
| | Band41/50%RB#0 | DIV | Left Cheek | 41140 | 2645 | 21.94 | 0.04 | 22.0 | 0.008 | 1.014 | 1.008 | 0.008 |
| | Band41/50%RB#0 | DIV | Left Tilted | 41140 | 2645 | 21.94 | 0.02 | 22.0 | 0.004 | 1.014 | 1.008 | 0.004 |
| **ANSI / IEEE C95.1 – SAFETY LIMIT Spatial Peak Uncontrolled Exposure/General Population** | | | | | | **1.6 W/kg (mW/g) Averaged over 1g** | | | | | | |

➢ WLAN 2.4 GHz Head SAR

| Plot No. | Band/Mode | Test Position | CH. | Freq. (MHz) | Ave. Power (dBm) | Power Drift (dB) | Tune-Up Limit (dBm) | Meas. $SAR_{1g}$ (W/kg) | Scaling Factor | D.C Factor | Reported $SAR_{1g}$ (W/kg) |
|---|---|---|---|---|---|---|---|---|---|---|---|
| | 2.4GHz/802.11b | Right Cheek | 6 | 2437 | 15.22 | 0.04 | 15.5 | 0.098 | 1.067 | 1.000 | 0.104 |
| | 2.4GHz/802.11b | Right Tilted | 6 | 2437 | 15.22 | -0.07 | 15.5 | 0.114 | 1.067 | 1.000 | 0.122 |
| 11 | 2.4GHz/802.11b | Left Cheek | 6 | 2437 | 15.22 | 0.07 | 15.5 | **0.236** | 1.067 | 1.000 | 0.252 |
| | 2.4GHz/802.11b | Left Tilted | 6 | 2437 | 15.22 | 0.05 | 15.5 | 0.201 | 1.067 | 1.000 | 0.214 |
| **ANSI / IEEE C95.1 – SAFETY LIMIT Spatial Peak Uncontrolled Exposure/General Population** | | | | | **1.6 W/kg (mW/g) Averaged over 1g** | | | | | | |

➢ WLAN 5.2 GHz Head SAR

| Plot No. | Band/Mode | Test Position | CH. | Freq. (MHz) | Ave. Power (dBm) | Power Drift (dB) | Tune-Up Limit (dBm) | Meas. $SAR_{1g}$ (W/kg) | Scaling Factor | D.C Factor | Reported $SAR_{1g}$ (W/kg) |
|---|---|---|---|---|---|---|---|---|---|---|---|
| | 5.2GHz/802.11a | Right Cheek | 48 | 5240 | 13.85 | 0.03 | 14.0 | 0.117 | 1.035 | 1.000 | 0.121 |
| | 5.2GHz/802.11a | Right Tilted | 48 | 5240 | 13.85 | -0.09 | 14.0 | 0.158 | 1.035 | 1.000 | 0.164 |
| 12 | 5.2GHz/802.11a | Left Cheek | 48 | 5240 | 13.85 | 0.01 | 14.0 | **0.284** | 1.035 | 1.000 | 0.294 |
| | 5.2GHz/802.11a | Left Tilted | 48 | 5240 | 13.85 | 0.01 | 14.0 | 0.241 | 1.035 | 1.000 | 0.249 |
| **ANSI / IEEE C95.1 – SAFETY LIMIT Spatial Peak Uncontrolled Exposure/General Population** | | | | | **1.6 W/kg (mW/g) Averaged over 1g** | | | | | | |

➢ WLAN 5.3 GHz Head SAR

| Plot No. | Band/Mode | Test Position | CH. | Freq. (MHz) | Ave. Power (dBm) | Power Drift (dB) | Tune-Up Limit (dBm) | Meas. $SAR_{1g}$ (W/kg) | Scaling Factor | D.C Factor | Reported $SAR_{1g}$ (W/kg) |
|---|---|---|---|---|---|---|---|---|---|---|---|
| | 5.3GHz/802.11a | Right Cheek | 56 | 5280 | 14.07 | 0.02 | 14.5 | 0.106 | 1.104 | 1.000 | 0.117 |
| | 5.3GHz/802.11a | Right Tilted | 56 | 5280 | 14.07 | -0.05 | 14.5 | 0.127 | 1.104 | 1.000 | 0.140 |
| 13 | 5.3GHz/802.11a | Left Cheek | 56 | 5280 | 14.07 | -0.08 | 14.5 | **0.389** | 1.104 | 1.000 | 0.429 |
| | 5.3GHz/802.11a | Left Tilted | 56 | 5280 | 14.07 | 0.07 | 14.5 | 0.331 | 1.104 | 1.000 | 0.365 |
| **ANSI / IEEE C95.1 – SAFETY LIMIT Spatial Peak Uncontrolled Exposure/General Population** | | | | | **1.6 W/kg (mW/g) Averaged over 1g** | | | | | | |

➢ WLAN 5.6 GHz Head SAR

| Plot No. | Band/Mode | Test Position | CH. | Freq. (MHz) | Ave. Power (dBm) | Power Drift (dB) | Tune-Up Limit (dBm) | Meas. $SAR_{1g}$ (W/kg) | Scaling Factor | D.C Factor | Reported $SAR_{1g}$ (W/kg) |
|---|---|---|---|---|---|---|---|---|---|---|---|
| | 5.6GHz/802.11a | Right Cheek | 100 | 5500 | 15.26 | 0.01 | 15.5 | 0.140 | 1.057 | 1.000 | 0.148 |
| | 5.6GHz/802.11a | Right Tilted | 100 | 5500 | 15.26 | -0.15 | 15.5 | 0.164 | 1.057 | 1.000 | 0.173 |
| 14 | 5.6GHz/802.11a | Left Cheek | 100 | 5500 | 15.26 | 0.00 | 15.5 | **0.340** | 1.057 | 1.000 | 0.359 |
| | 5.6GHz/802.11a | Left Tilted | 100 | 5500 | 15.26 | 0.06 | 15.5 | 0.289 | 1.057 | 1.000 | 0.305 |
| **ANSI / IEEE C95.1 – SAFETY LIMIT Spatial Peak Uncontrolled Exposure/General Population** | | | | | **1.6 W/kg (mW/g) Averaged over 1g** | | | | | | |

➢ WLAN 5.8 GHz Head SAR

| Plot No. | Band/Mode | Test Position | CH. | Freq. (MHz) | Ave. Power (dBm) | Power Drift (dB) | Tune-Up Limit (dBm) | Meas. $SAR_{1g}$ (W/kg) | Scaling Factor | D.C Factor | Reported $SAR_{1g}$ (W/kg) |
|---|---|---|---|---|---|---|---|---|---|---|---|
| | 5.8GHz/802.11a | Right Cheek | 157 | 5785 | 14.41 | 0.07 | 14.5 | 0.145 | 1.021 | 1.000 | 0.148 |
| | 5.8GHz/802.11a | Right Tilted | 157 | 5785 | 14.41 | 0.00 | 14.5 | 0.208 | 1.021 | 1.000 | 0.212 |
| 15 | 5.8GHz/802.11a | Left Cheek | 157 | 5785 | 14.41 | -0.06 | 14.5 | **0.353** | 1.021 | 1.000 | 0.360 |
| | 5.8GHz/802.11a | Left Tilted | 157 | 5785 | 14.41 | 0.01 | 14.5 | 0.300 | 1.021 | 1.000 | 0.306 |
| **ANSI / IEEE C95.1 – SAFETY LIMIT Spatial Peak Uncontrolled Exposure/General Population** | | | | | **1.6 W/kg (mW/g) Averaged over 1g** | | | | | | |

➢ Bluetooth Head SAR

| Plot No. | Band/Mode | Test Position | CH. | Freq. (MHz) | Ave. Power (dBm) | Power Drift (dB) | Tune-Up Limit (dBm) | Meas. $SAR_{1g}$ (W/kg) | Scaling Factor | D.C Factor | Reported $SAR_{1g}$ (W/kg) |
|---|---|---|---|---|---|---|---|---|---|---|---|
| | BT/GFSK | Right Cheek | 0 | 2402 | 7.66 | -0.02 | 8.0 | 0.005 | 1.082 | 1.000 | 0.005 |
| | BT/GFSK | Right Tilted | 0 | 2402 | 7.66 | 0.04 | 8.0 | 0.007 | 1.082 | 1.000 | 0.008 |
| 16 | BT/GFSK | Left Cheek | 0 | 2402 | 7.66 | -0.02 | 8.0 | **0.016** | 1.082 | 1.000 | 0.018 |
| | BT/GFSK | Left Tilted | 0 | 2402 | 7.66 | 0.05 | 8.0 | 0.009 | 1.082 | 1.000 | 0.010 |
| **ANSI / IEEE C95.1 – SAFETY LIMIT Spatial Peak Uncontrolled Exposure/General Population** | | | | | **1.6 W/kg (mW/g) Averaged over 1g** | | | | | | |

**Note:**

1. Per KDB 447498 D04v01, for each exposure position, if the highest output power channel Reported SAR ≤ 0.8W/kg, other channels SAR testing is not necessary.
2. Per KDB 865664 D01v01r04, for each frequency band, repeated SAR measurement is required when the measured SAR is ≥ 0.8W/kg.
3. Per KDB 941225 D05v02r05, 100% RB allocation SAR measurement is not required when the highest reported SAR for 1 RB and 50% RB allocation are ≤ 0.8 W/kg.
4. Per KDB 248227 D01v02r02, for 802.11b DSSS , when the reported SAR of the highest measured maximum output power channel for the exposure configuration is ≤ 0.8 W/kg, no further SAR testing is required in that exposure configuration.
5. Per KDB 248227 D01v02r02, OFDM SAR is not required when the highest reported SAR for DSSS is adjusted by the ratio of OFDM to DSSS specified maximum output power and the adjusted SAR is ≤ 1.2 W/kg. Cuz the maximum output power specified for OFDM and DSSS are 19.95mW(13.0dBm) and 35.48mW(15.5dBm), the scaled SAR would be 0.444×(19.95/35.48)=0.142W/Kg<1.2 W/kg, therefore, SAR is not required for OFDM.
6. According to KDB 865664 D02v01r02, SAR plot is required for the highest measured SAR in each exposure configuration, wireless mode and frequency band combination
7. Highlight part of test data means repeated test.
8. *: Due the antenna location and antenna performance results the SAR value lower than the lowest system limit, then we show “<0.001* W/Kg” in the report.

## 15.2 Standalone Body SAR

➢ GSM Body SAR

| Plot No. | Band/Mode | ANT | Test Position | CH. | Freq. (MHz) | Ave. Power (dBm) | Power Drift (dB) | Tune-Up Limit (dBm) | Meas. $SAR_{1g}$ (W/kg) | Scaling Factor | Reported $SAR_{1g}$ (W/kg) |
|---|---|---|---|---|---|---|---|---|---|---|---|
| | GPRS850/2 slots | MAIN | Front | 251 | 848.8 | 31.93 | 0.01 | 32.0 | 0.059 | 1.016 | 0.060 |
| | GPRS850/2 slots | MAIN | Back | 251 | 848.8 | 31.93 | 0.04 | 32.0 | 0.103 | 1.016 | 0.105 |
| | GPRS850/2 slots | DIV | Front | 251 | 848.8 | 31.56 | -0.01 | 32.0 | 0.051 | 1.107 | 0.056 |
| 17 | GPRS850/2 slots | DIV | Back | 251 | 848.8 | 31.56 | 0.03 | 32.0 | **0.245** | 1.107 | 0.271 |
| | GPRS1900/2 slots | MAIN | Front | 661 | 1880 | 28.33 | 0.01 | 28.5 | 0.316 | 1.040 | 0.329 |
| 18 | GPRS1900/2 slots | MAIN | Back | 661 | 1880 | 28.33 | 0.09 | 28.5 | **0.516** | 1.040 | 0.537 |
| | GPRS1900/2 slots | DIV | Front | 810 | 1909.8 | 28.26 | 0.08 | 28.5 | 0.094 | 1.057 | 0.099 |
| | GPRS1900/2 slots | DIV | Back | 810 | 1909.8 | 28.26 | 0.00 | 28.5 | 0.472 | 1.057 | 0.499 |
| **ANSI / IEEE C95.1 – SAFETY LIMIT Spatial Peak Uncontrolled Exposure/General Population** | | | | | | **1.6 W/kg (mW/g) Averaged over 1g** | | | | | |

➢ WCDMA Body SAR

| Plot No. | Band/Mode | ANT | Test Position | CH. | Freq. (MHz) | Ave. Power (dBm) | Power Drift (dB) | Tune-Up Limit (dBm) | Meas. $SAR_{1g}$ (W/kg) | Scaling Factor | Reported $SAR_{1g}$ (W/kg) |
|---|---|---|---|---|---|---|---|---|---|---|---|
| | Band II/RMC | MAIN | Front | 9538 | 1907.6 | 23.03 | -0.13 | 23.5 | 0.381 | 1.114 | 0.424 |
| 19 | Band II/RMC | MAIN | Back | 9538 | 1907.6 | 23.03 | 0.01 | 23.5 | **0.663** | 1.114 | 0.739 |
| | Band II/RMC | DIV | Front | 9538 | 1907.6 | 22.57 | 0.14 | 23.0 | 0.096 | 1.104 | 0.106 |
| | Band II/RMC | DIV | Back | 9538 | 1907.6 | 22.57 | 0.04 | 23.0 | 0.482 | 1.104 | 0.532 |
| | Band IV/RMC | MAIN | Front | 1312 | 1712.4 | 22.07 | 0.00 | 22.5 | 0.169 | 1.104 | 0.187 |
| | Band IV/RMC | MAIN | Back | 1312 | 1712.4 | 22.07 | 0.06 | 22.5 | 0.296 | 1.104 | 0.327 |
| | Band IV/RMC | DIV | Front | 1413 | 1732.6 | 20.77 | 0.14 | 21.0 | 0.082 | 1.054 | 0.086 |
| 20 | Band IV/RMC | DIV | Back | 1413 | 1732.6 | 20.77 | -0.01 | 21.0 | **0.410** | 1.054 | 0.432 |
| | Band V/RMC | MAIN | Front | 4233 | 846.6 | 23.20 | -0.01 | 23.5 | 0.080 | 1.072 | 0.086 |
| | Band V/RMC | MAIN | Back | 4233 | 846.6 | 23.20 | 0.08 | 23.5 | 0.140 | 1.072 | 0.150 |
| | Band V/RMC | DIV | Front | 4233 | 846.6 | 23.34 | -0.07 | 24.0 | 0.031 | 1.164 | 0.036 |
| 21 | Band V/RMC | DIV | Back | 4233 | 846.6 | 23.34 | -0.01 | 24.0 | **0.155** | 1.164 | 0.180 |
| **ANSI / IEEE C95.1 – SAFETY LIMIT Spatial Peak Uncontrolled Exposure/General Population** | | | | | | **1.6 W/kg (mW/g) Averaged over 1g** | | | | | |

➢ FDD-LTE Band 2(20MHz) QPSK Body SAR

| Plot No. | Band/Mode | ANT | Test Position | CH. | Freq. (MHz) | Ave. Power (dBm) | Power Drift (dB) | Tune-Up Limit (dBm) | Meas. $SAR_{1g}$ (W/kg) | Scaling Factor | Reported $SAR_{1g}$ (W/kg) |
|---|---|---|---|---|---|---|---|---|---|---|---|
| | Band2/1RB#49 | MAIN | Front | 19100 | 1900 | 22.55 | 0.11 | 23.0 | 0.325 | 1.109 | 0.360 |
| 22 | Band2/1RB#49 | MAIN | Back | 19100 | 1900 | 22.55 | 0.19 | 23.0 | **0.565** | 1.109 | 0.627 |
| | Band2/1RB#49 | DIV | Front | 18900 | 1880 | 22.24 | 0.07 | 22.5 | 0.090 | 1.062 | 0.096 |
| | Band2/1RB#49 | DIV | Back | 18900 | 1880 | 22.24 | 0.05 | 22.5 | 0.453 | 1.062 | 0.481 |
| | Band2/50%RB#49 | MAIN | Front | 19100 | 1900 | 21.51 | 0.01 | 22.0 | 0.293 | 1.119 | 0.328 |
| | Band2/50%RB#49 | MAIN | Back | 19100 | 1900 | 21.51 | 0.07 | 22.0 | 0.511 | 1.119 | 0.572 |
| | Band2/50%RB#49 | DIV | Front | 18900 | 1880 | 21.40 | 0.06 | 21.5 | 0.079 | 1.023 | 0.081 |
| | Band2/50%RB#49 | DIV | Back | 18900 | 1880 | 21.40 | 0.02 | 21.5 | 0.397 | 1.023 | 0.406 |
| **ANSI / IEEE C95.1 – SAFETY LIMIT Spatial Peak Uncontrolled Exposure/General Population** | | | | | | **1.6 W/kg (mW/g) Averaged over 1g** | | | | | |

➢ FDD-LTE Band 4(20MHz) QPSK Body SAR

| Plot No. | Band/Mode | ANT | Test Position | CH. | Freq. (MHz) | Ave. Power (dBm) | Power Drift (dB) | Tune-Up Limit (dBm) | Meas. $SAR_{1g}$ (W/kg) | Scaling Factor | Reported $SAR_{1g}$ (W/kg) |
|---|---|---|---|---|---|---|---|---|---|---|---|
| | Band4/1RB#49 | MAIN | Front | 20050 | 1720 | 22.17 | 0.07 | 22.5 | 0.210 | 1.079 | 0.227 |
| | Band4/1RB#49 | MAIN | Back | 20050 | 1720 | 22.17 | -0.01 | 22.5 | 0.366 | 1.079 | 0.395 |
| | Band4/1RB#49 | DIV | Front | 20300 | 1745 | 20.72 | 0.03 | 21.0 | 0.086 | 1.067 | 0.091 |
| 23 | Band4/1RB#49 | DIV | Back | 20300 | 1745 | 20.72 | 0.02 | 21.0 | **0.429** | 1.067 | 0.458 |
| | Band4/50%RB#49 | MAIN | Front | 20050 | 1720 | 21.06 | -0.08 | 21.5 | 0.162 | 1.107 | 0.179 |
| | Band4/50%RB#49 | MAIN | Back | 20050 | 1720 | 21.06 | 0.02 | 21.5 | 0.283 | 1.107 | 0.313 |
| | Band4/50%RB#0 | DIV | Front | 20300 | 1745 | 19.49 | 0.07 | 19.5 | 0.077 | 1.002 | 0.077 |
| | Band4/50%RB#0 | DIV | Back | 20300 | 1745 | 19.49 | -0.01 | 19.5 | 0.386 | 1.002 | 0.387 |
| **ANSI / IEEE C95.1 – SAFETY LIMIT Spatial Peak Uncontrolled Exposure/General Population** | | | | | | **1.6 W/kg (mW/g) Averaged over 1g** | | | | | |

➢ FDD-LTE Band 5(10MHz) QPSK Body SAR

| Plot No. | Band/Mode | ANT | Test Position | CH. | Freq. (MHz) | Ave. Power (dBm) | Power Drift (dB) | Tune-Up Limit (dBm) | Meas. $SAR_{1g}$ (W/kg) | Scaling Factor | Reported $SAR_{1g}$ (W/kg) |
|---|---|---|---|---|---|---|---|---|---|---|---|
| | Band5/1RB#24 | MAIN | Front | 20450 | 829 | 23.69 | 0.01 | 24.0 | 0.112 | 1.074 | 0.120 |
| 24 | Band5/1RB#24 | MAIN | Back | 20450 | 829 | 23.69 | 0.16 | 24.0 | **0.196** | 1.074 | 0.211 |
| | Band5/1RB#24 | DIV | Front | 20450 | 829 | 23.31 | 0.06 | 23.5 | 0.033 | 1.045 | 0.034 |
| | Band5/1RB#24 | DIV | Back | 20450 | 829 | 23.31 | -0.02 | 23.5 | 0.166 | 1.045 | 0.173 |
| | Band5/50%RB#24 | MAIN | Front | 20525 | 836.5 | 22.34 | 0.06 | 22.5 | 0.090 | 1.038 | 0.094 |
| | Band5/50%RB#24 | MAIN | Back | 20525 | 836.5 | 22.34 | 0.05 | 22.5 | 0.157 | 1.038 | 0.163 |
| | Band5/50%RB#0 | DIV | Front | 20525 | 836.5 | 22.39 | -0.03 | 22.5 | 0.026 | 1.026 | 0.026 |
| | Band5/50%RB#0 | DIV | Back | 20525 | 836.5 | 22.39 | 0.14 | 22.5 | 0.129 | 1.026 | 0.132 |
| **ANSI / IEEE C95.1 – SAFETY LIMIT Spatial Peak Uncontrolled Exposure/General Population** | | | | | | **1.6 W/kg (mW/g) Averaged over 1g** | | | | | |

➢ FDD-LTE Band 7(20MHz) QPSK Body SAR

| Plot No. | Band/Mode | ANT | Test Position | CH. | Freq. (MHz) | Ave. Power (dBm) | Power Drift (dB) | Tune-Up Limit (dBm) | Meas. $SAR_{1g}$ (W/kg) | Scaling Factor | Reported $SAR_{1g}$ (W/kg) |
|---|---|---|---|---|---|---|---|---|---|---|---|
| | Band7/1RB#49 | MAIN | Front | 20850 | 2510 | 23.42 | 0.05 | 23.5 | 0.158 | 1.019 | 0.161 |
| | Band7/1RB#49 | MAIN | Back | 20850 | 2510 | 23.42 | 0.14 | 23.5 | 0.277 | 1.019 | 0.282 |
| | Band7/1RB#49 | DIV | Front | 20850 | 2510 | 22.58 | 0.01 | 23.0 | 0.085 | 1.102 | 0.093 |
| 25 | Band7/1RB#49 | DIV | Back | 20850 | 2510 | 22.58 | -0.05 | 23.0 | **0.426** | 1.102 | 0.469 |
| | Band7/50%RB#0 | MAIN | Front | 20850 | 2510 | 21.66 | 0.01 | 22.0 | 0.129 | 1.081 | 0.139 |
| | Band7/50%RB#0 | MAIN | Back | 20850 | 2510 | 21.66 | 0.05 | 22.0 | 0.225 | 1.081 | 0.243 |
| | Band7/50%RB#24 | DIV | Front | 20850 | 2510 | 21.44 | 0.07 | 21.5 | 0.073 | 1.014 | 0.074 |
| | Band7/50%RB#24 | DIV | Back | 20850 | 2510 | 21.44 | 0.01 | 21.5 | 0.368 | 1.014 | 0.373 |
| **ANSI / IEEE C95.1 – SAFETY LIMIT Spatial Peak Uncontrolled Exposure/General Population** | | | | | | **1.6 W/kg (mW/g) Averaged over 1g** | | | | | |

➢ TDD-LTE Band 41(20MHz) QPSK Body SAR

| Plot No. | Band/Mode | ANT | Test Position | CH. | Freq. (MHz) | Ave. Power (dBm) | Power Drift (dB) | Tune-Up Limit (dBm) | Meas. $SAR_{1g}$ (W/kg) | Scaling Factor | D.C Factor | Reported $SAR_{1g}$ (W/kg) |
|---|---|---|---|---|---|---|---|---|---|---|---|---|
| | Band41/1RB#49 | MAIN | Front | 41140 | 2645 | 23.33 | 0.05 | 23.5 | 0.057 | 1.040 | 1.008 | 0.060 |
| | Band41/1RB#49 | MAIN | Back | 41140 | 2645 | 23.33 | 0.03 | 23.5 | 0.100 | 1.040 | 1.008 | 0.105 |
| | Band41/1RB#49 | DIV | Front | 40140 | 2545 | 23.06 | 0.01 | 23.5 | 0.041 | 1.107 | 1.008 | 0.045 |
| 26 | Band41/1RB#49 | DIV | Back | 40140 | 2545 | 23.06 | 0.04 | 23.5 | **0.204** | 1.107 | 1.008 | 0.228 |
| | Band41/50%RB#0 | MAIN | Front | 41140 | 2645 | 22.21 | 0.17 | 22.5 | 0.052 | 1.069 | 1.008 | 0.056 |
| | Band41/50%RB#0 | MAIN | Back | 41140 | 2645 | 22.21 | 0.05 | 22.5 | 0.091 | 1.069 | 1.008 | 0.098 |
| | Band41/50%RB#0 | DIV | Front | 41140 | 2645 | 21.94 | 0.11 | 22.0 | 0.032 | 1.014 | 1.008 | 0.032 |
| | Band41/50%RB#0 | DIV | Back | 41140 | 2645 | 21.94 | 0.01 | 22.0 | 0.159 | 1.014 | 1.008 | 0.163 |
| **ANSI / IEEE C95.1 – SAFETY LIMIT Spatial Peak Uncontrolled Exposure/General Population** | | | | | | **1.6 W/kg (mW/g) Averaged over 1g** | | | | | | |

➢ WLAN 2.4GHz Body SAR

| Plot No. | Band/Mode | Test Position | CH. | Freq. (MHz) | Ave. Power (dBm) | Power Drift (dB) | Tune-Up Limit (dBm) | Meas. $SAR_{1g}$ (W/kg) | Scaling Factor | D.C Factor | Reported $SAR_{1g}$ (W/kg) |
|---|---|---|---|---|---|---|---|---|---|---|---|
| | 2.4GHz/802.11b | Front | 6 | 2437 | 15.22 | -0.01 | 15.5 | 0.042 | 1.067 | 1.000 | 0.044 |
| 27 | 2.4GHz/802.11b | Back | 6 | 2437 | 15.22 | -0.03 | 15.5 | **0.088** | 1.067 | 1.000 | 0.094 |
| **ANSI / IEEE C95.1 – SAFETY LIMIT Spatial Peak Uncontrolled Exposure/General Population** | | | | | **1.6 W/kg (mW/g) Averaged over 1g** | | | | | | |

➢ WLAN 5.2GHz Body SAR

| Plot No. | Band/Mode | Test Position | CH. | Freq. (MHz) | Ave. Power (dBm) | Power Drift (dB) | Tune-Up Limit (dBm) | Meas. $SAR_{1g}$ (W/kg) | Scaling Factor | D.C Factor | Reported $SAR_{1g}$ (W/kg) |
|---|---|---|---|---|---|---|---|---|---|---|---|
| | 5.2GHz/802.11a | Front | 48 | 5240 | 13.85 | 0.03 | 14.0 | 0.037 | 1.035 | 1.000 | 0.038 |
| 28 | 5.2GHz/802.11a | Back | 48 | 5240 | 13.85 | -0.09 | 14.0 | 0.162 | 1.035 | 1.000 | 0.168 |
| **ANSI / IEEE C95.1 – SAFETY LIMIT Spatial Peak Uncontrolled Exposure/General Population** | | | | | **1.6 W/kg (mW/g) Averaged over 1g** | | | | | | |

➢ WLAN 5.3GHz Body SAR

| Plot No. | Band/Mode | Test Position | CH. | Freq. (MHz) | Ave. Power (dBm) | Power Drift (dB) | Tune-Up Limit (dBm) | Meas. $SAR_{1g}$ (W/kg) | Scaling Factor | D.C Factor | Reported $SAR_{1g}$ (W/kg) |
|---|---|---|---|---|---|---|---|---|---|---|---|
| | 5.3GHz/802.11a | Front | 56 | 5280 | 14.07 | 0.17 | 14.5 | 0.038 | 1.104 | 1.000 | 0.042 |
| 29 | 5.3GHz/802.11a | Back | 56 | 5280 | 14.07 | -0.02 | 14.5 | 0.179 | 1.104 | 1.000 | 0.198 |
| **ANSI / IEEE C95.1 – SAFETY LIMIT Spatial Peak Uncontrolled Exposure/General Population** | | | | | **1.6 W/kg (mW/g) Averaged over 1g** | | | | | | |

➢ WLAN 5.6GHz Body SAR

| Plot No. | Band/Mode | Test Position | CH. | Freq. (MHz) | Ave. Power (dBm) | Power Drift (dB) | Tune-Up Limit (dBm) | Meas. $SAR_{1g}$ (W/kg) | Scaling Factor | D.C Factor | Reported $SAR_{1g}$ (W/kg) |
|---|---|---|---|---|---|---|---|---|---|---|---|
| | 5.6GHz/802.11a | Front | 100 | 5500 | 15.26 | 0.07 | 15.5 | 0.070 | 1.057 | 1.000 | 0.074 |
| 30 | 5.6GHz/802.11a | Back | 100 | 5500 | 15.26 | 0.00 | 15.5 | **0.333** | 1.057 | 1.000 | 0.352 |
| **ANSI / IEEE C95.1 – SAFETY LIMIT Spatial Peak Uncontrolled Exposure/General Population** | | | | | **1.6 W/kg (mW/g) Averaged over 1g** | | | | | | |

➢ WLAN 5.8GHz Wi-Fi Body SAR

| Plot No. | Band/Mode | Test Position | CH. | Freq. (MHz) | Ave. Power (dBm) | Power Drift (dB) | Tune-Up Limit (dBm) | Meas. $SAR_{1g}$ (W/kg) | Scaling Factor | D.C Factor | Reported $SAR_{1g}$ (W/kg) |
|---|---|---|---|---|---|---|---|---|---|---|---|
| | 5.8GHz/802.11a | Front | 157 | 5785 | 14.41 | 0.04 | 14.5 | 0.077 | 1.021 | 1.000 | 0.079 |
| 31 | 5.8GHz/802.11a | Back | 157 | 5785 | 14.41 | 0.00 | 14.5 | 0.367 | 1.021 | 1.000 | 0.375 |
| **ANSI / IEEE C95.1 – SAFETY LIMIT Spatial Peak Uncontrolled Exposure/General Population** | | | | | **1.6 W/kg (mW/g) Averaged over 1g** | | | | | | |

➢ Bluetooth Body SAR

| Plot No. | Band/Mode | Test Position | CH. | Freq. (MHz) | Ave. Power (dBm) | Power Drift (dB) | Tune-Up Limit (dBm) | Meas. $SAR_{1g}$ (W/kg) | Scaling Factor | D.C Factor | Reported $SAR_{1g}$ (W/kg) |
|---|---|---|---|---|---|---|---|---|---|---|---|
| | BT/GFSK | Front | 0 | 2402 | 7.657 | -0.01 | 8.0 | 0.002 | 1.082 | 1.000 | 0.002 |
| 32 | BT/GFSK | Back | 0 | 2402 | 7.657 | 0.06 | 8.0 | **0.006** | 1.082 | 1.000 | 0.006 |
| **ANSI / IEEE C95.1 – SAFETY LIMIT Spatial Peak Uncontrolled Exposure/General Population** | | | | | **1.6 W/kg (mW/g) Averaged over 1g** | | | | | | |

**Note:**

1. Body-worn SAR testing was performed at 10mm separation, and this distance is determined by the handset manufacturer that there will be body-worn accessories that users may acquire at the time of equipment certification, to enable users to purchase aftermarket body-worn accessories with the required minimum separation.
2. Per KDB 941225 D06v02r01, when the same wireless modes and device transmission configurations are required for testing body-worn accessories and hotspot mode, it is not necessary to test body-worn accessory SAR for the same device orientation if the test separation distance for hotspot mode is more conservative than that used for body-worn accessories.
3. Body-worn exposure conditions are intended to voice call operations, therefore GSM voice call is selected to be tested.
4. Per KDB 648474 D04v01r03, when the *Reported* SAR for a body-worn accessory measured without a headset connected to the handset is ≤ 1.2 W/kg, SAR testing with a headset connected to the handset is not required.
5. The WLAN SAR perform the front and back position, due considered the simultaneous SAR for body-worn.
6. Per KDB 447498 D04v01, for each exposure position, if the highest output channel Reported SAR ≤0.8W/kg, other channels SAR testing is not necessary.
7. Per KDB 865664 D01v01r04, for each frequency band, repeated SAR measurement is required when the measured SAR is ≥0.8W/kg.
8. Per KDB 941225 D05v02r05, 100% RB allocation SAR measurement is not required when the highest reported SAR for 1 RB and 50% RB allocation are ≤ 0.8 W/kg.
9. According to KDB 865664 D02v01r02, SAR plot is required for the highest measured SAR in each exposure configuration, wireless mode and frequency band combination.
10. Highlight part of test data means repeated test.
11. *: Due the antenna location and antenna performance results the SAR value lower than the lowest system limit, then we show “<0.001* W/Kg” in the report.

## 15.3 Body SAR in Hotspot Mode

- GSM Body SAR in Hotspot mode

| Plot No. | Band/Mode | ANT | Test Position | CH. | Freq. (MHz) | Ave. Power (dBm) | Power Drift (dB) | Tune-Up Limit (dBm) | Meas. $SAR_{1g}$ (W/kg) | Scaling Factor | Reported $SAR_{1g}$ (W/kg) |
|---|---|---|---|---|---|---|---|---|---|---|---|
| | GPRS850/2 slots | MAIN | Front | 251 | 848.8 | 31.93 | 0.01 | 32.0 | 0.059 | 1.016 | 0.060 |
| | GPRS850/2 slots | MAIN | Back | 251 | 848.8 | 31.93 | 0.04 | 32.0 | 0.103 | 1.016 | 0.105 |
| | GPRS850/2 slots | MAIN | Left | 251 | 848.8 | 31.93 | 0.05 | 32.0 | 0.038 | 1.016 | 0.039 |
| | GPRS850/2 slots | MAIN | Top | 251 | 848.8 | 31.93 | 0.09 | 32.0 | 0.095 | 1.016 | 0.097 |
| | GPRS850/2 slots | DIV | Front | 251 | 848.8 | 31.56 | -0.01 | 32.0 | 0.051 | 1.107 | 0.056 |
| 17 | GPRS850/2 slots | DIV | Back | 251 | 848.8 | 31.56 | 0.03 | 32.0 | **0.245** | 1.107 | 0.271 |
| | GPRS850/2 slots | DIV | Left | 251 | 848.8 | 31.56 | 0.04 | 32.0 | 0.034 | 1.107 | 0.038 |
| | GPRS850/2 slots | DIV | Right | 251 | 848.8 | 31.56 | 0.05 | 32.0 | 0.009 | 1.107 | 0.010 |
| | GPRS850/2 slots | DIV | Bottom | 251 | 848.8 | 31.56 | 0.00 | 32.0 | 0.102 | 1.107 | 0.113 |
| | GPRS1900/2 slots | MAIN | Front | 661 | 1880 | 28.33 | 0.01 | 28.5 | 0.316 | 1.040 | 0.329 |
| 18 | GPRS1900/2 slots | MAIN | Back | 661 | 1880 | 28.33 | 0.09 | 28.5 | **0.516** | 1.040 | 0.537 |
| | GPRS1900/2 slots | MAIN | Left | 661 | 1880 | 28.33 | -0.04 | 28.5 | 0.205 | 1.040 | 0.213 |
| | GPRS1900/2 slots | MAIN | Top | 661 | 1880 | 28.33 | 0.06 | 28.5 | 0.509 | 1.040 | 0.529 |
| | GPRS1900/2 slots | DIV | Front | 810 | 1909.8 | 28.26 | 0.08 | 28.5 | 0.094 | 1.057 | 0.099 |
| | GPRS1900/2 slots | DIV | Back | 810 | 1909.8 | 28.26 | 0.00 | 28.5 | 0.472 | 1.057 | 0.499 |
| | GPRS1900/2 slots | DIV | Left | 810 | 1909.8 | 28.26 | 0.02 | 28.5 | 0.062 | 1.057 | 0.065 |
| | GPRS1900/2 slots | DIV | Right | 810 | 1909.8 | 28.26 | 0.01 | 28.5 | 0.017 | 1.057 | 0.018 |
| | GPRS1900/2 slots | DIV | Bottom | 810 | 1909.8 | 28.26 | 0.07 | 28.5 | 0.186 | 1.057 | 0.197 |
| **ANSI / IEEE C95.1 – SAFETY LIMIT Spatial Peak Uncontrolled Exposure/General Population** | | | | | | **1.6 W/kg (mW/g) Averaged over 1g** | | | | | |

-

➢ WCDMA Body SAR in Hotspot mode

| Plot No. | Band/Mode | ANT | Test Position | CH. | Freq. (MHz) | Ave. Power (dBm) | Power Drift (dB) | Tune-Up Limit (dBm) | Meas. $SAR_{1g}$ (W/kg) | Scaling Factor | Reported $SAR_{1g}$ (W/kg) |
|---|---|---|---|---|---|---|---|---|---|---|---|
| | Band II/RMC | MAIN | Front | 9538 | 1907.6 | 23.03 | -0.13 | 23.5 | 0.381 | 1.114 | 0.424 |
| 19 | Band II/RMC | MAIN | Back | 9538 | 1907.6 | 23.03 | 0.01 | 23.5 | **0.663** | 1.114 | 0.739 |
| | Band II/RMC | MAIN | Left | 9538 | 1907.6 | 23.03 | 0.05 | 23.5 | 0.247 | 1.114 | 0.275 |
| | Band II/RMC | MAIN | Top | 9538 | 1907.6 | 23.03 | 0.01 | 23.5 | 0.613 | 1.114 | 0.683 |
| | Band II/RMC | DIV | Front | 9538 | 1907.6 | 22.57 | 0.14 | 23.0 | 0.096 | 1.104 | 0.106 |
| | Band II/RMC | DIV | Back | 9538 | 1907.6 | 22.57 | 0.04 | 23.0 | 0.482 | 1.104 | 0.532 |
| | Band II/RMC | DIV | Left | 9538 | 1907.6 | 22.57 | 0.03 | 23.0 | 0.063 | 1.104 | 0.070 |
| | Band II/RMC | DIV | Right | 9538 | 1907.6 | 22.57 | -0.05 | 23.0 | 0.018 | 1.104 | 0.020 |
| | Band II/RMC | DIV | Bottom | 9538 | 1907.6 | 22.57 | 0.05 | 23.0 | 0.190 | 1.104 | 0.210 |
| | Band IV/RMC | MAIN | Front | 1312 | 1712.4 | 22.07 | 0.00 | 22.5 | 0.169 | 1.104 | 0.187 |
| | Band IV/RMC | MAIN | Back | 1312 | 1712.4 | 22.07 | 0.06 | 22.5 | 0.296 | 1.104 | 0.327 |
| | Band IV/RMC | MAIN | Left | 1312 | 1712.4 | 22.07 | 0.07 | 22.5 | 0.131 | 1.104 | 0.145 |
| | Band IV/RMC | MAIN | Top | 1312 | 1712.4 | 22.07 | 0.09 | 22.5 | 0.273 | 1.104 | 0.301 |
| | Band IV/RMC | DIV | Front | 1413 | 1732.6 | 20.77 | 0.14 | 21.0 | 0.082 | 1.054 | 0.086 |
| 20 | Band IV/RMC | DIV | Back | 1413 | 1732.6 | 20.77 | -0.01 | 21.0 | **0.410** | 1.054 | 0.432 |
| | Band IV/RMC | DIV | Left | 1413 | 1732.6 | 20.77 | 0.12 | 21.0 | 0.054 | 1.054 | 0.056 |
| | Band IV/RMC | DIV | Right | 1413 | 1732.6 | 20.77 | 0.02 | 21.0 | 0.015 | 1.054 | 0.016 |
| | Band IV/RMC | DIV | Bottom | 1413 | 1732.6 | 20.77 | 0.03 | 21.0 | 0.161 | 1.054 | 0.170 |
| | Band V/RMC | MAIN | Front | 4233 | 846.6 | 23.20 | -0.01 | 23.5 | 0.080 | 1.072 | 0.086 |
| | Band V/RMC | MAIN | Back | 4233 | 846.6 | 23.20 | 0.08 | 23.5 | 0.140 | 1.072 | 0.150 |
| | Band V/RMC | MAIN | Left | 4233 | 846.6 | 23.20 | 0.06 | 23.5 | 0.052 | 1.072 | 0.056 |
| | Band V/RMC | MAIN | Top | 4233 | 846.6 | 23.20 | 0.07 | 23.5 | 0.129 | 1.072 | 0.138 |
| | Band V/RMC | DIV | Front | 4233 | 846.6 | 23.34 | -0.07 | 24.0 | 0.031 | 1.164 | 0.036 |
| 21 | Band V/RMC | DIV | Back | 4233 | 846.6 | 23.34 | -0.01 | 24.0 | **0.155** | 1.164 | 0.180 |
| | Band V/RMC | DIV | Left | 4233 | 846.6 | 23.34 | 0.05 | 24.0 | 0.020 | 1.164 | 0.023 |
| | Band V/RMC | DIV | Right | 4233 | 846.6 | 23.34 | 0.00 | 24.0 | 0.006 | 1.164 | 0.007 |
| | Band V/RMC | DIV | Bottom | 4233 | 846.6 | 23.34 | 0.13 | 24.0 | 0.061 | 1.164 | 0.071 |
| **ANSI / IEEE C95.1 – SAFETY LIMIT Spatial Peak Uncontrolled Exposure/General Population** | | | | | | **1.6 W/kg (mW/g) Averaged over 1g** | | | | | |

➢ FDD-LTE Band 2(20MHz) QPSK Body SAR in Hotspot mode

| Plot No. | Band/Mode | ANT | Test Position | CH. | Freq. (MHz) | Ave. Power (dBm) | Power Drift (dB) | Tune-Up Limit (dBm) | Meas. $SAR_{1g}$ (W/kg) | Scaling Factor | Reported $SAR_{1g}$ (W/kg) |
|---|---|---|---|---|---|---|---|---|---|---|---|
| | Band2/1RB#49 | MAIN | Front | 19100 | 1900 | 22.55 | 0.11 | 23.0 | 0.325 | 1.109 | 0.360 |
| 22 | Band2/1RB#49 | MAIN | Back | 19100 | 1900 | 22.55 | 0.19 | 23.0 | **0.565** | 1.109 | 0.627 |
| | Band2/1RB#49 | MAIN | Left | 19100 | 1900 | 22.55 | 0.02 | 23.0 | 0.211 | 1.109 | 0.234 |
| | Band2/1RB#49 | MAIN | Top | 19100 | 1900 | 22.55 | -0.11 | 23.0 | 0.523 | 1.109 | 0.580 |
| | Band2/1RB#49 | DIV | Front | 18900 | 1880 | 22.24 | 0.07 | 22.5 | 0.090 | 1.062 | 0.096 |
| | Band2/1RB#49 | DIV | Back | 18900 | 1880 | 22.24 | 0.05 | 22.5 | 0.453 | 1.062 | 0.481 |
| | Band2/1RB#49 | DIV | Left | 18900 | 1880 | 22.24 | 0.20 | 22.5 | 0.059 | 1.062 | 0.063 |
| | Band2/1RB#49 | DIV | Right | 18900 | 1880 | 22.24 | 0.05 | 22.5 | 0.017 | 1.062 | 0.018 |
| | Band2/1RB#49 | DIV | Bottom | 18900 | 1880 | 22.24 | -0.04 | 22.5 | 0.179 | 1.062 | 0.190 |
| | Band2/50%RB#49 | MAIN | Front | 19100 | 1900 | 21.51 | 0.01 | 22.0 | 0.293 | 1.119 | 0.328 |
| | Band2/50%RB#49 | MAIN | Back | 19100 | 1900 | 21.51 | 0.07 | 22.0 | 0.511 | 1.119 | 0.572 |
| | Band2/50%RB#49 | MAIN | Left | 19100 | 1900 | 21.51 | -0.01 | 22.0 | 0.190 | 1.119 | 0.213 |
| | Band2/50%RB#49 | MAIN | Top | 19100 | 1900 | 21.51 | 0.05 | 22.0 | 0.473 | 1.119 | 0.529 |
| | Band2/50%RB#49 | DIV | Front | 18900 | 1880 | 21.40 | 0.06 | 21.5 | 0.079 | 1.023 | 0.081 |
| | Band2/50%RB#49 | DIV | Back | 18900 | 1880 | 21.40 | 0.02 | 21.5 | 0.397 | 1.023 | 0.406 |
| | Band2/50%RB#49 | DIV | Left | 18900 | 1880 | 21.40 | 0.13 | 21.5 | 0.052 | 1.023 | 0.053 |
| | Band2/50%RB#49 | DIV | Right | 18900 | 1880 | 21.40 | -0.05 | 21.5 | 0.015 | 1.023 | 0.015 |
| | Band2/50%RB#49 | DIV | Bottom | 18900 | 1880 | 21.40 | -0.01 | 21.5 | 0.156 | 1.023 | 0.160 |
| **ANSI / IEEE C95.1 – SAFETY LIMIT Spatial Peak Uncontrolled Exposure/General Population** | | | | | | **1.6 W/kg (mW/g) Averaged over 1g** | | | | | |

➢ FDD-LTE Band 4(20MHz) QPSK Body SAR in Hotspot mode

| Plot No. | Band/Mode | ANT | Test Position | CH. | Freq. (MHz) | Ave. Power (dBm) | Power Drift (dB) | Tune-Up Limit (dBm) | Meas. $SAR_{1g}$ (W/kg) | Scaling Factor | Reported $SAR_{1g}$ (W/kg) |
|---|---|---|---|---|---|---|---|---|---|---|---|
| | Band4/1RB#49 | MAIN | Front | 20050 | 1720 | 22.17 | 0.07 | 22.5 | 0.210 | 1.079 | 0.227 |
| | Band4/1RB#49 | MAIN | Back | 20050 | 1720 | 22.17 | -0.01 | 22.5 | 0.366 | 1.079 | 0.395 |
| | Band4/1RB#49 | MAIN | Left | 20050 | 1720 | 22.17 | 0.05 | 22.5 | 0.163 | 1.079 | 0.176 |
| | Band4/1RB#49 | MAIN | Top | 20050 | 1720 | 22.17 | 0.15 | 22.5 | 0.338 | 1.079 | 0.365 |
| | Band4/1RB#49 | DIV | Front | 20300 | 1745 | 20.72 | 0.03 | 21.0 | 0.086 | 1.067 | 0.091 |
| 23 | Band4/1RB#49 | DIV | Back | 20300 | 1745 | 20.72 | 0.02 | 21.0 | **0.429** | 1.067 | 0.458 |
| | Band4/1RB#49 | DIV | Left | 20300 | 1745 | 20.72 | 0.04 | 21.0 | 0.056 | 1.067 | 0.060 |
| | Band4/1RB#49 | DIV | Right | 20300 | 1745 | 20.72 | 0.14 | 21.0 | 0.016 | 1.067 | 0.017 |
| | Band4/1RB#49 | DIV | Bottom | 20300 | 1745 | 20.72 | 0.09 | 21.0 | 0.169 | 1.067 | 0.180 |
| | Band4/50%RB#49 | MAIN | Front | 20050 | 1720 | 21.06 | -0.08 | 21.5 | 0.162 | 1.107 | 0.179 |
| | Band4/50%RB#49 | MAIN | Back | 20050 | 1720 | 21.06 | 0.02 | 21.5 | 0.283 | 1.107 | 0.313 |
| | Band4/50%RB#49 | MAIN | Left | 20050 | 1720 | 21.06 | 0.01 | 21.5 | 0.126 | 1.107 | 0.139 |
| | Band4/50%RB#49 | MAIN | Top | 20050 | 1720 | 21.06 | 0.00 | 21.5 | 0.261 | 1.107 | 0.289 |
| | Band4/50%RB#0 | DIV | Front | 20300 | 1745 | 19.49 | 0.07 | 19.5 | 0.077 | 1.002 | 0.077 |
| | Band4/50%RB#0 | DIV | Back | 20300 | 1745 | 19.49 | -0.01 | 19.5 | 0.386 | 1.002 | 0.387 |
| | Band4/50%RB#0 | DIV | Left | 20300 | 1745 | 19.49 | 0.05 | 19.5 | 0.050 | 1.002 | 0.051 |
| | Band4/50%RB#0 | DIV | Right | 20300 | 1745 | 19.49 | 0.09 | 19.5 | 0.014 | 1.002 | 0.014 |
| | Band4/50%RB#0 | DIV | Bottom | 20300 | 1745 | 19.49 | 0.18 | 19.5 | 0.152 | 1.002 | 0.152 |
| **ANSI / IEEE C95.1 – SAFETY LIMIT Spatial Peak Uncontrolled Exposure/General Population** | | | | | | **1.6 W/kg (mW/g) Averaged over 1g** | | | | | |

➢ FDD-LTE Band 5(10MHz) QPSK Body SAR in Hotspot mode

| Plot No. | Band/Mode | ANT | Test Position | CH. | Freq. (MHz) | Ave. Power (dBm) | Power Drift (dB) | Tune-Up Limit (dBm) | Meas. $SAR_{1g}$ (W/kg) | Scaling Factor | Reported $SAR_{1g}$ (W/kg) |
|---|---|---|---|---|---|---|---|---|---|---|---|
| | Band5/1RB#24 | MAIN | Front | 20450 | 829 | 23.69 | 0.01 | 24.0 | 0.112 | 1.074 | 0.120 |
| 24 | Band5/1RB#24 | MAIN | Back | 20450 | 829 | 23.69 | 0.16 | 24.0 | **0.196** | 1.074 | 0.211 |
| | Band5/1RB#24 | MAIN | Left | 20450 | 829 | 23.69 | 0.07 | 24.0 | 0.073 | 1.074 | 0.079 |
| | Band5/1RB#24 | MAIN | Top | 20450 | 829 | 23.69 | -0.14 | 24.0 | 0.181 | 1.074 | 0.194 |
| | Band5/1RB#24 | DIV | Front | 20450 | 829 | 23.31 | 0.06 | 23.5 | 0.033 | 1.045 | 0.034 |
| | Band5/1RB#24 | DIV | Back | 20450 | 829 | 23.31 | -0.02 | 23.5 | 0.166 | 1.045 | 0.173 |
| | Band5/1RB#24 | DIV | Left | 20450 | 829 | 23.31 | 0.05 | 23.5 | 0.022 | 1.045 | 0.023 |
| | Band5/1RB#24 | DIV | Right | 20450 | 829 | 23.31 | -0.02 | 23.5 | 0.006 | 1.045 | 0.006 |
| | Band5/1RB#24 | DIV | Bottom | 20450 | 829 | 23.31 | 0.08 | 23.5 | 0.066 | 1.045 | 0.068 |
| | Band5/50%RB#24 | MAIN | Front | 20525 | 836.5 | 22.34 | 0.06 | 22.5 | 0.090 | 1.038 | 0.094 |
| | Band5/50%RB#24 | MAIN | Back | 20525 | 836.5 | 22.34 | 0.05 | 22.5 | 0.157 | 1.038 | 0.163 |
| | Band5/50%RB#24 | MAIN | Left | 20525 | 836.5 | 22.34 | 0.01 | 22.5 | 0.059 | 1.038 | 0.061 |
| | Band5/50%RB#24 | MAIN | Top | 20525 | 836.5 | 22.34 | 0.09 | 22.5 | 0.145 | 1.038 | 0.151 |
| | Band5/50%RB#0 | DIV | Front | 20525 | 836.5 | 22.39 | -0.03 | 22.5 | 0.026 | 1.026 | 0.026 |
| | Band5/50%RB#0 | DIV | Back | 20525 | 836.5 | 22.39 | 0.14 | 22.5 | 0.129 | 1.026 | 0.132 |
| | Band5/50%RB#0 | DIV | Left | 20525 | 836.5 | 22.39 | 0.07 | 22.5 | 0.017 | 1.026 | 0.017 |
| | Band5/50%RB#0 | DIV | Right | 20525 | 836.5 | 22.39 | 0.15 | 22.5 | 0.005 | 1.026 | 0.005 |
| | Band5/50%RB#0 | DIV | Bottom | 20525 | 836.5 | 22.39 | -0.06 | 22.5 | 0.051 | 1.026 | 0.052 |
| **ANSI / IEEE C95.1 – SAFETY LIMIT Spatial Peak Uncontrolled Exposure/General Population** | | | | | | **1.6 W/kg (mW/g) Averaged over 1g** | | | | | |

➢ FDD-LTE Band 7(20MHz) QPSK Body SAR in Hotspot mode

| Plot No. | Band/Mode | ANT | Test Position | CH. | Freq. (MHz) | Ave. Power (dBm) | Power Drift (dB) | Tune-Up Limit (dBm) | Meas. $SAR_{1g}$ (W/kg) | Scaling Factor | Reported $SAR_{1g}$ (W/kg) |
|---|---|---|---|---|---|---|---|---|---|---|---|
| | Band7/1RB#49 | MAIN | Front | 20850 | 2510 | 23.42 | 0.05 | 23.5 | 0.158 | 1.019 | 0.161 |
| | Band7/1RB#49 | MAIN | Back | 20850 | 2510 | 23.42 | 0.14 | 23.5 | 0.277 | 1.019 | 0.282 |
| | Band7/1RB#49 | MAIN | Left | 20850 | 2510 | 23.42 | 0.07 | 23.5 | 0.123 | 1.019 | 0.125 |
| | Band7/1RB#49 | MAIN | Top | 20850 | 2510 | 23.42 | 0.12 | 23.5 | 0.255 | 1.019 | 0.260 |
| | Band7/1RB#49 | DIV | Front | 20850 | 2510 | 22.58 | 0.01 | 23.0 | 0.085 | 1.102 | 0.093 |
| 25 | Band7/1RB#49 | DIV | Back | 20850 | 2510 | 22.58 | -0.05 | 23.0 | **0.426** | 1.102 | 0.469 |
| | Band7/1RB#49 | DIV | Left | 20850 | 2510 | 22.58 | 0.00 | 23.0 | 0.056 | 1.102 | 0.061 |
| | Band7/1RB#49 | DIV | Right | 20850 | 2510 | 22.58 | 0.02 | 23.0 | 0.015 | 1.102 | 0.017 |
| | Band7/1RB#49 | DIV | Bottom | 20850 | 2510 | 22.58 | 0.09 | 23.0 | 0.168 | 1.102 | 0.185 |
| | Band7/50%RB#0 | MAIN | Front | 20850 | 2510 | 21.66 | 0.01 | 22.0 | 0.129 | 1.081 | 0.139 |
| | Band7/50%RB#0 | MAIN | Back | 20850 | 2510 | 21.66 | 0.05 | 22.0 | 0.225 | 1.081 | 0.243 |
| | Band7/50%RB#0 | MAIN | Left | 20850 | 2510 | 21.66 | 0.13 | 22.0 | 0.100 | 1.081 | 0.108 |
| | Band7/50%RB#0 | MAIN | Top | 20850 | 2510 | 21.66 | 0.01 | 22.0 | 0.207 | 1.081 | 0.224 |
| | Band7/50%RB#24 | DIV | Front | 20850 | 2510 | 21.44 | 0.07 | 21.5 | 0.073 | 1.014 | 0.074 |
| | Band7/50%RB#24 | DIV | Back | 20850 | 2510 | 21.44 | 0.01 | 21.5 | 0.368 | 1.014 | 0.373 |
| | Band7/50%RB#24 | DIV | Left | 20850 | 2510 | 21.44 | 0.09 | 21.5 | 0.048 | 1.014 | 0.049 |
| | Band7/50%RB#24 | DIV | Right | 20850 | 2510 | 21.44 | 0.05 | 21.5 | 0.013 | 1.014 | 0.013 |
| | Band7/50%RB#24 | DIV | Bottom | 20850 | 2510 | 21.44 | -0.05 | 21.5 | 0.145 | 1.014 | 0.147 |
| **ANSI / IEEE C95.1 – SAFETY LIMIT Spatial Peak Uncontrolled Exposure/General Population** | | | | | | **1.6 W/kg (mW/g) Averaged over 1g** | | | | | |

➢ TDD-LTE Band 41(20MHz) QPSK Body SAR in Hotspot mode

| Plot No. | Band/Mode | ANT | Test Position | CH. | Freq. (MHz) | Ave. Power (dBm) | Power Drift (dB) | Tune-Up Limit (dBm) | Meas. $SAR_{1g}$ (W/kg) | Scaling Factor | D.C Factor | Reported $SAR_{1g}$ (W/kg) |
|---|---|---|---|---|---|---|---|---|---|---|---|---|
| | Band41/1RB#49 | MAIN | Front | 41140 | 2645 | 23.33 | 0.05 | 23.5 | 0.057 | 1.040 | 1.008 | 0.060 |
| | Band41/1RB#49 | MAIN | Back | 41140 | 2645 | 23.33 | 0.03 | 23.5 | 0.100 | 1.040 | 1.008 | 0.105 |
| | Band41/1RB#49 | MAIN | Left | 41140 | 2645 | 23.33 | 0.07 | 23.5 | 0.044 | 1.040 | 1.008 | 0.046 |
| | Band41/1RB#49 | MAIN | Top | 41140 | 2645 | 23.33 | 0.04 | 23.5 | 0.092 | 1.040 | 1.008 | 0.096 |
| | Band41/1RB#49 | DIV | Front | 40140 | 2545 | 23.06 | 0.01 | 23.5 | 0.041 | 1.107 | 1.008 | 0.045 |
| 26 | Band41/1RB#49 | DIV | Back | 40140 | 2545 | 23.06 | 0.04 | 23.5 | **0.204** | 1.107 | 1.008 | 0.228 |
| | Band41/1RB#49 | DIV | Left | 40140 | 2545 | 23.06 | 0.08 | 23.5 | 0.027 | 1.107 | 1.008 | 0.030 |
| | Band41/1RB#49 | DIV | Right | 40140 | 2545 | 23.06 | 0.00 | 23.5 | 0.007 | 1.107 | 1.008 | 0.008 |
| | Band41/1RB#49 | DIV | Bottom | 40140 | 2545 | 23.06 | 0.10 | 23.5 | 0.080 | 1.107 | 1.008 | 0.090 |
| | Band41/50%RB#0 | MAIN | Front | 41140 | 2645 | 22.21 | 0.17 | 22.5 | 0.052 | 1.069 | 1.008 | 0.056 |
| | Band41/50%RB#0 | MAIN | Back | 41140 | 2645 | 22.21 | 0.05 | 22.5 | 0.091 | 1.069 | 1.008 | 0.098 |
| | Band41/50%RB#0 | MAIN | Left | 41140 | 2645 | 22.21 | 0.09 | 22.5 | 0.040 | 1.069 | 1.008 | 0.044 |
| | Band41/50%RB#0 | MAIN | Top | 41140 | 2645 | 22.21 | 0.08 | 22.5 | 0.084 | 1.069 | 1.008 | 0.090 |
| | Band41/50%RB#0 | DIV | Front | 41140 | 2645 | 21.94 | 0.11 | 22.0 | 0.032 | 1.014 | 1.008 | 0.032 |
| | Band41/50%RB#0 | DIV | Back | 41140 | 2645 | 21.94 | 0.01 | 22.0 | 0.159 | 1.014 | 1.008 | 0.163 |
| | Band41/50%RB#0 | DIV | Left | 41140 | 2645 | 21.94 | 0.00 | 22.0 | 0.021 | 1.014 | 1.008 | 0.021 |
| | Band41/50%RB#0 | DIV | Right | 41140 | 2645 | 21.94 | -0.03 | 22.0 | 0.006 | 1.014 | 1.008 | 0.006 |
| | Band41/50%RB#0 | DIV | Bottom | 41140 | 2645 | 21.94 | 0.08 | 22.0 | 0.062 | 1.014 | 1.008 | 0.063 |
| **ANSI / IEEE C95.1 – SAFETY LIMIT Spatial Peak Uncontrolled Exposure/General Population** | | | | | | **1.6 W/kg (mW/g) Averaged over 1g** | | | | | | |

➢ WLAN 2.4GHz Body SAR in Hotspot mode

| Plot No. | Band/Mode | Test Position | CH. | Freq. (MHz) | Ave. Power (dBm) | Power Drift (dB) | Tune-Up Limit (dBm) | Meas. $SAR_{1g}$ (W/kg) | Scaling Factor | D.C Factor | Reported $SAR_{1g}$ (W/kg) |
|---|---|---|---|---|---|---|---|---|---|---|---|
| | 2.4GHz/802.11b | Front | 6 | 2437 | 15.22 | -0.01 | 15.5 | 0.042 | 1.067 | 1.000 | 0.044 |
| 27 | 2.4GHz/802.11b | Back | 6 | 2437 | 15.22 | -0.03 | 15.5 | **0.088** | 1.067 | 1.000 | 0.094 |
| | 2.4GHz/802.11b | Right | 6 | 2437 | 15.22 | 0.07 | 15.5 | 0.045 | 1.067 | 1.000 | 0.047 |
| | 2.4GHz/802.11b | Top | 6 | 2437 | 15.22 | 0.07 | 15.5 | 0.047 | 1.067 | 1.000 | 0.050 |
| **ANSI / IEEE C95.1 – SAFETY LIMIT Spatial Peak Uncontrolled Exposure/General Population** | | | | | **1.6 W/kg (mW/g) Averaged over 1g** | | | | | | |

➢ WLAN 5.2GHz Body SAR in Hotspot mode

| Plot No. | Band/Mode | Test Position | CH. | Freq. (MHz) | Ave. Power (dBm) | Power Drift (dB) | Tune-Up Limit (dBm) | Meas. $SAR_{1g}$ (W/kg) | Scaling Factor | D.C Factor | Reported $SAR_{1g}$ (W/kg) |
|---|---|---|---|---|---|---|---|---|---|---|---|
| | 5.2GHz/802.11a | Front | 48 | 5240 | 13.85 | 0.03 | 14.0 | 0.037 | 1.035 | 1.000 | 0.038 |
| | 5.2GHz/802.11a | Back | 48 | 5240 | 13.85 | -0.09 | 14.0 | 0.162 | 1.035 | 1.000 | 0.168 |
| | 5.2GHz/802.11a | Right | 48 | 5240 | 13.85 | 0.12 | 14.0 | 0.158 | 1.035 | 1.000 | 0.164 |
| 33 | 5.2GHz/802.11a | Top | 48 | 5240 | 13.85 | 0.00 | 14.0 | **0.174** | 1.035 | 1.000 | 0.180 |
| **ANSI / IEEE C95.1 – SAFETY LIMIT Spatial Peak Uncontrolled Exposure/General Population** | | | | | **1.6 W/kg (mW/g) Averaged over 1g** | | | | | | |

➢ WLAN 5.8GHz Body SAR in Hotspot mode

| Plot No. | Band/Mode | Test Position | CH. | Freq. (MHz) | Ave. Power (dBm) | Power Drift (dB) | Tune-Up Limit (dBm) | Meas. $SAR_{1g}$ (W/kg) | Scaling Factor | D.C Factor | Reported $SAR_{1g}$ (W/kg) |
|---|---|---|---|---|---|---|---|---|---|---|---|
| | 5.8GHz/802.11a | Front | 157 | 5785 | 14.41 | 0.04 | 14.5 | 0.077 | 1.021 | 1.000 | 0.079 |
| 31 | 5.8GHz/802.11a | Back | 157 | 5785 | 14.41 | 0.00 | 14.5 | **0.367** | 1.021 | 1.000 | 0.375 |
| | 5.8GHz/802.11a | Right | 157 | 5785 | 14.41 | 0.07 | 14.5 | 0.297 | 1.021 | 1.000 | 0.303 |
| | 5.8GHz/802.11a | Top | 157 | 5785 | 14.41 | 0.03 | 14.5 | 0.268 | 1.021 | 1.000 | 0.274 |
| **ANSI / IEEE C95.1 – SAFETY LIMIT Spatial Peak Uncontrolled Exposure/General Population** | | | | | **1.6 W/kg (mW/g) Averaged over 1g** | | | | | | |

➢ Bluetooth Body SAR in Hotspot mode

| Plot No. | Band/Mode | Test Position | CH. | Freq. (MHz) | Ave. Power (dBm) | Power Drift (dB) | Tune-Up Limit (dBm) | Meas. $SAR_{1g}$ (W/kg) | Scaling Factor | D.C Factor | Reported $SAR_{1g}$ (W/kg) |
|---|---|---|---|---|---|---|---|---|---|---|---|
| | BT/GFSK | Front | 0 | 2402 | 7.66 | -0.01 | 8.0 | 0.002 | 1.082 | 1.000 | 0.002 |
| 32 | BT/GFSK | Back | 0 | 2402 | 7.66 | 0.06 | 8.0 | **0.006** | 1.082 | 1.000 | 0.006 |
| | BT/GFSK | Right | 0 | 2402 | 7.66 | 0.09 | 8.0 | 0.005 | 1.082 | 1.000 | 0.005 |
| | BT/GFSK | Top | 0 | 2402 | 7.66 | 0.08 | 8.0 | 0.004 | 1.082 | 1.000 | 0.004 |
| **ANSI / IEEE C95.1 – SAFETY LIMIT Spatial Peak Uncontrolled Exposure/General Population** | | | | | **1.6 W/kg (mW/g) Averaged over 1g** | | | | | | |

**Note:**

1. Per KDB 447498 D04v01, for each exposure position, if the highest output channel Reported SAR ≤0.8W/kg, other channels SAR testing is not necessary.
2. Additional WLAN SAR testing was performed for simultaneous transmission analysis.
3. For Hotspot SAR testing, per KDB 941225 D06v02r01, for EUT dimension ≥ 9cm*5cm, the test distance is 10mm. SAR must be measured for all surfaces and sides with a transmitting antenna located within 2.5cm from that surface or edge.
4. Per KDB 941225 D01v03r01, RMC 12.2kbps setting is used to evaluate SAR. If HSDPA output power is < 0.25dB higher than RMC 12.2kbps, or Reported SAR with RMC 12.2kbps setting is ≤ 1.2W/kg, HSDPA SAR evaluation can be excluded.
5. Per KDB 865664 D01v01r04, for each frequency band, repeated SAR measurement is required when the measured SAR is ≥0.8W/kg.
6. Per KDB 648474 D04v01r03, when the Reported SAR for a body-worn accessory measured without a headset connected to the handset is > 1.2 W/kg, SAR testing with a headset connected to the handset is required.

7. Per KDB 941225 D05v02r05, 100% RB allocation SAR measurement is not required when the highest reported SAR for 1 RB and 50% RB allocation are ≤ 0.8 W/kg. Otherwise, SAR is measured for the highest output power channel.
8. According to KDB 865664 D02v01r02, SAR plot is required for the highest measured SAR in each exposure configuration, wireless mode and frequency band combination.
9. Highlight part of test data means repeated test.
10. *: Due the antenna location and antenna performance results the SAR value lower than the lowest system limit, then we show “<0.001* W/Kg” in the report.

## 15.4 Product specific 10g SAR

Extremity SAR measurement is not required.

## 15.5 Repeated SAR measurement

| Band/ Mode | ANT | Test Position | CH. | Freq. (MHz) | Measured SAR (W/kg) | | | | |
|---|---|---|---|---|---|---|---|---|---|
| | | | | | Original | 1st Repeated | | 2nd Repeated | |
| | | | | | | Value | Ratio | Value | Ratio |
| PCS1900/Voice | MAIN | Right Tilted | 661 | 1880 | 1.130 | 1.070 | 1.07 | / | / |
| Band II/RMC | MAIN | Right Tilted | 9538 | 1970.6 | 0.922 | 0.896 | 1.03 | / | / |
| Band IV/RMC | MAIN | Right Tilted | 1312 | 1712.4 | 0.732 | 0.711 | 1.03 | / | / |
| Band2/1RB#49 | MAIN | Right Tilted | 19100 | 1900 | 0.802 | 0.773 | 1.04 | / | / |
| Band4/1RB#49 | MAIN | Right Tilted | 20050 | 1720 | 0.905 | 0.857 | 1.06 | / | / |
| **ANSI / IEEE C95.1 – SAFETY LIMIT Spatial Peak Uncontrolled Exposure/General Population** | | | | | **1.6 W/kg (mW/g) Averaged over 1g** | | | | |

**Note:**

1. Per KDB 865664 D01v01r04, for each frequency band, repeated SAR measurement is required only when the measured SAR is ≥0.8 W/kg
2. Per KDB 865664 D01v01r04, if the ratio of *original* and *repeated* is ≤ 1.2 and the measured SAR <1.45 W/kg, only one repeated measurement is required.

## 15.6 Multi-Band Simultaneous Transmission Considerations

➢ **Simultaneous Transmission Capabilities**

According to FCC KDB Publication 447498 D04v01, transmitters are considered to be transmitting simultaneously when there is overlapping transmission, with the exception of transmissions during network hand-offs with maximum hand-off duration less than 30 seconds. Possible transmission paths for the EUT are shown in below Figure and are color-coded to indicate communication modes which share the same path. Modes which share the same transmission path cannot transmit simultaneously with one another.

**Fig.15.1 Simultaneous Transmission Paths**

➢ **Multi-Band simultaneous Transmission Consideration**

| | Position | Applicable Combination |
|---|---|---|
| **Simultaneous Transmission Consideration** | Head | WWAN (Voice) + WLAN 2.4 GHz |
| | | WWAN (Voice) + 5.2GHz/5.3GHz+5.6GHz/5.8GHz+ Bluetooth |
| | Body | WWAN (Data) + WLAN 2.4 GHz |
| | | WWAN (Data) + 5.2GHz/5.3GHz+5.6GHz/5.8GHz+ Bluetooth |
| | Hotspot | WWAN (Data) + WLAN 2.4 GHz |
| | | WWAN (Data) + 5.2GHz/5.8GHz+ Bluetooth |

**Note:**

1. WLAN 2.4GHz Band, WLAN 5.2GHz Band, WLAN 5.3GHz Band, WLAN 5.6GHz, WLAN 5.8GHz Band share the same antenna, and cannot transmit simultaneously.
2. WLAN 2.4GHz Band and Bluetooth cannot transmit simultaneously.
3. GSM/WCDMA/LTE shares the same antenna, and cannot transmit simultaneously.
4. The Report SAR summation is calculated based on the same configuration and test position.
5. Per KDB 447498 D04v01, simultaneous transmission SAR is compliant if,
   i. Scalar SAR summation < 1.6 W/kg.
   ii. SPLSR = $(SAR_1 + SAR_2)^{1.5}$ / (*min. separation distance, mm*), and the peak separation distance is determined from the square root of $[(x_1-x_2)^2 + (y_1-y_2)^2 + (z_1-z_2)^2]$, where $(x_1, y_1, z_1)$ and $(x_2, y_2, z_2)$ are the coordinates of the extrapolated peak SAR locations in the zoom scan If SPLSR ≤ 0.04, simultaneously transmission SAR measurement is not necessary.
   iii. Simultaneously transmission SAR measurement, and the Reported multi-band SAR < 1.6 W/kg.

## 15.7 SAR Simultaneous Transmission Analysis

➢ **Simultaneous Transmission**

| Position | | Standalone SAR(W/kg) | | | | Σ $SAR_{1g}$ (W/kg) | |
|---|---|---|---|---|---|---|---|
| | | 1 | 2 | 3 | 4 | 1+2 | 1+3+4 |
| | | WWAN | 2.4G WLAN | 5G WLAN | BT | | |
| Head | Right Cheek | 1.111 | 0.104 | 0.148 | 0.005 | 1.215 | 1.264 |
| | Right Tilted | 1.194 | 0.122 | 0.212 | 0.008 | 1.316 | 1.414 |
| | Left Cheek | 0.565 | 0.252 | 0.429 | 0.018 | 0.817 | 1.012 |
| | Left Tilted | 0.829 | 0.214 | 0.365 | 0.01 | 1.043 | 1.204 |
| Body- worn | Front | 0.424 | 0.044 | 0.079 | 0.002 | 0.468 | 0.505 |
| | Back | 0.739 | 0.094 | 0.375 | 0.006 | 0.833 | 1.12 |
| Hotspot | Front | 0.424 | 0.044 | 0.079 | 0.002 | 0.468 | 0.505 |
| | Back | 0.739 | 0.094 | 0.375 | 0.006 | 0.833 | 1.120 |
| | Left | 0.275 | / | / | / | 0.275 | 0.275 |
| | Right | 0.020 | 0.047 | 0.316 | 0.005 | 0.067 | 0.341 |
| | Top | 0.683 | 0.05 | 0.274 | 0.004 | 0.733 | 0.961 |
| | Bottom | 0.210 | / | / | / | 0.210 | 0.210 |

➢ **Simultaneous Transmission Conclusion**

The above numerical summed SAR results for all the case simultaneous transmission conditions were below the SAR limit. Therefore, the above analysis is sufficient to determine that simultaneous transmission cases will not exceed the SAR limit and therefore no measured volumetric simultaneous SAR summation is required per FCC KDB Publication 447498 D04v01.

## 15.8 Measurement Uncertainty

Per KDB865664 D01 SAR Measurement 100 MHz to 6 GHz v01r04, when the highest measured 1-g SAR within a frequency band is < 1.5 W/kg, the extensive SAR measurement uncertainty analysis described in IEC/IEEE 62209-1528:2020 is not required in SAR reports submitted for equipment approval. The equivalent ratio (1.5/1.6) is applied to extremity and occupational exposure conditions.

## 15.9 Measurement Conclusion

The SAR evaluation indicates that the EUT complies with the RF radiation exposure limits of the FCC and Industry Canada, with respect to all parameters subject to this test. These measurements were taken to simulate the RF effects of RF exposure under worst-case conditions. Precise laboratory measures were taken to assure repeatability of the tests. The results and statements relate only to the item(s) tested. Please note that the absorption and distribution of electromagnetic energy in the body are very complex phenomena that depend on the mass, shape, and size of the body, the orientation of the body with respect to the field vectors, and the electrical properties of both the body and the environment. Other variables that may play a substantial role in possible biological effects are those that characterize the environment (e.g. ambient temperature, air velocity, relative humidity, and body insulation) and those that characterize the individual (e.g. age, gender, activity level, debilitation, or disease). Because various factors may interact with one another to vary the specific biological outcome of an exposure to electromagnetic fields, any protection guide should consider maximal amplification of biological effects as a result of field-body interactions, environmental conditions, and physiological variables.

# 16 Reference

[1]. FCC 47 CFR Part 2 “Frequency Allocations and Radio Treaty Matters; General Rules and Regulations”

[2]. ANSI/IEEE Std. C95.1-1992, “IEEE Standard for Safety Levels with Respect to Human Exposure to Radio Frequency Electromagnetic Fields, 3 kHz to 300 GHz”, September 1992

[3]. IEC/IEEE 62209-1528:2020, “Measurement procedure for the assessment of specific absorption rate of human exposure to radio frequency fields from hand-held and body-mounted wireless communication devices –Part 1528: Human models, instrumentation, and procedures (Frequency range of 4 MHz to 10 GHz)”, October 2020

[4]. SPEAG DASY52 System Handbook

[5]. FCC KDB 248227 D01 v02r02, “SAR GUIDANCE FOR IEEE 802.11 (Wi-Fi) TRANSMITTERS”, October 2015

[6]. FCC KDB 447498 D04 v01, “RF EXPOSURE PROCEDURES AND EQUIPMENT AUTHORIZATION POLICIES FOR MOBILE AND PORTABLE DEVICES”, November 2021

[7]. FCC KDB 648474 D04 v01r03, “SAR EVALUATION CONSIDERATIONS FOR WIRELESS HANDSETS”, October 2015

[8]. FCC KDB 941225 D01 v03r01, “3G SAR MEAUREMENT PROCEDURES”, October 2015

[9]. FCC KDB 941225 D05 v02r05, “SAR EVALUATION CONSIDERATIONS FOR LTE DEVICES”, Dec 2015

[10]. FCC KDB 941225 D06 v02r01, " SAR EVALUATION PROCEDURES FOR PORTABLE DEVICES WITH WIRELESS ROUTER CAPABILITIES", October 2015

[11]. FCC KDB 865664 D01 v01r04, “SAR MEASUREMENT REQUIREMENTS FOR 100 MHz TO 6 GHz”, August 2015

# Appendix A: Plots of SAR System Check

Test Laboratory: JYTSZ Date: 08.04.2024

**DUT: Dipole 835 MHz; Type: D835V2; Serial: SN:4D154**

Communication System: UID 0, CW (0); Frequency: 835 MHz;Duty Cycle: 1:1
Medium parameters used (interpolated): f = 835 MHz; $\sigma$ = 0.897 S/m; $\varepsilon_r$ = 42.185; $\rho$ = 1000 kg/m$^3$
Phantom section: Flat Section

DASY5 Configuration:

- Probe: EX3DV4 - SN7601; ConvF(10.3, 10.3, 10.3) @ 835 MHz; Calibrated: 01.29.2024
- Sensor-Surface: 1.4mm (Mechanical Surface Detection)
- Electronics: DAE4 Sn1373; Calibrated: 11.27.2023
- Phantom: SAM-Twin; Type: QD 000 P40 CD; Serial: 1885
- Measurement SW: DASY52, Version 52.10 (4); SEMCAD X Version 14.6.14 (7501)

**System Performance Check at Frequency835 MHz Head Tissue/d=15mm, Pin=80 mW, dist=1.4mm (EX-Probe)/Area Scan (41x141x1):** Interpolated grid: dx=1.500 mm, dy=1.500 mm
Maximum value of SAR (interpolated) = 1.06 W/kg

**System Performance Check at Frequency835 MHz Head Tissue/d=15mm, Pin=80 mW, dist=1.4mm (EX-Probe)/Zoom Scan (7x7x7) (5x5x7)/Cube 0:**
Measurement grid: dx=8mm, dy=8mm, dz=5mm
Reference Value = 34.85 V/m; Power Drift = 0.01 dB
Peak SAR (extrapolated) = 1.19 W/kg
**SAR(1 g) = 0.783 W/kg; SAR(10 g) = 0.501 W/kg**
Smallest distance from peaks to all points 3 dB below = 16.1 mm
Ratio of SAR at M2 to SAR at M1 = 62.4%
Maximum value of SAR (measured) = 1.06 W/kg

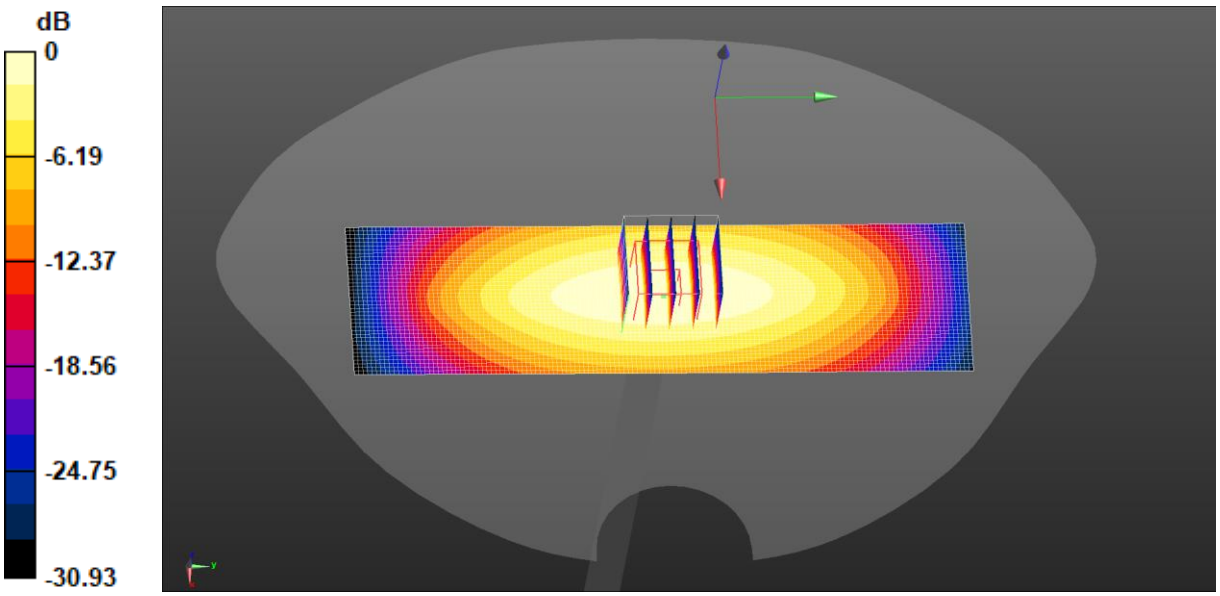


0 dB = 1.06 W/kg = 0.25 dBW/kg

Test Laboratory: JYTSZ Date: 08.07.2024

**DUT: Dipole 1750 MHz; Type: D1750V2; Serial: SN:1177**

Communication System: UID 0, CW (0); Frequency: 1750 MHz;Duty Cycle: 1:1
Medium parameters used: f = 1750 MHz; $\sigma$ = 1.335 S/m; $\varepsilon_r$ = 40.746; $\rho$ = 1000 kg/m$^3$
Phantom section: Flat Section

DASY5 Configuration:

- Probe: EX3DV4 - SN7601; ConvF(8.73, 8.73, 8.73) @ 1750 MHz; Calibrated: 01.29.2024
- Sensor-Surface: 1.4mm (Mechanical Surface Detection)
- Electronics: DAE4 Sn1373; Calibrated: 11.27.2023
- Phantom: SAM-Twin; Type: QD 000 P40 CD; Serial: 1885
- Measurement SW: DASY52, Version 52.10 (4); SEMCAD X Version 14.6.14 (7501)

**System Performance Check at Frequency1750 MHz Head Tissue/d=10mm, Pin=40 mW, dist=1.4mm (EX-Probe)/Area Scan (41x81x1):** Interpolated grid: dx=1.500 mm, dy=1.500 mm
Maximum value of SAR (interpolated) = 2.25 W/kg

**System Performance Check at Frequency1750 MHz Head Tissue/d=10mm, Pin=40 mW, dist=1.4mm (EX-Probe)/Zoom Scan (7x7x7) (5x5x7)/Cube 0:**
Measurement grid: dx=8mm, dy=8mm, dz=5mm
Reference Value = 37.83 V/m; Power Drift = 0.20 dB
Peak SAR (extrapolated) = 2.67 W/kg
**SAR(1 g) = 1.44 W/kg; SAR(10 g) = 0.786 W/kg**
Smallest distance from peaks to all points 3 dB below = 9.6 mm
Ratio of SAR at M2 to SAR at M1 = 54.2%
Maximum value of SAR (measured) = 2.21 W/kg

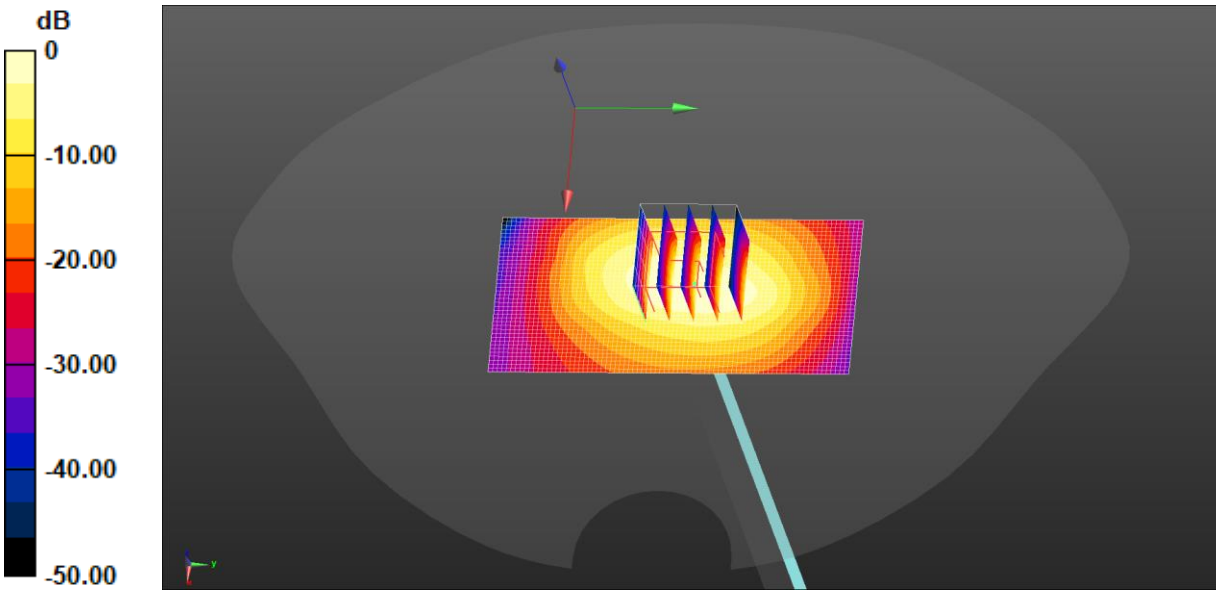


0 dB = 2.25 W/kg = 3.52 dBW/kg

Test Laboratory: JYTSZ Date: 08.10.2024

**DUT: Dipole 1900 MHz; Type: D1900V2; Serial: SN:5d175**

Communication System: UID 0, CW (0); Frequency: 1900 MHz;Duty Cycle: 1:1
Medium parameters used: f = 1900 MHz; $\sigma$ = 1.36 S/m; $\varepsilon_r$ = 40.667; $\rho$ = 1000 kg/m$^3$
Phantom section: Flat Section

DASY5 Configuration:

- Probe: EX3DV4 - SN7601; ConvF(8.44, 8.44, 8.44) @ 1900 MHz; Calibrated: 01.29.2024
- Sensor-Surface: 1.4mm (Mechanical Surface Detection)
- Electronics: DAE4 Sn1373; Calibrated: 11.27.2023
- Phantom: SAM-Twin; Type: QD 000 P40 CD; Serial: 1885
- Measurement SW: DASY52, Version 52.10 (4); SEMCAD X Version 14.6.14 (7501)

**System Performance Check at Frequency1900 MHz Head Tissue/d=10mm, Pin=40 mW, dist=1.4mm (EX-Probe)/Area Scan (41x71x1):** Interpolated grid: dx=1.500 mm, dy=1.500 mm
Maximum value of SAR (interpolated) = 2.65 W/kg

**System Performance Check at Frequency1900 MHz Head Tissue/d=10mm, Pin=40 mW, dist=1.4mm (EX-Probe)/Zoom Scan (7x7x7) (5x5x7)/Cube 0:**
Measurement grid: dx=8mm, dy=8mm, dz=5mm
Reference Value = 41.32 V/m; Power Drift = 0.14 dB
Peak SAR (extrapolated) = 3.08 W/kg
**SAR(1 g) = 1.59 W/kg; SAR(10 g) = 0.853 W/kg**
Smallest distance from peaks to all points 3 dB below = 9.6 mm
Ratio of SAR at M2 to SAR at M1 = 52.7%
Maximum value of SAR (measured) = 2.59 W/kg

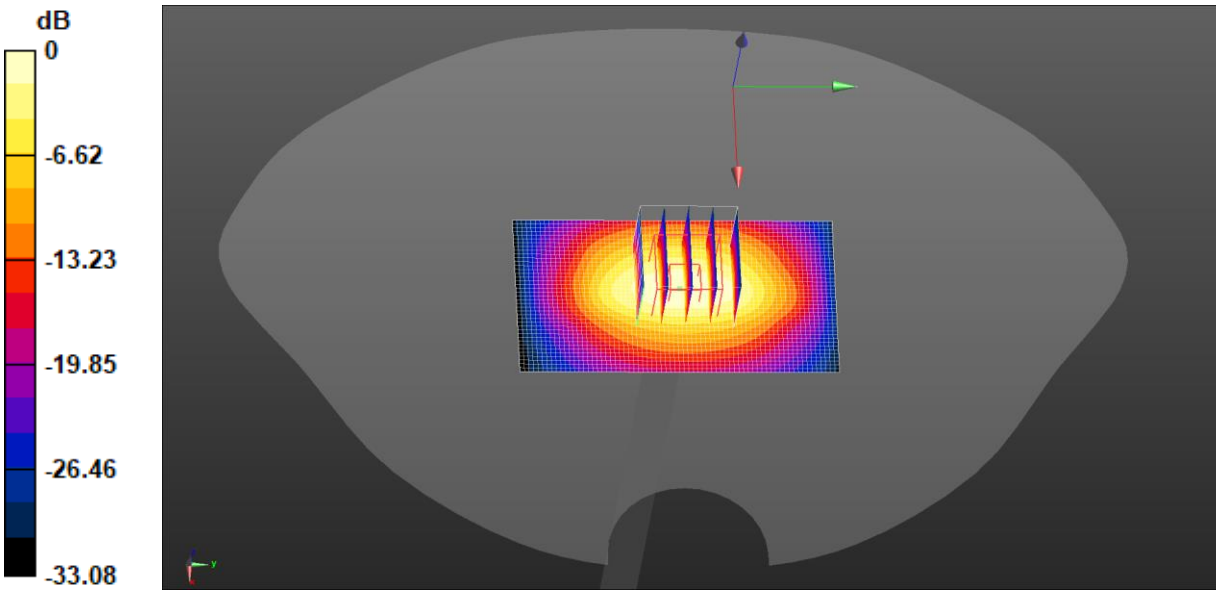


0 dB = 2.65 W/kg = 4.23 dBW/kg

Test Laboratory: JYTSZ Date: 08.13.2024

**DUT: Dipole 2450 MHz; Type: D2450V2; Serial: SN:910**

Communication System: UID 0, CW (0); Frequency: 2450 MHz;Duty Cycle: 1:1
Medium parameters used: f = 2450 MHz; $\sigma$ = 1.749 S/m; $\varepsilon_r$ = 39.867; $\rho$ = 1000 kg/m$^3$
Phantom section: Flat Section

DASY5 Configuration:

- Probe: EX3DV4 - SN7601; ConvF(7.89, 7.89, 7.89) @ 2450 MHz; Calibrated: 01.29.2024
- Sensor-Surface: 1.4mm (Mechanical Surface Detection)
- Electronics: DAE4 Sn1373; Calibrated: 11.27.2023
- Phantom: SAM-Twin; Type: QD 000 P40 CD; Serial: 1885
- Measurement SW: DASY52, Version 52.10 (4); SEMCAD X Version 14.6.14 (7501)

**System Performance Check at Frequency2450 MHz Head Tissue/d=10mm, Pin=40 mW, dist=1.4mm (EX-Probe)/Area Scan (51x81x1):** Interpolated grid: dx=1.200 mm, dy=1.200 mm
Maximum value of SAR (interpolated) = 3.52 W/kg

**System Performance Check at Frequency2450 MHz Head Tissue/d=10mm, Pin=40 mW, dist=1.4mm (EX-Probe)/Zoom Scan (7x7x7)/Cube 0:** Measurement grid: dx=5mm, dy=5mm, dz=5mm
Reference Value = 43.25 V/m; Power Drift = -0.17 dB
Peak SAR (extrapolated) = 4.33 W/kg
**SAR(1 g) = 2.06 W/kg; SAR(10 g) = 1.01 W/kg**
Smallest distance from peaks to all points 3 dB below = 8.9 mm
Ratio of SAR at M2 to SAR at M1 = 49.2%
Maximum value of SAR (measured) = 3.27 W/kg

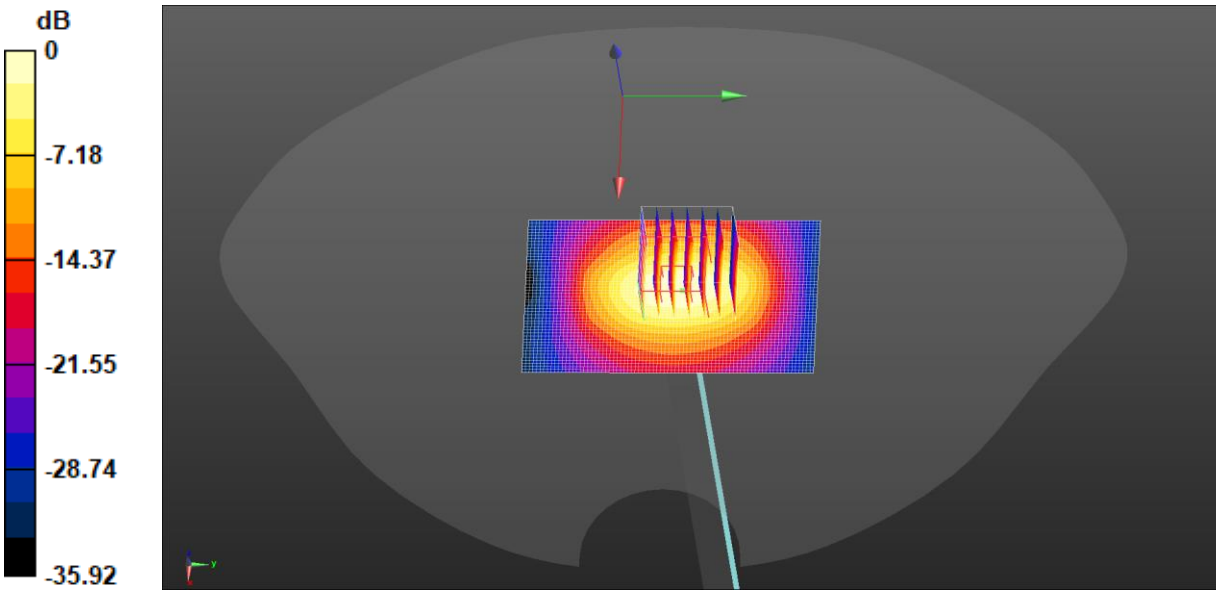


0 dB = 3.52 W/kg = 5.47 dBW/kg

Test Laboratory: JYTSZ Date: 08.13.2024

**DUT: Dipole 2600 MHz; Type: D2600V2; Serial: SN:1114**

Communication System: UID 0, CW (0); Frequency: 2600 MHz;Duty Cycle: 1:1
Medium parameters used: f = 2600 MHz; $\sigma$ = 1.909 S/m; $\varepsilon_r$ = 39.676; $\rho$ = 1000 kg/m$^3$
Phantom section: Flat Section

DASY5 Configuration:

- Probe: EX3DV4 - SN7601; ConvF(7.6, 7.6, 7.6) @ 2600 MHz; Calibrated: 01.29.2024
- Sensor-Surface: 1.4mm (Mechanical Surface Detection)
- Electronics: DAE4 Sn1373; Calibrated: 11.27.2023
- Phantom: SAM-Twin; Type: QD 000 P40 CD; Serial: 1885
- Measurement SW: DASY52, Version 52.10 (4); SEMCAD X Version 14.6.14 (7501)

**System Performance Check at Frequency2600 MHz Head Tissue/d=10mm, Pin=40 mW, dist=1.4mm (EX-Probe)/Zoom Scan (7x7x7)/Cube 0:** Measurement grid: dx=5mm, dy=5mm, dz=5mm
Reference Value = 41.02 V/m; Power Drift = -0.06 dB
Peak SAR (extrapolated) = 4.48 W/kg
**SAR(1 g) = 2.14 W/kg; SAR(10 g) = 0.977 W/kg**
Smallest distance from peaks to all points 3 dB below = 9 mm
Ratio of SAR at M2 to SAR at M1 = 47.4%
Maximum value of SAR (measured) = 3.15 W/kg

**System Performance Check at Frequency2600 MHz Head Tissue/d=10mm, Pin=40 mW, dist=1.4mm (EX-Probe)/Area Scan (51x71x1):** Interpolated grid: dx=1.200 mm, dy=1.200 mm
Maximum value of SAR (interpolated) = 3.52 W/kg

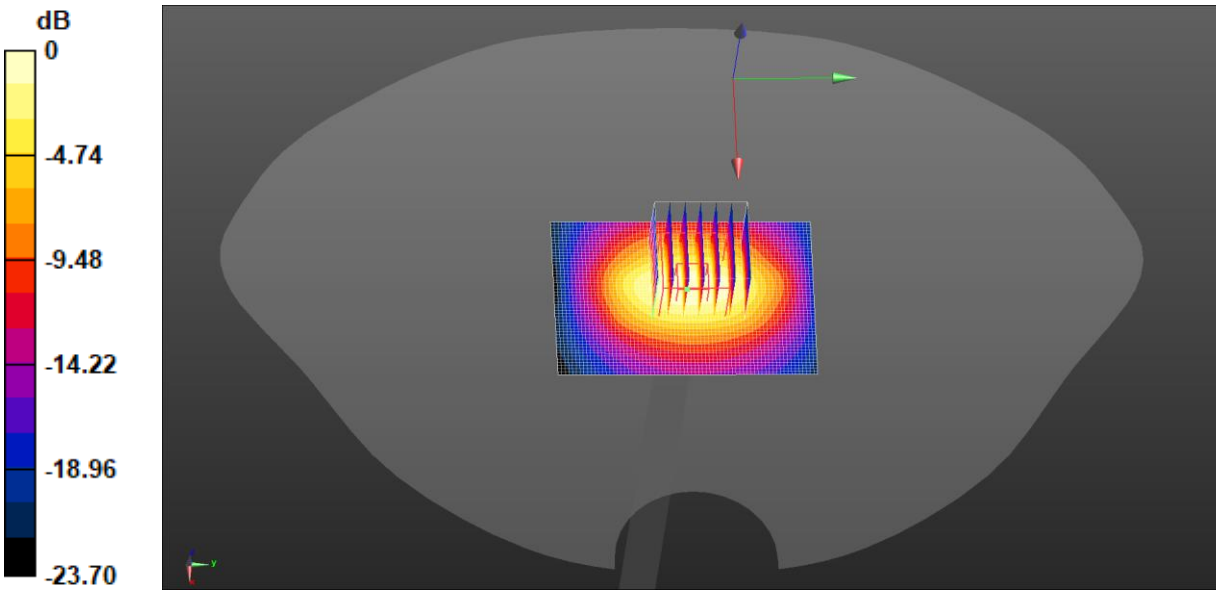


0 dB = 3.15 W/kg = 4.98 dBW/kg

Test Laboratory: JYTSZ Date: 08.16.2024

**DUT: Dipole D5GHzV2; Type: D5GHzV2; Serial: SN:1320**

Communication System: UID 0, CW (0); Frequency: 5200 MHz;Duty Cycle: 1:1
Medium parameters used: f = 5200 MHz; $\sigma$ = 4.546 S/m; $\varepsilon_r$ = 36.653; $\rho$ = 1000 kg/m$^3$
Phantom section: Flat Section

DASY5 Configuration:

- Probe: EX3DV4 - SN7601; ConvF(5.51, 5.51, 5.51) @ 5200 MHz; Calibrated: 01.29.2024
- Sensor-Surface: 1.4mm (Mechanical Surface Detection)
- Electronics: DAE4 Sn1373; Calibrated: 11.27.2023
- Phantom: SAM-Twin; Type: QD 000 P40 CD; Serial: 1885
- Measurement SW: DASY52, Version 52.10 (4); SEMCAD X Version 14.6.14 (7501)

**System Performance Check at Frequency5GHz Head Tissue/d=10mm, Pin=40 mW, dist=1.4mm (EX-Probe)/Area Scan (61x81x1):** Interpolated grid: dx=1.000 mm, dy=1.000 mm
Maximum value of SAR (interpolated) = 8.01 W/kg

**System Performance Check at Frequency5GHz Head Tissue/d=10mm, Pin=40 mW, dist=1.4mm (EX-Probe)/Zoom Scan (7x7x12)/Cube 0:** Measurement grid: dx=4mm, dy=4mm, dz=2mm
Reference Value = 38.62 V/m; Power Drift = -0.12 dB
Peak SAR (extrapolated) = 12.1 W/kg
**SAR(1 g) = 3.02 W/kg; SAR(10 g) = 0.881 W/kg**
Smallest distance from peaks to all points 3 dB below = 7.2 mm
Ratio of SAR at M2 to SAR at M1 = 55.5%
Maximum value of SAR (measured) = 7.83 W/kg

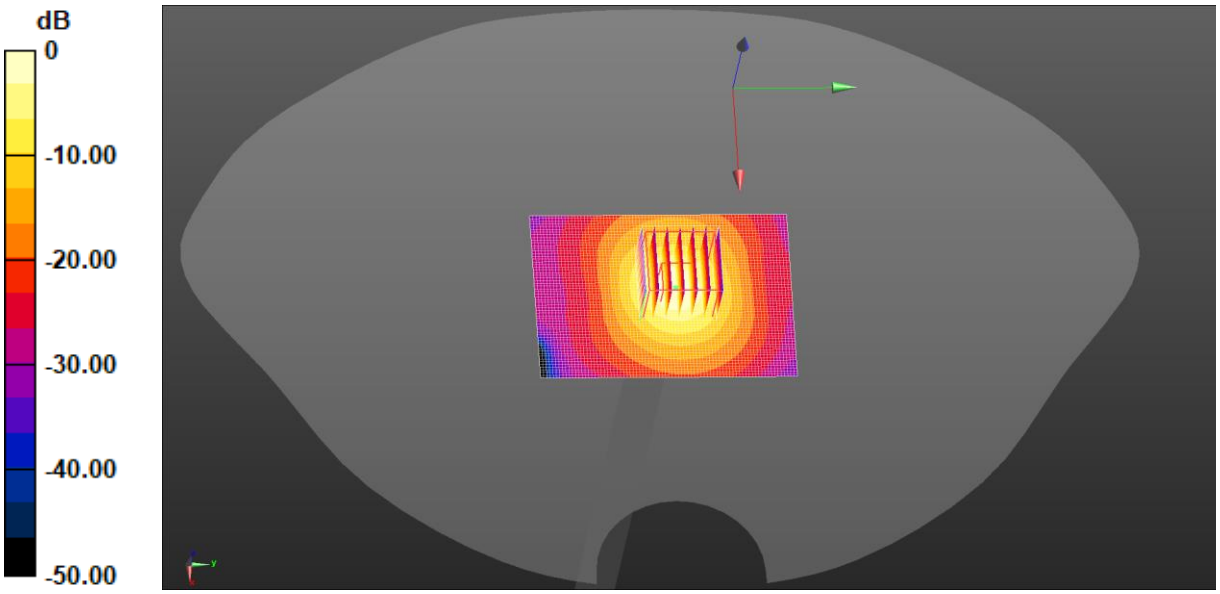


0 dB = 7.83 W/kg = 8.94 dBW/kg

Test Laboratory: JYTSZ Date: 08.19.2024

**DUT: Dipole D5GHzV2; Type: D5GHzV2; Serial: SN:1320**

Communication System: UID 0, CW (0); Frequency: 5300 MHz;Duty Cycle: 1:1
Medium parameters used: f = 5300 MHz; $\sigma$ = 4.647 S/m; $\varepsilon_r$ = 36.539; $\rho$ = 1000 kg/m$^3$
Phantom section: Flat Section

DASY5 Configuration:

- Probe: EX3DV4 - SN7601; ConvF(5.51, 5.51, 5.51) @ 5300 MHz; Calibrated: 01.29.2024
- Sensor-Surface: 1.4mm (Mechanical Surface Detection)
- Electronics: DAE4 Sn1373; Calibrated: 11.27.2023
- Phantom: SAM-Twin; Type: QD 000 P40 CD; Serial: 1885
- Measurement SW: DASY52, Version 52.10 (4); SEMCAD X Version 14.6.14 (7501)

**System Performance Check at Frequency5GHz Head Tissue/d=10mm, Pin=40 mW, dist=1.4mm (EX-Probe)/Area Scan (61x81x1):** Interpolated grid: dx=1.000 mm, dy=1.000 mm
Maximum value of SAR (interpolated) = 8.25 W/kg

**System Performance Check at Frequency5GHz Head Tissue/d=10mm, Pin=40 mW, dist=1.4mm (EX-Probe)/Zoom Scan (7x7x12)/Cube 0:** Measurement grid: dx=4mm, dy=4mm, dz=2mm
Reference Value = 41.16 V/m; Power Drift = -0.08 dB
Peak SAR (extrapolated) = 12.8 W/kg
**SAR(1 g) = 3.18 W/kg; SAR(10 g) = 0.914 W/kg**
Smallest distance from peaks to all points 3 dB below = 7.2 mm
Ratio of SAR at M2 to SAR at M1 = 54.6%
Maximum value of SAR (measured) = 8.03 W/kg

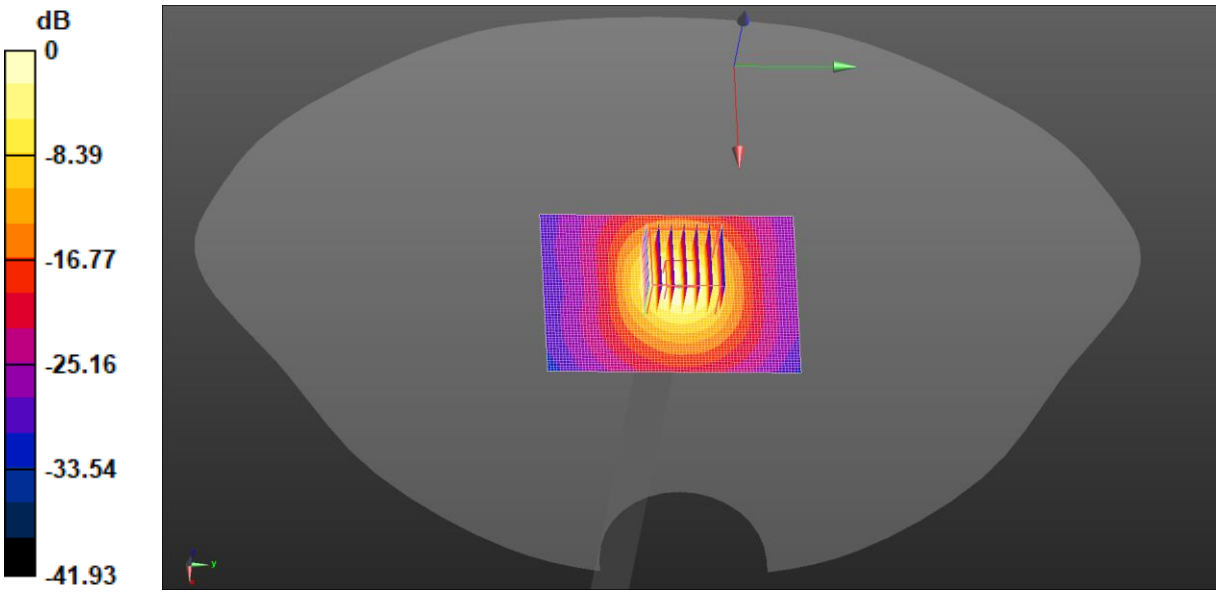


0 dB = 8.03 W/kg = 9.05 dBW/kg

Test Laboratory: JYTSZ Date: 08.22.2024

**DUT: Dipole D5GHzV2; Type: D5GHzV2; Serial: SN:1320**

Communication System: UID 0, CW (0); Frequency: 5600 MHz;Duty Cycle: 1:1
Medium parameters used: f = 5600 MHz; $\sigma$ = 4.947 S/m; $\varepsilon_r$ = 36.207; $\rho$ = 1000 kg/m$^3$
Phantom section: Flat Section

DASY5 Configuration:

- Probe: EX3DV4 - SN3924; ConvF(4.78, 4.78, 4.78) @ 5600 MHz; Calibrated: 03.20.2024
- Sensor-Surface: 1.4mm (Mechanical Surface Detection)
- Electronics: DAE4 Sn1373; Calibrated: 11.27.2023
- Phantom: SAM-Twin; Type: QD 000 P40 CD; Serial: 1885
- Measurement SW: DASY52, Version 52.10 (4); SEMCAD X Version 14.6.14 (7501)

**System Performance Check at Frequency5GHz Head Tissue/d=10mm, Pin=40 mW, dist=1.4mm (EX-Probe)/Area Scan (61x81x1):** Interpolated grid: dx=1.000 mm, dy=1.000 mm
Maximum value of SAR (interpolated) = 8.53 W/kg

**System Performance Check at Frequency5GHz Head Tissue/d=10mm, Pin=40 mW, dist=1.4mm (EX-Probe)/Zoom Scan (7x7x12)/Cube 0:** Measurement grid: dx=4mm, dy=4mm, dz=2mm
Reference Value = 45.07 V/m; Power Drift = 0.08 dB
Peak SAR (extrapolated) = 14.2 W/kg
**SAR(1 g) = 3.25 W/kg; SAR(10 g) = 0.936 W/kg**
Smallest distance from peaks to all points 3 dB below = 7.4 mm
Ratio of SAR at M2 to SAR at M1 = 51.8%
Maximum value of SAR (measured) = 8.53 W/kg

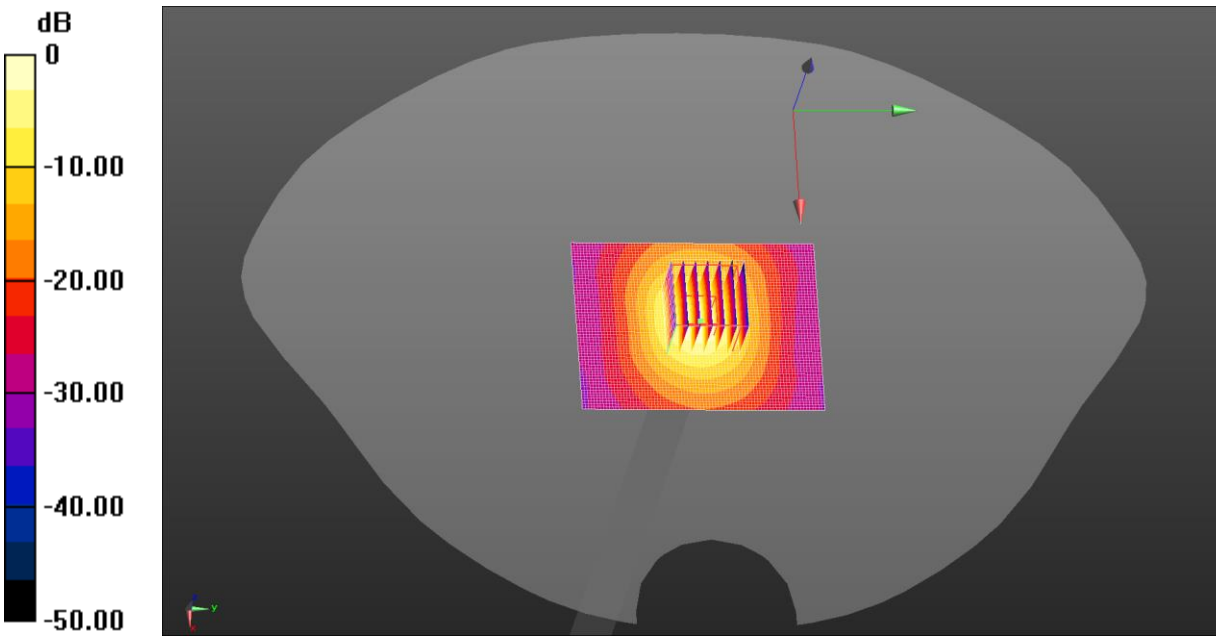


0 dB = 8.53 W/kg = 9.31 dBW/kg

Test Laboratory: JYTSZ Date: 08.25.2024

**DUT: Dipole D5GHzV2; Type: D5GHzV2; Serial: SN:1320**

Communication System: UID 0, CW (0); Frequency: 5800 MHz;Duty Cycle: 1:1
Medium parameters used: f = 5800 MHz; $\sigma$ = 5.149 S/m; $\varepsilon_r$ = 35.967; $\rho$ = 1000 kg/m$^3$
Phantom section: Flat Section

DASY5 Configuration:

- Probe: EX3DV4 - SN7601; ConvF(5.01, 5.01, 5.01) @ 5800 MHz; Calibrated: 01.29.2024
- Sensor-Surface: 1.4mm (Mechanical Surface Detection)
- Electronics: DAE4 Sn1373; Calibrated: 11.27.2023
- Phantom: SAM-Twin; Type: QD 000 P40 CD; Serial: 1885
- Measurement SW: DASY52, Version 52.10 (4); SEMCAD X Version 14.6.14 (7501)

**System Performance Check at Frequency5GHz Head Tissue/d=10mm, Pin=40 mW, dist=1.4mm (EX-Probe)/Area Scan (61x81x1):** Interpolated grid: dx=1.000 mm, dy=1.000 mm
Maximum value of SAR (interpolated) = 8.42 W/kg

**System Performance Check at Frequency5GHz Head Tissue/d=10mm, Pin=40 mW, dist=1.4mm (EX-Probe)/Zoom Scan (7x7x12)/Cube 0:** Measurement grid: dx=4mm, dy=4mm, dz=2mm
Reference Value = 38.74 V/m; Power Drift = 0.13 dB
Peak SAR (extrapolated) = 14.1 W/kg
**SAR(1 g) = 3.11 W/kg; SAR(10 g) = 0.902 W/kg**
Smallest distance from peaks to all points 3 dB below = 7.4 mm
Ratio of SAR at M2 to SAR at M1 = 49.7%
Maximum value of SAR (measured) = 8.18 W/kg

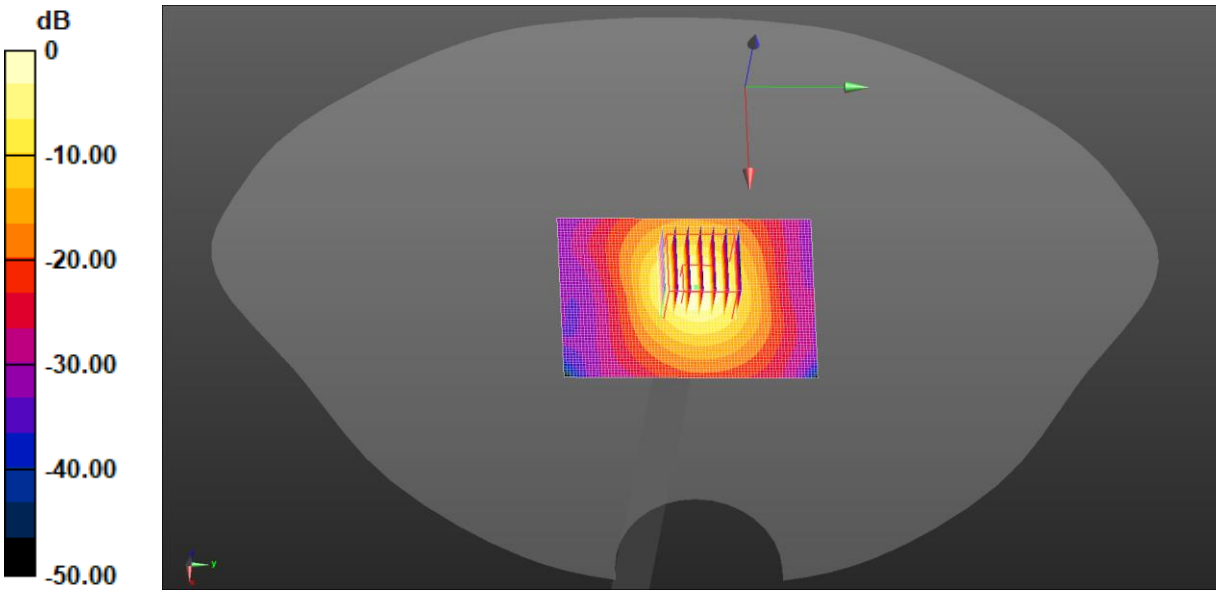


0 dB = 8.18 W/kg = 9.13 dBW/kg

# Appendix B: Plots of SAR Test Data

Test Laboratory: JYTSZ Date: 08.04.2024

**DUT: Mobile Phone; Type: X6532C; Serial: SZR142400082-3**

Communication System: UID 0, GSM (0); Frequency: 848.8 MHz;Duty Cycle: 1:8.30042
Medium parameters used (interpolated): f = 848.8 MHz; $\sigma$ = 0.898 S/m; $\varepsilon_r$ = 42.172; $\rho$ = 1000 kg/m$^3$
Phantom section: Right Section

DASY5 Configuration:

- Probe: EX3DV4 - SN7601; ConvF(10.3, 10.3, 10.3) @ 848.8 MHz; Calibrated: 01.29.2024
- Sensor-Surface: 1.4mm (Mechanical Surface Detection)
- Electronics: DAE4 Sn1373; Calibrated: 11.27.2023
- Phantom: SAM-Twin; Type: QD 000 P40 CD; Serial: 1885
- Measurement SW: DASY52, Version 52.10 (4); SEMCAD X Version 14.6.14 (7501)

**GSM 850 Right Cheek/High Channel/Area Scan (61x61x1):** Interpolated grid: dx=1.500 mm, dy=1.500 mm
Maximum value of SAR (interpolated) = 0.664 W/kg

**GSM 850 Right Cheek/High Channel/Zoom Scan (5x5x7)/Cube 0:** Measurement grid: dx=8mm, dy=8mm, dz=5mm
Reference Value = 19.13 V/m; Power Drift = 0.08 dB
Peak SAR (extrapolated) = 0.803 W/kg
**SAR(1 g) = 0.320 W/kg; SAR(10 g) = 0.176 W/kg**
Smallest distance from peaks to all points 3 dB below = 8.2 mm
Ratio of SAR at M2 to SAR at M1 = 37.8%
Maximum value of SAR (measured) = 0.507 W/kg

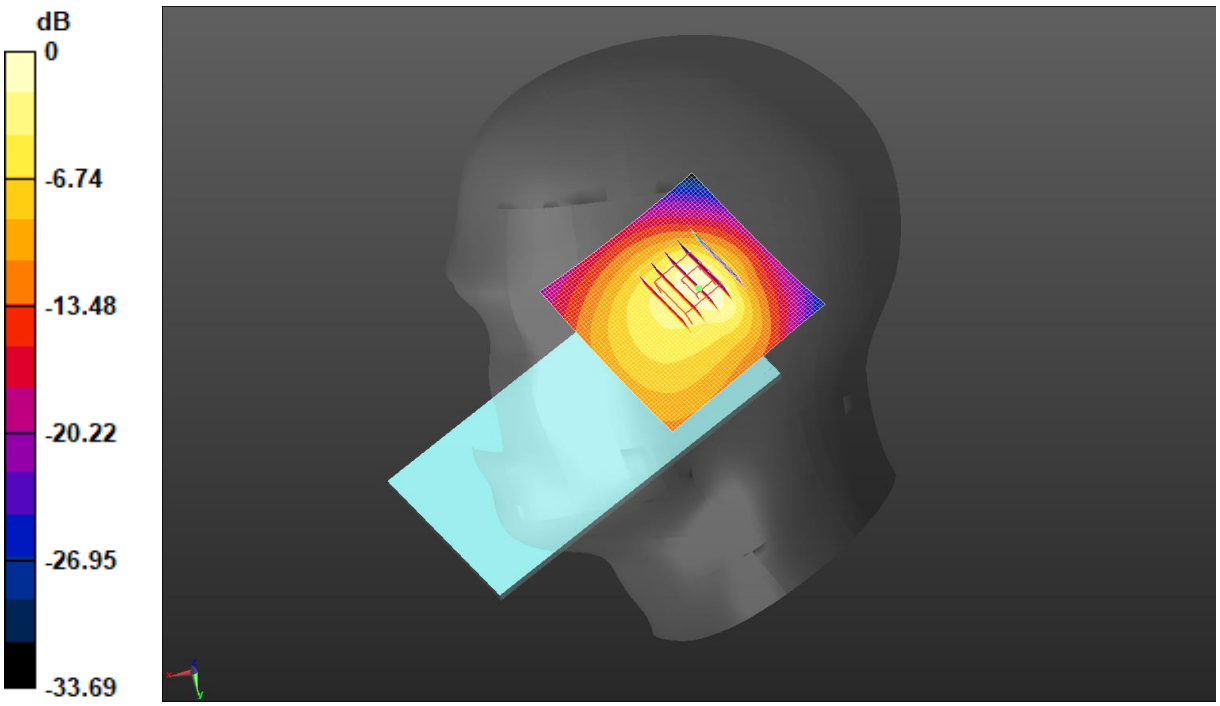


0 dB = 0.664 W/kg = -1.78 dBW/kg

Test Laboratory: JYTSZ Date: 08.10.2024

**DUT: Mobile Phone; Type: X6532C; Serial: SZR142400082-3**

Communication System: UID 0, GSM (0); Frequency: 1880 MHz;Duty Cycle: 1:8.30042
Medium parameters used: f = 1880 MHz; $\sigma$ = 1.361 S/m; $\varepsilon_r$ = 40.667; $\rho$ = 1000 kg/m$^3$
Phantom section: Right Section

DASY5 Configuration:

- Probe: EX3DV4 - SN7601; ConvF(8.44, 8.44, 8.44) @ 1880 MHz; Calibrated: 01.29.2024
- Sensor-Surface: 1.4mm (Mechanical Surface Detection)
- Electronics: DAE4 Sn1373; Calibrated: 11.27.2023
- Phantom: SAM-Twin; Type: QD 000 P40 CD; Serial: 1885
- Measurement SW: DASY52, Version 52.10 (4); SEMCAD X Version 14.6.14 (7501)

**GSM 1900 Right Tilted/Middle Channel/Area Scan (61x61x1):** Interpolated grid: dx=1.500 mm, dy=1.500 mm
Maximum value of SAR (interpolated) = 2.06 W/kg

**GSM 1900 Right Tilted/Middle Channel/Zoom Scan (5x5x7)/Cube 0:**
Measurement grid: dx=8mm, dy=8mm, dz=5mm
Reference Value = 35.10 V/m; Power Drift = 0.04 dB
Peak SAR (extrapolated) = 2.40 W/kg
**SAR(1 g) = 1.13 W/kg; SAR(10 g) = 0.517 W/kg**
Smallest distance from peaks to all points 3 dB below = 6.4 mm
Ratio of SAR at M2 to SAR at M1 = 47.4%
Maximum value of SAR (measured) = 1.93 W/kg




0 dB = 2.06 W/kg = 3.15 dBW/kg

Test Laboratory: JYTSZ Date: 08.10.2024

**DUT: Mobile Phone; Type: X6532C; Serial: SZR142400082-3**

Communication System: UID 0, UMTS-FDD(WCDMA) (0); Frequency: 1907.6 MHz;Duty Cycle: 1:1
Medium parameters used (interpolated): f = 1907.6 MHz; $\sigma$ = 1.36 S/m; $\varepsilon_r$ = 40.667; $\rho$ = 1000 kg/m$^3$
Phantom section: Right Section

DASY5 Configuration:

- Probe: EX3DV4 - SN7601; ConvF(8.44, 8.44, 8.44) @ 1907.6 MHz; Calibrated: 01.29.2024
- Sensor-Surface: 1.4mm (Mechanical Surface Detection)
- Electronics: DAE4 Sn1373; Calibrated: 11.27.2023
- Phantom: SAM-Twin; Type: QD 000 P40 CD; Serial: 1885
- Measurement SW: DASY52, Version 52.10 (4); SEMCAD X Version 14.6.14 (7501)

**WCDMA 1900 Right Tilted/High Channel/Area Scan (61x61x1):** Interpolated grid: dx=1.500 mm, dy=1.500 mm
Maximum value of SAR (interpolated) = 1.63 W/kg

**WCDMA 1900 Right Tilted/High Channel/Zoom Scan (5x5x7)/Cube 0:**
Measurement grid: dx=8mm, dy=8mm, dz=5mm
Reference Value = 26.21 V/m; Power Drift = 0.01 dB
Peak SAR (extrapolated) = 1.94 W/kg
**SAR(1 g) = 0.922 W/kg; SAR(10 g) = 0.421 W/kg**
Smallest distance from peaks to all points 3 dB below = 8 mm
Ratio of SAR at M2 to SAR at M1 = 50.1%
Maximum value of SAR (measured) = 1.41 W/kg

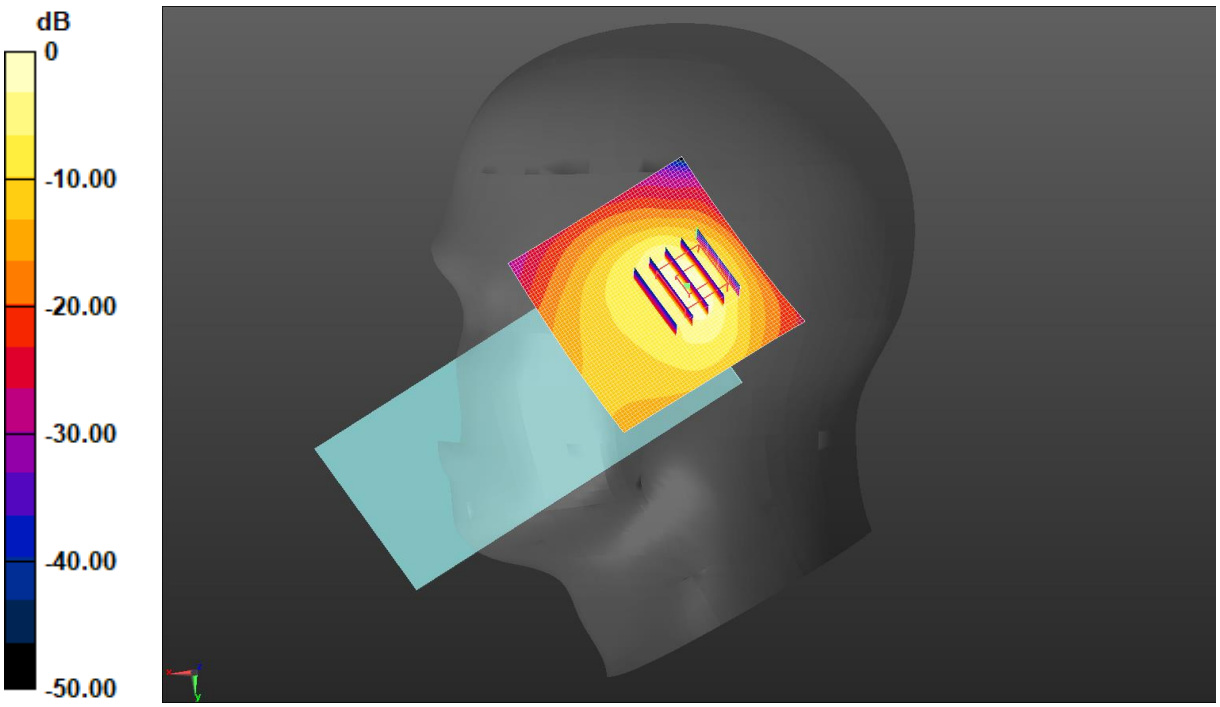


0 dB = 1.63 W/kg = 2.14 dBW/kg

Test Laboratory: JYTSZ Date: 08.07.2024

**DUT: Mobile Phone; Type: X6532C; Serial: SZR142400082-3**

Communication System: UID 0, UMTS-FDD(WCDMA) (0); Frequency: 1712.4 MHz;Duty Cycle: 1:1
Medium parameters used (interpolated): f = 1712.4 MHz; $\sigma$ = 1.313 S/m; $\varepsilon_r$ = 40.806; $\rho$ = 1000 kg/m$^3$
Phantom section: Right Section

DASY5 Configuration:

- Probe: EX3DV4 - SN7601; ConvF(8.73, 8.73, 8.73) @ 1712.4 MHz; Calibrated: 01.29.2024
- Sensor-Surface: 1.4mm (Mechanical Surface Detection)
- Electronics: DAE4 Sn1373; Calibrated: 11.27.2023
- Phantom: SAM-Twin; Type: QD 000 P40 CD; Serial: 1885
- Measurement SW: DASY52, Version 52.10 (4); SEMCAD X Version 14.6.14 (7501)

**WCDMA 1700 Right Tilted/Low Channel/Area Scan (61x61x1):** Interpolated grid: dx=1.500 mm, dy=1.500 mm
Maximum value of SAR (interpolated) = 1.37 W/kg
**WCDMA 1700 Right Tilted/Low Channel/Zoom Scan (5x5x7)/Cube 0:**
Measurement grid: dx=8mm, dy=8mm, dz=5mm
Reference Value = 25.66 V/m; Power Drift = 0.03 dB
Peak SAR (extrapolated) = 1.52 W/kg
**SAR(1 g) = 0.732 W/kg; SAR(10 g) = 0.342 W/kg**
Smallest distance from peaks to all points 3 dB below = 8 mm
Ratio of SAR at M2 to SAR at M1 = 51.4%
Maximum value of SAR (measured) = 1.07 W/kg




0 dB = 1.37 W/kg = 1.36 dBW/kg

Test Laboratory: JYTSZ Date: 08.04.2024

**DUT: Mobile Phone; Type: X6532C; Serial: SZR142400082-3**

Communication System: UID 0, UMTS-FDD(WCDMA) (0); Frequency: 846.6 MHz;Duty Cycle: 1:1
Medium parameters used (interpolated): f = 846.6 MHz; $\sigma$ = 0.897 S/m; $\varepsilon_r$ = 42.18; $\rho$ = 1000 kg/m$^3$
Phantom section: Right Section

DASY5 Configuration:

- Probe: EX3DV4 - SN7601; ConvF(10.3, 10.3, 10.3) @ 846.6 MHz; Calibrated: 01.29.2024
- Sensor-Surface: 1.4mm (Mechanical Surface Detection)
- Electronics: DAE4 Sn1373; Calibrated: 11.27.2023
- Phantom: SAM-Twin; Type: QD 000 P40 CD; Serial: 1885
- Measurement SW: DASY52, Version 52.10 (4); SEMCAD X Version 14.6.14 (7501)

**WCDMA 850 Right Tilted/High Channel/Area Scan (61x61x1):** Interpolated grid: dx=1.500 mm, dy=1.500 mm
Maximum value of SAR (interpolated) = 1.13 W/kg
**WCDMA 850 Right Tilted/High Channel/Zoom Scan (5x5x7)/Cube 0:**
Measurement grid: dx=8mm, dy=8mm, dz=5mm
Reference Value = 27.04 V/m; Power Drift = 0.03 dB
Peak SAR (extrapolated) = 1.43 W/kg
**SAR(1 g) = 0.529 W/kg; SAR(10 g) = 0.264 W/kg**
Smallest distance from peaks to all points 3 dB below = 8 mm
Ratio of SAR at M2 to SAR at M1 = 40.9%
Maximum value of SAR (measured) = 0.926 W/kg




0 dB = 1.13 W/kg = 0.54 dBW/kg

Test Laboratory: JYTSZ Date: 08.10.2024

**DUT: Mobile Phone; Type: X6532C; Serial: SZR142400082-3**

Communication System: UID 0, LTE-FDD(USA) 1RB QPSK (0); Frequency: 1900 MHz;Duty Cycle: 1:1
Medium parameters used: f = 1900 MHz; $\sigma$ = 1.36 S/m; $\varepsilon_r$ = 40.667; $\rho$ = 1000 kg/m$^3$
Phantom section: Right Section

DASY5 Configuration:

- Probe: EX3DV4 - SN7601; ConvF(8.44, 8.44, 8.44) @ 1900 MHz; Calibrated: 01.29.2024
- Sensor-Surface: 1.4mm (Mechanical Surface Detection)
- Electronics: DAE4 Sn1373; Calibrated: 11.27.2023
- Phantom: SAM-Twin; Type: QD 000 P40 CD; Serial: 1885
- Measurement SW: DASY52, Version 52.10 (4); SEMCAD X Version 14.6.14 (7501)

## LTE Band 2 1RB(20MHz) Right Tilted/High Channel/Area Scan (61x61x1):

Interpolated grid: dx=1.500 mm, dy=1.500 mm
Maximum value of SAR (interpolated) = 1.39 W/kg

## LTE Band 2 1RB(20MHz) Right Tilted/High Channel/Zoom Scan (5x5x7)/Cube 0:

Measurement grid: dx=8mm, dy=8mm, dz=5mm
Reference Value = 25.01 V/m; Power Drift = 0.18 dB
Peak SAR (extrapolated) = 1.64 W/kg
**SAR(1 g) = 0.802 W/kg; SAR(10 g) = 0.379 W/kg**
Smallest distance from peaks to all points 3 dB below = 8 mm
Ratio of SAR at M2 to SAR at M1 = 53.3%
Maximum value of SAR (measured) = 1.20 W/kg




0 dB = 1.39 W/kg = 1.43 dBW/kg

Test Laboratory: JYTSZ Date: 08.07.2024

**DUT: Mobile Phone; Type: X6532C; Serial: SZR142400082-3**

Communication System: UID 0, LTE-FDD(USA) 1RB QPSK (0); Frequency: 1720 MHz;Duty Cycle: 1:1
Medium parameters used: f = 1720 MHz; $\sigma$ = 1.318 S/m; $\varepsilon_r$ = 40.794; $\rho$ = 1000 kg/m$^3$
Phantom section: Right Section

DASY5 Configuration:

- Probe: EX3DV4 - SN7601; ConvF(8.73, 8.73, 8.73) @ 1720 MHz; Calibrated: 01.29.2024
- Sensor-Surface: 1.4mm (Mechanical Surface Detection)
- Electronics: DAE4 Sn1373; Calibrated: 11.27.2023
- Phantom: SAM-Twin; Type: QD 000 P40 CD; Serial: 1885
- Measurement SW: DASY52, Version 52.10 (4); SEMCAD X Version 14.6.14 (7501)

## LTE Band 4 1RB(20MHz) Right Tilted/Low Channel/Area Scan (61x61x1):

Interpolated grid: dx=1.500 mm, dy=1.500 mm
Maximum value of SAR (interpolated) = 1.71 W/kg

## LTE Band 4 1RB(20MHz) Right Tilted/Low Channel/Zoom Scan (5x5x7)/Cube 0:

Measurement grid: dx=8mm, dy=8mm, dz=5mm
Reference Value = 30.88 V/m; Power Drift = 0.00 dB
Peak SAR (extrapolated) = 1.88 W/kg
**SAR(1 g) = 0.905 W/kg; SAR(10 g) = 0.420 W/kg**
Smallest distance from peaks to all points 3 dB below = 8 mm
Ratio of SAR at M2 to SAR at M1 = 49.1%
Maximum value of SAR (measured) = 1.44 W/kg




0 dB = 1.71 W/kg = 2.33 dBW/kg

Test Laboratory: JYTSZ Date: 08.04.2024

**DUT: Mobile Phone; Type: X6532C; Serial: SZR142400082-3**

Communication System: UID 0, LTE-FDD(USA) 1RB QPSK (0); Frequency: 829 MHz;Duty Cycle: 1:1
Medium parameters used (interpolated): f = 829 MHz; $\sigma$ = 0.891 S/m; $\varepsilon_r$ = 42.244; $\rho$ = 1000 kg/m$^3$
Phantom section: Right Section

DASY5 Configuration:

- Probe: EX3DV4 - SN7601; ConvF(10.3, 10.3, 10.3) @ 829 MHz; Calibrated: 01.29.2024
- Sensor-Surface: 1.4mm (Mechanical Surface Detection)
- Electronics: DAE4 Sn1373; Calibrated: 11.27.2023
- Phantom: SAM-Twin; Type: QD 000 P40 CD; Serial: 1885
- Measurement SW: DASY52, Version 52.10 (4); SEMCAD X Version 14.6.14 (7501)

## LTE Band 5 1RB(10MHz) Right Cheek/Low Channel/Area Scan (61x61x1):

Interpolated grid: dx=1.500 mm, dy=1.500 mm
Maximum value of SAR (interpolated) = 1.17 W/kg

## LTE Band 5 1RB(10MHz) Right Cheek/Low Channel/Zoom Scan (5x5x7)/Cube 0:

Measurement grid: dx=8mm, dy=8mm, dz=5mm
Reference Value = 27.31 V/m; Power Drift = 0.08 dB
Peak SAR (extrapolated) = 1.34 W/kg
**SAR(1 g) = 0.597 W/kg; SAR(10 g) = 0.340 W/kg**
Smallest distance from peaks to all points 3 dB below = 10.3 mm
Ratio of SAR at M2 to SAR at M1 = 47.1%
Maximum value of SAR (measured) = 0.972 W/kg

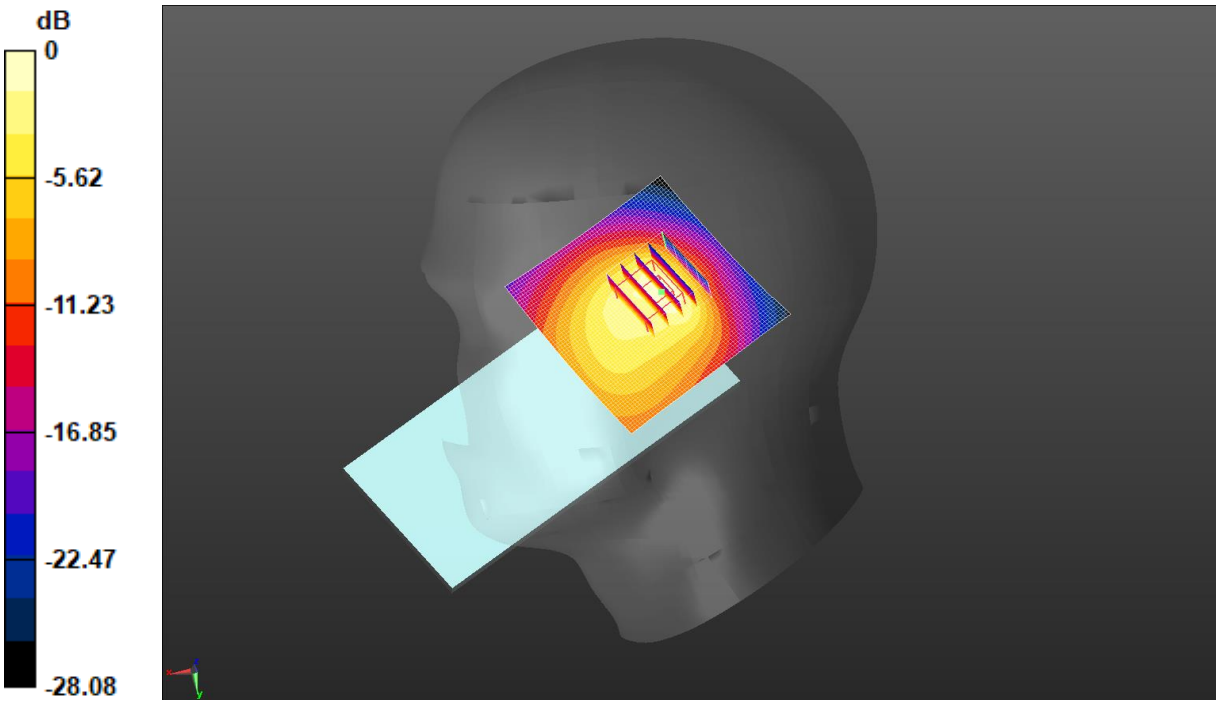


0 dB = 1.17 W/kg = 0.69 dBW/kg

Test Laboratory: JYTSZ Date: 08.13.2024

**DUT: Mobile Phone; Type: X6532C; Serial: SZR142400082-3**

Communication System: UID 0, LTE-FDD(USA) 1RB QPSK (0); Frequency: 2510 MHz;Duty Cycle: 1:1
Medium parameters used: f = 2510 MHz; $\sigma$ = 1.813 S/m; $\varepsilon_r$ = 39.791; $\rho$ = 1000 kg/m$^3$
Phantom section: Right Section

DASY5 Configuration:

- Probe: EX3DV4 - SN7601; ConvF(7.89, 7.89, 7.89) @ 2510 MHz; Calibrated: 01.29.2024
- Sensor-Surface: 1.4mm (Mechanical Surface Detection)
- Electronics: DAE4 Sn1373; Calibrated: 11.27.2023
- Phantom: SAM-Twin; Type: QD 000 P40 CD; Serial: 1885
- Measurement SW: DASY52, Version 52.10 (4); SEMCAD X Version 14.6.14 (7501)

## LTE Band 7 1RB(20MHz) Right Tilted/Low Channel/Area Scan (71x71x1):

Interpolated grid: dx=1.200 mm, dy=1.200 mm
Maximum value of SAR (interpolated) = 0.663 W/kg

## LTE Band 7 1RB(20MHz) Right Tilted/Low Channel/Zoom Scan (7x7x7)/Cube 0:

Measurement grid: dx=5mm, dy=5mm, dz=5mm
Reference Value = 12.39 V/m; Power Drift = 0.02 dB
Peak SAR (extrapolated) = 0.935 W/kg
**SAR(1 g) = 0.392 W/kg; SAR(10 g) = 0.195 W/kg**
Smallest distance from peaks to all points 3 dB below = 10.5 mm
Ratio of SAR at M2 to SAR at M1 = 36.1%
Maximum value of SAR (measured) = 0.666 W/kg

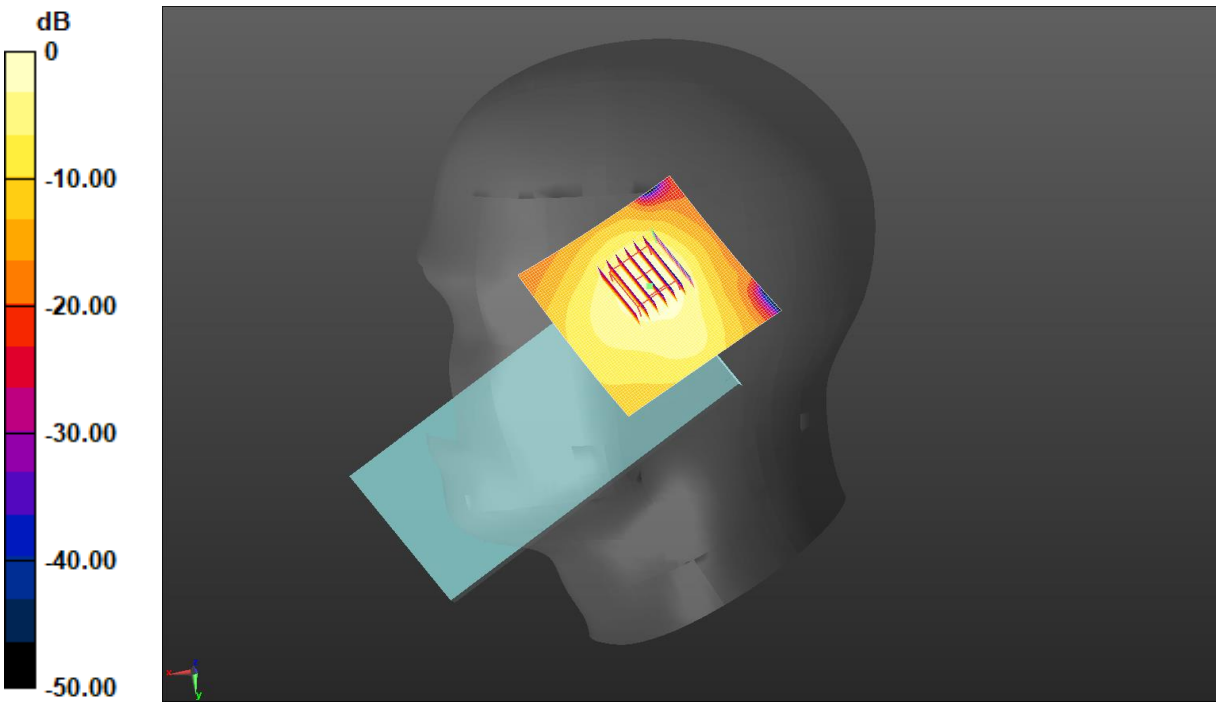


0 dB = 0.663 W/kg = -1.79 dBW/kg

Test Laboratory: JYTSZ Date: 08.13.2024

**DUT: Mobile Phone; Type: X6532C; Serial: SZR142400082-3**

Communication System: UID 0, LTE-TDD(USA) 20MHz 1RB QPSK (0); Frequency: 2645 MHz;Duty Cycle: 1:1.59956
Medium parameters used (interpolated): f = 2645 MHz; $\sigma$ = 1.957 S/m; $\varepsilon_r$ = 39.619; $\rho$ = 1000 kg/m$^3$
Phantom section: Right Section

DASY5 Configuration:

- Probe: EX3DV4 - SN7601; ConvF(7.6, 7.6, 7.6) @ 2645 MHz; Calibrated: 01.29.2024
- Sensor-Surface: 1.4mm (Mechanical Surface Detection)
- Electronics: DAE4 Sn1373; Calibrated: 11.27.2023
- Phantom: SAM-Twin; Type: QD 000 P40 CD; Serial: 1885
- Measurement SW: DASY52, Version 52.10 (4); SEMCAD X Version 14.6.14 (7501)

**LTE Band 41 1RB(20MHz) Right Tilted/High Channel/Area Scan (71x71x1):**
Interpolated grid: dx=1.200 mm, dy=1.200 mm
Maximum value of SAR (interpolated) = 0.341 W/kg
**LTE Band 41 1RB(20MHz) Right Tilted/High Channel/Zoom Scan (7x7x7)/Cube 0:** Measurement grid: dx=5mm, dy=5mm, dz=5mm
Reference Value = 11.54 V/m; Power Drift = 0.12 dB
Peak SAR (extrapolated) = 0.532 W/kg
**SAR(1 g) = 0.206 W/kg; SAR(10 g) = 0.094 W/kg**
Smallest distance from peaks to all points 3 dB below = 8.3 mm
Ratio of SAR at M2 to SAR at M1 = 36.4%
Maximum value of SAR (measured) = 0.384 W/kg




0 dB = 0.341 W/kg = -4.68 dBW/kg

Test Laboratory: JYTSZ Date: 08.13.2024

**DUT: Mobile Phone; Type: X6532C; Serial: SZR142400082-2**

Communication System: UID 0, IEEE 802.11b WiFi 2.4 GHz (DSSS, 1 Mbps) (0);
Frequency: 2437 MHz;Duty Cycle: 1:1
Medium parameters used (interpolated): f = 2437 MHz; $\sigma$ = 1.737 S/m; $\varepsilon_r$ = 39.89; $\rho$ = 1000 kg/m$^3$
Phantom section: Left Section

DASY5 Configuration:

- Probe: EX3DV4 - SN7601; ConvF(7.89, 7.89, 7.89) @ 2437 MHz; Calibrated: 01.29.2024
- Sensor-Surface: 1.4mm (Mechanical Surface Detection)
- Electronics: DAE4 Sn1373; Calibrated: 11.27.2023
- Phantom: SAM-Twin; Type: QD 000 P40 CD; Serial: 1885
- Measurement SW: DASY52, Version 52.10 (4); SEMCAD X Version 14.6.14 (7501)

**2.4G WiFi Left Cheek/Middle Channel/Area Scan (81x81x1):** Interpolated grid: dx=1.200 mm, dy=1.200 mm
Maximum value of SAR (interpolated) = 0.497 W/kg

**2.4G WiFi Left Cheek/Middle Channel/Zoom Scan (7x7x7)/Cube 0:**
Measurement grid: dx=5mm, dy=5mm, dz=5mm
Reference Value = 6.640 V/m; Power Drift = 0.07 dB
Peak SAR (extrapolated) = 0.583 W/kg
**SAR(1 g) = 0.236 W/kg; SAR(10 g) = 0.112 W/kg**
Smallest distance from peaks to all points 3 dB below = 7 mm
Ratio of SAR at M2 to SAR at M1 = 36.2%
Maximum value of SAR (measured) = 0.411 W/kg




0 dB = 0.497 W/kg = -3.04 dBW/kg

Test Laboratory: JYTSZ Date: 08.16.2024

**DUT: Mobile Phone; Type: X6532C; Serial: SZR142400082-2**

Communication System: UID 0, IEEE 802.11a WiFi 5GHz (0); Frequency: 5240 MHz;Duty Cycle: 1:1
Medium parameters used: f = 5240 MHz; $\sigma$ = 4.586 S/m; $\varepsilon_r$ = 36.607; $\rho$ = 1000 kg/m$^3$
Phantom section: Left Section

DASY5 Configuration:

- Probe: EX3DV4 - SN7601; ConvF(5.51, 5.51, 5.51) @ 5240 MHz; Calibrated: 01.29.2024
- Sensor-Surface: 1.4mm (Mechanical Surface Detection)
- Electronics: DAE4 Sn1373; Calibrated: 11.27.2023
- Phantom: SAM-Twin; Type: QD 000 P40 CD; Serial: 1885
- Measurement SW: DASY52, Version 52.10 (4); SEMCAD X Version 14.6.14 (7501)

**5.2G WiFi Left Cheek/High Channel/Area Scan (91x91x1):** Interpolated grid: dx=1.000 mm, dy=1.000 mm
Maximum value of SAR (interpolated) = 0.743 W/kg

**5.2G WiFi Left Cheek/High Channel/Zoom Scan (7x7x12)/Cube 0:** Measurement grid: dx=4mm, dy=4mm, dz=2mm
Reference Value = 2.626 V/m; Power Drift = 0.01 dB
Peak SAR (extrapolated) = 1.12 W/kg
**SAR(1 g) = 0.284 W/kg; SAR(10 g) = 0.092 W/kg**
Smallest distance from peaks to all points 3 dB below = 7 mm
Ratio of SAR at M2 to SAR at M1 = 51.7%
Maximum value of SAR (measured) = 0.680 W/kg

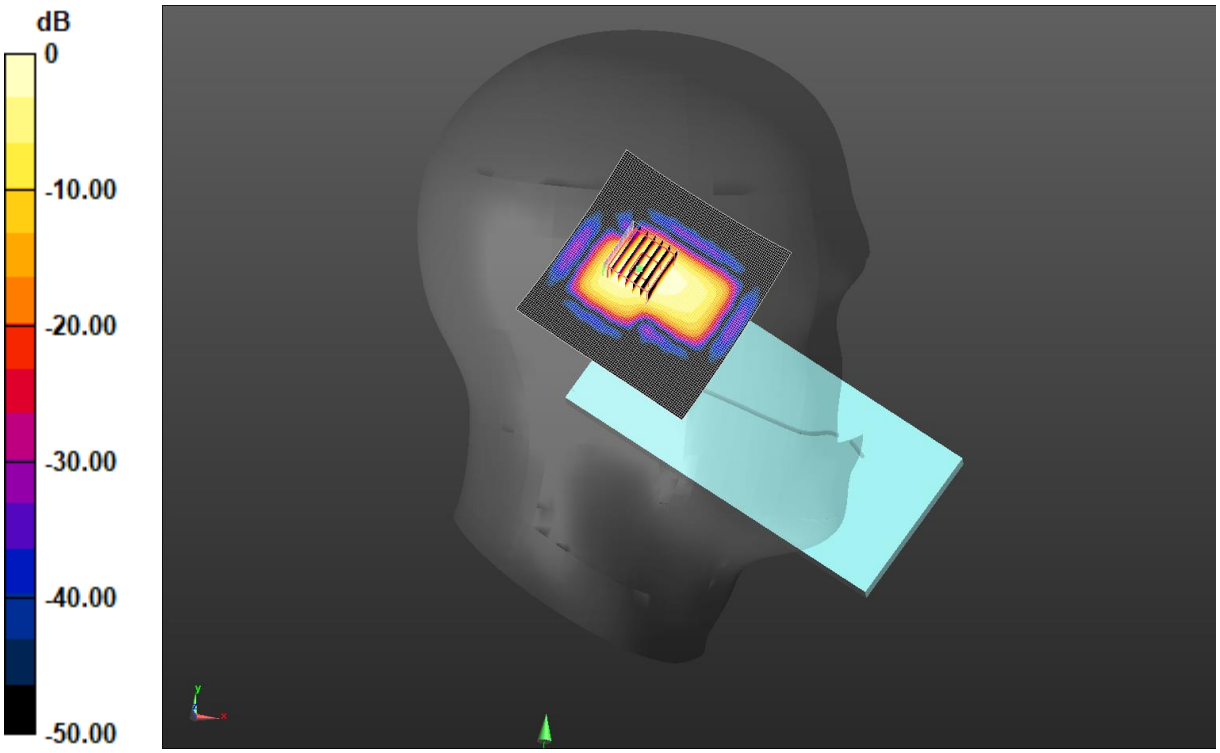


0 dB = 0.680 W/kg = -1.67 dBW/kg

Test Laboratory: JYTSZ Date: 08.19.2024

**DUT: Mobile Phone; Type: X6532C; Serial: SZR142400082-2**

Communication System: UID 0, IEEE 802.11a WiFi 5GHz (0); Frequency: 5280 MHz;Duty Cycle: 1:1
Medium parameters used: f = 5280 MHz; $\sigma$ = 4.627 S/m; $\varepsilon_r$ = 36.562; $\rho$ = 1000 kg/m$^3$
Phantom section: Left Section

DASY5 Configuration:

- Probe: EX3DV4 - SN7601; ConvF(5.51, 5.51, 5.51) @ 5280 MHz; Calibrated: 01.29.2024
- Sensor-Surface: 1.4mm (Mechanical Surface Detection)
- Electronics: DAE4 Sn1373; Calibrated: 11.27.2023
- Phantom: SAM-Twin; Type: QD 000 P40 CD; Serial: 1885
- Measurement SW: DASY52, Version 52.10 (4); SEMCAD X Version 14.6.14 (7501)

**5.3G WiFi Left Cheek/Middle Channel/Area Scan (91x91x1):** Interpolated grid: dx=1.000 mm, dy=1.000 mm
Maximum value of SAR (interpolated) = 0.927 W/kg

**5.3G WiFi Left Cheek/Middle Channel/Zoom Scan (7x7x12)/Cube 0:**
Measurement grid: dx=4mm, dy=4mm, dz=2mm
Reference Value = 4.014 V/m; Power Drift = -0.08 dB
Peak SAR (extrapolated) = 1.67 W/kg
**SAR(1 g) = 0.389 W/kg; SAR(10 g) = 0.123 W/kg**
Smallest distance from peaks to all points 3 dB below = 6.3 mm
Ratio of SAR at M2 to SAR at M1 = 50.1%
Maximum value of SAR (measured) = 0.990 W/kg

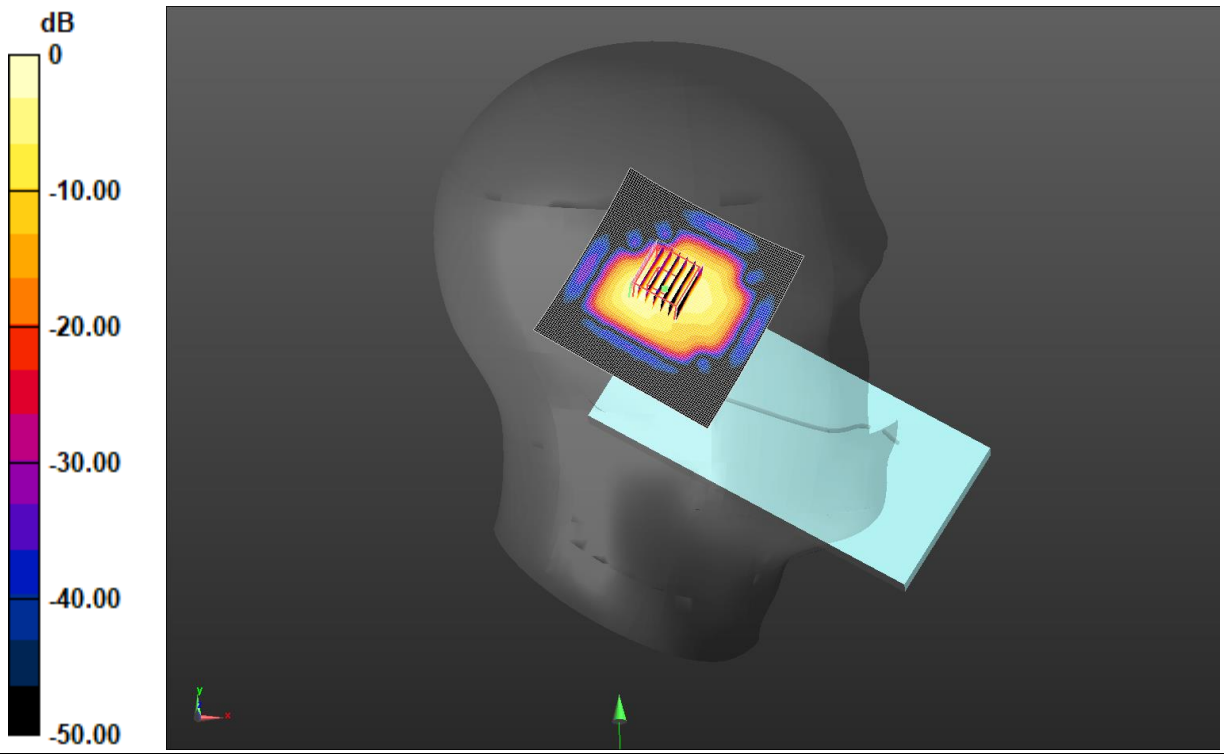


0 dB = 0.990 W/kg = -0.04 dBW/kg

Test Laboratory: JYTSZ Date: 08.22.2024

**DUT: Mobile Phone; Type: X6532C; Serial: SZR142400082-2**

Communication System: UID 0, IEEE 802.11a WiFi 5GHz (0); Frequency: 5500 MHz;Duty Cycle: 1:1
Medium parameters used: f = 5500 MHz; $\sigma$ = 4.847 S/m; $\varepsilon_r$ = 36.31; $\rho$ = 1000 kg/m$^3$
Phantom section: Left Section

DASY5 Configuration:

- Probe: EX3DV4 - SN3924; ConvF(4.78, 4.78, 4.78) @ 5500 MHz; Calibrated: 03.20.2024
- Sensor-Surface: 1.4mm (Mechanical Surface Detection)
- Electronics: DAE4 Sn1373; Calibrated: 11.27.2023
- Phantom: SAM-Twin; Type: QD 000 P40 CD; Serial: 1885
- Measurement SW: DASY52, Version 52.10 (4); SEMCAD X Version 14.6.14 (7501)

**5.6G WiFi Left Cheek/Low Channel/Area Scan (91x91x1):** Interpolated grid: dx=1.000 mm, dy=1.000 mm
Maximum value of SAR (interpolated) = 1.21 W/kg
**5.6G WiFi Left Cheek/Low Channel/Zoom Scan (7x7x12)/Cube 0:** Measurement grid: dx=4mm, dy=4mm, dz=2mm
Reference Value = 0 V/m; Power Drift = 0.00 dB
Peak SAR (extrapolated) = 1.51 W/kg
**SAR(1 g) = 0.340 W/kg; SAR(10 g) = 0.084 W/kg**
Smallest distance from peaks to all points 3 dB below = 5.1 mm
Ratio of SAR at M2 to SAR at M1 = 49.6%
Maximum value of SAR (measured) = 0.946 W/kg

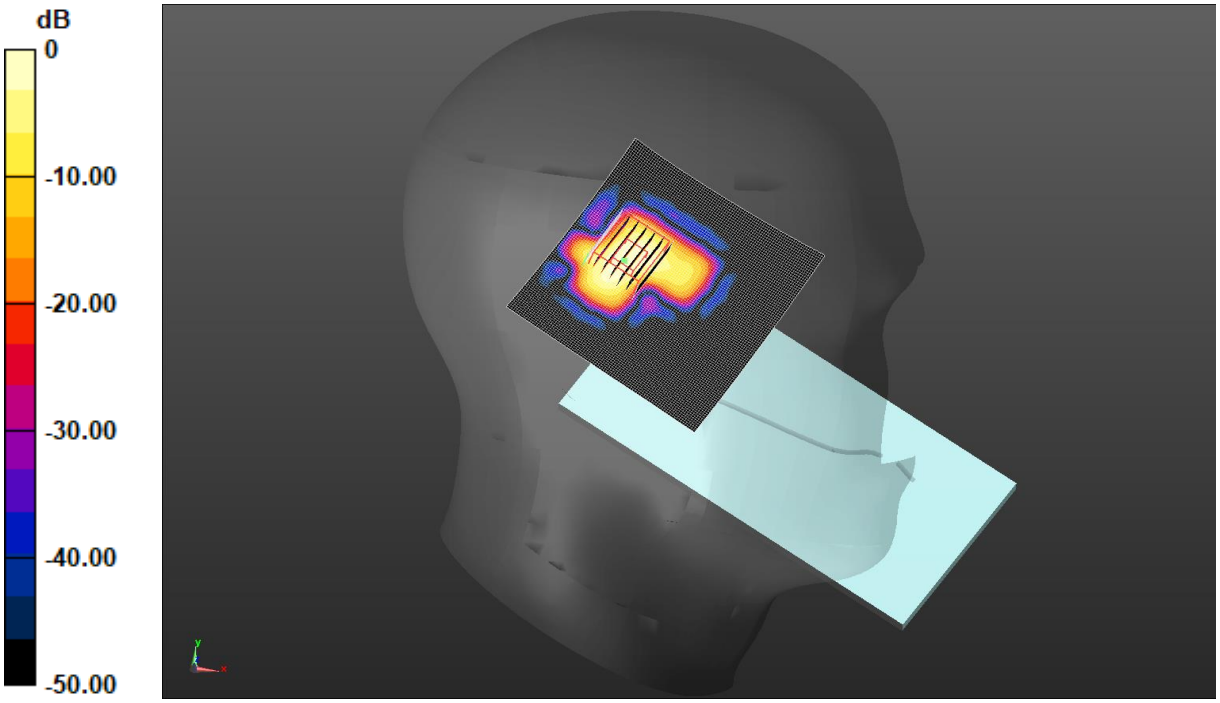


0 dB = 0.946 W/kg = -0.24 dBW/kg

Test Laboratory: JYTSZ Date: 08.25.2024

**DUT: Mobile Phone; Type: X6532C; Serial: SZR142400082-2**

Communication System: UID 0, IEEE 802.11a WiFi 5GHz (0); Frequency: 5785 MHz;Duty Cycle: 1:1
Medium parameters used (interpolated): f = 5785 MHz; $\sigma$ = 5.134 S/m; $\varepsilon_r$ = 35.984; $\rho$ = 1000 kg/m$^3$
Phantom section: Left Section

DASY5 Configuration:

- Probe: EX3DV4 - SN7601; ConvF(5.01, 5.01, 5.01) @ 5785 MHz; Calibrated: 01.29.2024
- Sensor-Surface: 1.4mm (Mechanical Surface Detection)
- Electronics: DAE4 Sn1373; Calibrated: 11.27.2023
- Phantom: SAM-Twin; Type: QD 000 P40 CD; Serial: 1885
- Measurement SW: DASY52, Version 52.10 (4); SEMCAD X Version 14.6.14 (7501)

**5.8G WiFi Left Cheek/Middle Channel/Area Scan (91x91x1):** Interpolated grid: dx=1.000 mm, dy=1.000 mm
Maximum value of SAR (interpolated) = 1.01 W/kg

**5.8G WiFi Left Cheek/Middle Channel/Zoom Scan (7x7x12)/Cube 0:**
Measurement grid: dx=4mm, dy=4mm, dz=2mm
Reference Value = 1.391 V/m; Power Drift = -0.06 dB
Peak SAR (extrapolated) = 1.72 W/kg
**SAR(1 g) = 0.353 W/kg; SAR(10 g) = 0.096 W/kg**
Smallest distance from peaks to all points 3 dB below = 5.7 mm
Ratio of SAR at M2 to SAR at M1 = 49.2%
Maximum value of SAR (measured) = 1.00 W/kg

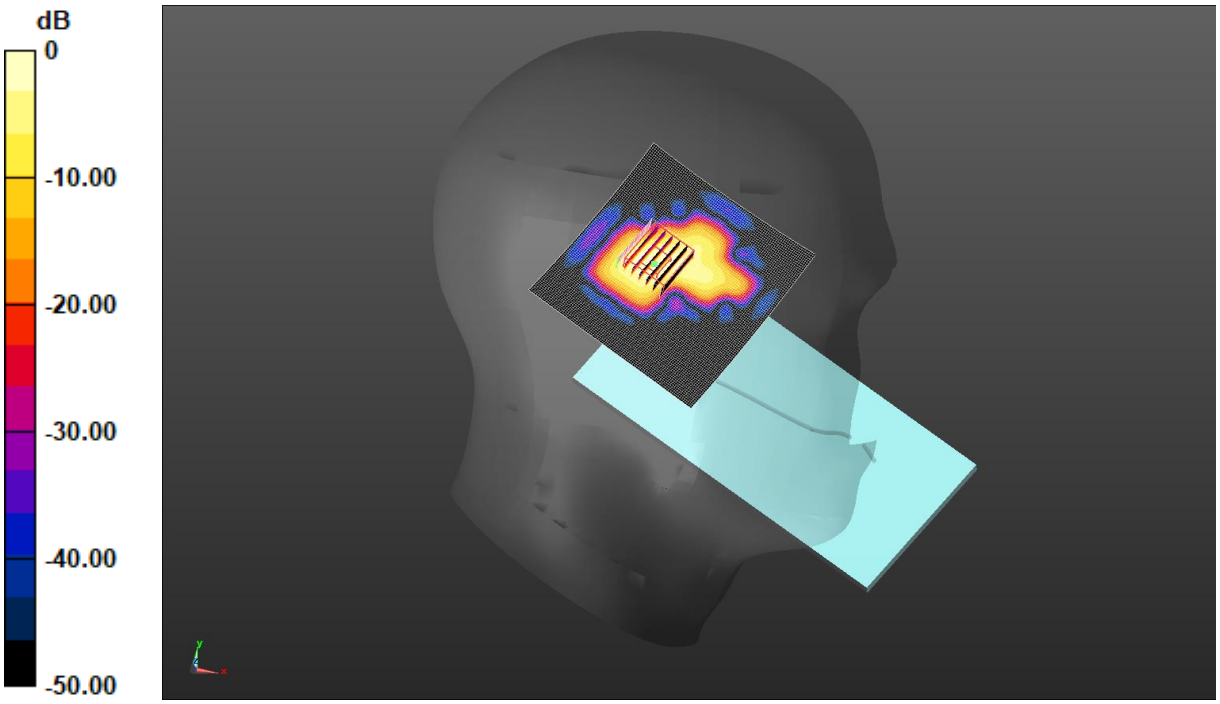


0 dB = 1.00 W/kg = 0.00 dBW/kg

Test Laboratory: JYTSZ Date: 08.13.2024

**DUT: Mobile Phone; Type: X6532C; Serial: SZR142400082-2**

Communication System: UID 0, Bluetooth (0); Frequency: 2402 MHz;Duty Cycle: 1:1
Medium parameters used (interpolated): f = 2402 MHz; $\sigma$ = 1.707 S/m; $\varepsilon_r$ = 39.953; $\rho$ = 1000 kg/m$^3$
Phantom section: Left Section

DASY5 Configuration:

- Probe: EX3DV4 - SN7601; ConvF(7.89, 7.89, 7.89) @ 2402 MHz; Calibrated: 01.29.2024
- Sensor-Surface: 1.4mm (Mechanical Surface Detection)
- Electronics: DAE4 Sn1373; Calibrated: 11.27.2023
- Phantom: SAM-Twin; Type: QD 000 P40 CD; Serial: 1885
- Measurement SW: DASY52, Version 52.10 (4); SEMCAD X Version 14.6.14 (7501)

**BT Left Cheek/Low Channel/Area Scan (81x81x1):** Interpolated grid: dx=1.200 mm, dy=1.200 mm
Maximum value of SAR (interpolated) = 0.0522 W/kg
**BT Left Cheek/Low Channel/Zoom Scan (7x7x7)/Cube 0:** Measurement grid: dx=5mm, dy=5mm, dz=5mm
Reference Value = 1.559 V/m; Power Drift = -0.02 dB
Peak SAR (extrapolated) = 0.0440 W/kg
**SAR(1 g) = 0.016 W/kg; SAR(10 g) = 0.00611 W/kg**
Smallest distance from peaks to all points 3 dB below: Larger than measurement grid (> 15 mm)
Ratio of SAR at M2 to SAR at M1 = 33.2%
Maximum value of SAR (measured) = 0.0318 W/kg




0 dB = 0.0522 W/kg = -12.82 dBW/kg

Test Laboratory: JYTSZ Date: 08.04.2024

**DUT: Mobile Phone; Type: X6532C; Serial: SZR142400082-2**

Communication System: UID 0, GPRS(2 Slots) (0); Frequency: 848.8 MHz;Duty Cycle: 1:4.10015
Medium parameters used (interpolated): f = 848.8 MHz; $\sigma$ = 0.898 S/m; $\varepsilon_r$ = 42.172; $\rho$ = 1000 kg/m$^3$
Phantom section: Flat Section

DASY5 Configuration:

- Probe: EX3DV4 - SN7601; ConvF(10.3, 10.3, 10.3) @ 848.8 MHz; Calibrated: 01.29.2024
- Sensor-Surface: 1.4mm (Mechanical Surface Detection)
- Electronics: DAE4 Sn1373; Calibrated: 11.27.2023
- Phantom: SAM-Twin; Type: QD 000 P40 CD; Serial: 1885
- Measurement SW: DASY52, Version 52.10 (4); SEMCAD X Version 14.6.14 (7501)

**GPRS 850 2Slots Body back/High Channel/Area Scan (61x71x1):** Interpolated grid: dx=1.500 mm, dy=1.500 mm
Maximum value of SAR (interpolated) = 0.394 W/kg

**GPRS 850 2Slots Body back/High Channel/Zoom Scan (5x5x7)/Cube 0:**
Measurement grid: dx=8mm, dy=8mm, dz=5mm
Reference Value = 12.41 V/m; Power Drift = 0.03 dB
Peak SAR (extrapolated) = 0.489 W/kg
**SAR(1 g) = 0.245 W/kg; SAR(10 g) = 0.137 W/kg**
Smallest distance from peaks to all points 3 dB below = 12.5 mm
Ratio of SAR at M2 to SAR at M1 = 49%
Maximum value of SAR (measured) = 0.391 W/kg

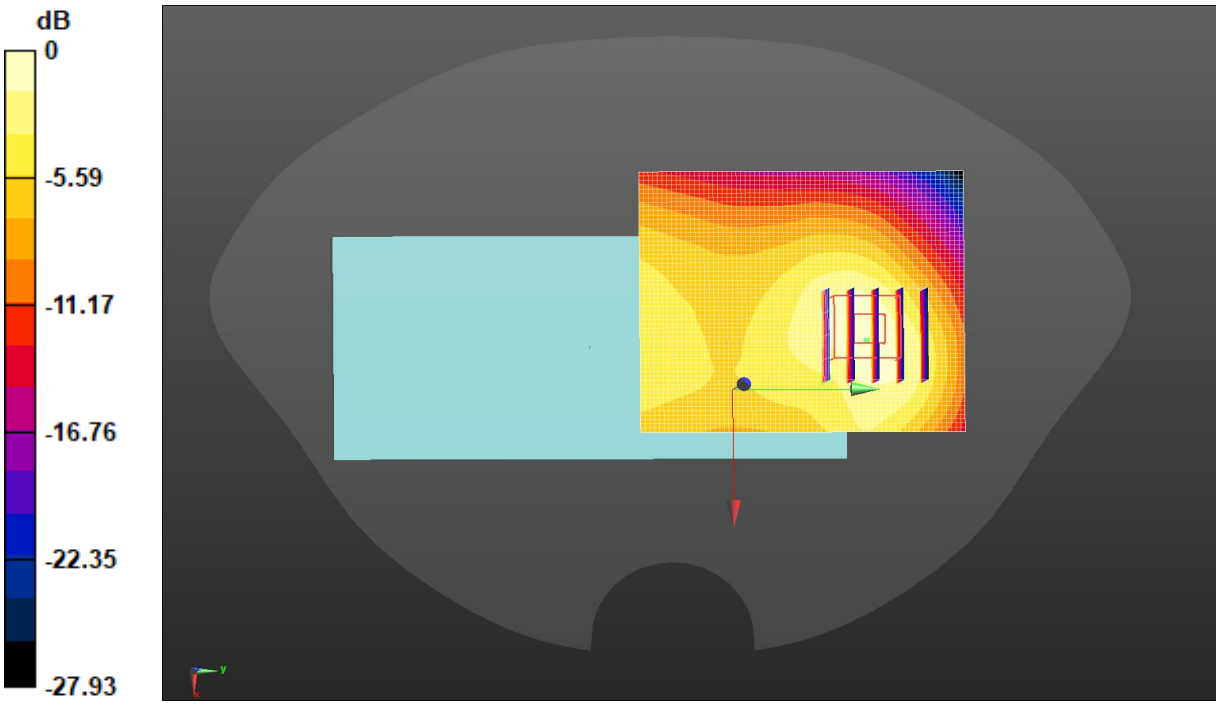


0 dB = 0.394 W/kg = -4.04 dBW/kg

Test Laboratory: JYTSZ Date: 08.10.2024

**DUT: Mobile Phone; Type: X6532C; Serial: SZR142400082-2**

Communication System: UID 0, GPRS(2 Slots) (0); Frequency: 1880 MHz;Duty Cycle: 1:4.10015
Medium parameters used: f = 1880 MHz; $\sigma$ = 1.361 S/m; $\varepsilon_r$ = 40.667; $\rho$ = 1000 kg/m$^3$
Phantom section: Flat Section

DASY5 Configuration:

- Probe: EX3DV4 - SN7601; ConvF(8.44, 8.44, 8.44) @ 1880 MHz; Calibrated: 01.29.2024
- Sensor-Surface: 1.4mm (Mechanical Surface Detection)
- Electronics: DAE4 Sn1373; Calibrated: 11.27.2023
- Phantom: SAM-Twin; Type: QD 000 P40 CD; Serial: 1885
- Measurement SW: DASY52, Version 52.10 (4); SEMCAD X Version 14.6.14 (7501)

## GPRS 1900 2Slots Body back/Middle Channel/Area Scan (71x81x1):

Interpolated grid: dx=1.500 mm, dy=1.500 mm
Maximum value of SAR (interpolated) = 0.831 W/kg

## GPRS 1900 2Slots Body back/Middle Channel/Zoom Scan (5x5x7)/Cube 0:

Measurement grid: dx=8mm, dy=8mm, dz=5mm
Reference Value = 12.29 V/m; Power Drift = 0.09 dB
Peak SAR (extrapolated) = 0.985 W/kg
**SAR(1 g) = 0.516 W/kg; SAR(10 g) = 0.287 W/kg**
Smallest distance from peaks to all points 3 dB below = 13.2 mm
Ratio of SAR at M2 to SAR at M1 = 52.1%
Maximum value of SAR (measured) = 0.781 W/kg

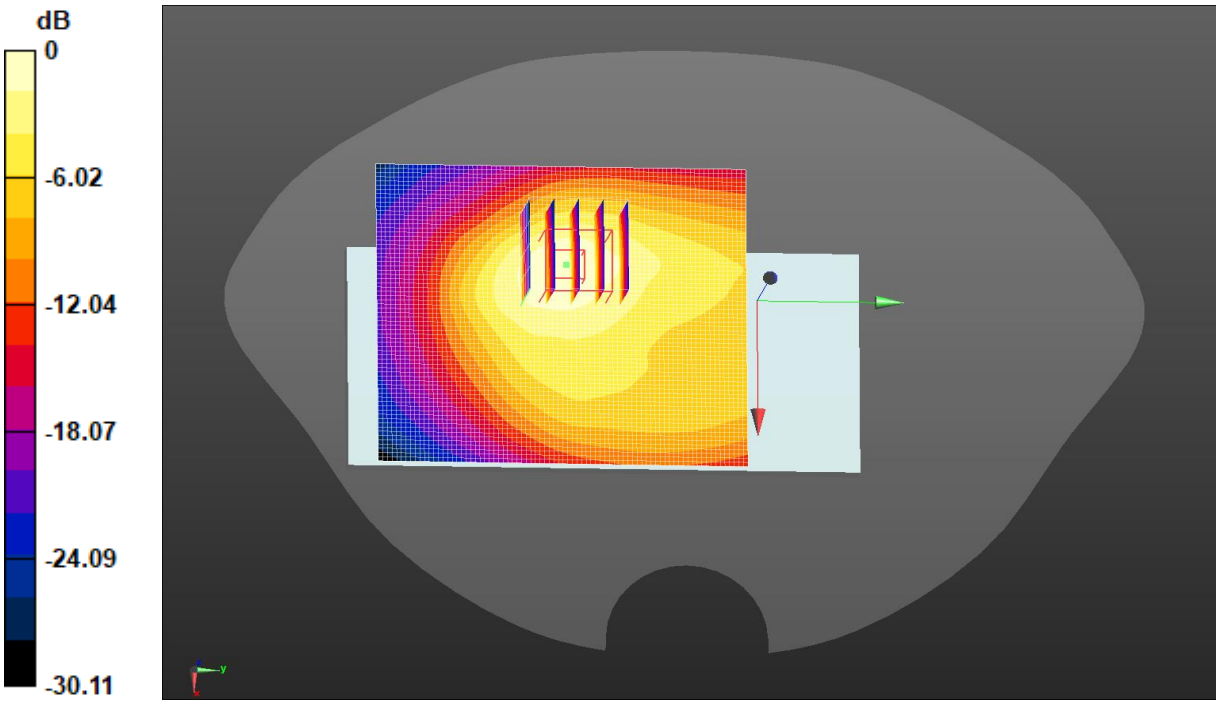


0 dB = 0.831 W/kg = -0.80 dBW/kg

Test Laboratory: JYTSZ Date: 08.10.2024

**DUT: Mobile Phone; Type: X6532C; Serial: SZR142400082-2**

Communication System: UID 0, UMTS-FDD(WCDMA) (0); Frequency: 1907.6 MHz;Duty Cycle: 1:1
Medium parameters used (interpolated): f = 1907.6 MHz; $\sigma$ = 1.36 S/m; $\varepsilon_r$ = 40.667; $\rho$ = 1000 kg/m$^3$
Phantom section: Flat Section

DASY5 Configuration:

- Probe: EX3DV4 - SN7601; ConvF(8.44, 8.44, 8.44) @ 1907.6 MHz; Calibrated: 01.29.2024
- Sensor-Surface: 1.4mm (Mechanical Surface Detection)
- Electronics: DAE4 Sn1373; Calibrated: 11.27.2023
- Phantom: SAM-Twin; Type: QD 000 P40 CD; Serial: 1885
- Measurement SW: DASY52, Version 52.10 (4); SEMCAD X Version 14.6.14 (7501)

**WCDMA 1900 Body Back/High Channel/Area Scan (71x81x1):** Interpolated grid: dx=1.500 mm, dy=1.500 mm
Maximum value of SAR (interpolated) = 1.06 W/kg
**WCDMA 1900 Body Back/High Channel/Zoom Scan (5x5x7)/Cube 0:**
Measurement grid: dx=8mm, dy=8mm, dz=5mm
Reference Value = 13.95 V/m; Power Drift = 0.01 dB
Peak SAR (extrapolated) = 1.26 W/kg
**SAR(1 g) = 0.663 W/kg; SAR(10 g) = 0.371 W/kg**
Smallest distance from peaks to all points 3 dB below = 12.2 mm
Ratio of SAR at M2 to SAR at M1 = 53.3%
Maximum value of SAR (measured) = 0.988 W/kg

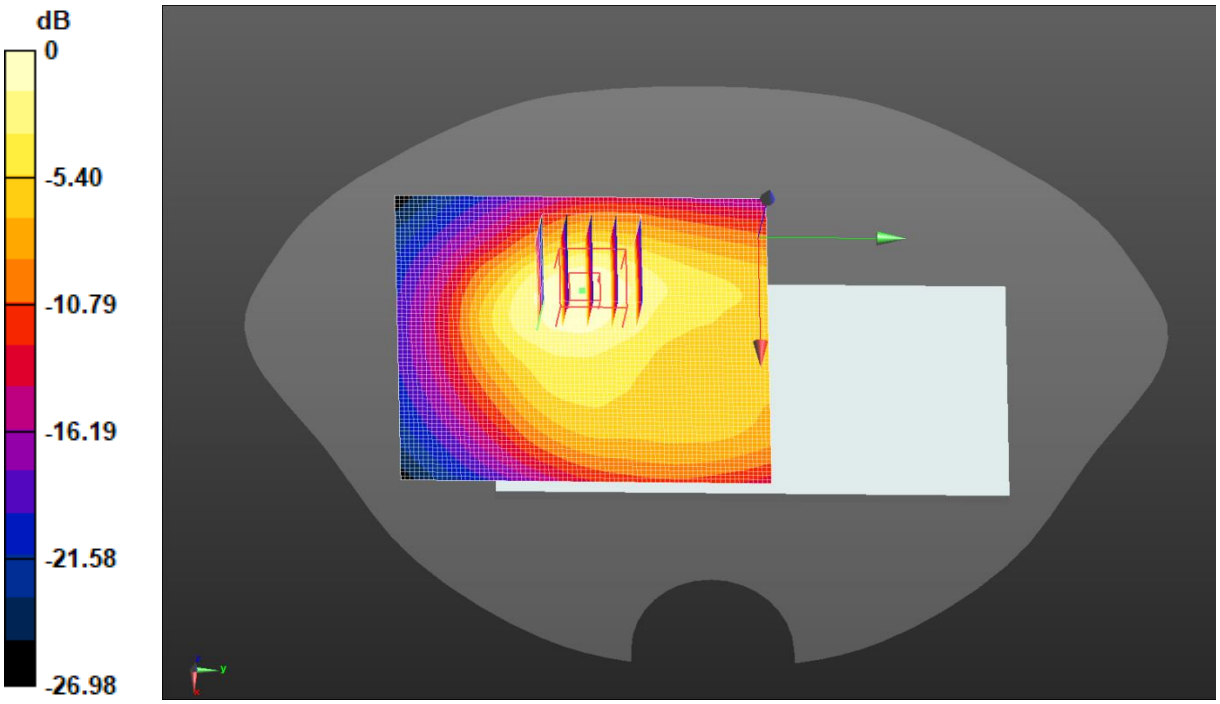


0 dB = 1.06 W/kg = 0.27 dBW/kg

Test Laboratory: JYTSZ Date: 08.07.2024

**DUT: Mobile Phone; Type: X6531B; Serial: SZR142400082-2**

Communication System: UID 0, UMTS-FDD(WCDMA) (0); Frequency: 1732.6 MHz;Duty Cycle: 1:1
Medium parameters used (interpolated): f = 1732.6 MHz; $\sigma$ = 1.325 S/m; $\varepsilon_r$ = 40.774; $\rho$ = 1000 kg/m$^3$
Phantom section: Flat Section

DASY5 Configuration:

- Probe: EX3DV4 - SN7601; ConvF(8.73, 8.73, 8.73) @ 1732.6 MHz; Calibrated: 01.29.2024
- Sensor-Surface: 1.4mm (Mechanical Surface Detection)
- Electronics: DAE4 Sn1373; Calibrated: 11.27.2023
- Phantom: SAM-Twin; Type: QD 000 P40 CD; Serial: 1885
- Measurement SW: DASY52, Version 52.10 (4); SEMCAD X Version 14.6.14 (7501)

**WCDMA 1700 Body Back/Middle Channel/Area Scan (61x71x1):** Interpolated grid: dx=1.500 mm, dy=1.500 mm
Maximum value of SAR (interpolated) = 0.608 W/kg
**WCDMA 1700 Body Back/Middle Channel/Zoom Scan (5x5x7)/Cube 0:**
Measurement grid: dx=8mm, dy=8mm, dz=5mm
Reference Value = 11.28 V/m; Power Drift = -0.01 dB
Peak SAR (extrapolated) = 0.720 W/kg
**SAR(1 g) = 0.410 W/kg; SAR(10 g) = 0.239 W/kg**
Smallest distance from peaks to all points 3 dB below = 11.6 mm
Ratio of SAR at M2 to SAR at M1 = 55.1%
Maximum value of SAR (measured) = 0.590 W/kg

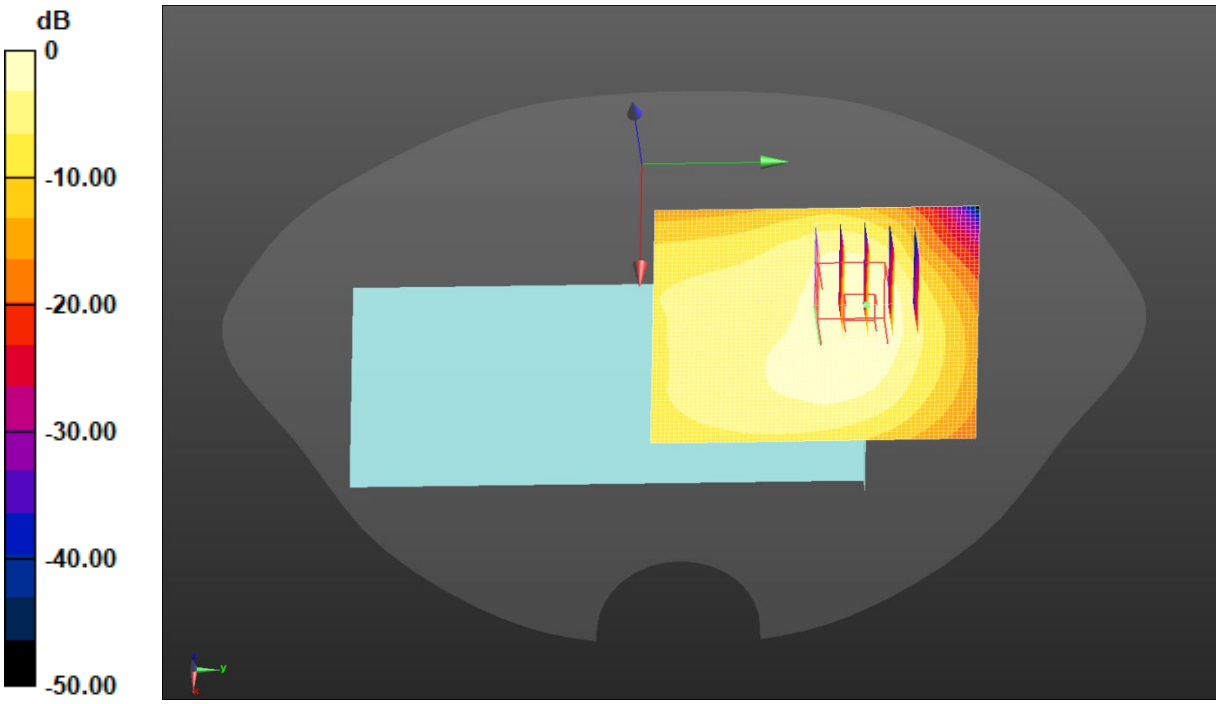


0 dB = 0.608 W/kg = -2.16 dBW/kg

Test Laboratory: JYTSZ Date: 08.04.2024

**DUT: Mobile Phone; Type: X6532C; Serial: SZR142400082-2**

Communication System: UID 0, UMTS-FDD(WCDMA) (0); Frequency: 846.6 MHz;Duty Cycle: 1:1
Medium parameters used (interpolated): f = 846.6 MHz; $\sigma$ = 0.897 S/m; $\varepsilon_r$ = 42.18; $\rho$ = 1000 kg/m$^3$
Phantom section: Flat Section

DASY5 Configuration:

- Probe: EX3DV4 - SN7601; ConvF(10.3, 10.3, 10.3) @ 846.6 MHz; Calibrated: 01.29.2024
- Sensor-Surface: 1.4mm (Mechanical Surface Detection)
- Electronics: DAE4 Sn1373; Calibrated: 11.27.2023
- Phantom: SAM-Twin; Type: QD 000 P40 CD; Serial: 1885
- Measurement SW: DASY52, Version 52.10 (4); SEMCAD X Version 14.6.14 (7501)

**WCDMA 850 Body Back/Highe Channel/Area Scan (61x71x1):** Interpolated grid: dx=1.500 mm, dy=1.500 mm
Maximum value of SAR (interpolated) = 0.248 W/kg
**WCDMA 850 Body Back/Highe Channel/Zoom Scan (5x5x7)/Cube 0:**
Measurement grid: dx=8mm, dy=8mm, dz=5mm
Reference Value = 9.939 V/m; Power Drift = -0.01 dB
Peak SAR (extrapolated) = 0.304 W/kg
**SAR(1 g) = 0.155 W/kg; SAR(10 g) = 0.088 W/kg**
Smallest distance from peaks to all points 3 dB below = 12.9 mm
Ratio of SAR at M2 to SAR at M1 = 50%
Maximum value of SAR (measured) = 0.244 W/kg

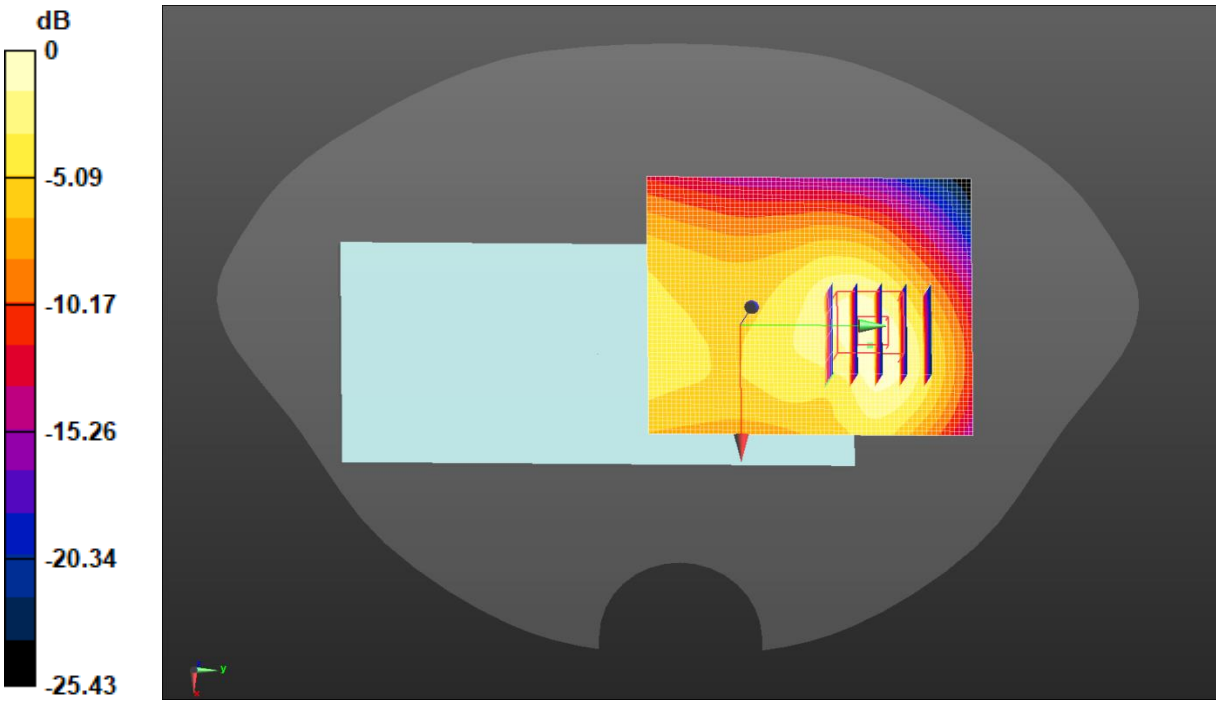


0 dB = 0.248 W/kg = -6.06 dBW/kg

Test Laboratory: JYTSZ Date: 08.10.2024

**DUT: Mobile Phone; Type: X6532C; Serial: SZR142400082-2**

Communication System: UID 0, LTE-FDD(USA) 1RB QPSK (0); Frequency: 1900 MHz;Duty Cycle: 1:1
Medium parameters used: f = 1900 MHz; $\sigma$ = 1.36 S/m; $\varepsilon_r$ = 40.667; $\rho$ = 1000 kg/m$^3$
Phantom section: Flat Section

DASY5 Configuration:

- Probe: EX3DV4 - SN7601; ConvF(8.44, 8.44, 8.44) @ 1900 MHz; Calibrated: 01.29.2024
- Sensor-Surface: 1.4mm (Mechanical Surface Detection)
- Electronics: DAE4 Sn1373; Calibrated: 11.27.2023
- Phantom: SAM-Twin; Type: QD 000 P40 CD; Serial: 1885
- Measurement SW: DASY52, Version 52.10 (4); SEMCAD X Version 14.6.14 (7501)

## LTE Band 2 1RB(20MHz) Body Back/High Channel/Area Scan (61x71x1):

Interpolated grid: dx=1.500 mm, dy=1.500 mm
Maximum value of SAR (interpolated) = 0.846 W/kg

## LTE Band 2 1RB(20MHz) Body Back/High Channel/Zoom Scan (5x5x7)/Cube 0:

Measurement grid: dx=8mm, dy=8mm, dz=5mm
Reference Value = 12.97 V/m; Power Drift = 0.19 dB
Peak SAR (extrapolated) = 1.06 W/kg
**SAR(1 g) = 0.565 W/kg; SAR(10 g) = 0.317 W/kg**
Smallest distance from peaks to all points 3 dB below = 12.2 mm
Ratio of SAR at M2 to SAR at M1 = 54%
Maximum value of SAR (measured) = 0.832 W/kg

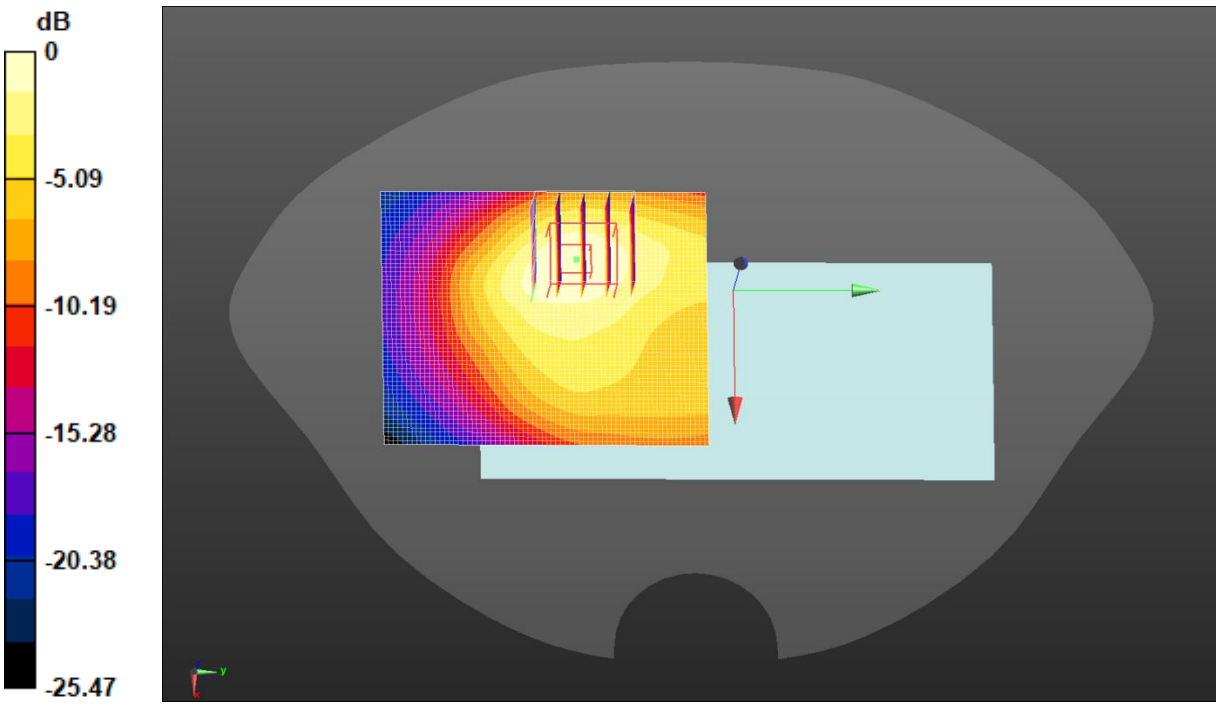


0 dB = 0.846 W/kg = -0.73 dBW/kg

Test Laboratory: JYTSZ Date: 08.07.2024

**DUT: Mobile Phone; Type: X6531B; Serial: SZR142400082-2**

Communication System: UID 0, LTE-FDD(USA) 1RB QPSK (0); Frequency: 1745 MHz;Duty Cycle: 1:1
Medium parameters used (interpolated): f = 1745 MHz; $\sigma$ = 1.332 S/m; $\varepsilon_r$ = 40.754; $\rho$ = 1000 kg/m$^3$
Phantom section: Flat Section

DASY5 Configuration:

- Probe: EX3DV4 - SN7601; ConvF(8.73, 8.73, 8.73) @ 1745 MHz; Calibrated: 01.29.2024
- Sensor-Surface: 1.4mm (Mechanical Surface Detection)
- Electronics: DAE4 Sn1373; Calibrated: 11.27.2023
- Phantom: SAM-Twin; Type: QD 000 P40 CD; Serial: 1885
- Measurement SW: DASY52, Version 52.10 (4); SEMCAD X Version 14.6.14 (7501)

## LTE Band 4 1RB(20MHz) Body Back/High Channel/Area Scan (61x71x1):

Interpolated grid: dx=1.500 mm, dy=1.500 mm
Maximum value of SAR (interpolated) = 0.654 W/kg

## LTE Band 4 1RB(20MHz) Body Back/High Channel/Zoom Scan (5x5x7)/Cube 0:

Measurement grid: dx=8mm, dy=8mm, dz=5mm
Reference Value = 10.62 V/m; Power Drift = 0.02 dB
Peak SAR (extrapolated) = 0.736 W/kg
**SAR(1 g) = 0.429 W/kg; SAR(10 g) = 0.256 W/kg**
Smallest distance from peaks to all points 3 dB below = 12.2 mm
Ratio of SAR at M2 to SAR at M1 = 57.6%
Maximum value of SAR (measured) = 0.608 W/kg




0 dB = 0.654 W/kg = -1.84 dBW/kg

Test Laboratory: JYTSZ Date: 08.04.2024

**DUT: Mobile Phone; Type: X6532C; Serial: SZR142400082-2**

Communication System: UID 0, LTE-FDD(USA) 1RB QPSK (0); Frequency: 829 MHz;Duty Cycle: 1:1
Medium parameters used (interpolated): f = 829 MHz; $\sigma$ = 0.891 S/m; $\varepsilon_r$ = 42.244; $\rho$ = 1000 kg/m$^3$
Phantom section: Flat Section

DASY5 Configuration:

- Probe: EX3DV4 - SN7601; ConvF(10.3, 10.3, 10.3) @ 829 MHz; Calibrated: 01.29.2024
- Sensor-Surface: 1.4mm (Mechanical Surface Detection)
- Electronics: DAE4 Sn1373; Calibrated: 11.27.2023
- Phantom: SAM-Twin; Type: QD 000 P40 CD; Serial: 1885
- Measurement SW: DASY52, Version 52.10 (4); SEMCAD X Version 14.6.14 (7501)

**LTE Band 5 1RB(10MHz) Body Back/Low Channel/Area Scan (71x81x1):**
Interpolated grid: dx=1.500 mm, dy=1.500 mm
Maximum value of SAR (interpolated) = 0.309 W/kg
**LTE Band 5 1RB(10MHz) Body Back/Low Channel/Zoom Scan (5x5x7)/Cube 0:** Measurement grid: dx=8mm, dy=8mm, dz=5mm
Reference Value = 11.54 V/m; Power Drift = 0.16 dB
Peak SAR (extrapolated) = 0.380 W/kg
**SAR(1 g) = 0.196 W/kg; SAR(10 g) = 0.121 W/kg**
Smallest distance from peaks to all points 3 dB below = 12.5 mm
Ratio of SAR at M2 to SAR at M1 = 55.2%
Maximum value of SAR (measured) = 0.284 W/kg

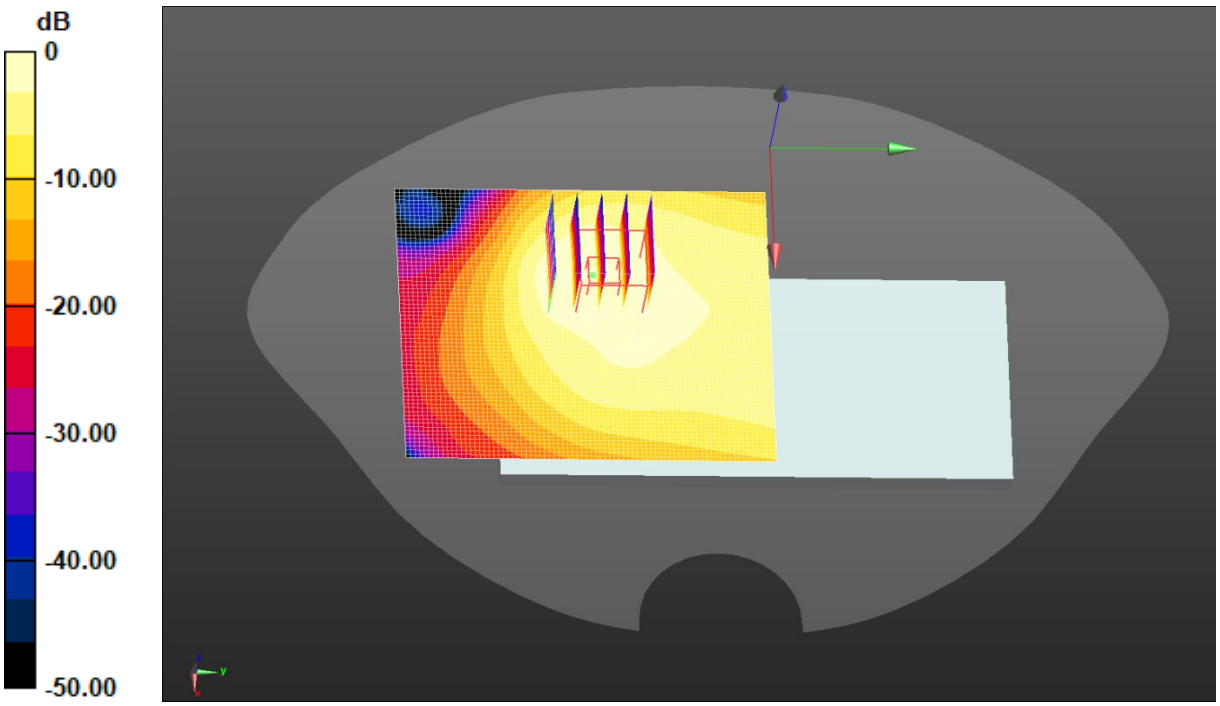


0 dB = 0.309 W/kg = -5.10 dBW/kg

Test Laboratory: JYTSZ Date: 08.13.2024

**DUT: Mobile Phone; Type: X6532C; Serial: SZR142400082-2**

Communication System: UID 0, LTE-FDD(USA) 1RB QPSK (0); Frequency: 2510 MHz;Duty Cycle: 1:1
Medium parameters used: f = 2510 MHz; $\sigma$ = 1.813 S/m; $\varepsilon_r$ = 39.791; $\rho$ = 1000 kg/m$^3$
Phantom section: Flat Section

DASY5 Configuration:

- Probe: EX3DV4 - SN7601; ConvF(7.89, 7.89, 7.89) @ 2510 MHz; Calibrated: 01.29.2024
- Sensor-Surface: 1.4mm (Mechanical Surface Detection)
- Electronics: DAE4 Sn1373; Calibrated: 11.27.2023
- Phantom: SAM-Twin; Type: QD 000 P40 CD; Serial: 1885
- Measurement SW: DASY52, Version 52.10 (4); SEMCAD X Version 14.6.14 (7501)

**LTE Band 7 1RB(20MHz) Body Back/Low Channel/Area Scan (81x101x1):**
Interpolated grid: dx=1.200 mm, dy=1.200 mm
Maximum value of SAR (interpolated) = 0.744 W/kg
**LTE Band 7 1RB(20MHz) Body Back/Low Channel/Zoom Scan (7x7x7)/Cube 0:** Measurement grid: dx=5mm, dy=5mm, dz=5mm
Reference Value = 7.320 V/m; Power Drift = -0.05 dB
Peak SAR (extrapolated) = 0.921 W/kg
**SAR(1 g) = 0.426 W/kg; SAR(10 g) = 0.216 W/kg**
Smallest distance from peaks to all points 3 dB below = 11.4 mm
Ratio of SAR at M2 to SAR at M1 = 44.8%
Maximum value of SAR (measured) = 0.725 W/kg

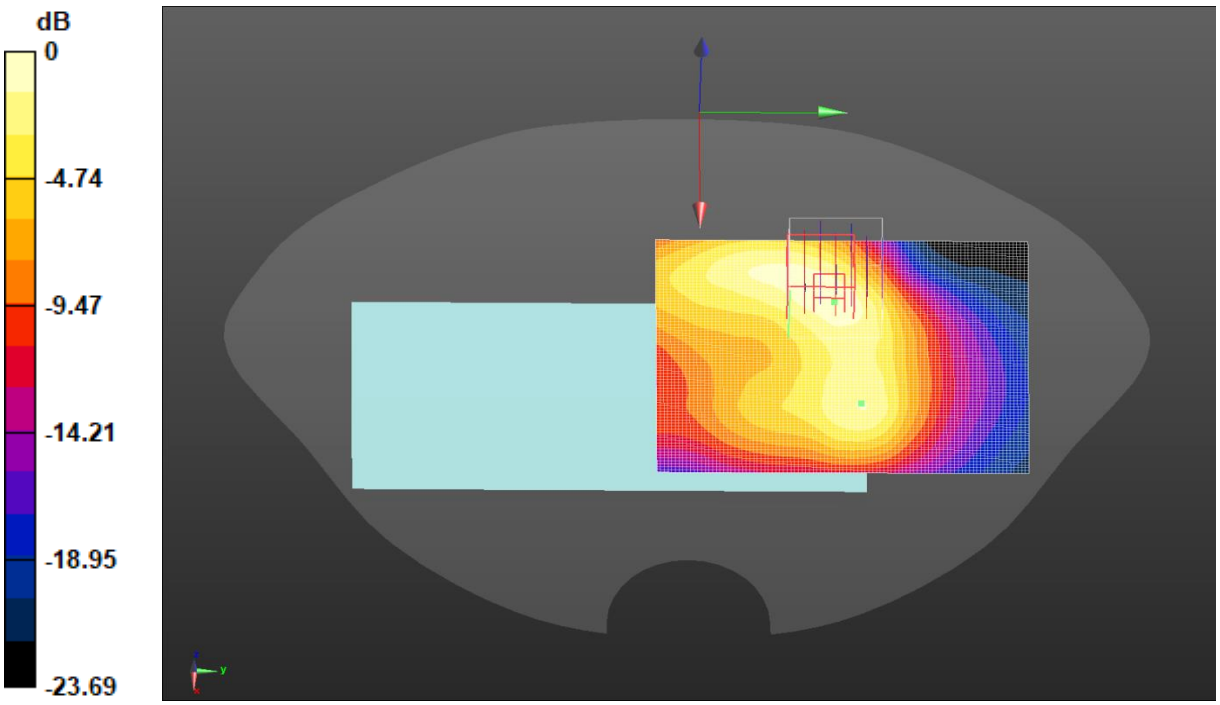


0 dB = 0.744 W/kg = -1.28 dBW/kg

Test Laboratory: JYTSZ Date: 08.13.2024

**DUT: Mobile Phone; Type: X6532C; Serial: SZR142400082-2**

Communication System: UID 0, LTE-TDD(USA) 20MHz 1RB QPSK (0); Frequency: 2545 MHz;Duty Cycle: 1:1.59956
Medium parameters used (interpolated): f = 2545 MHz; $\sigma$ = 1.85 S/m; $\varepsilon_r$ = 39.746; $\rho$ = 1000 kg/m$^3$
Phantom section: Flat Section

DASY5 Configuration:

- Probe: EX3DV4 - SN7601; ConvF(7.89, 7.89, 7.89) @ 2545 MHz; Calibrated: 01.29.2024
- Sensor-Surface: 1.4mm (Mechanical Surface Detection)
- Electronics: DAE4 Sn1373; Calibrated: 11.27.2023
- Phantom: SAM-Twin; Type: QD 000 P40 CD; Serial: 1885
- Measurement SW: DASY52, Version 52.10 (4); SEMCAD X Version 14.6.14 (7501)

**LTE Band 41 1RB(20MHz) Body Back/Low Channel/Area Scan (81x111x1):**
Interpolated grid: dx=1.200 mm, dy=1.200 mm
Maximum value of SAR (interpolated) = 0.329 W/kg
**LTE Band 41 1RB(20MHz) Body Back/Low Channel/Zoom Scan (7x7x7)/Cube 0:** Measurement grid: dx=5mm, dy=5mm, dz=5mm
Reference Value = 2.609 V/m; Power Drift = 0.04 dB
Peak SAR (extrapolated) = 0.414 W/kg
**SAR(1 g) = 0.204 W/kg; SAR(10 g) = 0.106 W/kg**
Smallest distance from peaks to all points 3 dB below = 13.4 mm
Ratio of SAR at M2 to SAR at M1 = 47.4%
Maximum value of SAR (measured) = 0.330 W/kg

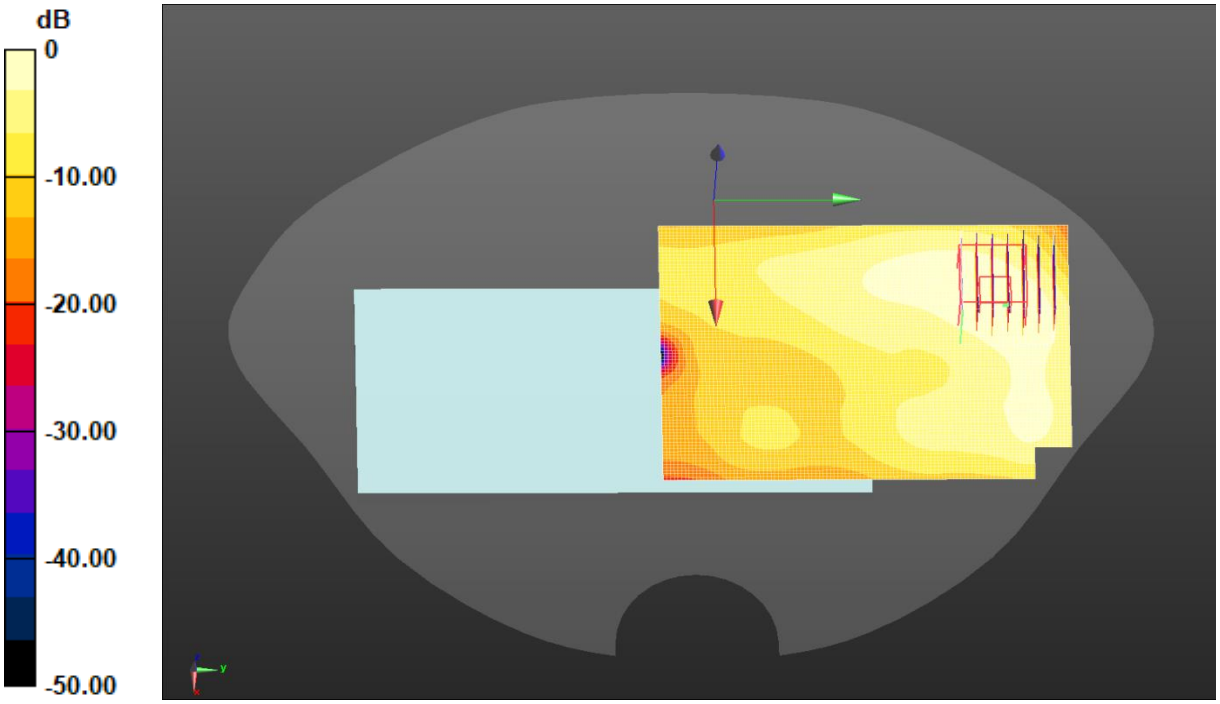


0 dB = 0.329 W/kg = -4.82 dBW/kg

Test Laboratory: JYTSZ Date: 08.13.2024

**DUT: Mobile Phone; Type: X6532C; Serial: SZR142400082-2**

Communication System: UID 0, IEEE 802.11b WiFi 2.4 GHz (DSSS, 1 Mbps) (0);
Frequency: 2437 MHz;Duty Cycle: 1:1
Medium parameters used (interpolated): f = 2437 MHz; $\sigma$ = 1.737 S/m; $\varepsilon_r$ = 39.89; $\rho$ = 1000 kg/m$^3$
Phantom section: Flat Section

DASY5 Configuration:

- Probe: EX3DV4 - SN7601; ConvF(7.89, 7.89, 7.89) @ 2437 MHz; Calibrated: 01.29.2024
- Sensor-Surface: 1.4mm (Mechanical Surface Detection)
- Electronics: DAE4 Sn1373; Calibrated: 11.27.2023
- Phantom: SAM-Twin; Type: QD 000 P40 CD; Serial: 1885
- Measurement SW: DASY52, Version 52.10 (4); SEMCAD X Version 14.6.14 (7501)

**2.4G WiFi Body Back/Middle Channel/Area Scan (91x91x1):** Interpolated grid: dx=1.200 mm, dy=1.200 mm
Maximum value of SAR (interpolated) = 0.147 W/kg

**2.4G WiFi Body Back/Middle Channel/Zoom Scan (7x7x7)/Cube 0:**
Measurement grid: dx=5mm, dy=5mm, dz=5mm
Reference Value = 5.086 V/m; Power Drift = -0.03 dB
Peak SAR (extrapolated) = 0.174 W/kg
**SAR(1 g) = 0.088 W/kg; SAR(10 g) = 0.046 W/kg**
Smallest distance from peaks to all points 3 dB below = 13.9 mm
Ratio of SAR at M2 to SAR at M1 = 49.1%
Maximum value of SAR (measured) = 0.140 W/kg

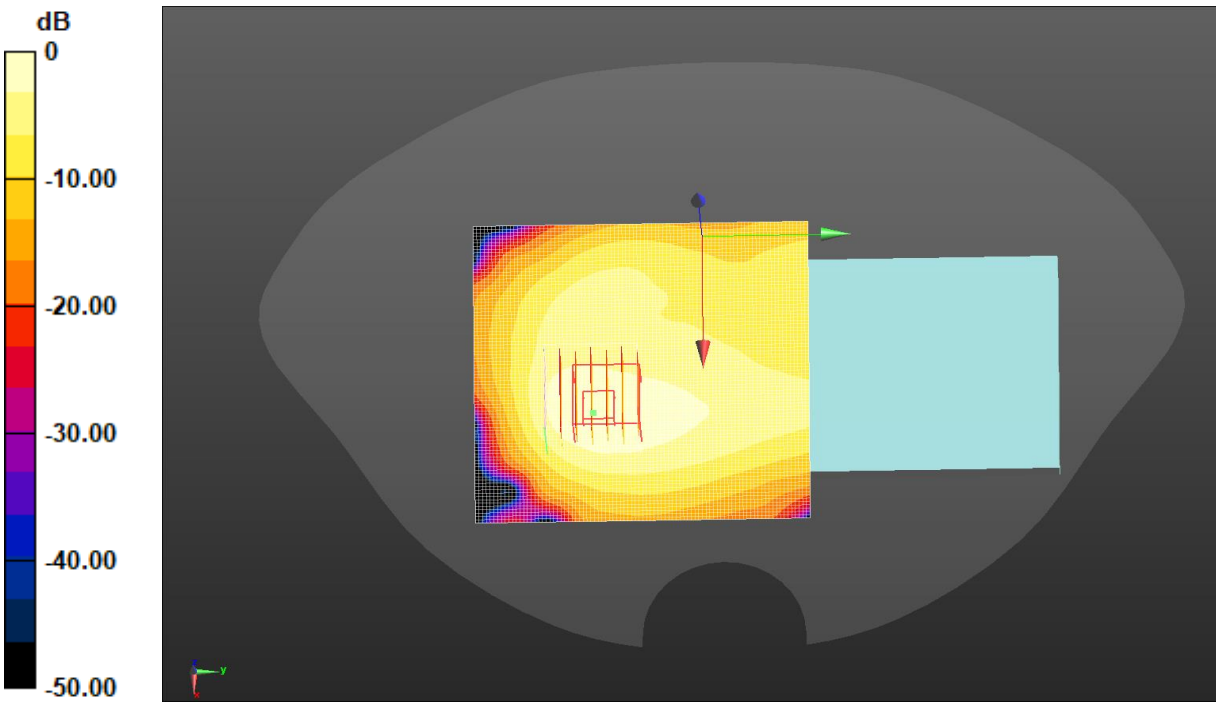


0 dB = 0.147 W/kg = -8.34 dBW/kg

Test Laboratory: JYTSZ Date: 08.16.2024

**DUT: Mobile Phone; Type: X6532C; Serial: SZR142400082-2**

Communication System: UID 0, IEEE 802.11a WiFi 5GHz (0); Frequency: 5240 MHz;Duty Cycle: 1:1
Medium parameters used: f = 5240 MHz; $\sigma$ = 4.586 S/m; $\varepsilon_r$ = 36.607; $\rho$ = 1000 kg/m$^3$
Phantom section: Flat Section

DASY5 Configuration:

- Probe: EX3DV4 - SN7601; ConvF(5.51, 5.51, 5.51) @ 5240 MHz; Calibrated: 01.29.2024
- Sensor-Surface: 1.4mm (Mechanical Surface Detection)
- Electronics: DAE4 Sn1373; Calibrated: 11.27.2023
- Phantom: SAM-Twin; Type: QD 000 P40 CD; Serial: 1885
- Measurement SW: DASY52, Version 52.10 (4); SEMCAD X Version 14.6.14 (7501)

**5.2G WiFi Body Back/High Channel/Area Scan (81x81x1):** Interpolated grid: dx=1.000 mm, dy=1.000 mm
Maximum value of SAR (interpolated) = 0.429 W/kg

**5.2G WiFi Body Back/High Channel/Zoom Scan (7x7x12)/Cube 0:** Measurement grid: dx=4mm, dy=4mm, dz=2mm
Reference Value = 2.009 V/m; Power Drift = -0.09 dB
Peak SAR (extrapolated) = 0.614 W/kg
**SAR(1 g) = 0.162 W/kg; SAR(10 g) = 0.049 W/kg**
Smallest distance from peaks to all points 3 dB below = 8.6 mm
Ratio of SAR at M2 to SAR at M1 = 55%
Maximum value of SAR (measured) = 0.394 W/kg

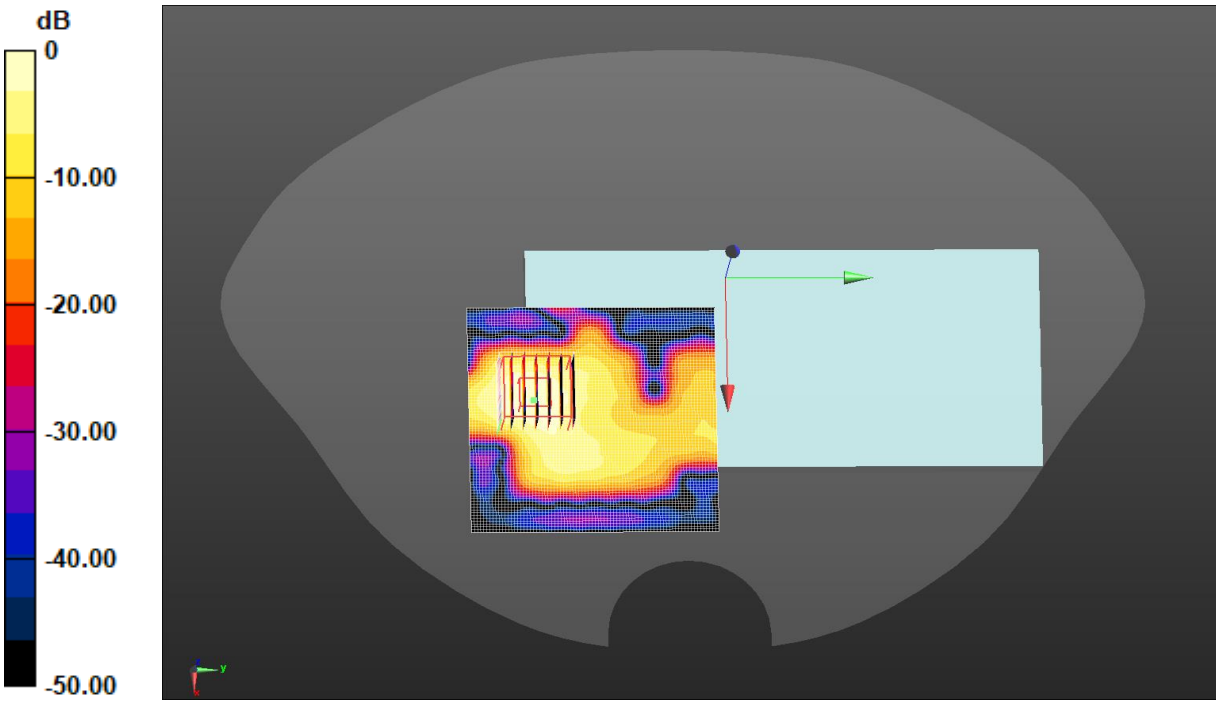


0 dB = 0.394 W/kg = -4.05 dBW/kg

Test Laboratory: JYTSZ Date: 08.19.2024

**DUT: Mobile Phone; Type: X6532C; Serial: SZR142400082-2**

Communication System: UID 0, IEEE 802.11a WiFi 5GHz (0); Frequency: 5280 MHz;Duty Cycle: 1:1
Medium parameters used: f = 5280 MHz; $\sigma$ = 4.627 S/m; $\varepsilon_r$ = 36.562; $\rho$ = 1000 kg/m$^3$
Phantom section: Flat Section

DASY5 Configuration:

- Probe: EX3DV4 - SN7601; ConvF(5.51, 5.51, 5.51) @ 5280 MHz; Calibrated: 01.29.2024
- Sensor-Surface: 1.4mm (Mechanical Surface Detection)
- Electronics: DAE4 Sn1373; Calibrated: 11.27.2023
- Phantom: SAM-Twin; Type: QD 000 P40 CD; Serial: 1885
- Measurement SW: DASY52, Version 52.10 (4); SEMCAD X Version 14.6.14 (7501)

**5.3G WiFi Body Back/Middle Channel/Area Scan (81x81x1):** Interpolated grid: dx=1.000 mm, dy=1.000 mm
Maximum value of SAR (interpolated) = 0.425 W/kg

**5.3G WiFi Body Back/Middle Channel/Zoom Scan (7x7x12)/Cube 0:**
Measurement grid: dx=4mm, dy=4mm, dz=2mm
Reference Value = 2.894 V/m; Power Drift = -0.02 dB
Peak SAR (extrapolated) = 0.684 W/kg
**SAR(1 g) = 0.179 W/kg; SAR(10 g) = 0.055 W/kg**
Smallest distance from peaks to all points 3 dB below = 8.5 mm
Ratio of SAR at M2 to SAR at M1 = 54.8%
Maximum value of SAR (measured) = 0.428 W/kg

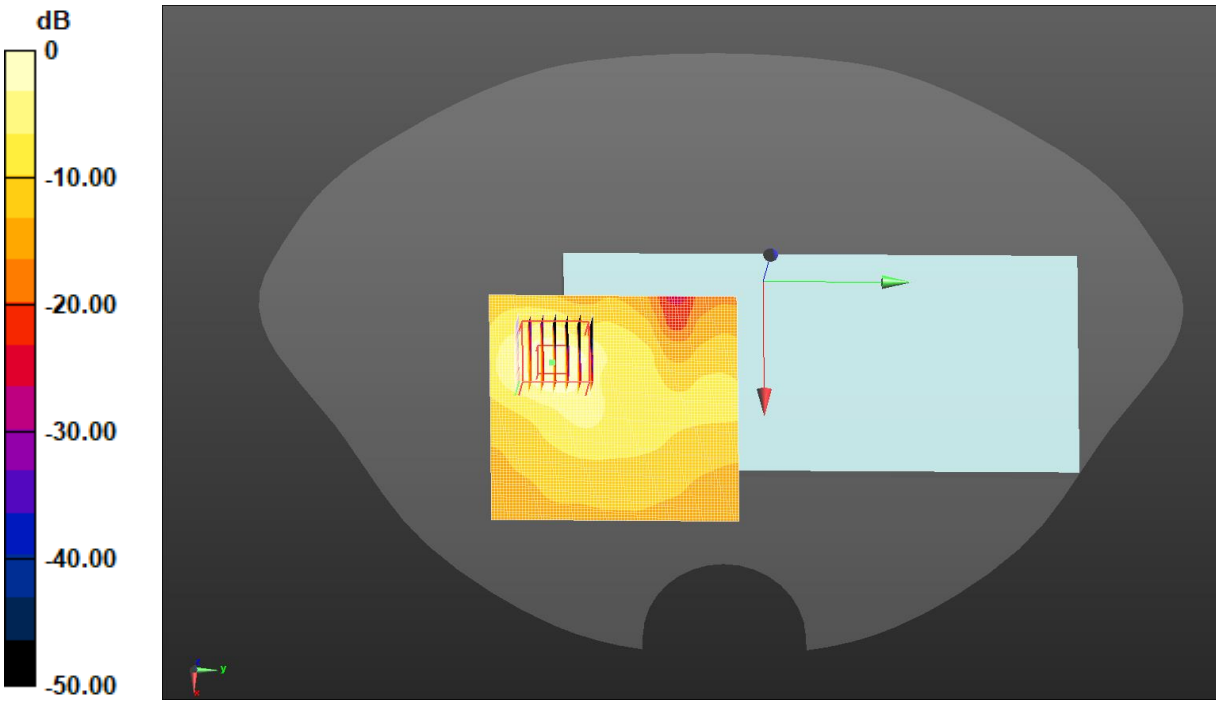


0 dB = 0.428 W/kg = -3.69 dBW/kg

Test Laboratory: JYTSZ Date: 08.22.2024

**DUT: Mobile Phone; Type: X6532C; Serial: SZR142400082-2**

Communication System: UID 0, IEEE 802.11a WiFi 5GHz (0); Frequency: 5500 MHz;Duty Cycle: 1:1
Medium parameters used: f = 5500 MHz; $\sigma$ = 4.847 S/m; $\varepsilon_r$ = 36.31; $\rho$ = 1000 kg/m$^3$
Phantom section: Flat Section

DASY5 Configuration:

- Probe: EX3DV4 - SN3924; ConvF(4.78, 4.78, 4.78) @ 5500 MHz; Calibrated: 03.20.2024
- Sensor-Surface: 1.4mm (Mechanical Surface Detection)
- Electronics: DAE4 Sn1373; Calibrated: 11.27.2023
- Phantom: SAM-Twin; Type: QD 000 P40 CD; Serial: 1885
- Measurement SW: DASY52, Version 52.10 (4); SEMCAD X Version 14.6.14 (7501)

**5.6G WiFi Body Back/Low Channel/Area Scan (81x81x1):** Interpolated grid: dx=1.000 mm, dy=1.000 mm
Maximum value of SAR (interpolated) = 0.971 W/kg

**5.6G WiFi Body Back/Low Channel/Zoom Scan (7x7x12)/Cube 0:** Measurement grid: dx=4mm, dy=4mm, dz=2mm
Reference Value = 0 V/m; Power Drift = 0.00 dB
Peak SAR (extrapolated) = 1.28 W/kg
**SAR(1 g) = 0.333 W/kg; SAR(10 g) = 0.103 W/kg**
Smallest distance from peaks to all points 3 dB below = 9.4 mm
Ratio of SAR at M2 to SAR at M1 = 53.3%
Maximum value of SAR (measured) = 0.797 W/kg

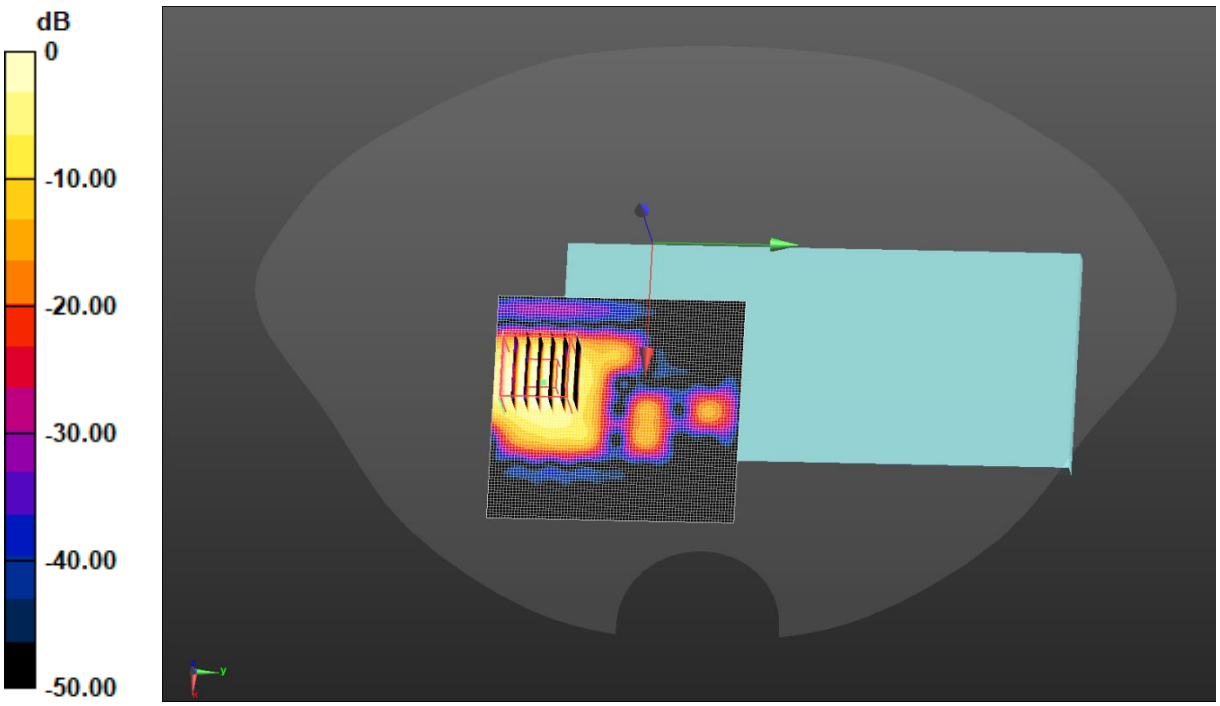


0 dB = 0.797 W/kg = −0.99 dBW/kg

Test Laboratory: JYTSZ Date: 08.25.2024

**DUT: Mobile Phone; Type: X6532C; Serial: SZR142400082-2**

Communication System: UID 0, IEEE 802.11a WiFi 5GHz (0); Frequency: 5785 MHz;Duty Cycle: 1:1
Medium parameters used (interpolated): f = 5785 MHz; $\sigma$ = 5.134 S/m; $\varepsilon_r$ = 35.984; $\rho$ = 1000 kg/m$^3$
Phantom section: Flat Section

DASY5 Configuration:

- Probe: EX3DV4 - SN7601; ConvF(5.01, 5.01, 5.01) @ 5785 MHz; Calibrated: 01.29.2024
- Sensor-Surface: 1.4mm (Mechanical Surface Detection)
- Electronics: DAE4 Sn1373; Calibrated: 11.27.2023
- Phantom: SAM-Twin; Type: QD 000 P40 CD; Serial: 1885
- Measurement SW: DASY52, Version 52.10 (4); SEMCAD X Version 14.6.14 (7501)

**5.8G WiFi Body Back/Middle Channel/Area Scan (81x81x1):** Interpolated grid: dx=1.000 mm, dy=1.000 mm
Maximum value of SAR (interpolated) = 0.914 W/kg

**5.8G WiFi Body Back/Middle Channel/Zoom Scan (7x7x12)/Cube 0:**
Measurement grid: dx=4mm, dy=4mm, dz=2mm
Reference Value = 0 V/m; Power Drift = 0.00 dB
Peak SAR (extrapolated) = 1.50 W/kg
**SAR(1 g) = 0.367 W/kg; SAR(10 g) = 0.121 W/kg**
Smallest distance from peaks to all points 3 dB below = 7.5 mm
Ratio of SAR at M2 to SAR at M1 = 50.5%
Maximum value of SAR (measured) = 0.874 W/kg

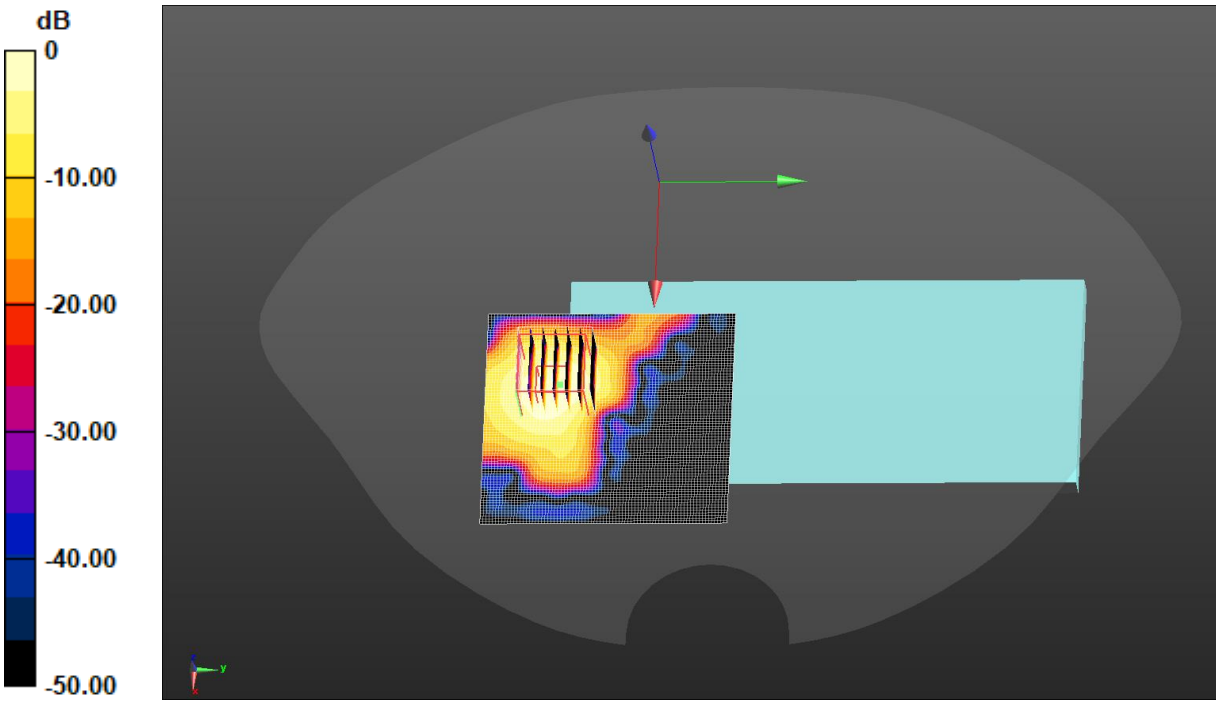


0 dB = 0.874 W/kg = -0.58 dBW/kg

Test Laboratory: JYTSZ Date: 08.13.2024

**DUT: Mobile Phone; Type: X6532C; Serial: SZR142400082-2**

Communication System: UID 0, Bluetooth (0); Frequency: 2402 MHz;Duty Cycle: 1:1
Medium parameters used (interpolated): f = 2402 MHz; $\sigma$ = 1.707 S/m; $\varepsilon_r$ = 39.953; $\rho$ = 1000 kg/m$^3$
Phantom section: Flat Section

DASY5 Configuration:

- Probe: EX3DV4 - SN7601; ConvF(7.89, 7.89, 7.89) @ 2402 MHz; Calibrated: 01.29.2024
- Sensor-Surface: 1.4mm (Mechanical Surface Detection)
- Electronics: DAE4 Sn1373; Calibrated: 11.27.2023
- Phantom: SAM-Twin; Type: QD 000 P40 CD; Serial: 1885
- Measurement SW: DASY52, Version 52.10 (4); SEMCAD X Version 14.6.14 (7501)

**Bluetooth Body Back/Low Channel/Area Scan (81x81x1):** Interpolated grid: dx=1.200 mm, dy=1.200 mm
Maximum value of SAR (interpolated) = 0.0175 W/kg
**Bluetooth Body Back/Low Channel/Zoom Scan (7x7x7)/Cube 0:** Measurement grid: dx=5mm, dy=5mm, dz=5mm
Reference Value = 0.2160 V/m; Power Drift = 0.06 dB
Peak SAR (extrapolated) = 0.0140 W/kg
**SAR(1 g) = 0.006 W/kg; SAR(10 g) = 0.00216 W/kg**
Smallest distance from peaks to all points 3 dB below: Larger than measurement grid (> 15 mm)
Ratio of SAR at M2 to SAR at M1 = 34.2%
Maximum value of SAR (measured) = 0.0110 W/kg

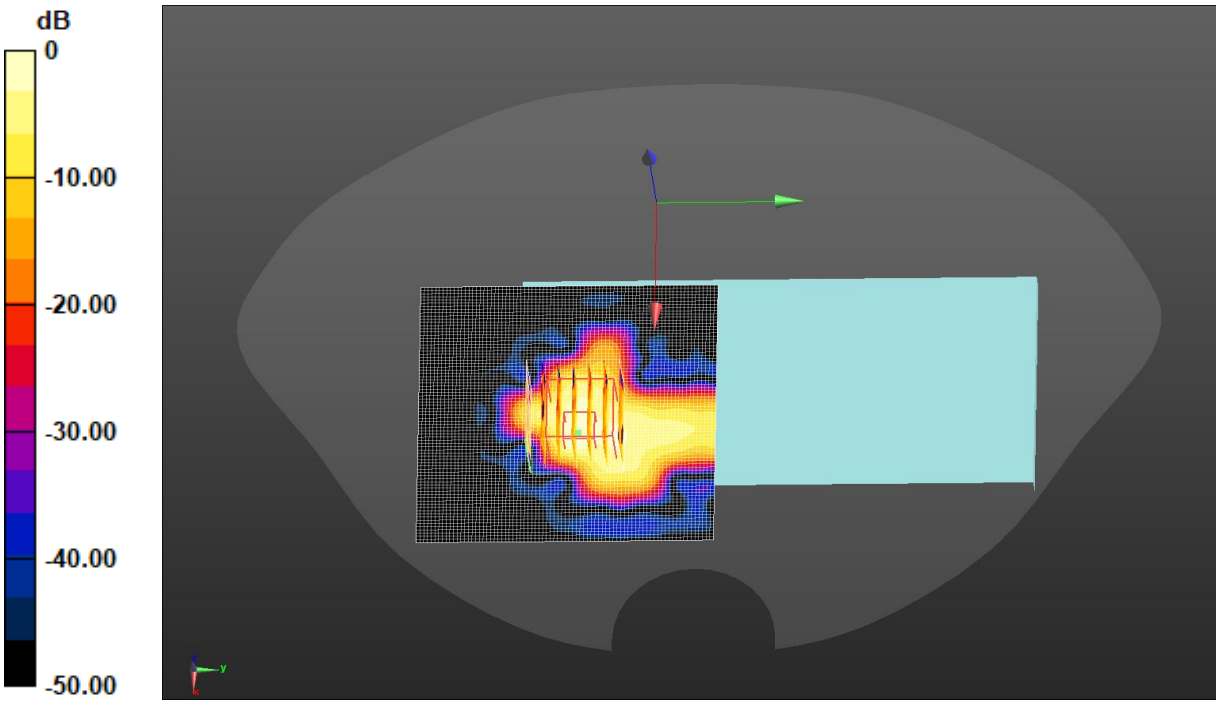


0 dB = 0.0175 W/kg = -17.57 dBW/kg

Test Laboratory: JYTSZ Date: 08.16.2024

**DUT: Mobile Phone; Type: X6532C; Serial: SZR142400082-2**

Communication System: UID 0, IEEE 802.11a WiFi 5GHz (0); Frequency: 5240 MHz;Duty Cycle: 1:1
Medium parameters used: f = 5240 MHz; $\sigma$ = 4.586 S/m; $\varepsilon_r$ = 36.607; $\rho$ = 1000 kg/m$^3$
Phantom section: Flat Section

DASY5 Configuration:

- Probe: EX3DV4 - SN7601; ConvF(5.51, 5.51, 5.51) @ 5240 MHz; Calibrated: 01.29.2024
- Sensor-Surface: 1.4mm (Mechanical Surface Detection)
- Electronics: DAE4 Sn1373; Calibrated: 11.27.2023
- Phantom: SAM-Twin; Type: QD 000 P40 CD; Serial: 1885
- Measurement SW: DASY52, Version 52.10 (4); SEMCAD X Version 14.6.14 (7501)

**5.2G WiFi Body Top/High Channel/Area Scan (71x81x1):** Interpolated grid: dx=1.000 mm, dy=1.000 mm
Maximum value of SAR (interpolated) = 0.446 W/kg

**5.2G WiFi Body Top/High Channel/Zoom Scan (7x7x12)/Cube 0:** Measurement grid: dx=4mm, dy=4mm, dz=2mm
Reference Value = 1.508 V/m; Power Drift = -0.00 dB
Peak SAR (extrapolated) = 0.654 W/kg
**SAR(1 g) = 0.174 W/kg; SAR(10 g) = 0.052 W/kg**
Smallest distance from peaks to all points 3 dB below = 7.9 mm
Ratio of SAR at M2 to SAR at M1 = 55.3%
Maximum value of SAR (measured) = 0.414 W/kg

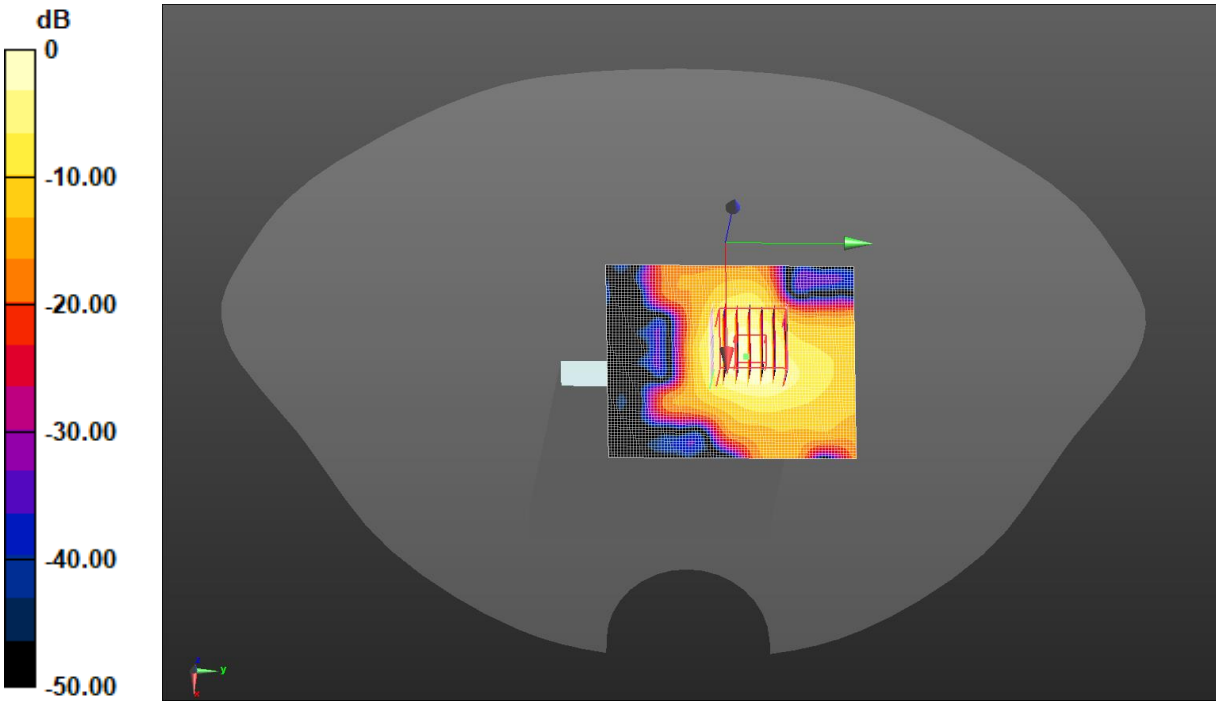


0 dB = 0.414 W/kg = -3.83 dBW/kg

**------End of Report------**