Plot: 1#

DUT: Mobile Phone; Type: X6726B; Serial: 30YY-1

Communication System: UID 0, Generic TDD-LTE (0); Frequency: 3500 MHz;Duty Cycle: 1:1.58
Medium parameters used: f = 3500 MHz; σ = 2.916 S/m; ε_r = 38.599; ρ = 1000 kg/m^3
Phantom section: Left Section

DASY5 Configuration:

- Probe: EX3DV4 - SN7896; ConvF(5.91, 6.19, 6.2) @ 3500 MHz; Calibrated: 11/7/2024
- Sensor-Surface: 1.4mm (Mechanical Surface Detection)
- Electronics: DAE4 Sn1325; Calibrated: 10/8/2024
- Phantom: SAM-Twin V8.0 P1aP2a; Type: QD 000 P41 AA ;
- Measurement SW: DASY52, Version 52.10 (4); SEMCAD X Version 14.6.14 (7501)

Head Left Tilt/Ant7 LTE Band 42 50%RB Mid/Area Scan (11x11x1): Measurement grid: dx=10mm, dy=10mm
Maximum value of SAR (measured) = 0.329 W/kg

Head Left Tilt/Ant7 LTE Band 42 50%RB Mid/Zoom Scan (8x8x16)/Cube 0: Measurement grid: dx=4mm, dy=4mm, dz=2mm
Reference Value = 3.579 V/m; Power Drift = -0.07 dB
Peak SAR (extrapolated) = 0.617 W/kg
SAR(1 g) = 0.264 W/kg; SAR(10 g) = 0.074 W/kg
Smallest distance from peaks to all points 3 dB below = 5.1 mm
Ratio of SAR at M2 to SAR at M1 = 74.2%
Maximum value of SAR (measured) = 0.513 W/kg

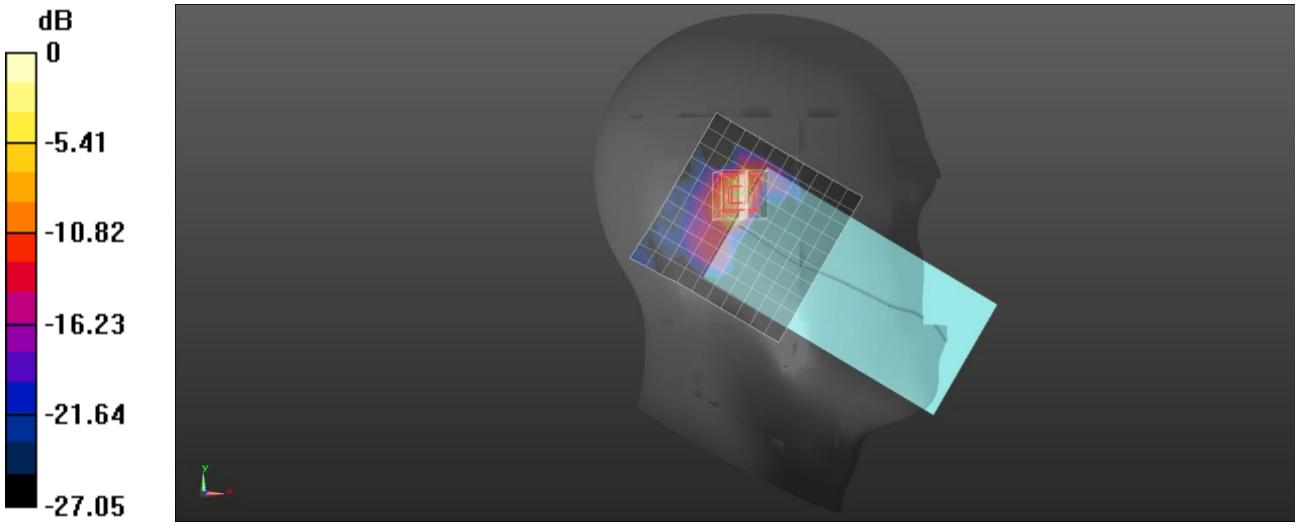

0 dB = 0.513 W/kg = -2.90 dBW/kg

Plot: 2#

DUT: Mobile Phone; Type: X6726B; Serial: 30YY-1

Communication System: UID 0, Generic TDD-LTE (0); Frequency: 3500 MHz;Duty Cycle: 1:1.58
Medium parameters used: f = 3500 MHz; σ = 2.916 S/m; ε_r = 38.599; ρ = 1000 kg/m^3
Phantom section: Flat Section

DASY5 Configuration:

- Probe: EX3DV4 - SN7896; ConvF(5.91, 6.19, 6.2) @ 3500 MHz; Calibrated: 11/7/2024
- Sensor-Surface: 1.4mm (Mechanical Surface Detection)
- Electronics: DAE4 Sn1325; Calibrated: 10/8/2024
- Phantom: SAM-Twin V8.0 P1aP2a; Type: QD 000 P41 AA ;
- Measurement SW: DASY52, Version 52.10 (4); SEMCAD X Version 14.6.14 (7501)

Body Top/Ant7 LTE Band 42 50%RB Mid/Area Scan (10x14x1): Measurement grid: dx=10mm, dy=10mm
Maximum value of SAR (measured) = 0.112 W/kg

Body Top/Ant7 LTE Band 42 50%RB Mid/Zoom Scan (8x8x16)/Cube 0: Measurement grid: dx=4mm, dy=4mm, dz=2mm
Reference Value = 2.249 V/m; Power Drift = 0.12 dB
Peak SAR (extrapolated) = 0.312 W/kg
SAR(1 g) = 0.066 W/kg; SAR(10 g) = 0.026 W/kg
Smallest distance from peaks to all points 3 dB below = 7.6 mm
Ratio of SAR at M2 to SAR at M1 = 77.2%
Maximum value of SAR (measured) = 0.107 W/kg

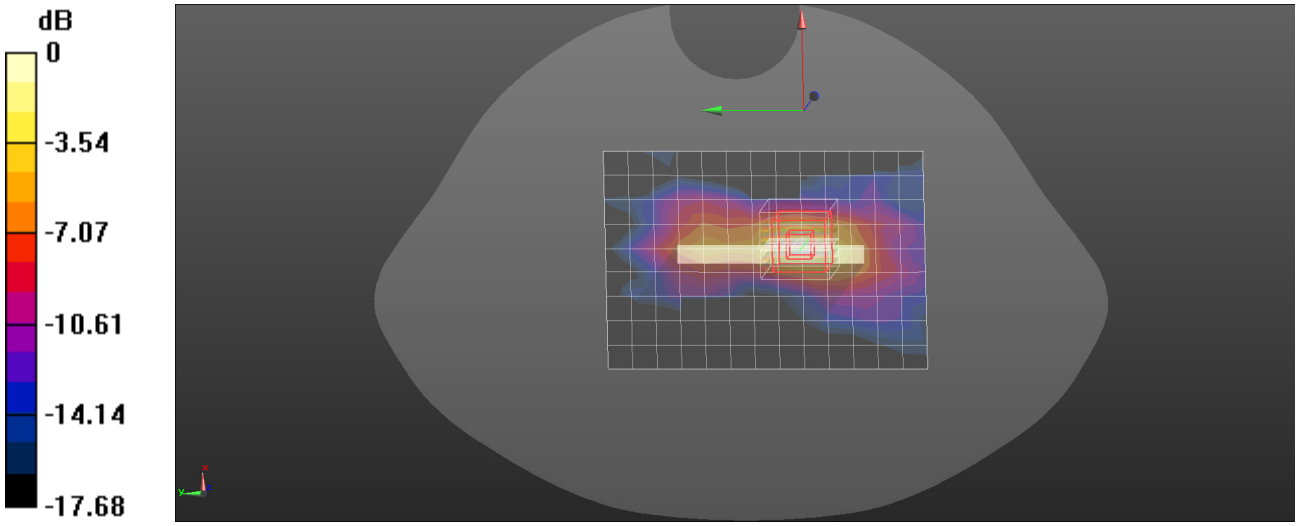

0 dB = 0.107 W/kg = -9.71 dBW/kg

Plot: 3#

DUT: Mobile Phone; Type: X6726B; Serial: 30YY-1

Communication System: UID 0, Generic FDD-FR1 n 5 (0); Frequency: 836.5 MHz;Duty Cycle: 1:1
Medium parameters used: f = 836.5 MHz; σ = 0.918 S/m; ε_r = 41.797; ρ = 1000 kg/m^3
Phantom section: Right Section

DASY5 Configuration:

- Probe: EX3DV4 - SN7896; ConvF(8.08, 8.47, 8.48) @ 836.5 MHz; Calibrated: 11/7/2024
- Sensor-Surface: 1.4mm (Mechanical Surface Detection)
- Electronics: DAE4 Sn1325; Calibrated: 10/8/2024
- Phantom: SAM-Twin V8.0 P1aP2a; Type: QD 000 P41 AA ;
- Measurement SW: DASY52, Version 52.10 (4); SEMCAD X Version 14.6.14 (7501)

Head Right Tilt/Ant6 FR1 n 5 50%RB Mid/Area Scan (8x11x1): Measurement grid: dx=15mm, dy=15mm
Maximum value of SAR (measured) = 0.448 W/kg

Head Right Tilt/Ant6 FR1 n 5 50%RB Mid/Zoom Scan (5x5x7)/Cube 0: Measurement grid: dx=8mm, dy=8mm, dz=5mm
Reference Value = 15.14 V/m; Power Drift = -0.03 dB
Peak SAR (extrapolated) = 0.886 W/kg
SAR(1 g) = 0.358 W/kg; SAR(10 g) = 0.187 W/kg
Smallest distance from peaks to all points 3 dB below = 8.9 mm
Ratio of SAR at M2 to SAR at M1 = 40.6%
Maximum value of SAR (measured) = 0.641 W/kg

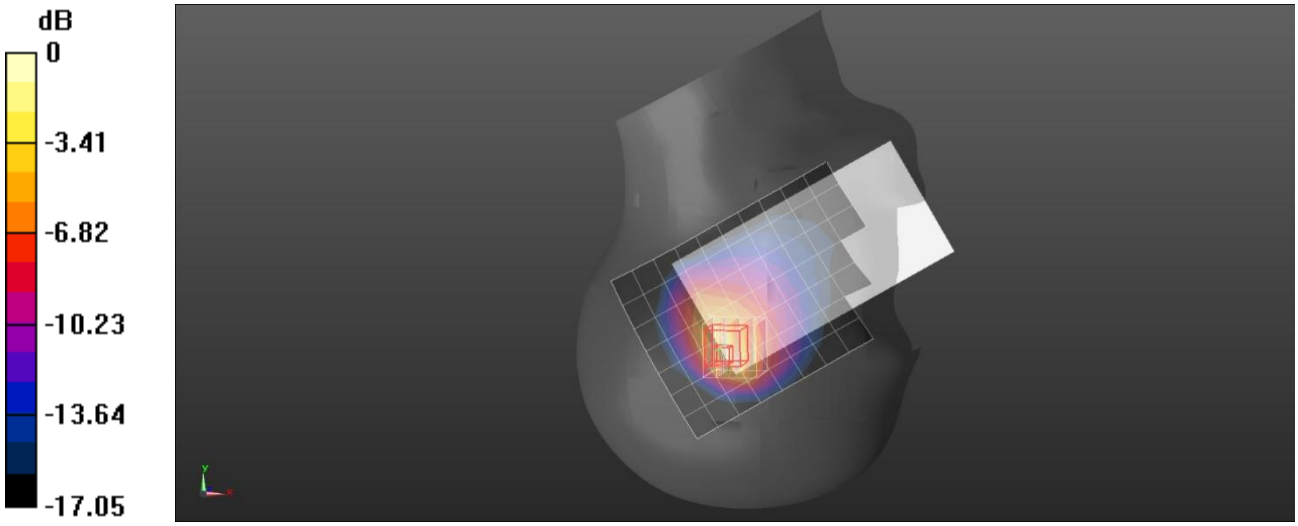

0 dB = 0.641 W/kg = -1.93 dBW/kg

Plot: 4#

DUT: Mobile Phone; Type: X6726B; Serial: 30YY-1

Communication System: UID 0, Generic FDD-FR1 n 5 (0); Frequency: 836.5 MHz;Duty Cycle: 1:1
Medium parameters used: f = 836.5 MHz; σ = 0.918 S/m; ε_r = 41.797; ρ = 1000 kg/m^3
Phantom section: Flat Section

DASY5 Configuration:

- Probe: EX3DV4 - SN7896; ConvF(8.08, 8.47, 8.48) @ 836.5 MHz; Calibrated: 11/7/2024
- Sensor-Surface: 1.4mm (Mechanical Surface Detection)
- Electronics: DAE4 Sn1325; Calibrated: 10/8/2024
- Phantom: SAM-Twin V8.0 P1aP2a; Type: QD 000 P41 AA ;
- Measurement SW: DASY52, Version 52.10 (4); SEMCAD X Version 14.6.14 (7501)

Body Back/Ant6 FR1 n 5 50%RB Mid/Area Scan (10x12x1): Measurement grid: dx=15mm, dy=15mm
Maximum value of SAR (measured) = 0.112 W/kg

Body Back/Ant6 FR1 n 5 50%RB Mid/Zoom Scan (5x5x7)/Cube 0: Measurement grid: dx=8mm, dy=8mm, dz=5mm
Reference Value = 7.597 V/m; Power Drift = -0.12 dB
Peak SAR (extrapolated) = 0.154 W/kg
SAR(1 g) = 0.094 W/kg; SAR(10 g) = 0.061 W/kg
Smallest distance from peaks to all points 3 dB below = 11.6 mm
Ratio of SAR at M2 to SAR at M1 = 60%
Maximum value of SAR (measured) = 0.129 W/kg

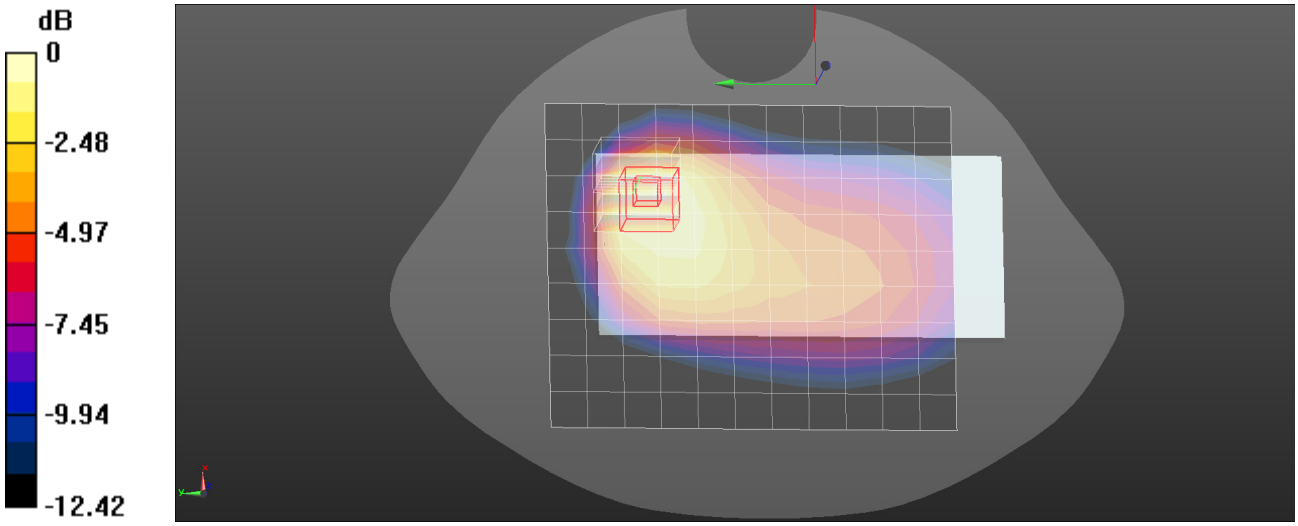

0 dB = 0.129 W/kg = -8.89 dBW/kg

Plot: 5#

DUT: Mobile Phone; Type: X6726B; Serial: 30YY-1

Communication System: UID 0, Generic FDD-FR1 n 5 (0); Frequency: 836.5 MHz;Duty Cycle: 1:1
Medium parameters used: f = 836.5 MHz; σ = 0.918 S/m; ε_r = 41.797; ρ = 1000 kg/m^3
Phantom section: Right Section

DASY5 Configuration:

- Probe: EX3DV4 - SN7896; ConvF(8.08, 8.47, 8.48) @ 836.5 MHz; Calibrated: 11/7/2024
- Sensor-Surface: 1.4mm (Mechanical Surface Detection)
- Electronics: DAE4 Sn1325; Calibrated: 10/8/2024
- Phantom: SAM-Twin V8.0 P1aP2a; Type: QD 000 P41 AA ;
- Measurement SW: DASY52, Version 52.10 (4); SEMCAD X Version 14.6.14 (7501)

Head Right Cheek/Ant2 FR1 n 5 50%RB Mid/Area Scan (8x10x1): Measurement grid: dx=15mm, dy=15mm
Maximum value of SAR (measured) = 0.0715 W/kg

Head Right Cheek/Ant2 FR1 n 5 50%RB Mid/Zoom Scan (5x5x7)/Cube 0: Measurement grid: dx=8mm, dy=8mm, dz=5mm
Reference Value = 1.693 V/m; Power Drift = 0.17 dB
Peak SAR (extrapolated) = 0.0740 W/kg
SAR(1 g) = 0.062 W/kg; SAR(10 g) = 0.049 W/kg
Smallest distance from peaks to all points 3 dB below: Larger than measurement grid (> 16 mm)
Ratio of SAR at M2 to SAR at M1 = 85.6%
Maximum value of SAR (measured) = 0.0688 W/kg

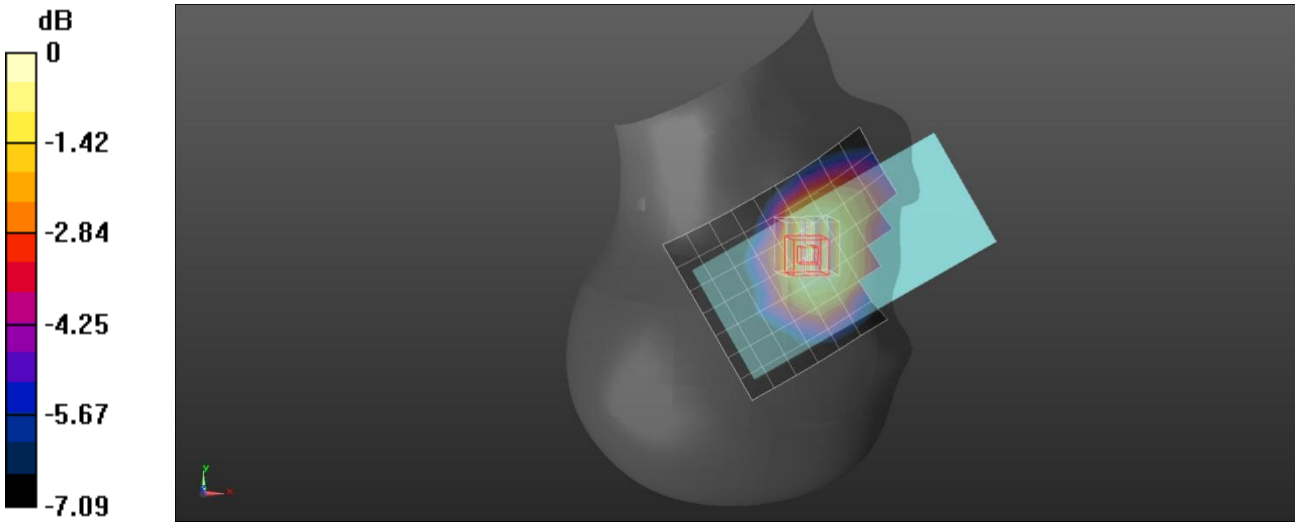

0 dB = 0.0688 W/kg = -11.62 dBW/kg

Plot: 6#

DUT: Mobile Phone; Type: X6726B; Serial: 30YY-1

Communication System: UID 0, Generic FDD-FR1 n 5 (0); Frequency: 836.5 MHz;Duty Cycle: 1:1
Medium parameters used: f = 836.5 MHz; σ = 0.918 S/m; ε_r = 41.797; ρ = 1000 kg/m^3
Phantom section: Flat Section

DASY5 Configuration:

- Probe: EX3DV4 - SN7896; ConvF(8.08, 8.47, 8.48) @ 836.5 MHz; Calibrated: 11/7/2024
- Sensor-Surface: 1.4mm (Mechanical Surface Detection)
- Electronics: DAE4 Sn1325; Calibrated: 10/8/2024
- Phantom: SAM-Twin V8.0 P1aP2a; Type: QD 000 P41 AA ;
- Measurement SW: DASY52, Version 52.10 (4); SEMCAD X Version 14.6.14 (7501)

Body Back/Ant2 FR1 n 5 50%RB Mid/Area Scan (9x13x1): Measurement grid: dx=15mm, dy=15mm
Maximum value of SAR (measured) = 0.0955 W/kg

Body Back/Ant2 FR1 n 5 50%RB Mid/Zoom Scan (5x5x7)/Cube 0: Measurement grid: dx=8mm, dy=8mm, dz=5mm
Reference Value = 6.710 V/m; Power Drift = 0.08 dB
Peak SAR (extrapolated) = 0.117 W/kg
SAR(1 g) = 0.072 W/kg; SAR(10 g) = 0.045 W/kg
Smallest distance from peaks to all points 3 dB below = 14.8 mm
Ratio of SAR at M2 to SAR at M1 = 59.8%
Maximum value of SAR (measured) = 0.101 W/kg

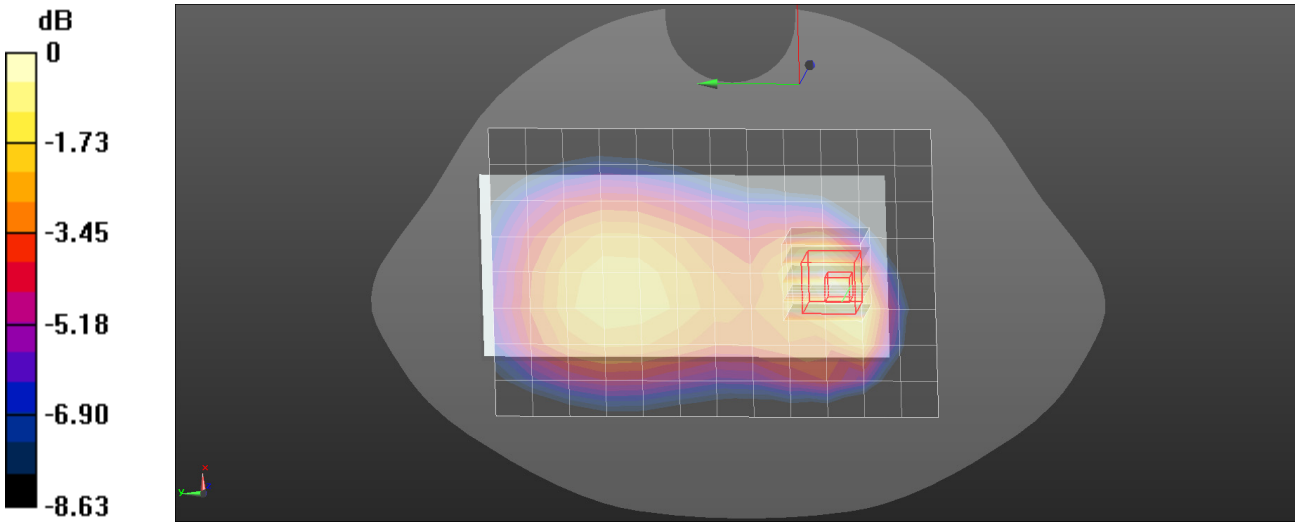

0 dB = 0.101 W/kg = -9.96 dBW/kg

Plot: 7#

DUT: Mobile Phone; Type: X6726B; Serial: 30YY-1

Communication System: UID 0, Generic FDD-FR1 n 7 (0); Frequency: 2535 MHz;Duty Cycle: 1:1
Medium parameters used: f = 2535 MHz; σ = 1.869 S/m; ε_r = 39.947; ρ = 1000 kg/m^3
Phantom section: Right Section

DASY5 Configuration:

- Probe: EX3DV4 - SN7896; ConvF(6.6, 6.92, 6.93) @ 2535 MHz; Calibrated: 11/7/2024
- Sensor-Surface: 1.4mm (Mechanical Surface Detection)
- Electronics: DAE4 Sn1325; Calibrated: 10/8/2024
- Phantom: SAM-Twin V8.0 P1aP2a; Type: QD 000 P41 AA ;
- Measurement SW: DASY52, Version 52.10 (4); SEMCAD X Version 14.6.14 (7501)

Head Right Tilt/Ant6 FR1 n 7 50%RB Mid/Area Scan (11x11x1): Measurement grid: dx=10mm, dy=10mm
Maximum value of SAR (measured) = 0.587 W/kg

Head Right Tilt/Ant6 FR1 n 7 50%RB Mid/Zoom Scan (7x7x7)/Cube 0: Measurement grid: dx=5mm, dy=5mm, dz=5mm
Reference Value = 3.122 V/m; Power Drift = -0.18 dB
Peak SAR (extrapolated) = 0.767 W/kg
SAR(1 g) = 0.367 W/kg; SAR(10 g) = 0.167 W/kg
Smallest distance from peaks to all points 3 dB below = 6.4 mm
Ratio of SAR at M2 to SAR at M1 = 46.1%
Maximum value of SAR (measured) = 0.600 W/kg

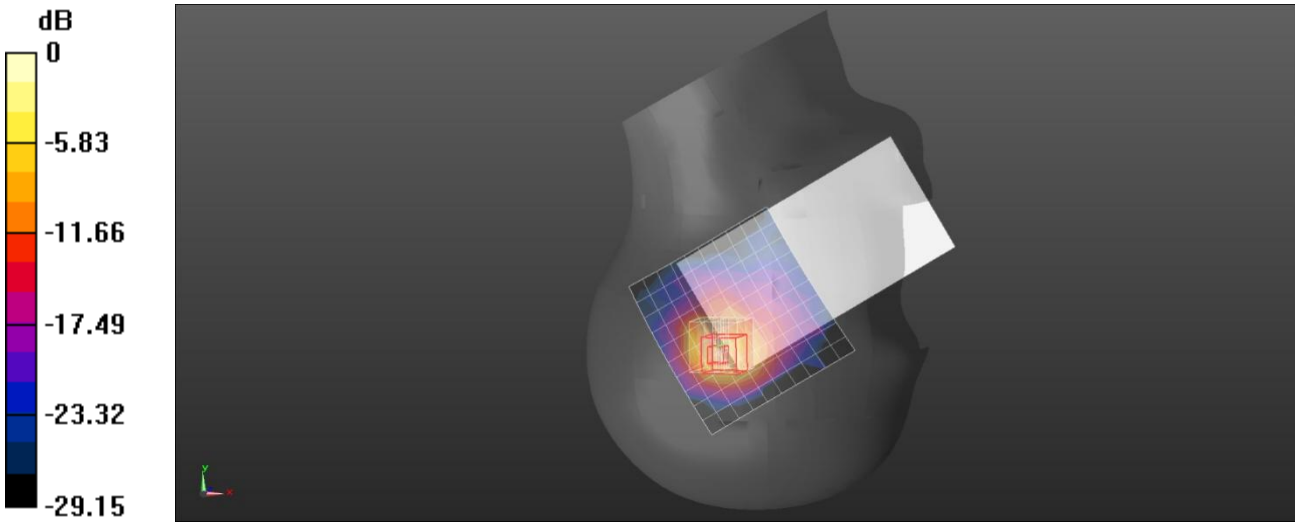

0 dB = 0.600 W/kg = -2.22 dBW/kg

Plot: 8#

DUT: Mobile Phone; Type: X6726B; Serial: 30YY-1

Communication System: UID 0, Generic FDD-FR1 n 7 (0); Frequency: 2535 MHz;Duty Cycle: 1:1
Medium parameters used: f = 2535 MHz; σ = 1.869 S/m; ε_r = 39.947; ρ = 1000 kg/m^3
Phantom section: Flat Section

DASY5 Configuration:

- Probe: EX3DV4 - SN7896; ConvF(6.6, 6.92, 6.93) @ 2535 MHz; Calibrated: 11/7/2024
- Sensor-Surface: 1.4mm (Mechanical Surface Detection)
- Electronics: DAE4 Sn1325; Calibrated: 10/8/2024
- Phantom: SAM-Twin V8.0 P1aP2a; Type: QD 000 P41 AA ;
- Measurement SW: DASY52, Version 52.10 (4); SEMCAD X Version 14.6.14 (7501)

Body Top/Ant6 FR1 n 7 50%RB Mid/Area Scan (10x10x1): Measurement grid: dx=10mm, dy=10mm
Maximum value of SAR (measured) = 0.251 W/kg

Body Top/Ant6 FR1 n 7 50%RB Mid/Zoom Scan (7x7x7)/Cube 0: Measurement grid: dx=5mm, dy=5mm, dz=5mm
Reference Value = 3.837 V/m; Power Drift = -0.01 dB
Peak SAR (extrapolated) = 0.333 W/kg
SAR(1 g) = 0.189 W/kg; SAR(10 g) = 0.089 W/kg
Smallest distance from peaks to all points 3 dB below = 9 mm
Ratio of SAR at M2 to SAR at M1 = 58.5%
Maximum value of SAR (measured) = 0.289 W/kg

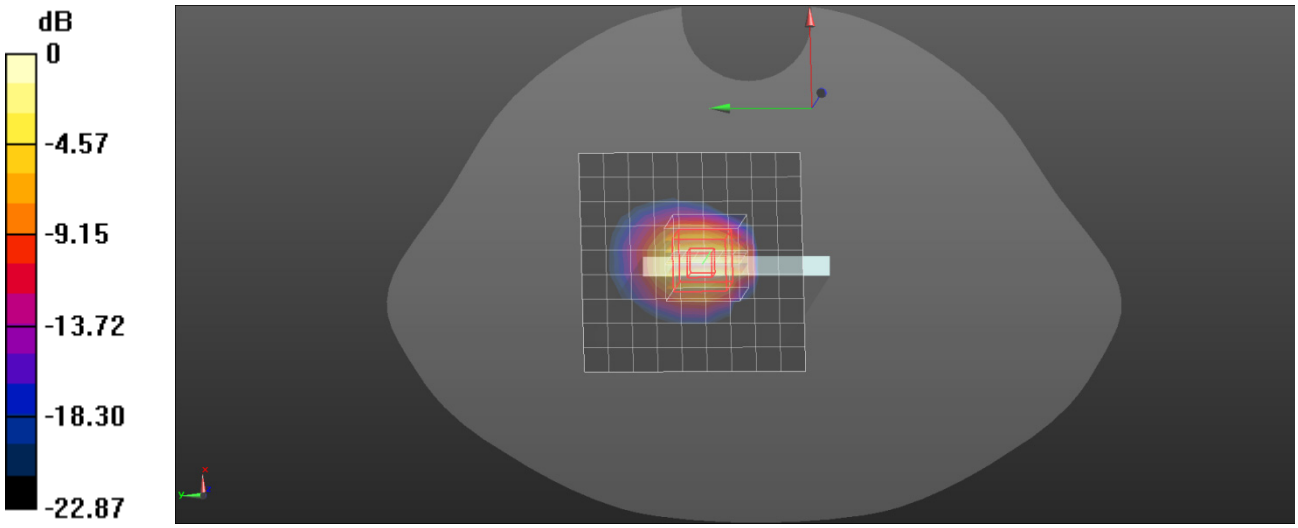

0 dB = 0.289 W/kg = -5.39 dBW/kg

Plot: 9#

DUT: Mobile Phone; Type: X6726B; Serial: 30YY-1

Communication System: UID 0, Generic FDD-FR1 n 7 (0); Frequency: 2535 MHz;Duty Cycle: 1:1
Medium parameters used: f = 2535 MHz; σ = 1.869 S/m; ε_r = 39.947; ρ = 1000 kg/m^3
Phantom section: Left Section

DASY5 Configuration:

- Probe: EX3DV4 - SN7896; ConvF(6.6, 6.92, 6.93) @ 2535 MHz; Calibrated: 11/7/2024
- Sensor-Surface: 1.4mm (Mechanical Surface Detection)
- Electronics: DAE4 Sn1325; Calibrated: 10/8/2024
- Phantom: SAM-Twin V8.0 P1aP2a; Type: QD 000 P41 AA ;
- Measurement SW: DASY52, Version 52.10 (4); SEMCAD X Version 14.6.14 (7501)

Head Left Cheek/Ant2 FR1 n 7 50%RB Mid/Area Scan (11x15x1): Measurement grid: dx=10mm, dy=10mm
Maximum value of SAR (measured) = 0.0195 W/kg

Head Left Cheek/Ant2 FR1 n 7 50%RB Mid/Zoom Scan (7x7x7)/Cube 0: Measurement grid: dx=5mm, dy=5mm, dz=5mm
Reference Value = 2.508 V/m; Power Drift = 0.05 dB
Peak SAR (extrapolated) = 0.0220 W/kg
SAR(1 g) = 0.014 W/kg; SAR(10 g) = 0.00661 W/kg
Smallest distance from peaks to all points 3 dB below: Larger than measurement grid (> 15 mm)
Ratio of SAR at M2 to SAR at M1 = 65.6%
Maximum value of SAR (measured) = 0.0199 W/kg

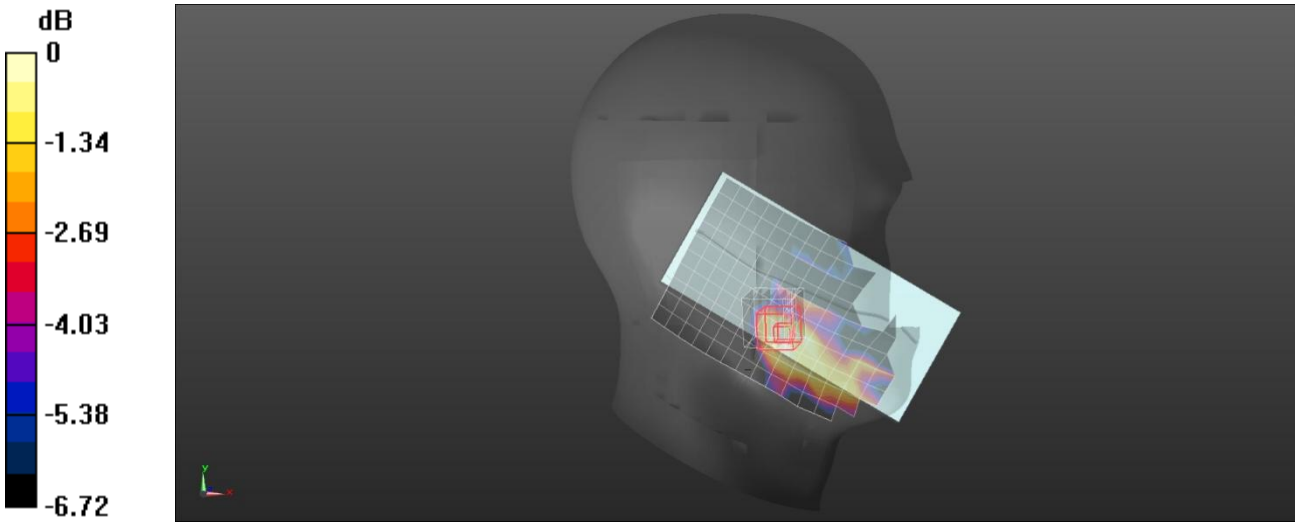

0 dB = 0.0199 W/kg = -17.01 dBW/kg

Plot: 10#

DUT: Mobile Phone; Type: X6726B; Serial: 30YY-1

Communication System: UID 0, Generic FDD-FR1 n 7 (0); Frequency: 2535 MHz;Duty Cycle: 1:1
Medium parameters used: f = 2535 MHz; σ = 1.869 S/m; ε_r = 39.947; ρ = 1000 kg/m^3
Phantom section: Flat Section

DASY5 Configuration:

- Probe: EX3DV4 - SN7896; ConvF(6.6, 6.92, 6.93) @ 2535 MHz; Calibrated: 11/7/2024
- Sensor-Surface: 1.4mm (Mechanical Surface Detection)
- Electronics: DAE4 Sn1325; Calibrated: 10/8/2024
- Phantom: SAM-Twin V8.0 P1aP2a; Type: QD 000 P41 AA ;
- Measurement SW: DASY52, Version 52.10 (4); SEMCAD X Version 14.6.14 (7501)

Body Bottom/Ant2 FR1 n 7 50%RB Mid/Area Scan (10x13x1): Measurement grid: dx=10mm, dy=10mm
Maximum value of SAR (measured) = 0.100 W/kg

Body Bottom/Ant2 FR1 n 7 50%RB Mid/Zoom Scan (7x7x7)/Cube 0: Measurement grid: dx=5mm, dy=5mm, dz=5mm
Reference Value = 4.209 V/m; Power Drift = -0.16 dB
Peak SAR (extrapolated) = 0.123 W/kg
SAR(1 g) = 0.079 W/kg; SAR(10 g) = 0.044 W/kg
Smallest distance from peaks to all points 3 dB below = 12 mm
Ratio of SAR at M2 to SAR at M1 = 64%
Maximum value of SAR (measured) = 0.110 W/kg

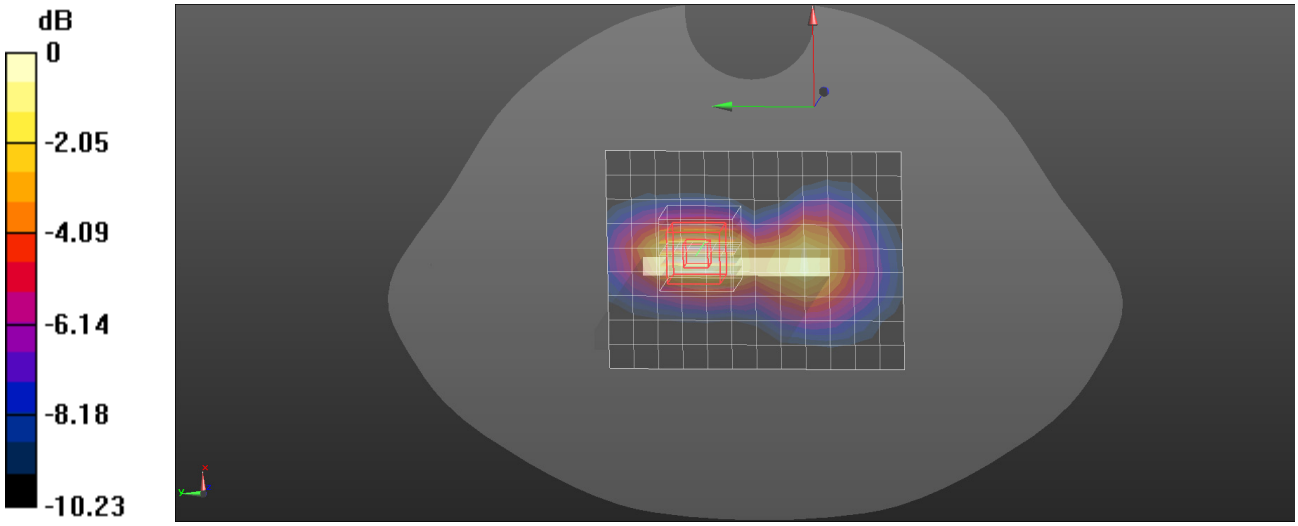

0 dB = 0.110 W/kg = -9.59 dBW/kg

Plot: 11#

DUT: Mobile Phone; Type: X6726B; Serial: 30YY-1

Communication System: UID 0, Generic FDD-FR1 n 12 (0); Frequency: 707.5 MHz;Duty Cycle: 1:1
Medium parameters used: f = 707.5 MHz; σ = 0.866 S/m; ε_r = 41.195; ρ = 1000 kg/m^3
Phantom section: Right Section

DASY5 Configuration:

- Probe: EX3DV4 - SN7896; ConvF(8.72, 9.14, 9.15) @ 707.5 MHz; Calibrated: 11/7/2024
- Sensor-Surface: 1.4mm (Mechanical Surface Detection)
- Electronics: DAE4 Sn1325; Calibrated: 10/8/2024
- Phantom: SAM-Twin V8.0 P1aP2a; Type: QD 000 P41 AA ;
- Measurement SW: DASY52, Version 52.10 (4); SEMCAD X Version 14.6.14 (7501)

Head Right Tilt/Ant6 FR1 n 12 50%RB Mid/Area Scan (9x11x1): Measurement grid: dx=15mm, dy=15mm
Maximum value of SAR (measured) = 0.787 W/kg

Head Right Tilt/Ant6 FR1 n 12 50%RB Mid/Zoom Scan (5x5x7)/Cube 0: Measurement grid: dx=8mm, dy=8mm, dz=5mm
Reference Value = 15.21 V/m; Power Drift = -0.17 dB
Peak SAR (extrapolated) = 1.14 W/kg
SAR(1 g) = 0.399 W/kg; SAR(10 g) = 0.189 W/kg
Smallest distance from peaks to all points 3 dB below = 8.6 mm
Ratio of SAR at M2 to SAR at M1 = 37.4%
Maximum value of SAR (measured) = 0.750 W/kg

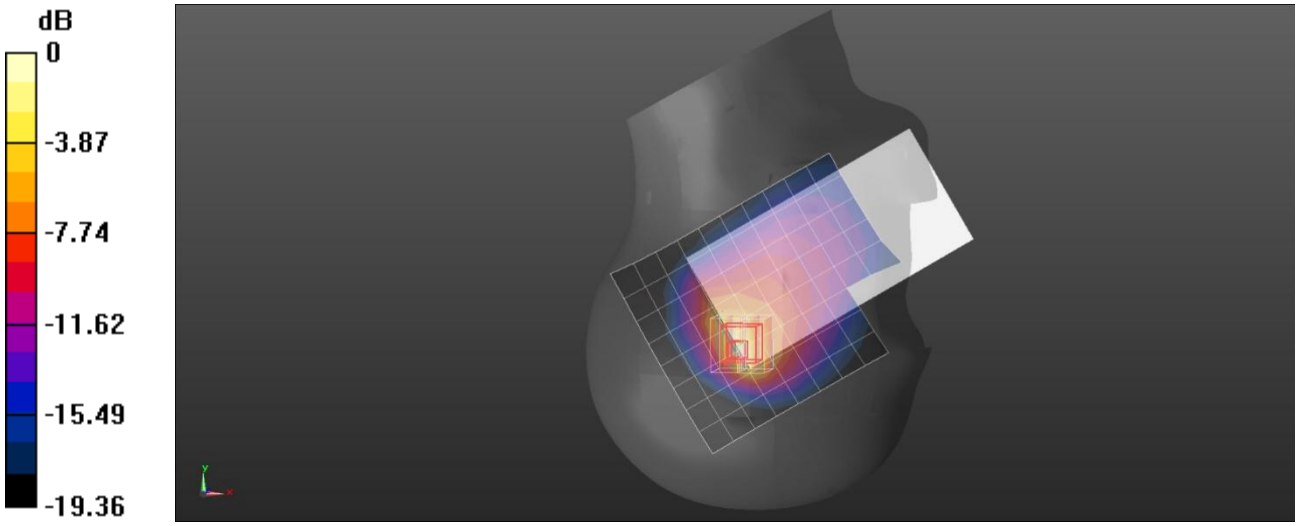

0 dB = 0.750 W/kg = -1.25 dBW/kg

Plot: 12#

DUT: Mobile Phone; Type: X6726B; Serial: 30YY-1

Communication System: UID 0, Generic FDD-FR1 n 12 (0); Frequency: 707.5 MHz;Duty Cycle: 1:1
Medium parameters used: f = 707.5 MHz; σ = 0.866 S/m; ε_r = 41.195; ρ = 1000 kg/m^3
Phantom section: Flat Section

DASY5 Configuration:

- Probe: EX3DV4 - SN7896; ConvF(8.72, 9.14, 9.15) @ 707.5 MHz; Calibrated: 11/7/2024
- Sensor-Surface: 1.4mm (Mechanical Surface Detection)
- Electronics: DAE4 Sn1325; Calibrated: 10/8/2024
- Phantom: SAM-Twin V8.0 P1aP2a; Type: QD 000 P41 AA ;
- Measurement SW: DASY52, Version 52.10 (4); SEMCAD X Version 14.6.14 (7501)

Body Left/Ant6 FR1 n 12 50%RB Mid/Area Scan (8x13x1): Measurement grid: dx=15mm, dy=15mm
Maximum value of SAR (measured) = 0.113 W/kg

Body Left/Ant6 FR1 n 12 50%RB Mid/Zoom Scan (5x5x7)/Cube 0: Measurement grid: dx=8mm, dy=8mm, dz=5mm
Reference Value = 9.641 V/m; Power Drift = 0.08 dB
Peak SAR (extrapolated) = 0.123 W/kg
SAR(1 g) = 0.096 W/kg; SAR(10 g) = 0.070 W/kg
Smallest distance from peaks to all points 3 dB below: Larger than measurement grid (> 16 mm)
Ratio of SAR at M2 to SAR at M1 = 76.2%
Maximum value of SAR (measured) = 0.115 W/kg

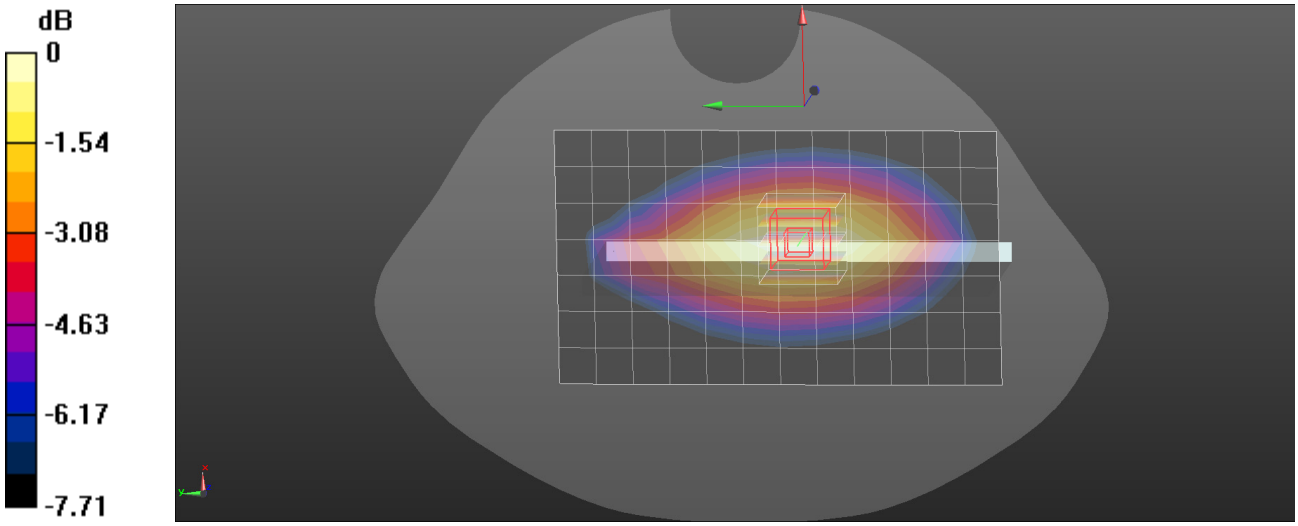

0 dB = 0.115 W/kg = -9.39 dBW/kg

Plot: 13#

DUT: Mobile Phone; Type: X6726B; Serial: 30YY-1

Communication System: UID 0, Generic FDD-FR1 n 12 (0); Frequency: 707.5 MHz;Duty Cycle: 1:1
Medium parameters used: f = 707.5 MHz; σ = 0.866 S/m; ε_r = 41.195; ρ = 1000 kg/m^3
Phantom section: Right Section

DASY5 Configuration:

- Probe: EX3DV4 - SN7896; ConvF(8.72, 9.14, 9.15) @ 707.5 MHz; Calibrated: 11/7/2024
- Sensor-Surface: 1.4mm (Mechanical Surface Detection)
- Electronics: DAE4 Sn1325; Calibrated: 10/8/2024
- Phantom: SAM-Twin V8.0 P1aP2a; Type: QD 000 P41 AA ;
- Measurement SW: DASY52, Version 52.10 (4); SEMCAD X Version 14.6.14 (7501)

Head Right Cheek/Ant2 FR1 n 12 50%RB Mid/Area Scan (8x11x1): Measurement grid: dx=15mm, dy=15mm
Maximum value of SAR (measured) = 0.109 W/kg

Head Right Cheek/Ant2 FR1 n 12 50%RB Mid/Zoom Scan (5x5x7)/Cube 0: Measurement grid: dx=8mm, dy=8mm, dz=5mm
Reference Value = 1.854 V/m; Power Drift = -0.12 dB
Peak SAR (extrapolated) = 0.113 W/kg
SAR(1 g) = 0.100 W/kg; SAR(10 g) = 0.082 W/kg
Smallest distance from peaks to all points 3 dB below: Larger than measurement grid (> 16 mm)
Ratio of SAR at M2 to SAR at M1 = 88.3%
Maximum value of SAR (measured) = 0.108 W/kg

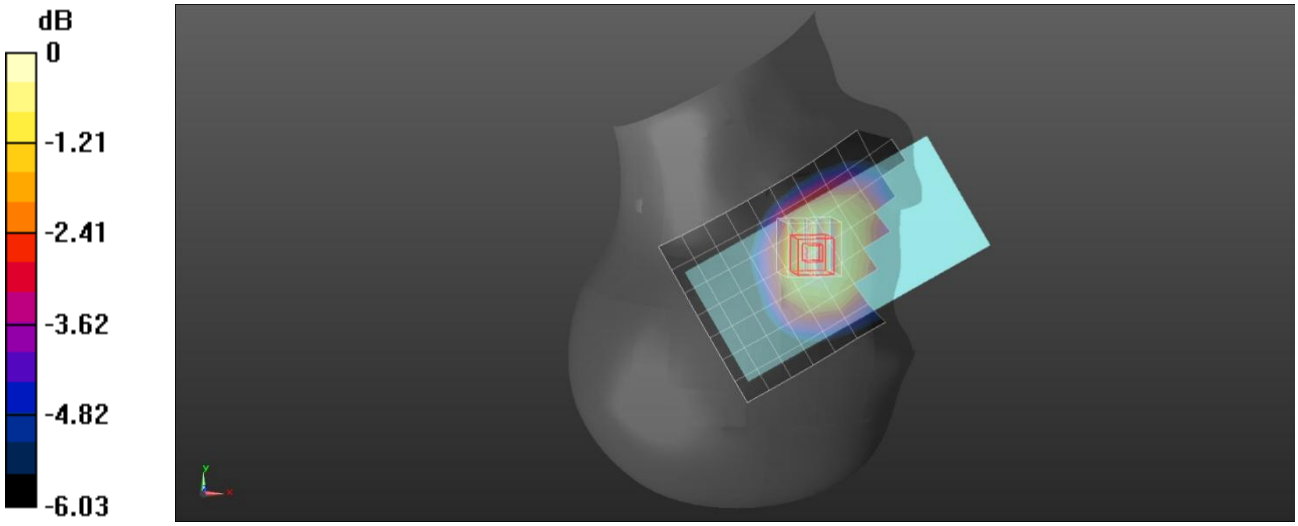

0 dB = 0.108 W/kg = -9.67 dBW/kg

Plot: 14#

DUT: Mobile Phone; Type: X6726B; Serial: 30YY-1

Communication System: UID 0, Generic FDD-FR1 n 12 (0); Frequency: 707.5 MHz;Duty Cycle: 1:1
Medium parameters used: f = 707.5 MHz; σ = 0.866 S/m; ε_r = 41.195; ρ = 1000 kg/m^3
Phantom section: Flat Section

DASY5 Configuration:

- Probe: EX3DV4 - SN7896; ConvF(8.72, 9.14, 9.15) @ 707.5 MHz; Calibrated: 11/7/2024
- Sensor-Surface: 1.4mm (Mechanical Surface Detection)
- Electronics: DAE4 Sn1325; Calibrated: 10/8/2024
- Phantom: SAM-Twin V8.0 P1aP2a; Type: QD 000 P41 AA ;
- Measurement SW: DASY52, Version 52.10 (4); SEMCAD X Version 14.6.14 (7501)

Body Right/Ant2 FR1 n 12 50%RB Mid/Area Scan (8x13x1): Measurement grid: dx=15mm, dy=15mm
Maximum value of SAR (measured) = 0.223 W/kg

Body Right/Ant2 FR1 n 12 50%RB Mid/Zoom Scan (5x5x7)/Cube 0: Measurement grid: dx=8mm, dy=8mm, dz=5mm
Reference Value = 14.39 V/m; Power Drift = 0.10 dB
Peak SAR (extrapolated) = 0.238 W/kg
SAR(1 g) = 0.186 W/kg; SAR(10 g) = 0.138 W/kg
Smallest distance from peaks to all points 3 dB below: Larger than measurement grid (> 16 mm)
Ratio of SAR at M2 to SAR at M1 = 76.5%
Maximum value of SAR (measured) = 0.223 W/kg

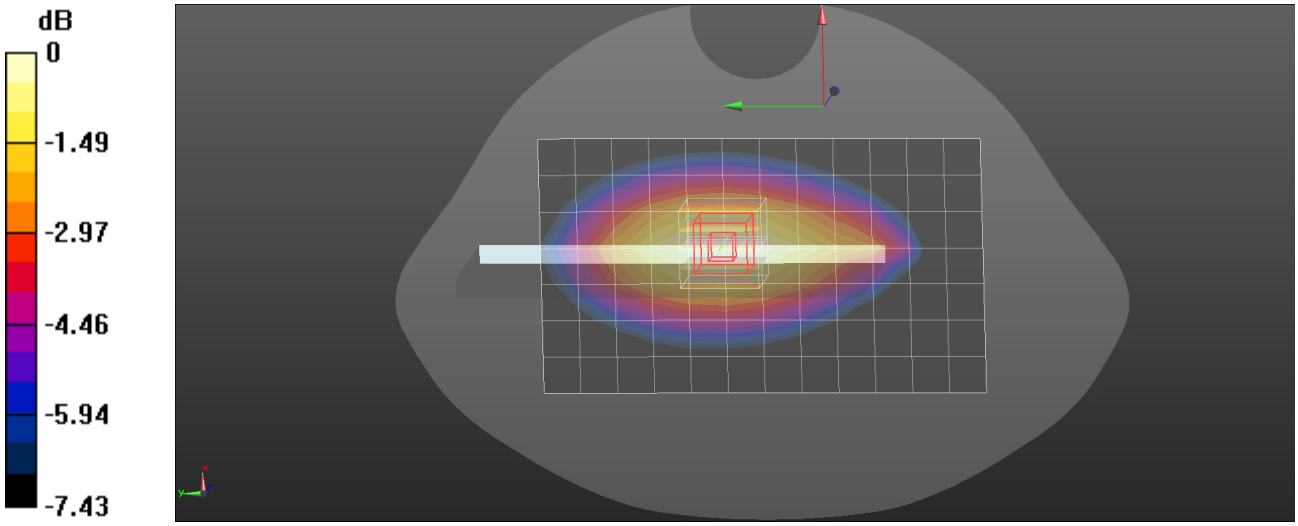

0 dB = 0.223 W/kg = -6.52 dBW/kg

Plot: 15#

DUT: Mobile Phone; Type: X6726B; Serial: 30YY-1

Communication System: UID 0, Generic TDD-FR1 n 38 (0); Frequency: 2595 MHz;Duty Cycle: 1:1.58
Medium parameters used: f = 2595 MHz; σ = 1.961 S/m; ε_r = 38.101; ρ = 1000 kg/m^3
Phantom section: Right Section

DASY5 Configuration:

- Probe: EX3DV4 - SN7896; ConvF(6.6, 6.92, 6.93) @ 2595 MHz; Calibrated: 11/7/2024
- Sensor-Surface: 1.4mm (Mechanical Surface Detection)
- Electronics: DAE4 Sn1325; Calibrated: 10/8/2024
- Phantom: SAM-Twin V8.0 P1aP2a; Type: QD 000 P41 AA ;
- Measurement SW: DASY52, Version 52.10 (4); SEMCAD X Version 14.6.14 (7501)

Head Right Tilt/Ant6 FR1 n 38 1RB Mid/Area Scan (11x13x1): Measurement grid: dx=10mm, dy=10mm
Maximum value of SAR (measured) = 0.457 W/kg

Head Right Tilt/Ant6 FR1 n 38 1RB Mid/Zoom Scan (7x7x7)/Cube 0: Measurement grid: dx=5mm, dy=5mm, dz=5mm
Reference Value = 2.469 V/m; Power Drift = -0.11 dB
Peak SAR (extrapolated) = 0.631 W/kg
SAR(1 g) = 0.319 W/kg; SAR(10 g) = 0.156 W/kg
Smallest distance from peaks to all points 3 dB below = 8 mm
Ratio of SAR at M2 to SAR at M1 = 50.6%
Maximum value of SAR (measured) = 0.500 W/kg

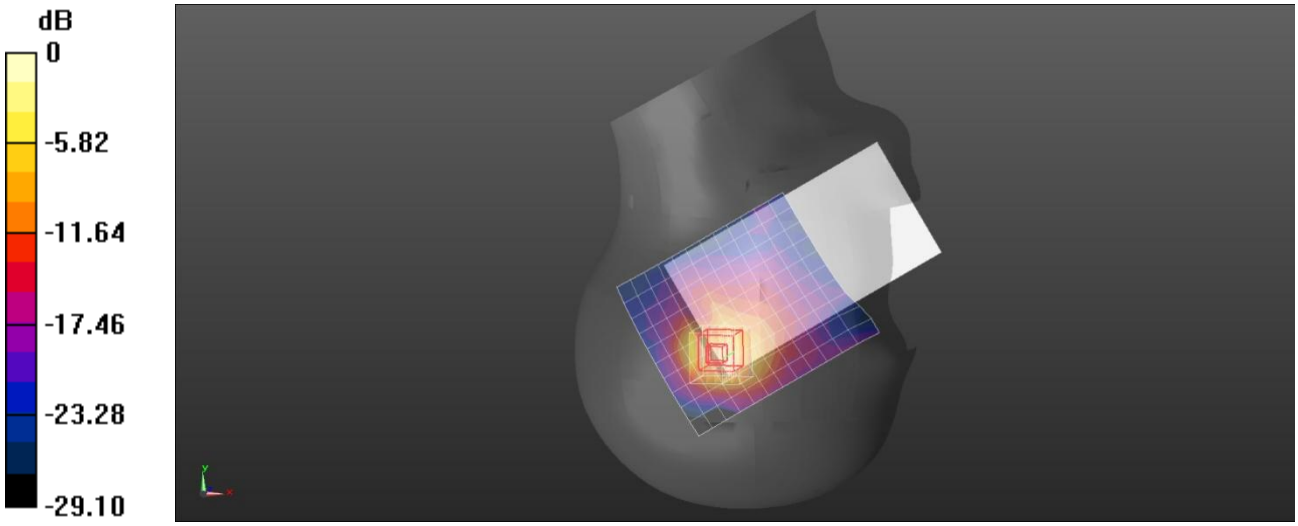

0 dB = 0.500 W/kg = -3.01 dBW/kg

Plot: 16#

DUT: Mobile Phone; Type: X6726B; Serial: 30YY-1

Communication System: UID 0, Generic TDD-FR1 n 38 (0); Frequency: 2595 MHz;Duty Cycle: 1:1.58
Medium parameters used: f = 2595 MHz; σ = 1.961 S/m; ε_r = 38.101; ρ = 1000 kg/m^3
Phantom section: Flat Section

DASY5 Configuration:

- Probe: EX3DV4 - SN7896; ConvF(6.6, 6.92, 6.93) @ 2595 MHz; Calibrated: 11/7/2024
- Sensor-Surface: 1.4mm (Mechanical Surface Detection)
- Electronics: DAE4 Sn1325; Calibrated: 10/8/2024
- Phantom: SAM-Twin V8.0 P1aP2a; Type: QD 000 P41 AA ;
- Measurement SW: DASY52, Version 52.10 (4); SEMCAD X Version 14.6.14 (7501)

Body Top/Ant6 FR1 n 38 1RB Mid/Area Scan (9x9x1): Measurement grid: dx=10mm, dy=10mm
Maximum value of SAR (measured) = 0.251 W/kg

Body Top/Ant6 FR1 n 38 1RB Mid/Zoom Scan (7x7x7)/Cube 0: Measurement grid: dx=5mm, dy=5mm, dz=5mm
Reference Value = 0.7530 V/m; Power Drift = 0.04 dB
Peak SAR (extrapolated) = 0.290 W/kg
SAR(1 g) = 0.163 W/kg; SAR(10 g) = 0.078 W/kg
Smallest distance from peaks to all points 3 dB below = 9.5 mm
Ratio of SAR at M2 to SAR at M1 = 59.2%
Maximum value of SAR (measured) = 0.252 W/kg

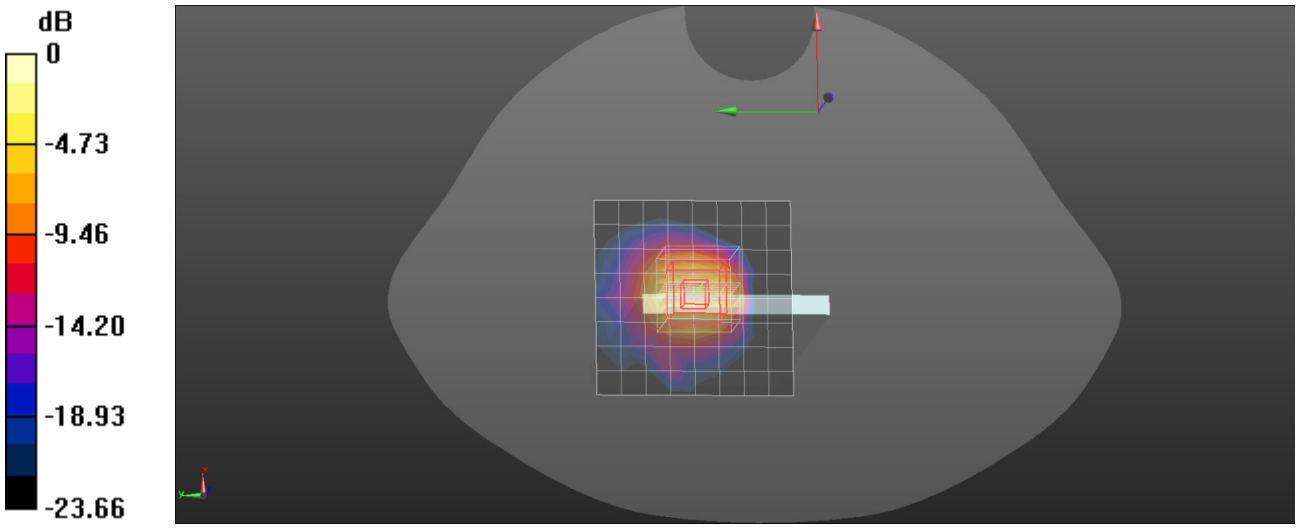

0 dB = 0.252 W/kg = -5.99 dBW/kg

Plot: 17#

DUT: Mobile Phone; Type: X6726B; Serial: 30YY-1

Communication System: UID 0, Generic TDD-FR1 n 38 (0); Frequency: 2595 MHz;Duty Cycle: 1:1.58
Medium parameters used: f = 2595 MHz; σ = 1.961 S/m; ε_r = 38.101; ρ = 1000 kg/m^3
Phantom section: Left Section

DASY5 Configuration:

- Probe: EX3DV4 - SN7896; ConvF(6.6, 6.92, 6.93) @ 2595 MHz; Calibrated: 11/7/2024
- Sensor-Surface: 1.4mm (Mechanical Surface Detection)
- Electronics: DAE4 Sn1325; Calibrated: 10/8/2024
- Phantom: SAM-Twin V8.0 P1aP2a; Type: QD 000 P41 AA ;
- Measurement SW: DASY52, Version 52.10 (4); SEMCAD X Version 14.6.14 (7501)

Head Left Cheek/Ant2 FR1 n 38 1RB Mid/Area Scan (11x11x1): Measurement grid: dx=10mm, dy=10mm
Maximum value of SAR (measured) = 0.00816 W/kg

Head Left Cheek/Ant2 FR1 n 38 1RB Mid/Zoom Scan (7x7x7)/Cube 0: Measurement grid: dx=5mm, dy=5mm, dz=5mm
Reference Value = 2.844 V/m; Power Drift = 0.17 dB
Peak SAR (extrapolated) = 0.0160 W/kg
SAR(1 g) = 0.00242 W/kg; SAR(10 g) = 0.000678 W/kg
Smallest distance from peaks to all points 3 dB below: Larger than measurement grid (> 15 mm)
Ratio of SAR at M2 to SAR at M1 = 64.1%
Maximum value of SAR (measured) = 0.00812 W/kg

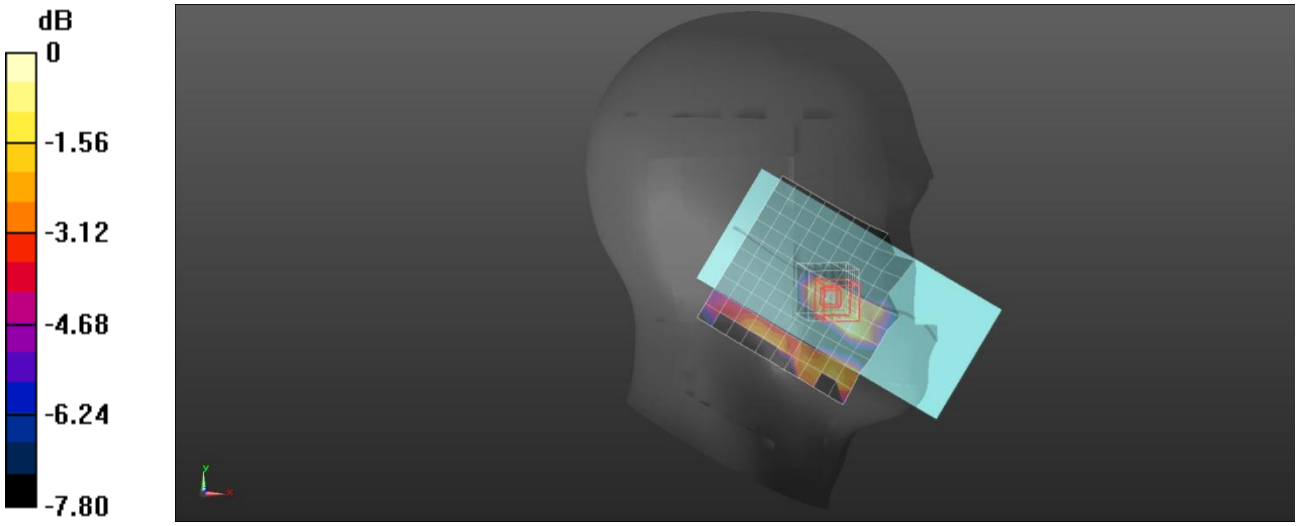

0 dB = 0.00812 W/kg = -20.90 dBW/kg

Plot: 18#

DUT: Mobile Phone; Type: X6726B; Serial: 30YY-1

Communication System: UID 0, Generic TDD-FR1 n 38 (0); Frequency: 2595 MHz;Duty Cycle: 1:1.58
Medium parameters used: f = 2595 MHz; σ = 1.961 S/m; ε_r = 38.101; ρ = 1000 kg/m^3
Phantom section: Flat Section

DASY5 Configuration:

- Probe: EX3DV4 - SN7896; ConvF(6.6, 6.92, 6.93) @ 2595 MHz; Calibrated: 11/7/2024
- Sensor-Surface: 1.4mm (Mechanical Surface Detection)
- Electronics: DAE4 Sn1325; Calibrated: 10/8/2024
- Phantom: SAM-Twin V8.0 P1aP2a; Type: QD 000 P41 AA ;
- Measurement SW: DASY52, Version 52.10 (4); SEMCAD X Version 14.6.14 (7501)

Body Bottom/Ant2 FR1 n 38 1RB Mid/Area Scan (10x13x1): Measurement grid: dx=10mm, dy=10mm
Maximum value of SAR (measured) = 0.122 W/kg

Body Bottom/Ant2 FR1 n 38 1RB Mid/Zoom Scan (7x7x7)/Cube 0: Measurement grid: dx=5mm, dy=5mm, dz=5mm
Reference Value = 5.615 V/m; Power Drift = -0.19 dB
Peak SAR (extrapolated) = 0.221 W/kg
SAR(1 g) = 0.088 W/kg; SAR(10 g) = 0.045 W/kg
Smallest distance from peaks to all points 3 dB below = 11 mm
Ratio of SAR at M2 to SAR at M1 = 63.9%
Maximum value of SAR (measured) = 0.126 W/kg

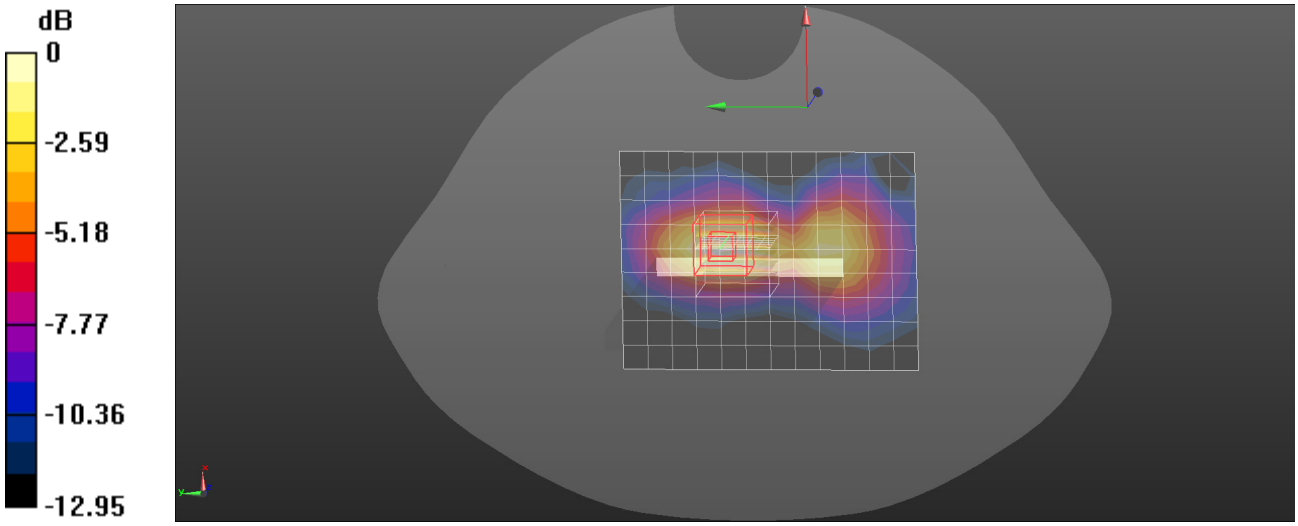

0 dB = 0.126 W/kg = -9.00 dBW/kg

Plot: 19#

DUT: Mobile Phone; Type: X6726B; Serial: 30YY-1

Communication System: UID 0, Generic TDD-FR1 n 41 (0); Frequency: 2593 MHz;Duty Cycle: 1:1.58
Medium parameters used: f = 2593 MHz; σ = 1.997 S/m; ε_r = 37.671; ρ = 1000 kg/m^3
Phantom section: Right Section

DASY5 Configuration:

- Probe: EX3DV4 - SN7896; ConvF(6.6, 6.92, 6.93) @ 2593 MHz; Calibrated: 11/7/2024
- Sensor-Surface: 1.4mm (Mechanical Surface Detection)
- Electronics: DAE4 Sn1325; Calibrated: 10/8/2024
- Phantom: SAM-Twin V8.0 P1aP2a; Type: QD 000 P41 AA ;
- Measurement SW: DASY52, Version 52.10 (4); SEMCAD X Version 14.6.14 (7501)

Head Right Tilt/Ant6 FR1 n 41 1RB Mid/Area Scan (11x11x1): Measurement grid: dx=10mm, dy=10mm
Maximum value of SAR (measured) = 0.470 W/kg

Head Right Tilt/Ant6 FR1 n 41 1RB Mid/Zoom Scan (7x7x7)/Cube 0: Measurement grid: dx=5mm, dy=5mm, dz=5mm
Reference Value = 3.508 V/m; Power Drift = 0.07 dB
Peak SAR (extrapolated) = 0.664 W/kg
SAR(1 g) = 0.321 W/kg; SAR(10 g) = 0.149 W/kg
Smallest distance from peaks to all points 3 dB below = 7.6 mm
Ratio of SAR at M2 to SAR at M1 = 49.3%
Maximum value of SAR (measured) = 0.547 W/kg

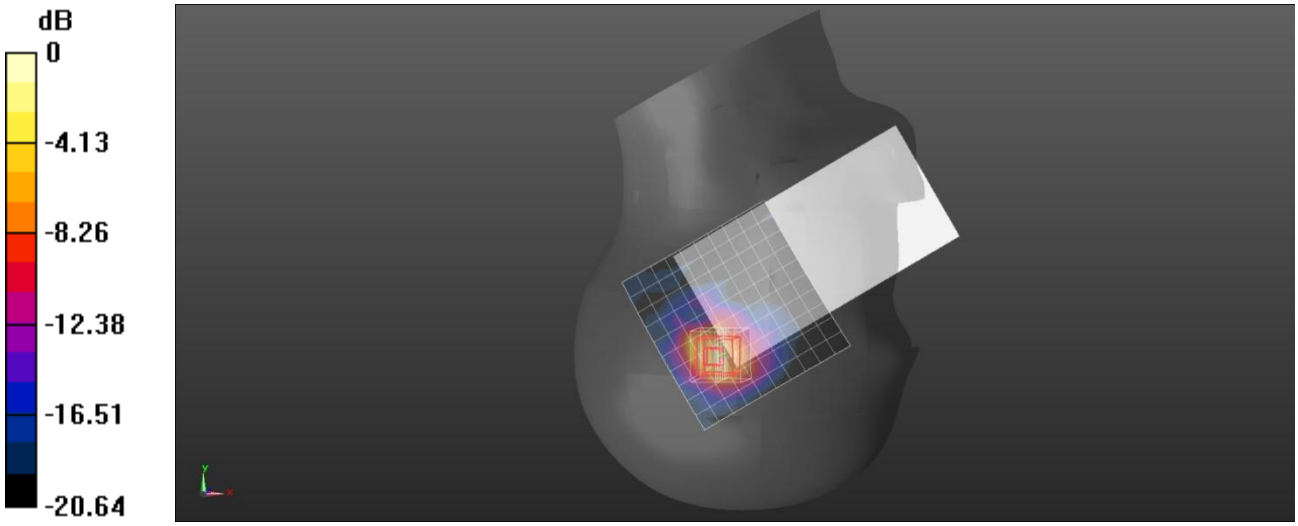

0 dB = 0.547 W/kg = -2.62 dBW/kg

Plot: 20#

DUT: Mobile Phone; Type: X6726B; Serial: 30YY-1

Communication System: UID 0, Generic TDD-FR1 n 41 (0); Frequency: 2593 MHz;Duty Cycle: 1:1.58
Medium parameters used: f = 2593 MHz; σ = 1.997 S/m; ε_r = 37.671; ρ = 1000 kg/m^3
Phantom section: Flat Section

DASY5 Configuration:

- Probe: EX3DV4 - SN7896; ConvF(6.6, 6.92, 6.93) @ 2593 MHz; Calibrated: 11/7/2024
- Sensor-Surface: 1.4mm (Mechanical Surface Detection)
- Electronics: DAE4 Sn1325; Calibrated: 10/8/2024
- Phantom: SAM-Twin V8.0 P1aP2a; Type: QD 000 P41 AA ;
- Measurement SW: DASY52, Version 52.10 (4); SEMCAD X Version 14.6.14 (7501)

Body Top/Ant6 FR1 n 41 1RB Mid/Area Scan (10x13x1): Measurement grid: dx=10mm, dy=10mm
Maximum value of SAR (measured) = 0.211 W/kg

Body Top/Ant6 FR1 n 41 1RB Mid/Zoom Scan (7x7x7)/Cube 0: Measurement grid: dx=5mm, dy=5mm, dz=5mm
Reference Value = 5.048 V/m; Power Drift = -0.03 dB
Peak SAR (extrapolated) = 0.268 W/kg
SAR(1 g) = 0.154 W/kg; SAR(10 g) = 0.075 W/kg
Smallest distance from peaks to all points 3 dB below = 9 mm
Ratio of SAR at M2 to SAR at M1 = 59.2%
Maximum value of SAR (measured) = 0.232 W/kg

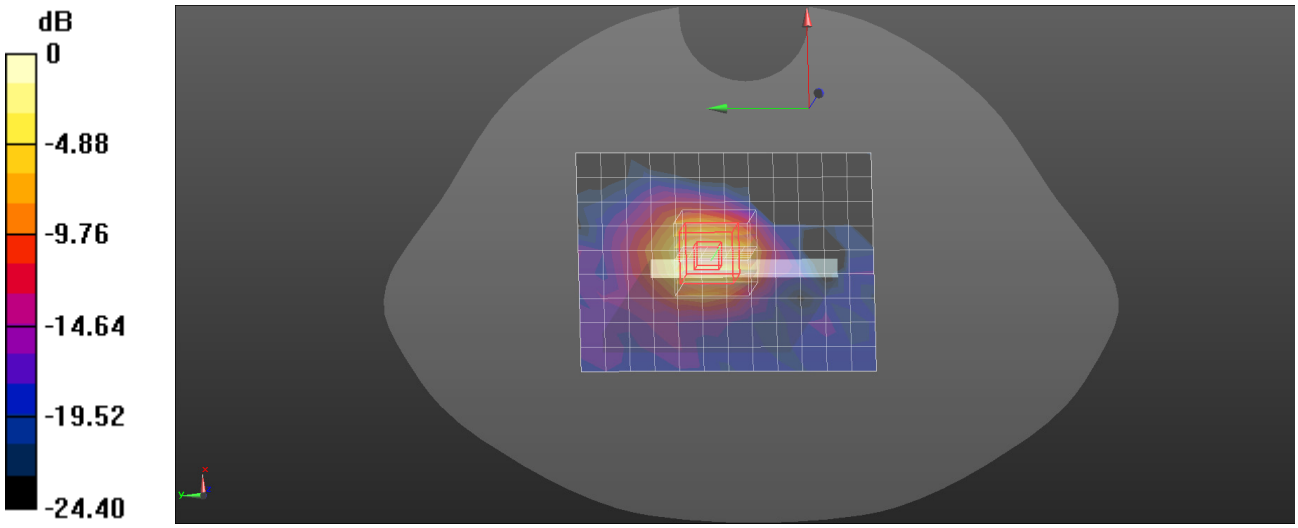

0 dB = 0.232 W/kg = -6.35 dBW/kg

Plot: 21#

DUT: Mobile Phone; Type: X6726B; Serial: 30YY-1

Communication System: UID 0, Generic TDD-FR1 n 41 (0); Frequency: 2593 MHz;Duty Cycle: 1:1.58
Medium parameters used: f = 2593 MHz; σ = 1.997 S/m; ε_r = 37.671; ρ = 1000 kg/m^3
Phantom section: Left Section

DASY5 Configuration:

- Probe: EX3DV4 - SN7896; ConvF(6.6, 6.92, 6.93) @ 2593 MHz; Calibrated: 11/7/2024
- Sensor-Surface: 1.4mm (Mechanical Surface Detection)
- Electronics: DAE4 Sn1325; Calibrated: 10/8/2024
- Phantom: SAM-Twin V8.0 P1aP2a; Type: QD 000 P41 AA ;
- Measurement SW: DASY52, Version 52.10 (4); SEMCAD X Version 14.6.14 (7501)

Head Left Cheek/Ant2 FR1 n 41 50%RB Mid/Area Scan (11x12x1): Measurement grid: dx=10mm, dy=10mm
Maximum value of SAR (measured) = 0.0202 W/kg

Head Left Cheek/Ant2 FR1 n 41 50%RB Mid/Zoom Scan (7x7x7)/Cube 0: Measurement grid: dx=5mm, dy=5mm, dz=5mm
Reference Value = 0.7090 V/m; Power Drift = 0.02 dB
Peak SAR (extrapolated) = 0.0430 W/kg
SAR(1 g) = 0.012 W/kg; SAR(10 g) = 0.00653 W/kg
Smallest distance from peaks to all points 3 dB below: Larger than measurement grid (> 15 mm)
Ratio of SAR at M2 to SAR at M1 = 61.4%
Maximum value of SAR (measured) = 0.0180 W/kg

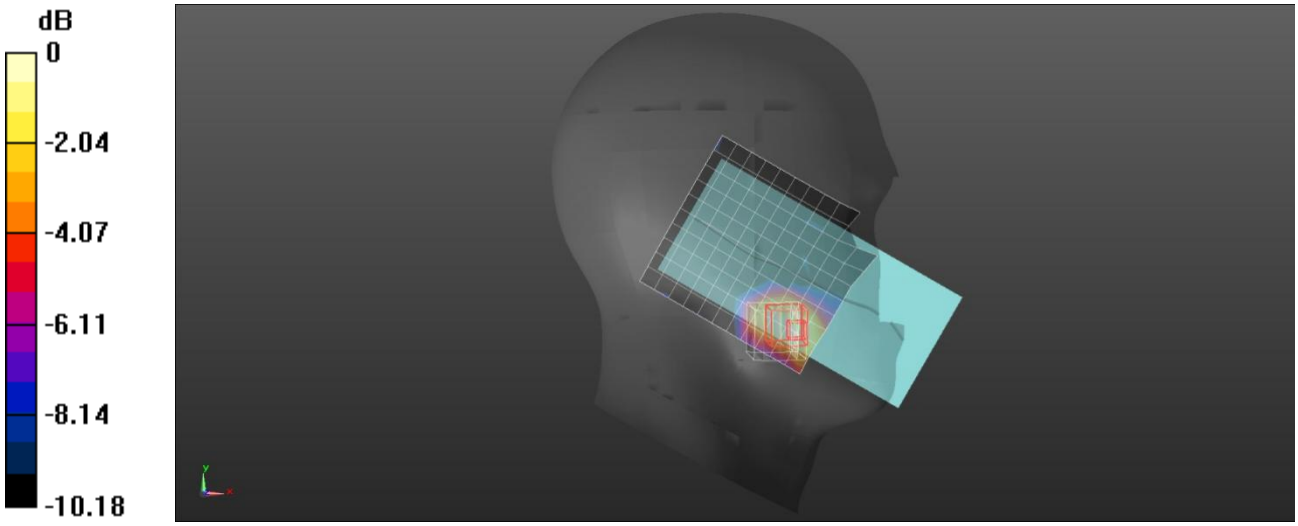

0 dB = 0.0180 W/kg = -17.45 dBW/kg

Plot: 22#

DUT: Mobile Phone; Type: X6726B; Serial: 30YY-1

Communication System: UID 0, Generic TDD-FR1 n 41 (0); Frequency: 2593 MHz;Duty Cycle: 1:1.58
Medium parameters used: f = 2593 MHz; σ = 1.997 S/m; ε_r = 37.671; ρ = 1000 kg/m^3
Phantom section: Flat Section

DASY5 Configuration:

- Probe: EX3DV4 - SN7896; ConvF(6.6, 6.92, 6.93) @ 2593 MHz; Calibrated: 11/7/2024
- Sensor-Surface: 1.4mm (Mechanical Surface Detection)
- Electronics: DAE4 Sn1325; Calibrated: 10/8/2024
- Phantom: SAM-Twin V8.0 P1aP2a; Type: QD 000 P41 AA ;
- Measurement SW: DASY52, Version 52.10 (4); SEMCAD X Version 14.6.14 (7501)

Body Bottom/Ant2 FR1 n 41 1RB Mid/Area Scan (10x13x1): Measurement grid: dx=10mm, dy=10mm
Maximum value of SAR (measured) = 0.106 W/kg

Body Bottom/Ant2 FR1 n 41 1RB Mid/Zoom Scan (7x7x7)/Cube 0: Measurement grid: dx=5mm, dy=5mm, dz=5mm
Reference Value = 5.919 V/m; Power Drift = -0.05 dB
Peak SAR (extrapolated) = 0.138 W/kg
SAR(1 g) = 0.088 W/kg; SAR(10 g) = 0.049 W/kg
Smallest distance from peaks to all points 3 dB below = 11 mm
Ratio of SAR at M2 to SAR at M1 = 64%
Maximum value of SAR (measured) = 0.122 W/kg

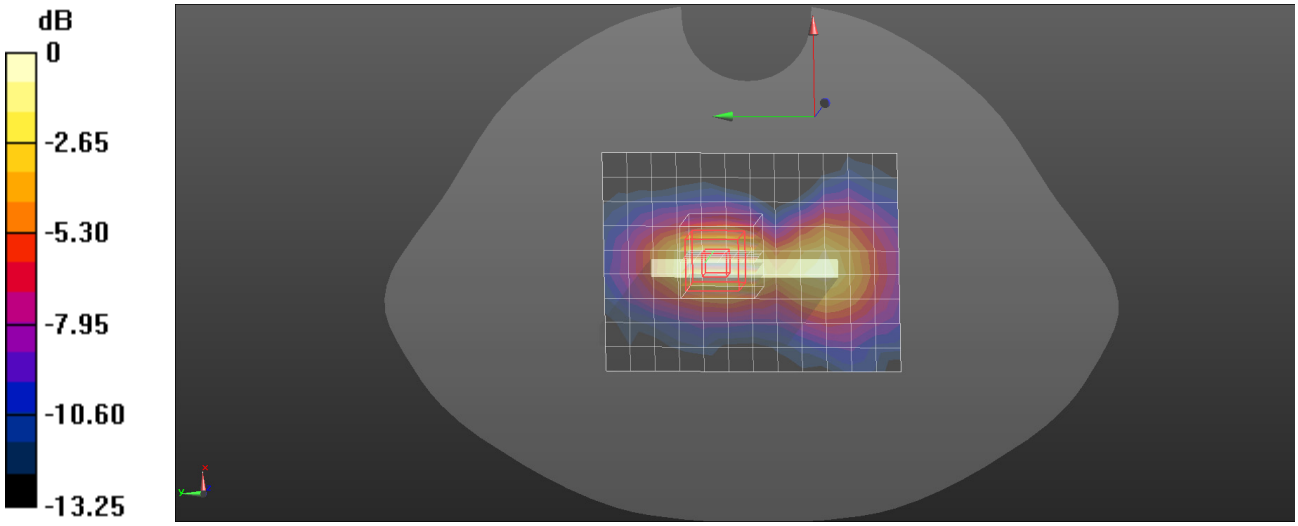

0 dB = 0.122 W/kg = -9.14 dBW/kg

Plot: 23#

DUT: Mobile Phone; Type: X6726B; Serial: 30YY-1

Communication System: UID 0, FDD-5G NR (0); Frequency: 1745 MHz;Duty Cycle: 1:1
Medium parameters used: f = 1745 MHz; σ = 1.353 S/m; ε_r = 40.799; ρ = 1000 kg/m^3
Phantom section: Right Section

DASY5 Configuration:

- Probe: EX3DV4 - SN7896; ConvF(7.2, 7.55, 7.56) @ 1745 MHz; Calibrated: 11/7/2024
- Sensor-Surface: 1.4mm (Mechanical Surface Detection)
- Electronics: DAE4 Sn1325; Calibrated: 10/8/2024
- Phantom: SAM-Twin V8.0 P1aP2a; Type: QD 000 P41 AA ;
- Measurement SW: DASY52, Version 52.10 (4); SEMCAD X Version 14.6.14 (7501)

Head Right Tilt/Ant6 FR1 n 66 50%RB Mid/Area Scan (8x10x1): Measurement grid: dx=15mm, dy=15mm
Maximum value of SAR (measured) = 0.486 W/kg

Head Right Tilt/Ant6 FR1 n 66 50%RB Mid/Zoom Scan (5x5x7)/Cube 0: Measurement grid: dx=8mm, dy=8mm, dz=5mm
Reference Value = 9.346 V/m; Power Drift = 0.12 dB
Peak SAR (extrapolated) = 0.700 W/kg
SAR(1 g) = 0.390 W/kg; SAR(10 g) = 0.194 W/kg
Smallest distance from peaks to all points 3 dB below = 9 mm
Ratio of SAR at M2 to SAR at M1 = 56.4%
Maximum value of SAR (measured) = 0.599 W/kg

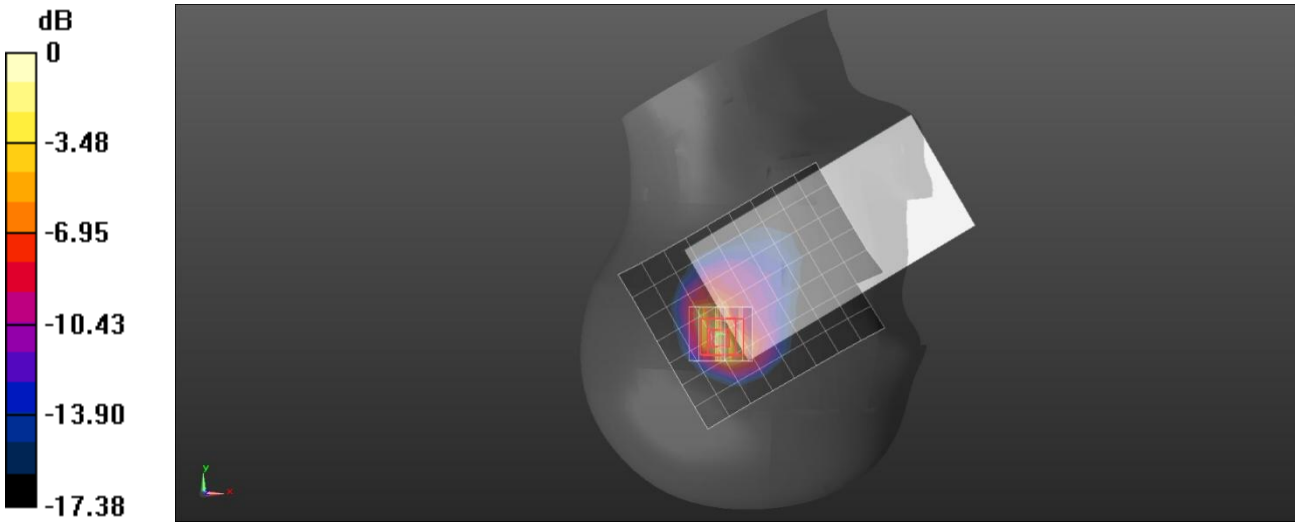

0 dB = 0.599 W/kg = -2.23 dBW/kg

Plot: 24#

DUT: Mobile Phone; Type: X6726B; Serial: 30YY-1

Communication System: UID 0, FDD-5G NR (0); Frequency: 1745 MHz;Duty Cycle: 1:1
Medium parameters used: f = 1745 MHz; σ = 1.353 S/m; ε_r = 40.799; ρ = 1000 kg/m^3
Phantom section: Flat Section

DASY5 Configuration:

- Probe: EX3DV4 - SN7896; ConvF(7.2, 7.55, 7.56) @ 1745 MHz; Calibrated: 11/7/2024
- Sensor-Surface: 1.4mm (Mechanical Surface Detection)
- Electronics: DAE4 Sn1325; Calibrated: 10/8/2024
- Phantom: SAM-Twin V8.0 P1aP2a; Type: QD 000 P41 AA ;
- Measurement SW: DASY52, Version 52.10 (4); SEMCAD X Version 14.6.14 (7501)

Body Top/Ant6 FR1 n 66 50%RB Mid/Area Scan (7x10x1): Measurement grid: dx=15mm, dy=15mm
Maximum value of SAR (measured) = 0.120 W/kg

Body Top/Ant6 FR1 n 66 50%RB Mid/Zoom Scan (5x5x7)/Cube 0: Measurement grid: dx=8mm, dy=8mm, dz=5mm
Reference Value = 8.429 V/m; Power Drift = -0.15 dB
Peak SAR (extrapolated) = 0.161 W/kg
SAR(1 g) = 0.103 W/kg; SAR(10 g) = 0.057 W/kg
Smallest distance from peaks to all points 3 dB below = 9.6 mm
Ratio of SAR at M2 to SAR at M1 = 65.6%
Maximum value of SAR (measured) = 0.141 W/kg

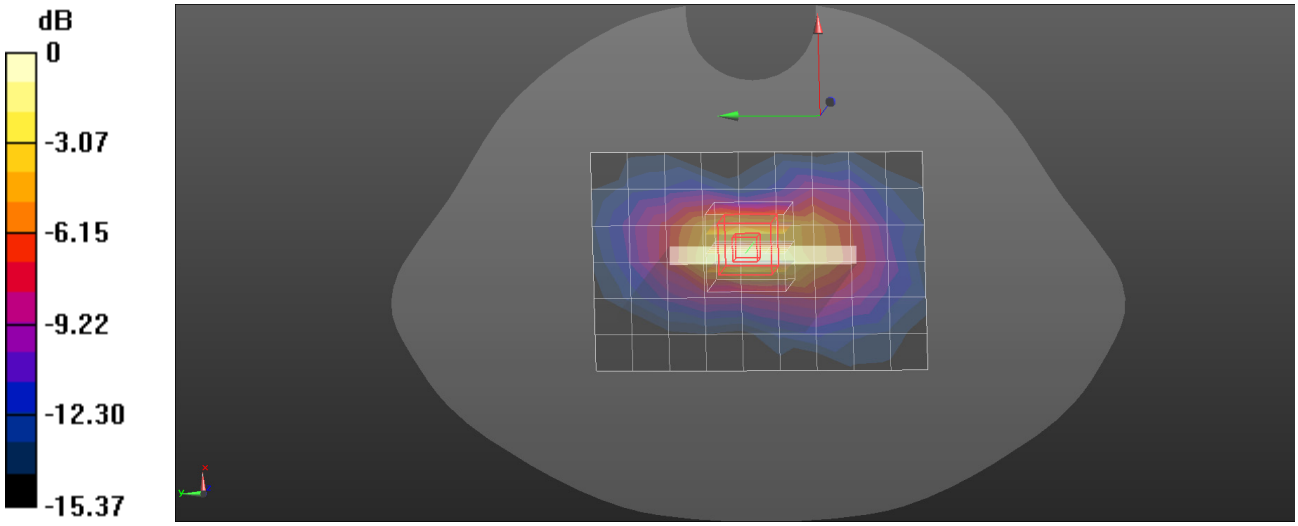

0 dB = 0.141 W/kg = -8.51 dBW/kg

Plot: 25#

DUT: Mobile Phone; Type: X6726B; Serial: 30YY-1

Communication System: UID 0, FDD-5G NR (0); Frequency: 1745 MHz;Duty Cycle: 1:1
Medium parameters used: f = 1745 MHz; σ = 1.353 S/m; ε_r = 40.799; ρ = 1000 kg/m^3
Phantom section: Flat Section

DASY5 Configuration:

- Probe: EX3DV4 - SN7896; ConvF(7.2, 7.55, 7.56) @ 1745 MHz; Calibrated: 11/7/2024
- Sensor-Surface: 1.4mm (Mechanical Surface Detection)
- Electronics: DAE4 Sn1325; Calibrated: 10/8/2024
- Phantom: SAM-Twin V8.0 P1aP2a; Type: QD 000 P41 AA ;
- Measurement SW: DASY52, Version 52.10 (4); SEMCAD X Version 14.6.14 (7501)

Body Back/Ant2 FR1 n 66 50%RB Mid/Area Scan (8x10x1): Measurement grid: dx=15mm, dy=15mm
Maximum value of SAR (measured) = 0.0680 W/kg

Body Back/Ant2 FR1 n 66 50%RB Mid/Zoom Scan (5x5x7)/Cube 0: Measurement grid: dx=8mm, dy=8mm, dz=5mm
Reference Value = 2.380 V/m; Power Drift = 0.16 dB
Peak SAR (extrapolated) = 0.0890 W/kg
SAR(1 g) = 0.053 W/kg; SAR(10 g) = 0.028 W/kg
Smallest distance from peaks to all points 3 dB below: Larger than measurement grid (> 16 mm)
Ratio of SAR at M2 to SAR at M1 = 58.7%
Maximum value of SAR (measured) = 0.0761 W/kg

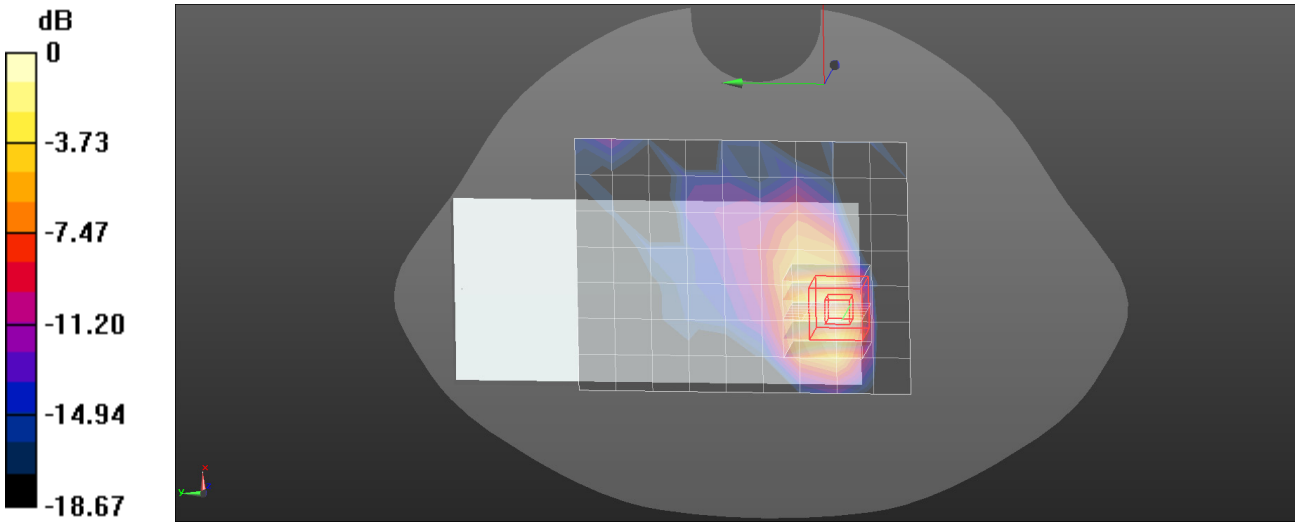

0 dB = 0.0761 W/kg = -11.19 dBW/kg

Plot: 26#

DUT: Mobile Phone; Type: X6726B; Serial: 30YY-1

Communication System: UID 0, Generic FDD-FR1 n 71 (0); Frequency: 680.5 MHz;Duty Cycle: 1:1
Medium parameters used: f = 680.5 MHz; σ = 0.854 S/m; ε_r = 41.286; ρ = 1000 kg/m^3
Phantom section: Right Section

DASY5 Configuration:

- Probe: EX3DV4 - SN7896; ConvF(8.72, 9.14, 9.15) @ 680.5 MHz; Calibrated: 11/7/2024
- Sensor-Surface: 1.4mm (Mechanical Surface Detection)
- Electronics: DAE4 Sn1325; Calibrated: 10/8/2024
- Phantom: SAM-Twin V8.0 P1aP2a; Type: QD 000 P41 AA ;
- Measurement SW: DASY52, Version 52.10 (4); SEMCAD X Version 14.6.14 (7501)

Head Right Tilt/Ant6 FR1 n 71 50%RB Mid/Area Scan (8x10x1): Measurement grid: dx=15mm, dy=15mm
Maximum value of SAR (measured) = 0.167 W/kg

Head Right Tilt/Ant6 FR1 n 71 50%RB Mid/Zoom Scan (5x5x7)/Cube 0: Measurement grid: dx=8mm, dy=8mm, dz=5mm
Reference Value = 9.141 V/m; Power Drift = -0.09 dB
Peak SAR (extrapolated) = 0.477 W/kg
SAR(1 g) = 0.161 W/kg; SAR(10 g) = 0.075 W/kg
Smallest distance from peaks to all points 3 dB below = 8.6 mm
Ratio of SAR at M2 to SAR at M1 = 31.2%
Maximum value of SAR (measured) = 0.332 W/kg

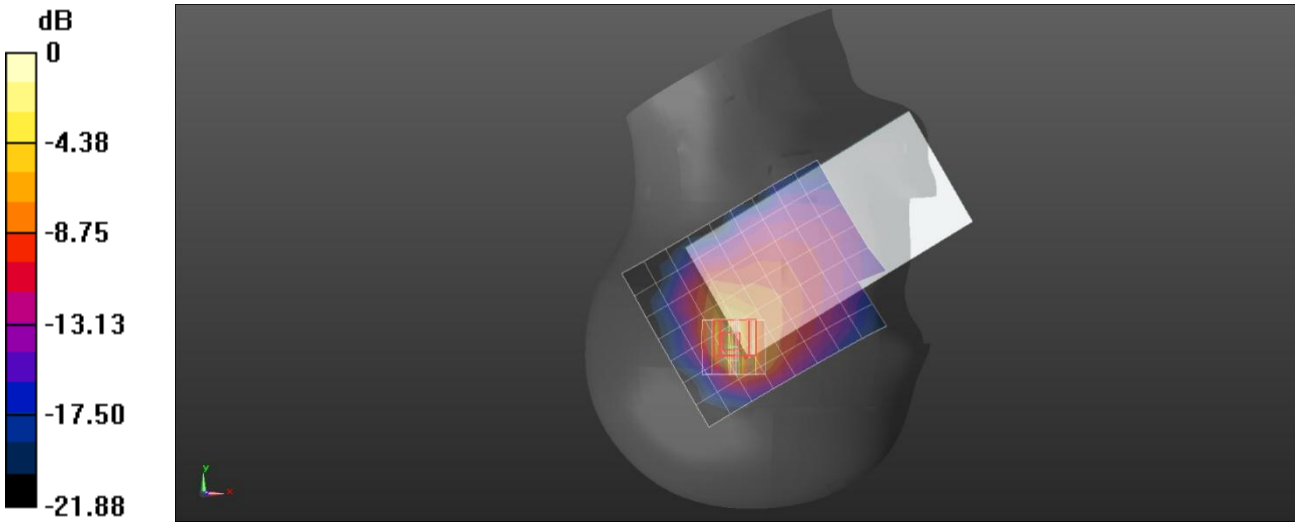

0 dB = 0.332 W/kg = -4.79 dBW/kg

Plot: 27#

DUT: Mobile Phone; Type: X6726B; Serial: 30YY-1

Communication System: UID 0, Generic FDD-FR1 n 71 (0); Frequency: 680.5 MHz;Duty Cycle: 1:1
Medium parameters used: f = 680.5 MHz; σ = 0.854 S/m; ε_r = 41.286; ρ = 1000 kg/m^3
Phantom section: Flat Section

DASY5 Configuration:

- Probe: EX3DV4 - SN7896; ConvF(8.72, 9.14, 9.15) @ 680.5 MHz; Calibrated: 11/7/2024
- Sensor-Surface: 1.4mm (Mechanical Surface Detection)
- Electronics: DAE4 Sn1325; Calibrated: 10/8/2024
- Phantom: SAM-Twin V8.0 P1aP2a; Type: QD 000 P41 AA ;
- Measurement SW: DASY52, Version 52.10 (4); SEMCAD X Version 14.6.14 (7501)

Body Back/Ant6 FR1 n 71 50%RB Mid/Area Scan (9x13x1): Measurement grid: dx=15mm, dy=15mm
Maximum value of SAR (measured) = 0.0393 W/kg

Body Back/Ant6 FR1 n 71 50%RB Mid/Zoom Scan (5x5x7)/Cube 0: Measurement grid: dx=8mm, dy=8mm, dz=5mm
Reference Value = 6.411 V/m; Power Drift = -0.15 dB
Peak SAR (extrapolated) = 0.0410 W/kg
SAR(1 g) = 0.036 W/kg; SAR(10 g) = 0.029 W/kg
Smallest distance from peaks to all points 3 dB below: Larger than measurement grid (> 16 mm)
Ratio of SAR at M2 to SAR at M1 = 84.8%
Maximum value of SAR (measured) = 0.0390 W/kg

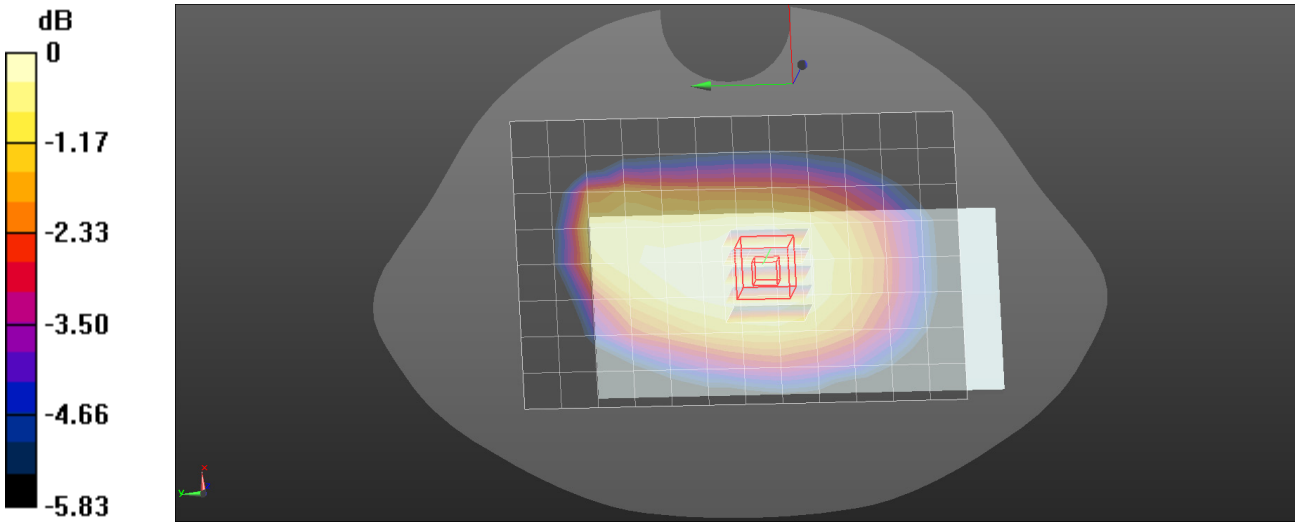

0 dB = 0.0390 W/kg = -14.09 dBW/kg

Plot: 28#

DUT: Mobile Phone; Type: X6726B; Serial: 30YY-1

Communication System: UID 0, Generic FDD-FR1 n 71 (0); Frequency: 680.5 MHz;Duty Cycle: 1:1
Medium parameters used: f = 680.5 MHz; σ = 0.854 S/m; ε_r = 41.286; ρ = 1000 kg/m^3
Phantom section: Right Section

DASY5 Configuration:

- Probe: EX3DV4 - SN7896; ConvF(8.72, 9.14, 9.15) @ 680.5 MHz; Calibrated: 11/7/2024
- Sensor-Surface: 1.4mm (Mechanical Surface Detection)
- Electronics: DAE4 Sn1325; Calibrated: 10/8/2024
- Phantom: SAM-Twin V8.0 P1aP2a; Type: QD 000 P41 AA ;
- Measurement SW: DASY52, Version 52.10 (4); SEMCAD X Version 14.6.14 (7501)

Head Right Cheek/Ant2 FR1 n 71 1RB Mid/Area Scan (8x10x1): Measurement grid: dx=15mm, dy=15mm
Maximum value of SAR (measured) = 0.0962 W/kg

Head Right Cheek/Ant2 FR1 n 71 1RB Mid/Zoom Scan (5x5x7)/Cube 0: Measurement grid: dx=8mm, dy=8mm, dz=5mm
Reference Value = 2.116 V/m; Power Drift = 0.00 dB
Peak SAR (extrapolated) = 0.0940 W/kg
SAR(1 g) = 0.085 W/kg; SAR(10 g) = 0.070 W/kg
Smallest distance from peaks to all points 3 dB below: Larger than measurement grid (> 16 mm)
Ratio of SAR at M2 to SAR at M1 = 88.6%
Maximum value of SAR (measured) = 0.0912 W/kg

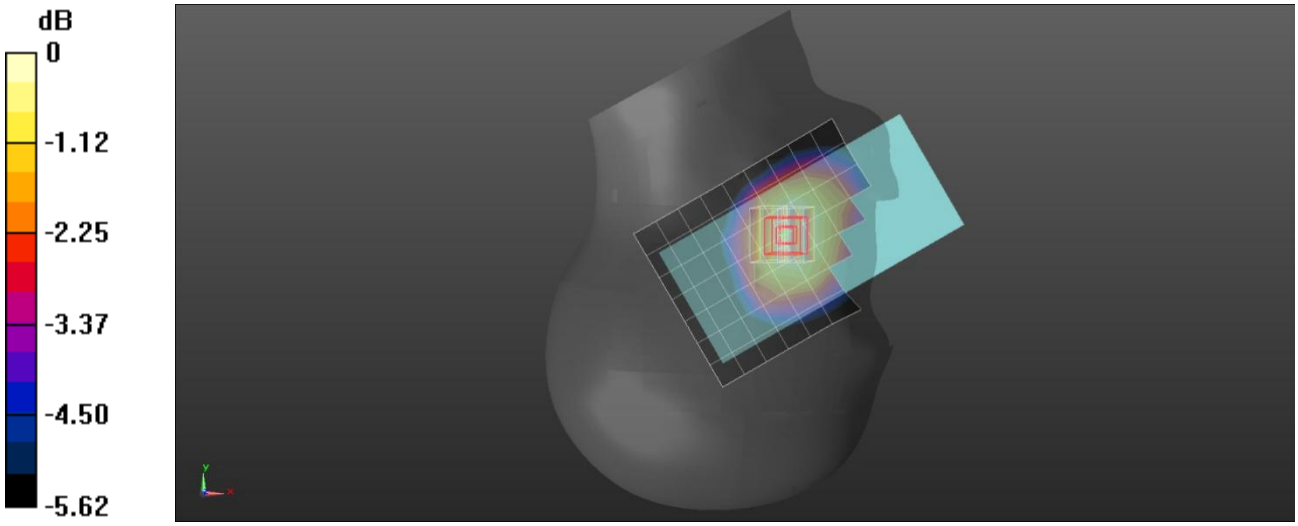

0 dB = 0.0912 W/kg = -10.40 dBW/kg

Plot: 29#

DUT: Mobile Phone; Type: X6726B; Serial: 30YY-1

Communication System: UID 0, Generic FDD-FR1 n 71 (0); Frequency: 680.5 MHz;Duty Cycle: 1:1
Medium parameters used: f = 680.5 MHz; σ = 0.854 S/m; ε_r = 41.286; ρ = 1000 kg/m^3
Phantom section: Flat Section

DASY5 Configuration:

- Probe: EX3DV4 - SN7896; ConvF(8.72, 9.14, 9.15) @ 680.5 MHz; Calibrated: 11/7/2024
- Sensor-Surface: 1.4mm (Mechanical Surface Detection)
- Electronics: DAE4 Sn1325; Calibrated: 10/8/2024
- Phantom: SAM-Twin V8.0 P1aP2a; Type: QD 000 P41 AA ;
- Measurement SW: DASY52, Version 52.10 (4); SEMCAD X Version 14.6.14 (7501)

Body Right/Ant2 FR1 n 71 1RB Mid/Area Scan (7x12x1): Measurement grid: dx=15mm, dy=15mm
Maximum value of SAR (measured) = 0.103 W/kg

Body Right/Ant2 FR1 n 71 1RB Mid/Zoom Scan (5x5x7)/Cube 0: Measurement grid: dx=8mm, dy=8mm, dz=5mm
Reference Value = 10.19 V/m; Power Drift = 0.02 dB
Peak SAR (extrapolated) = 0.116 W/kg
SAR(1 g) = 0.091 W/kg; SAR(10 g) = 0.068 W/kg
Smallest distance from peaks to all points 3 dB below: Larger than measurement grid (> 16 mm)
Ratio of SAR at M2 to SAR at M1 = 76.2%
Maximum value of SAR (measured) = 0.108 W/kg

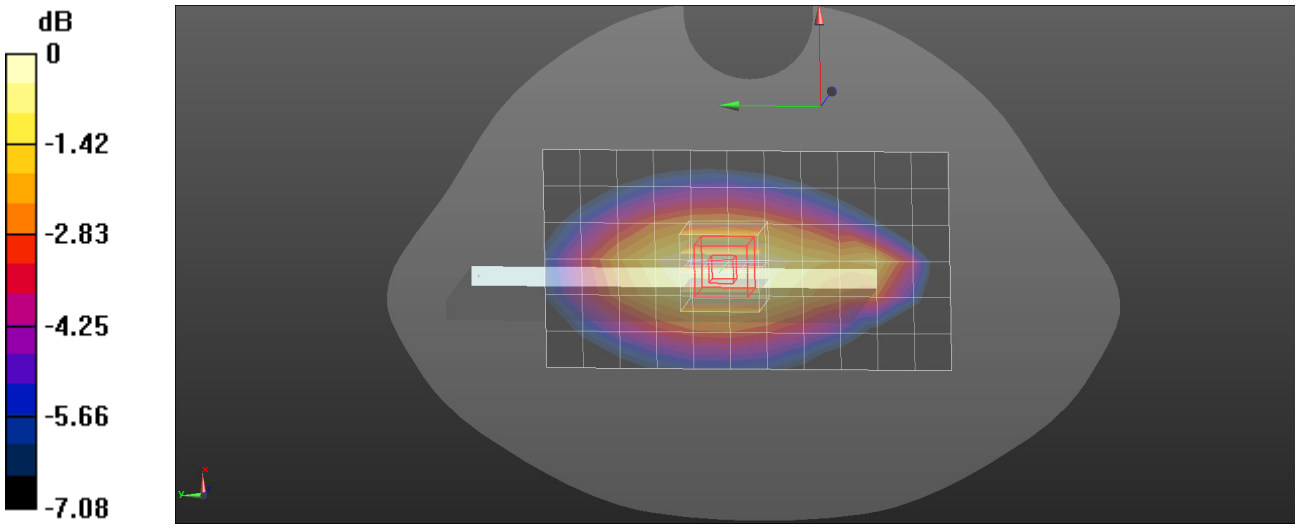

0 dB = 0.108 W/kg = -9.67 dBW/kg

Plot: 30#

DUT: Mobile Phone; Type: X6726B; Serial: 30YY-1

Communication System: UID 0, TDD-5G NR (0); Frequency: 3500 MHz;Duty Cycle: 1:1.58
Medium parameters used: f = 3500 MHz; σ = 2.97 S/m; ε_r = 36.952; ρ = 1000 kg/m^3
Phantom section: Left Section

DASY5 Configuration:

- Probe: EX3DV4 - SN7896; ConvF(5.91, 6.19, 6.2) @ 3500 MHz; Calibrated: 11/7/2024
- Sensor-Surface: 1.4mm (Mechanical Surface Detection)
- Electronics: DAE4 Sn1325; Calibrated: 10/8/2024
- Phantom: SAM-Twin V8.0 P1aP2a; Type: QD 000 P41 AA ;
- Measurement SW: DASY52, Version 52.10 (4); SEMCAD X Version 14.6.14 (7501)

Head Left Tilt/Ant7 FR1 n77 Lower 50%RB Mid/Area Scan (11x11x1): Measurement grid: dx=10mm, dy=10mm
Maximum value of SAR (measured) = 0.586 W/kg

Head Left Tilt/Ant7 FR1 n77 Lower 50%RB Mid/Zoom Scan (8x8x16)/Cube 0: Measurement grid: dx=4mm, dy=4mm, dz=2mm
Reference Value = 3.878 V/m; Power Drift = 0.08 dB
Peak SAR (extrapolated) = 1.10 W/kg
SAR(1 g) = 0.454 W/kg; SAR(10 g) = 0.145 W/kg
Smallest distance from peaks to all points 3 dB below = 5.6 mm
Ratio of SAR at M2 to SAR at M1 = 73.3%
Maximum value of SAR (measured) = 0.877 W/kg

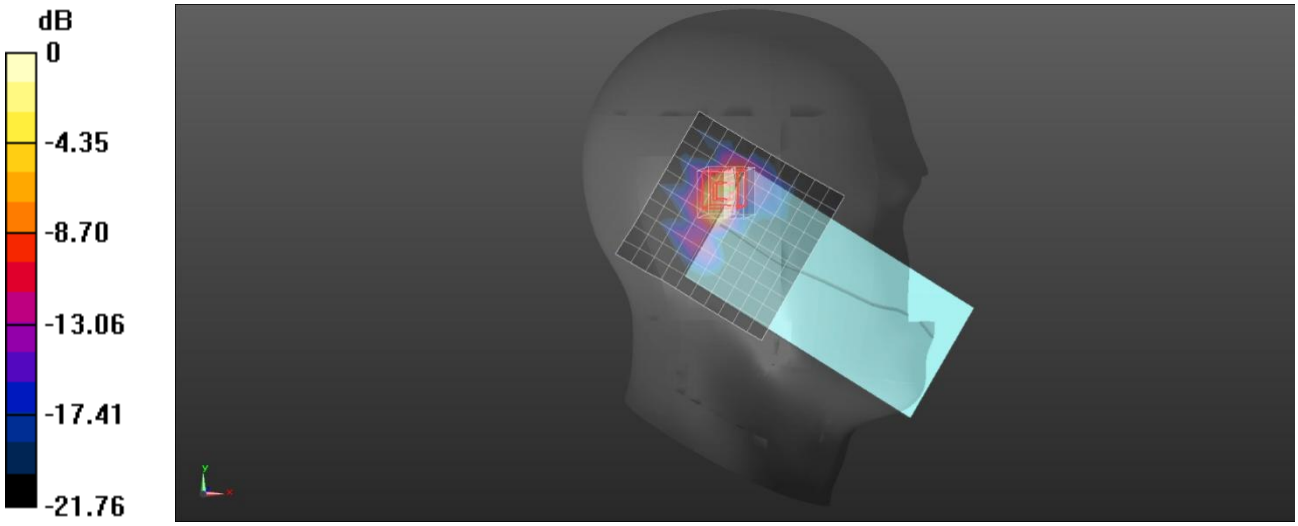

0 dB = 0.877 W/kg = -0.57 dBW/kg

Plot: 31#

DUT: Mobile Phone; Type: X6726B; Serial: 30YY-1

Communication System: UID 0, TDD-5G NR (0); Frequency: 3500 MHz;Duty Cycle: 1:1.58
Medium parameters used: f = 3500 MHz; σ = 2.97 S/m; ε_r = 36.952; ρ = 1000 kg/m^3
Phantom section: Flat Section

DASY5 Configuration:

- Probe: EX3DV4 - SN7896; ConvF(5.91, 6.19, 6.2) @ 3500 MHz; Calibrated: 11/7/2024
- Sensor-Surface: 1.4mm (Mechanical Surface Detection)
- Electronics: DAE4 Sn1325; Calibrated: 10/8/2024
- Phantom: SAM-Twin V8.0 P1aP2a; Type: QD 000 P41 AA ;
- Measurement SW: DASY52, Version 52.10 (4); SEMCAD X Version 14.6.14 (7501)

Body Top/Ant7 FR1 n77 Lower 50%RB Mid/Area Scan (10x13x1): Measurement grid: dx=10mm, dy=10mm
Maximum value of SAR (measured) = 0.130 W/kg

Body Top/Ant7 FR1 n77 Lower 50%RB Mid/Zoom Scan (8x8x16)/Cube 0: Measurement grid: dx=4mm, dy=4mm, dz=2mm
Reference Value = 3.799 V/m; Power Drift = 0.12 dB
Peak SAR (extrapolated) = 0.203 W/kg
SAR(1 g) = 0.100 W/kg; SAR(10 g) = 0.043 W/kg
Smallest distance from peaks to all points 3 dB below = 8.2 mm
Ratio of SAR at M2 to SAR at M1 = 75.9%
Maximum value of SAR (measured) = 0.164 W/kg

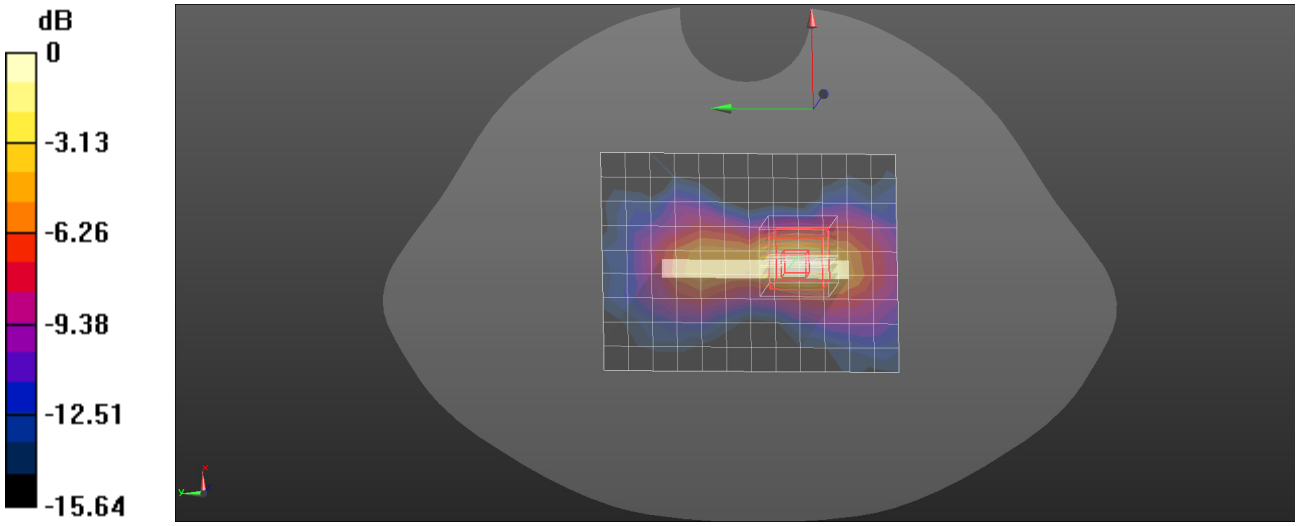

0 dB = 0.164 W/kg = -7.85 dBW/kg

Plot: 32#

DUT: Mobile Phone; Type: X6726B; Serial: 30YY-1

Communication System: UID 0, TDD-5G NR (0); Frequency: 3625 MHz;Duty Cycle: 1:1.58
Medium parameters used: f = 3625 MHz; σ = 2.996 S/m; ε_r = 36.56; ρ = 1000 kg/m^3
Phantom section: Left Section

DASY5 Configuration:

- Probe: EX3DV4 - SN7896; ConvF(5.92, 6.2, 6.21) @ 3625 MHz; Calibrated: 11/7/2024
- Sensor-Surface: 1.4mm (Mechanical Surface Detection)
- Electronics: DAE4 Sn1325; Calibrated: 10/8/2024
- Phantom: SAM-Twin V8.0 P1aP2a; Type: QD 000 P41 AA ;
- Measurement SW: DASY52, Version 52.10 (4); SEMCAD X Version 14.6.14 (7501)

Head Left Tilt/Ant7 FR1 n77 Middle 50%RB Mid/Area Scan (11x11x1): Measurement grid: dx=10mm, dy=10mm
Maximum value of SAR (measured) = 0.454 W/kg

Head Left Tilt/Ant7 FR1 n77 Middle 50%RB Mid/Zoom Scan (8x8x16)/Cube 0: Measurement grid: dx=4mm, dy=4mm, dz=2mm
Reference Value = 3.278 V/m; Power Drift = -0.03 dB
Peak SAR (extrapolated) = 0.810 W/kg
SAR(1 g) = 0.337 W/kg; SAR(10 g) = 0.113 W/kg
Smallest distance from peaks to all points 3 dB below = 5.7 mm
Ratio of SAR at M2 to SAR at M1 = 73.7%
Maximum value of SAR (measured) = 0.643 W/kg

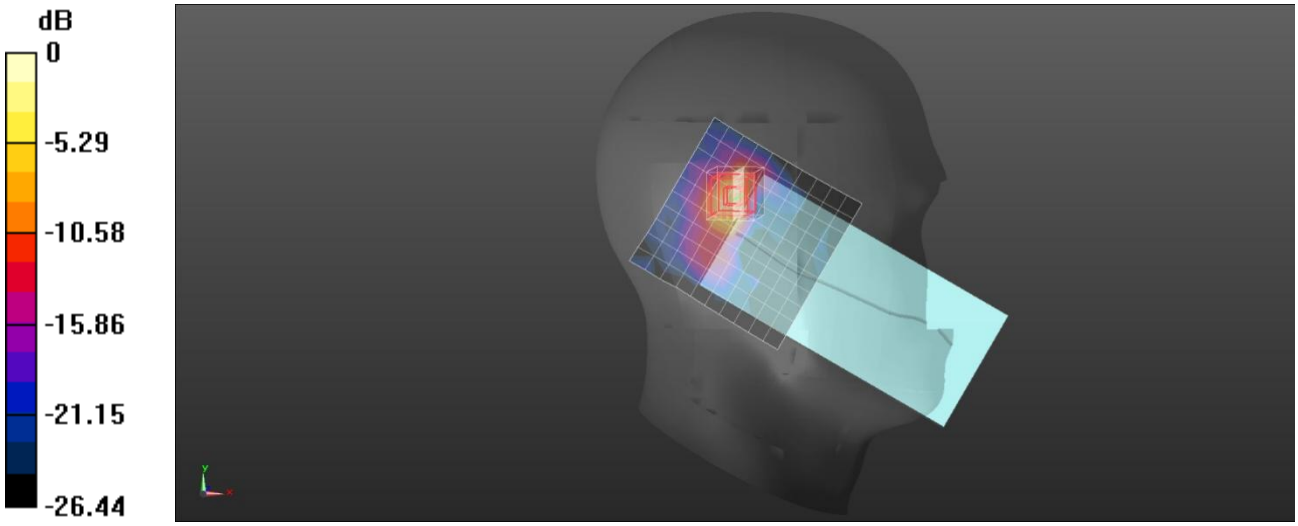

0 dB = 0.643 W/kg = -1.92 dBW/kg

Plot: 33#

DUT: Mobile Phone; Type: X6726B; Serial: 30YY-1

Communication System: UID 0, TDD-5G NR (0); Frequency: 3625 MHz;Duty Cycle: 1:1.58
Medium parameters used: f = 3625 MHz; σ = 2.996 S/m; ε_r = 36.56; ρ = 1000 kg/m^3
Phantom section: Flat Section

DASY5 Configuration:

- Probe: EX3DV4 - SN7896; ConvF(5.92, 6.2, 6.21) @ 3625 MHz; Calibrated: 11/7/2024
- Sensor-Surface: 1.4mm (Mechanical Surface Detection)
- Electronics: DAE4 Sn1325; Calibrated: 10/8/2024
- Phantom: SAM-Twin V8.0 P1aP2a; Type: QD 000 P41 AA ;
- Measurement SW: DASY52, Version 52.10 (4); SEMCAD X Version 14.6.14 (7501)

Body Top/Ant7 FR1 n77 Middle 1RB Mid/Area Scan (10x13x1): Measurement grid: dx=10mm, dy=10mm
Maximum value of SAR (measured) = 0.176 W/kg

Body Top/Ant7 FR1 n77 Middle 1RB Mid/Zoom Scan (8x8x16)/Cube 0: Measurement grid: dx=4mm, dy=4mm, dz=2mm
Reference Value = 3.750 V/m; Power Drift = -0.16 dB
Peak SAR (extrapolated) = 0.220 W/kg
SAR(1 g) = 0.105 W/kg; SAR(10 g) = 0.043 W/kg
Smallest distance from peaks to all points 3 dB below = 7.9 mm
Ratio of SAR at M2 to SAR at M1 = 75.8%
Maximum value of SAR (measured) = 0.180 W/kg

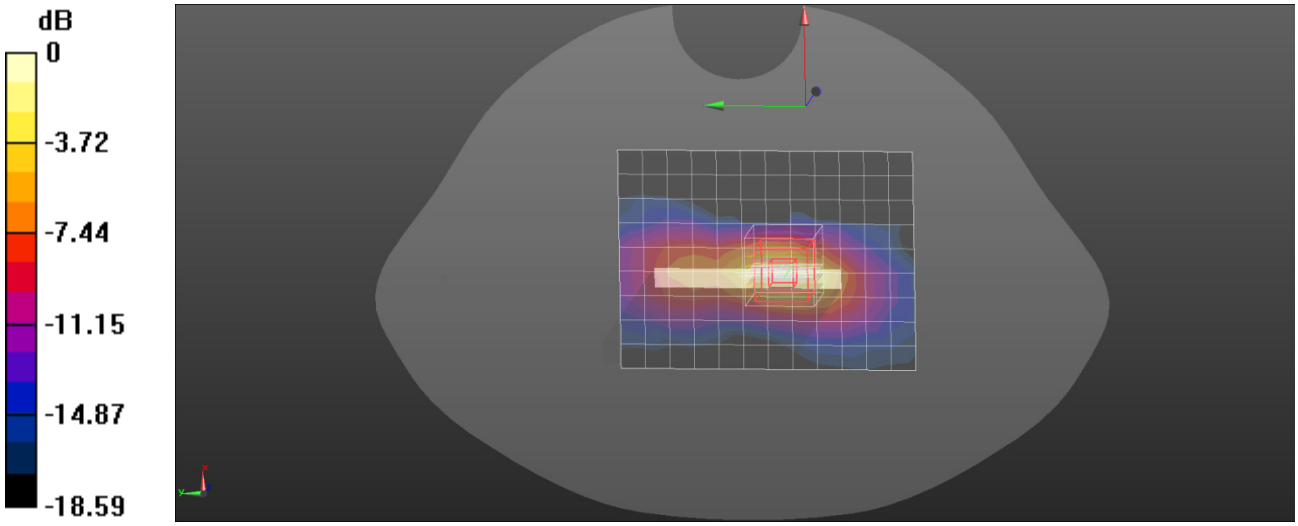

0 dB = 0.180 W/kg = -7.45 dBW/kg

Plot: 34#

DUT: Mobile Phone; Type: X6726B; Serial: 30YY-1

Communication System: UID 0, TDD-5G NR (0); Frequency: 3840 MHz;Duty Cycle: 1:1.58
Medium parameters used: f = 3840 MHz; σ = 3.265 S/m; ε_r = 36.209; ρ = 1000 kg/m^3
Phantom section: Left Section

DASY5 Configuration:

- Probe: EX3DV4 - SN7896; ConvF(5.79, 6.07, 6.07) @ 3840 MHz; Calibrated: 11/7/2024
- Sensor-Surface: 1.4mm (Mechanical Surface Detection)
- Electronics: DAE4 Sn1325; Calibrated: 10/8/2024
- Phantom: SAM-Twin V8.0 P1aP2a; Type: QD 000 P41 AA ;
- Measurement SW: DASY52, Version 52.10 (4); SEMCAD X Version 14.6.14 (7501)

Head Left Tilt/Ant7 FR1 n77 Upper 50%RB Mid/Area Scan (11x9x1): Measurement grid: dx=10mm, dy=10mm
Maximum value of SAR (measured) = 0.374 W/kg

Head Left Tilt/Ant7 FR1 n77 Upper 50%RB Mid/Zoom Scan (8x8x16)/Cube 0: Measurement grid: dx=4mm, dy=4mm, dz=2mm
Reference Value = 2.490 V/m; Power Drift = -0.12 dB
Peak SAR (extrapolated) = 1.53 W/kg
SAR(1 g) = 0.305 W/kg; SAR(10 g) = 0.087 W/kg
Smallest distance from peaks to all points 3 dB below = 4.8 mm
Ratio of SAR at M2 to SAR at M1 = 75.8%
Maximum value of SAR (measured) = 0.563 W/kg

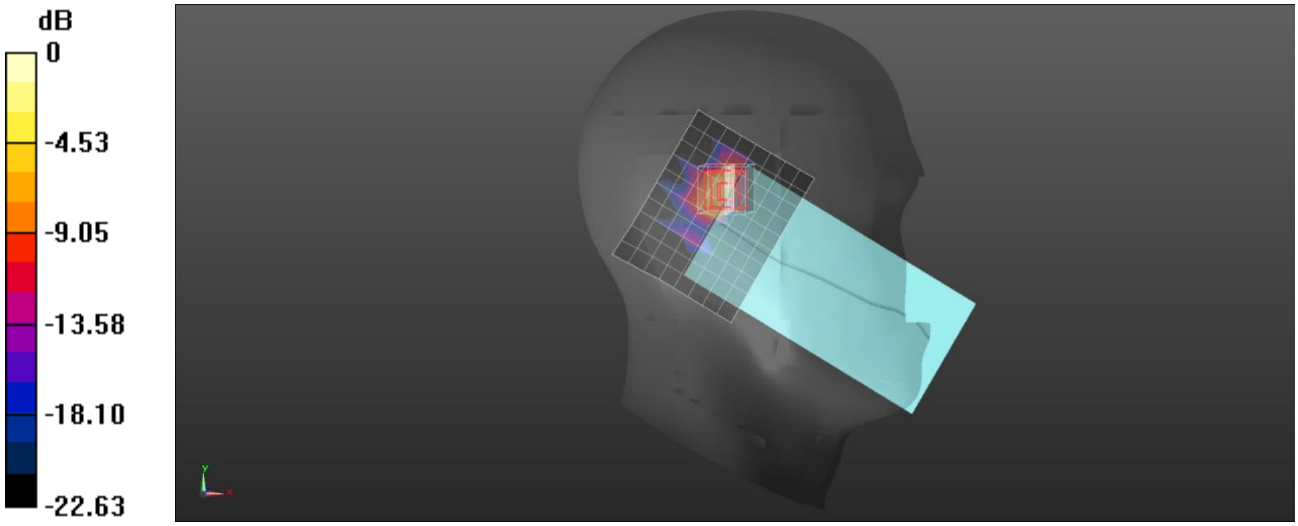

0 dB = 0.563 W/kg = -2.49 dBW/kg

Plot: 35#

DUT: Mobile Phone; Type: X6726B; Serial: 30YY-1

Communication System: UID 0, TDD-5G NR (0); Frequency: 3840 MHz;Duty Cycle: 1:1.58
Medium parameters used: f = 3840 MHz; σ = 3.265 S/m; ε_r = 36.209; ρ = 1000 kg/m^3
Phantom section: Flat Section

DASY5 Configuration:

- Probe: EX3DV4 - SN7896; ConvF(5.79, 6.07, 6.07) @ 3840 MHz; Calibrated: 11/7/2024
- Sensor-Surface: 1.4mm (Mechanical Surface Detection)
- Electronics: DAE4 Sn1325; Calibrated: 10/8/2024
- Phantom: SAM-Twin V8.0 P1aP2a; Type: QD 000 P41 AA ;
- Measurement SW: DASY52, Version 52.10 (4); SEMCAD X Version 14.6.14 (7501)

Body Top/Ant7 FR1 n77 Upper 1RB Mid/Area Scan (10x13x1): Measurement grid: dx=10mm, dy=10mm
Maximum value of SAR (measured) = 0.154 W/kg

Body Top/Ant7 FR1 n77 Upper 1RB Mid/Zoom Scan (8x8x16)/Cube 0: Measurement grid: dx=4mm, dy=4mm, dz=2mm
Reference Value = 4.652 V/m; Power Drift = -0.04 dB
Peak SAR (extrapolated) = 0.195 W/kg
SAR(1 g) = 0.093 W/kg; SAR(10 g) = 0.040 W/kg
Smallest distance from peaks to all points 3 dB below = 8.8 mm
Ratio of SAR at M2 to SAR at M1 = 74.4%
Maximum value of SAR (measured) = 0.156 W/kg

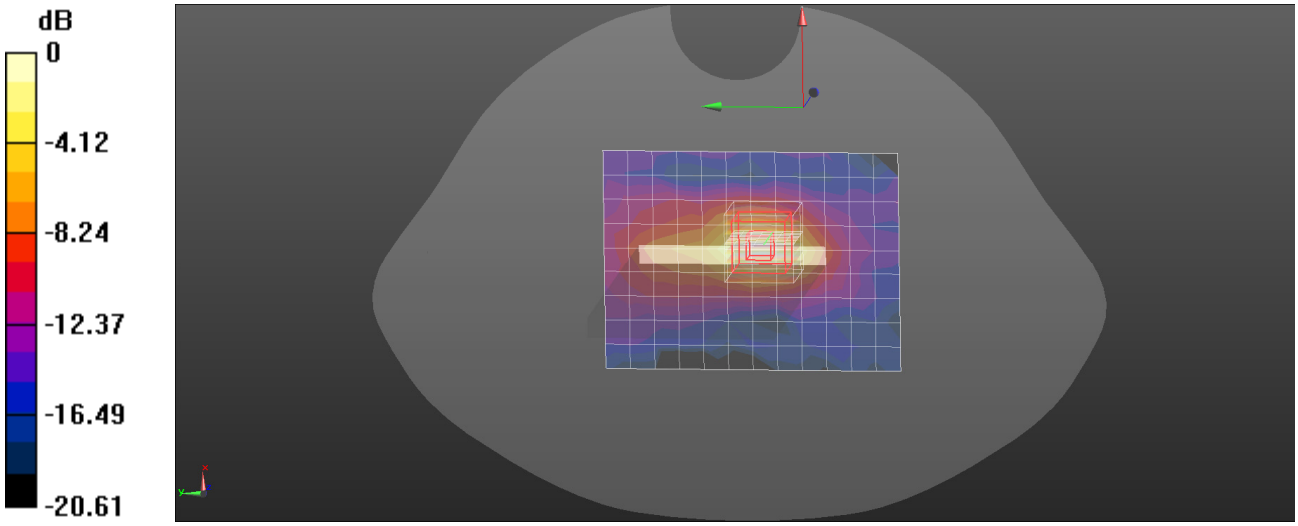

0 dB = 0.156 W/kg = -8.07 dBW/kg

Plot: 36#

DUT: Mobile Phone; Type: X6726B; Serial: 30YY-1

Communication System: UID 0, 2.4G WiFi (0); Frequency: 2437 MHz;Duty Cycle: 1:1
Medium parameters used: f = 2437 MHz; σ = 1.814 S/m; ε_r = 39.748; ρ = 1000 kg/m^3
Phantom section: Left Section

DASY5 Configuration:

- Probe: EX3DV4 - SN7896; ConvF(6.54, 6.85, 6.86) @ 2437 MHz; Calibrated: 11/7/2024
- Sensor-Surface: 1.4mm (Mechanical Surface Detection)
- Electronics: DAE4 Sn1325; Calibrated: 10/8/2024
- Phantom: SAM-Twin V8.0 P1aP2a; Type: QD 000 P41 AA ;
- Measurement SW: DASY52, Version 52.10 (4); SEMCAD X Version 14.6.14 (7501)

Head Left Cheek/Ant1 WLAN 802.11b Mid/Area Scan (10x11x1): Measurement grid: dx=10mm, dy=10mm
Maximum value of SAR (measured) = 0.147 W/kg

Head Left Cheek/Ant1 WLAN 802.11b Mid/Zoom Scan (7x7x7)/Cube 0: Measurement grid: dx=5mm, dy=5mm, dz=5mm
Reference Value = 2.496 V/m; Power Drift = 0.10 dB
Peak SAR (extrapolated) = 0.539 W/kg
SAR(1 g) = 0.102 W/kg; SAR(10 g) = 0.034 W/kg
Smallest distance from peaks to all points 3 dB below = 7.8 mm
Ratio of SAR at M2 to SAR at M1 = 33%
Maximum value of SAR (measured) = 0.194 W/kg

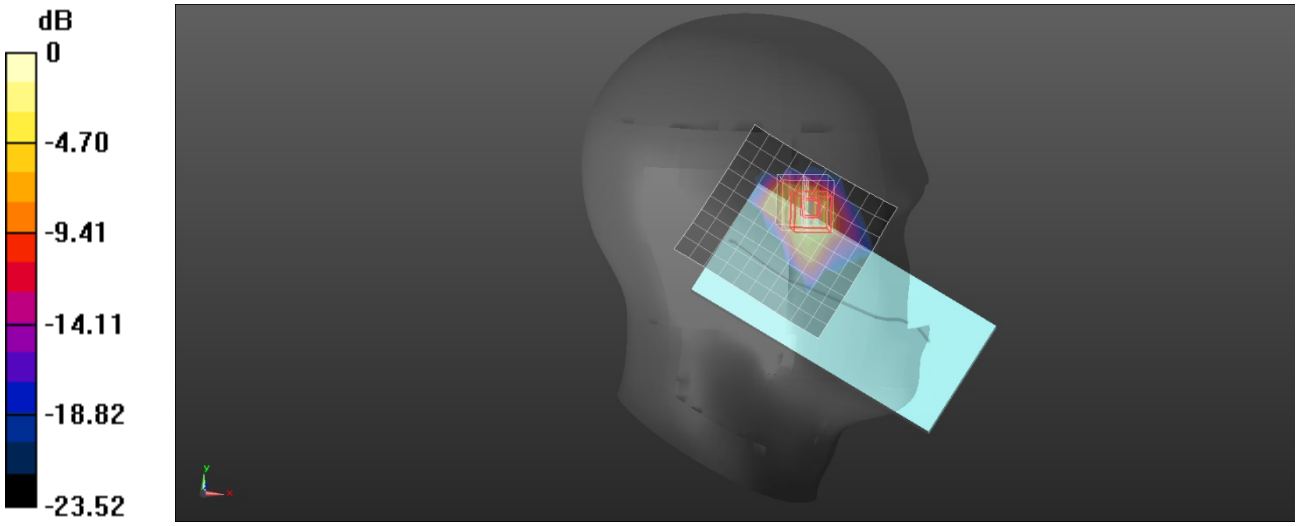

0 dB = 0.194 W/kg = -7.12 dBW/kg

Plot: 37#

DUT: Mobile Phone; Type: X6726B; Serial: 30YY-1

Communication System: UID 0, 2.4G WiFi (0); Frequency: 2437 MHz;Duty Cycle: 1:1
Medium parameters used: f = 2437 MHz; σ = 1.814 S/m; ε_r = 39.748; ρ = 1000 kg/m^3
Phantom section: Flat Section

DASY5 Configuration:

- Probe: EX3DV4 - SN7896; ConvF(6.54, 6.85, 6.86) @ 2437 MHz; Calibrated: 11/7/2024
- Sensor-Surface: 1.4mm (Mechanical Surface Detection)
- Electronics: DAE4 Sn1325; Calibrated: 10/8/2024
- Phantom: SAM-Twin V8.0 P1aP2a; Type: QD 000 P41 AA ;
- Measurement SW: DASY52, Version 52.10 (4); SEMCAD X Version 14.6.14 (7501)

Body Back/Ant1 WLAN 802.11b Mid/Area Scan (11x11x1): Measurement grid: dx=10mm, dy=10mm
Maximum value of SAR (measured) = 0.126 W/kg

Body Back/Ant1 WLAN 802.11b Mid/Zoom Scan (7x7x7)/Cube 0: Measurement grid: dx=5mm, dy=5mm, dz=5mm
Reference Value = 1.022 V/m; Power Drift = 0.08 dB
Peak SAR (extrapolated) = 0.156 W/kg
SAR(1 g) = 0.071 W/kg; SAR(10 g) = 0.021 W/kg
Smallest distance from peaks to all points 3 dB below = 8.5 mm
Ratio of SAR at M2 to SAR at M1 = 51.3%
Maximum value of SAR (measured) = 0.129 W/kg

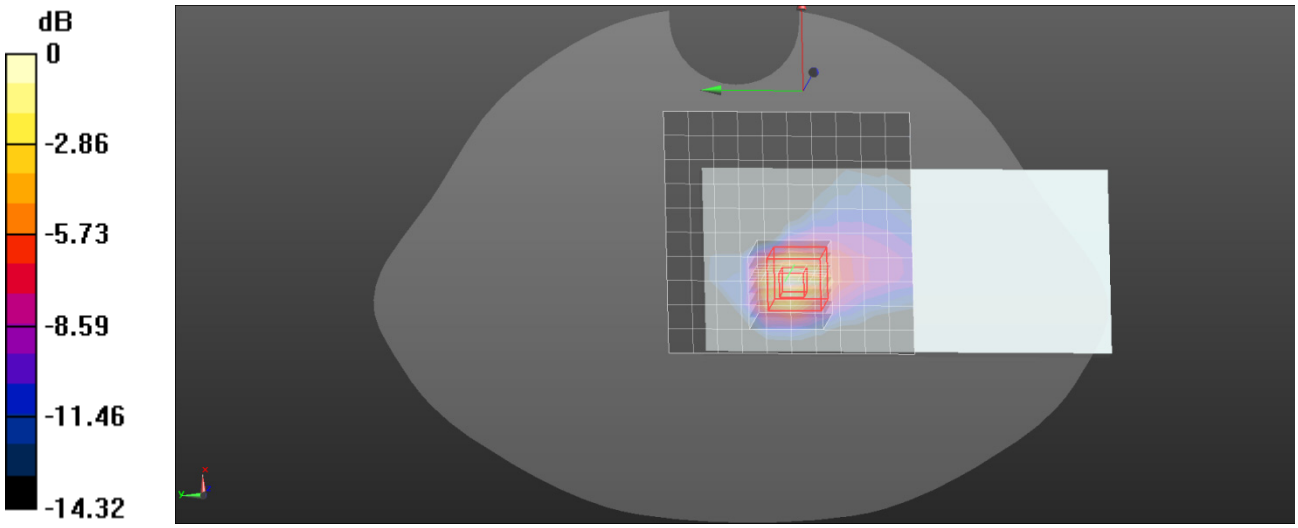

0 dB = 0.129 W/kg = -8.89 dBW/kg

Plot: 38#

DUT: Mobile Phone; Type: X6726B; Serial: 30YY-1

Communication System: UID 0, 2.4G WiFi (0); Frequency: 2437 MHz;Duty Cycle: 1:1
Medium parameters used: f = 2437 MHz; σ = 1.814 S/m; ε_r = 39.748; ρ = 1000 kg/m^3
Phantom section: Left Section

DASY5 Configuration:

- Probe: EX3DV4 - SN7896; ConvF(6.54, 6.85, 6.86) @ 2437 MHz; Calibrated: 11/7/2024
- Sensor-Surface: 1.4mm (Mechanical Surface Detection)
- Electronics: DAE4 Sn1325; Calibrated: 10/8/2024
- Phantom: SAM-Twin V8.0 P1aP2a; Type: QD 000 P41 AA ;
- Measurement SW: DASY52, Version 52.10 (4); SEMCAD X Version 14.6.14 (7501)

Head Left Cheek/Ant12 WLAN 802.11b Mid/Area Scan (11x11x1): Measurement grid: dx=10mm, dy=10mm
Maximum value of SAR (measured) = 0.198 W/kg

Head Left Cheek/Ant12 WLAN 802.11b Mid/Zoom Scan (7x7x7)/Cube 0: Measurement grid: dx=5mm, dy=5mm, dz=5mm
Reference Value = 4.702 V/m; Power Drift = -0.14 dB
Peak SAR (extrapolated) = 0.371 W/kg
SAR(1 g) = 0.132 W/kg; SAR(10 g) = 0.059 W/kg
Smallest distance from peaks to all points 3 dB below = 5.7 mm
Ratio of SAR at M2 to SAR at M1 = 33.5%
Maximum value of SAR (measured) = 0.247 W/kg

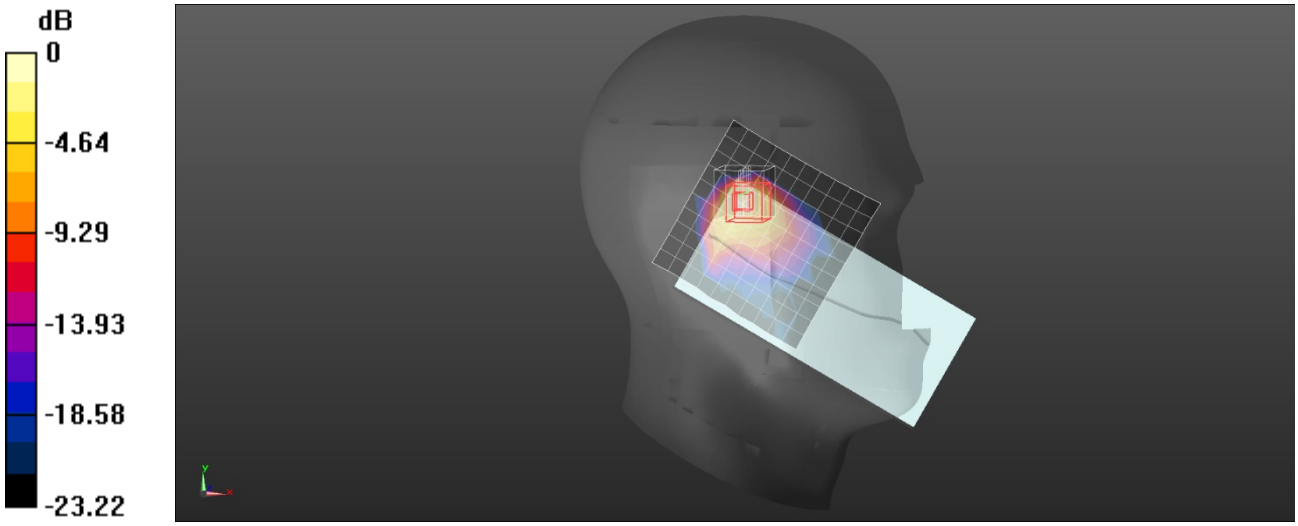

0 dB = 0.247 W/kg = -6.07 dBW/kg

Plot: 39#

DUT: Mobile Phone; Type: X6726B; Serial: 30YY-1

Communication System: UID 0, 2.4G WiFi (0); Frequency: 2437 MHz;Duty Cycle: 1:1
Medium parameters used: f = 2437 MHz; σ = 1.814 S/m; ε_r = 39.748; ρ = 1000 kg/m^3
Phantom section: Flat Section

DASY5 Configuration:

- Probe: EX3DV4 - SN7896; ConvF(6.54, 6.85, 6.86) @ 2437 MHz; Calibrated: 11/7/2024
- Sensor-Surface: 1.4mm (Mechanical Surface Detection)
- Electronics: DAE4 Sn1325; Calibrated: 10/8/2024
- Phantom: SAM-Twin V8.0 P1aP2a; Type: QD 000 P41 AA ;
- Measurement SW: DASY52, Version 52.10 (4); SEMCAD X Version 14.6.14 (7501)

Body Back/Ant12 WLAN 802.11b Mid/Area Scan (11x11x1): Measurement grid: dx=10mm, dy=10mm
Maximum value of SAR (measured) = 0.105 W/kg

Body Back/Ant12 WLAN 802.11b Mid/Zoom Scan (7x7x7)/Cube 0: Measurement grid: dx=5mm, dy=5mm, dz=5mm
Reference Value = 5.902 V/m; Power Drift = -0.15 dB
Peak SAR (extrapolated) = 0.174 W/kg
SAR(1 g) = 0.067 W/kg; SAR(10 g) = 0.022 W/kg
Smallest distance from peaks to all points 3 dB below = 8.1 mm
Ratio of SAR at M2 to SAR at M1 = 46%
Maximum value of SAR (measured) = 0.116 W/kg

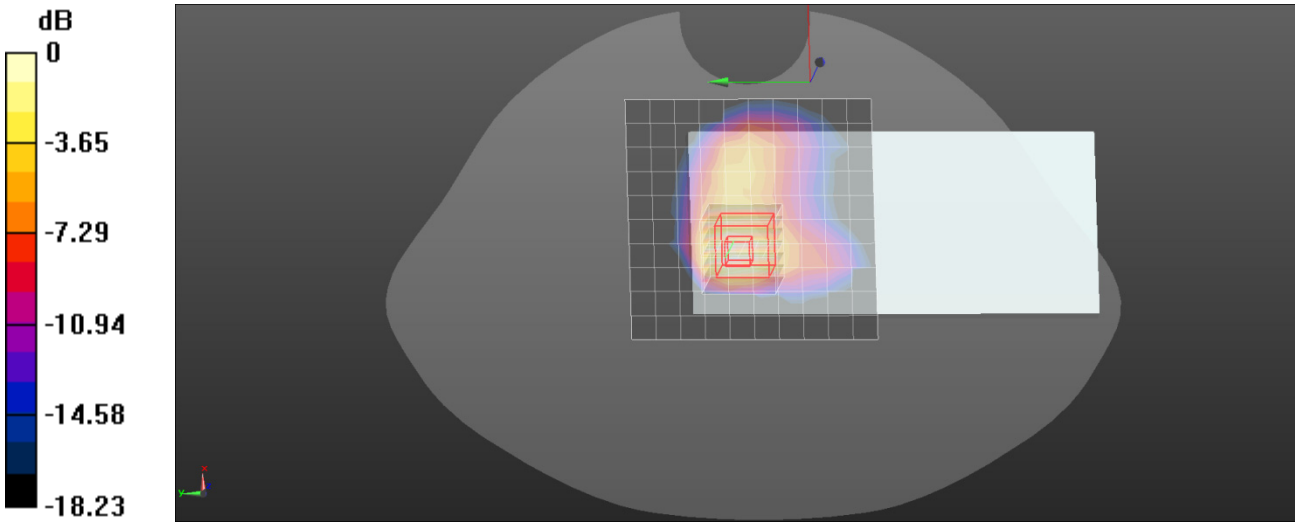

0 dB = 0.116 W/kg = -9.36 dBW/kg

Plot: 40#

DUT: Mobile Phone; Type: X6726B; Serial: 30YY-1

Communication System: UID 0, 5.2G WiFi (0); Frequency: 5200 MHz;Duty Cycle: 1:1
Medium parameters used: f = 5200 MHz; σ = 4.606 S/m; ε_r = 35.005; ρ = 1000 kg/m^3
Phantom section: Left Section

DASY5 Configuration:

- Probe: EX3DV4 - SN7896; ConvF(4.86, 5.09, 5.09) @ 5200 MHz; Calibrated: 11/7/2024
- Sensor-Surface: 1.4mm (Mechanical Surface Detection)
- Electronics: DAE4 Sn1325; Calibrated: 10/8/2024
- Phantom: SAM-Twin V8.0 P1aP2a; Type: QD 000 P41 AA ;
- Measurement SW: DASY52, Version 52.10 (4); SEMCAD X Version 14.6.14 (7501)

Head Left Tilt/Ant12 WLAN 5.2G 802.11a Mid/Area Scan (10x11x1): Measurement grid: dx=10mm, dy=10mm
Maximum value of SAR (measured) = 0.469 W/kg

Head Left Tilt/Ant12 WLAN 5.2G 802.11a Mid/Zoom Scan (8x8x12)/Cube 0: Measurement grid: dx=4mm, dy=4mm, dz=2mm
Reference Value = 0.4100 V/m; Power Drift = 0.16 dB
Peak SAR (extrapolated) = 1.08 W/kg
SAR(1 g) = 0.218 W/kg; SAR(10 g) = 0.059 W/kg
Smallest distance from peaks to all points 3 dB below = 6.1 mm
Ratio of SAR at M2 to SAR at M1 = 43%
Maximum value of SAR (measured) = 0.675 W/kg

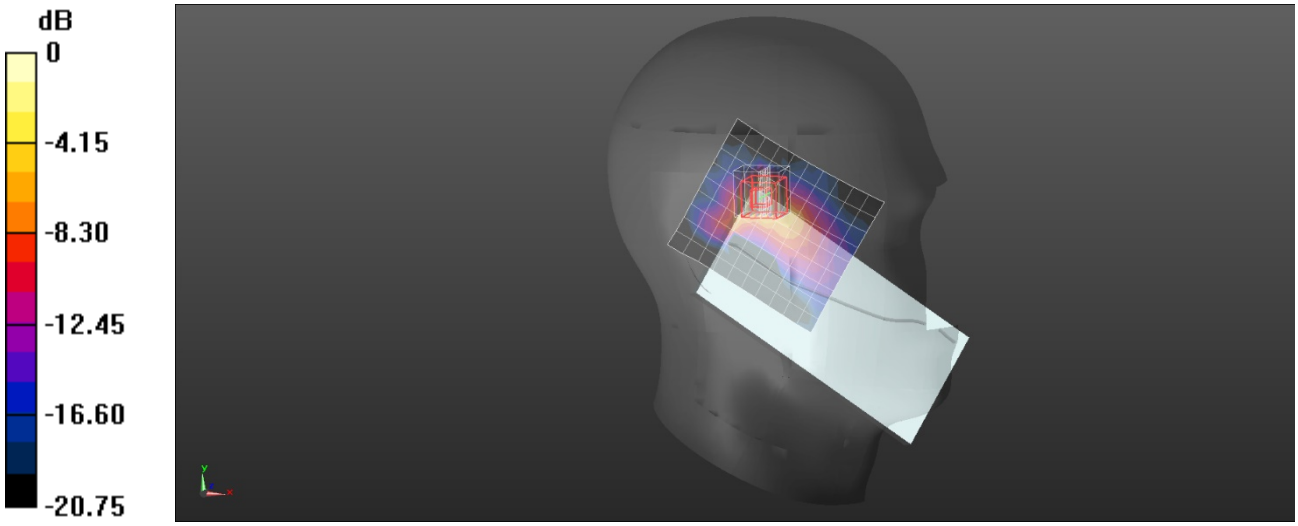

0 dB = 0.675 W/kg = -1.71 dBW/kg

Plot: 41#

DUT: Mobile Phone; Type: X6726B; Serial: 30YY-1

Communication System: UID 0, 5.2G WiFi (0); Frequency: 5200 MHz;Duty Cycle: 1:1
Medium parameters used: f = 5200 MHz; σ = 4.606 S/m; ε_r = 35.005; ρ = 1000 kg/m^3
Phantom section: Flat Section

DASY5 Configuration:

- Probe: EX3DV4 - SN7896; ConvF(4.86, 5.09, 5.09) @ 5200 MHz; Calibrated: 11/7/2024
- Sensor-Surface: 1.4mm (Mechanical Surface Detection)
- Electronics: DAE4 Sn1325; Calibrated: 10/8/2024
- Phantom: SAM-Twin V8.0 P1aP2a; Type: QD 000 P41 AA ;
- Measurement SW: DASY52, Version 52.10 (4); SEMCAD X Version 14.6.14 (7501)

Body Back/Ant12 WLAN 5.2G 802.11a Mid/Area Scan (11x11x1): Measurement grid: dx=10mm, dy=10mm
Maximum value of SAR (measured) = 0.236 W/kg

Body Back/Ant12 WLAN 5.2G 802.11a Mid/Zoom Scan (8x8x12)/Cube 0: Measurement grid: dx=4mm, dy=4mm, dz=2mm
Reference Value = 3.762 V/m; Power Drift = -0.17 dB
Peak SAR (extrapolated) = 0.920 W/kg
SAR(1 g) = 0.159 W/kg; SAR(10 g) = 0.052 W/kg
Smallest distance from peaks to all points 3 dB below = 5.7 mm
Ratio of SAR at M2 to SAR at M1 = 51.4%
Maximum value of SAR (measured) = 0.463 W/kg

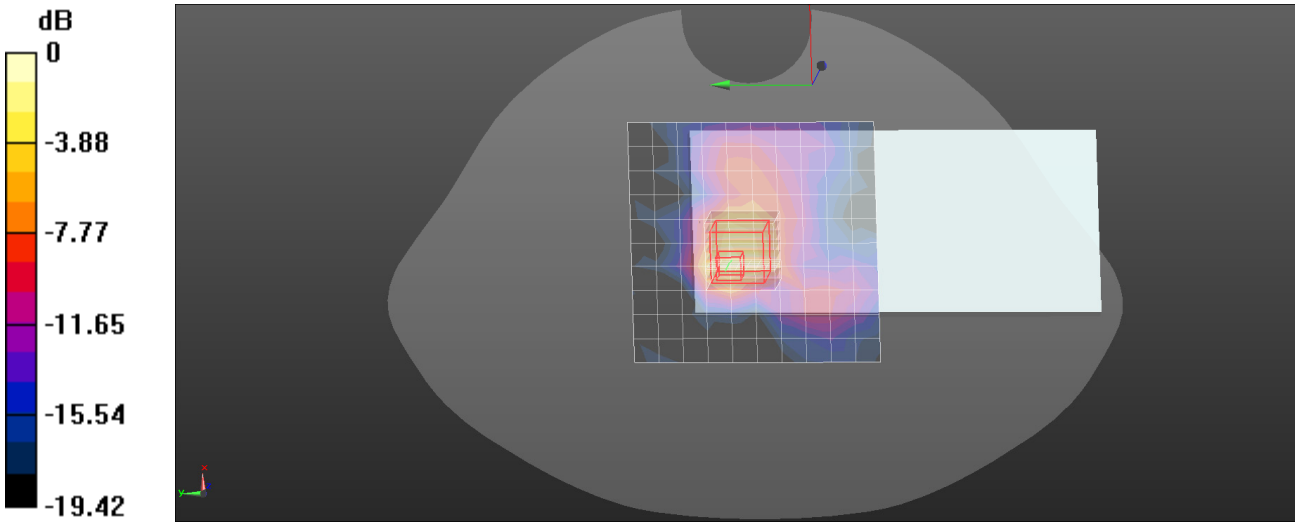

0 dB = 0.463 W/kg = -3.34 dBW/kg

Plot: 42#

DUT: Mobile Phone; Type: X6726B; Serial: 30YY-1

Communication System: UID 0, 5.3G WiFi (0); Frequency: 5280 MHz;Duty Cycle: 1:1
Medium parameters used: f = 5280 MHz; σ = 4.741 S/m; ε_r = 36.325; ρ = 1000 kg/m^3
Phantom section: Left Section

DASY5 Configuration:

- Probe: EX3DV4 - SN7896; ConvF(4.86, 5.09, 5.09) @ 5280 MHz; Calibrated: 11/7/2024
- Sensor-Surface: 1.4mm (Mechanical Surface Detection)
- Electronics: DAE4 Sn1325; Calibrated: 10/8/2024
- Phantom: SAM-Twin V8.0 P1aP2a; Type: QD 000 P41 AA ;
- Measurement SW: DASY52, Version 52.10 (4); SEMCAD X Version 14.6.14 (7501)

Head Left Tilt/Ant12 WLAN 5.3G 802.11a Mid/Area Scan (11x11x1): Measurement grid: dx=10mm, dy=10mm
Maximum value of SAR (measured) = 0.648 W/kg

Head Left Tilt/Ant12 WLAN 5.3G 802.11a Mid/Zoom Scan (8x8x12)/Cube 0: Measurement grid: dx=4mm, dy=4mm, dz=2mm
Reference Value = 2.240 V/m; Power Drift = -0.05 dB
Peak SAR (extrapolated) = 1.35 W/kg
SAR(1 g) = 0.245 W/kg; SAR(10 g) = 0.072 W/kg
Smallest distance from peaks to all points 3 dB below = 5.8 mm
Ratio of SAR at M2 to SAR at M1 = 44%
Maximum value of SAR (measured) = 0.674 W/kg

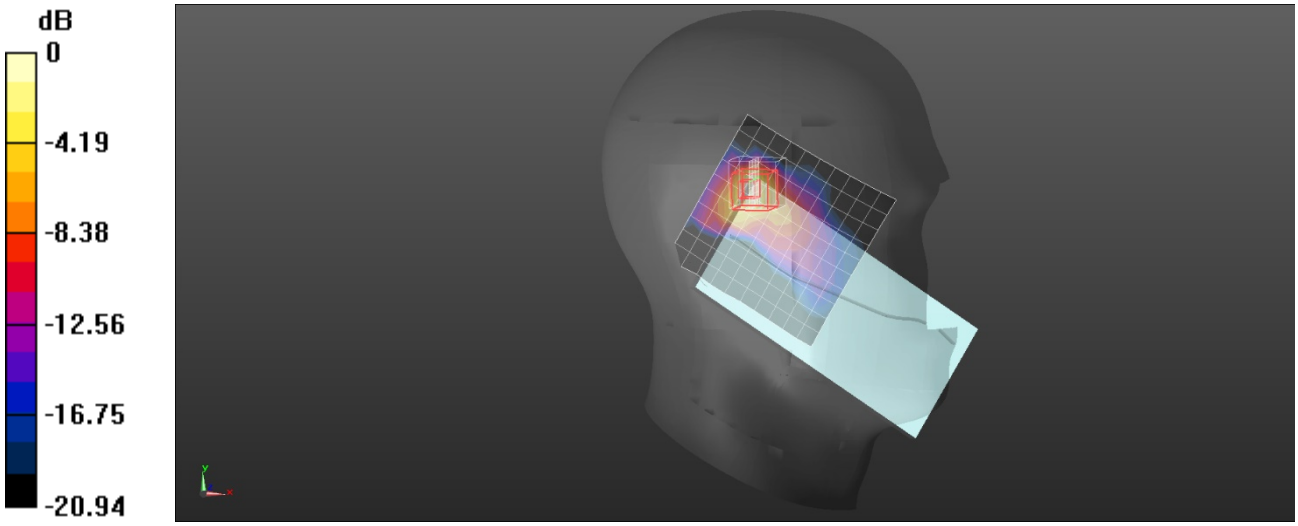

0 dB = 0.674 W/kg = -1.71 dBW/kg

Plot: 43#

DUT: Mobile Phone; Type: X6726B; Serial: 30YY-1

Communication System: UID 0, 5.3G WiFi (0); Frequency: 5280 MHz;Duty Cycle: 1:1
Medium parameters used: f = 5280 MHz; σ = 4.741 S/m; ε_r = 36.325; ρ = 1000 kg/m^3
Phantom section: Flat Section

DASY5 Configuration:

- Probe: EX3DV4 - SN7896; ConvF(4.86, 5.09, 5.09) @ 5280 MHz; Calibrated: 11/7/2024
- Sensor-Surface: 1.4mm (Mechanical Surface Detection)
- Electronics: DAE4 Sn1325; Calibrated: 10/8/2024
- Phantom: SAM-Twin V8.0 P1aP2a; Type: QD 000 P41 AA ;
- Measurement SW: DASY52, Version 52.10 (4); SEMCAD X Version 14.6.14 (7501)

Body Right/Ant12 WLAN 5.3G 802.11a Mid/Area Scan (9x11x1): Measurement grid: dx=10mm, dy=10mm
Maximum value of SAR (measured) = 0.426 W/kg

Body Right/Ant12 WLAN 5.3G 802.11a Mid/Zoom Scan (8x8x12)/Cube 0: Measurement grid: dx=4mm, dy=4mm, dz=2mm
Reference Value = 1.531 V/m; Power Drift = -0.12 dB
Peak SAR (extrapolated) = 0.785 W/kg
SAR(1 g) = 0.142 W/kg; SAR(10 g) = 0.038 W/kg
Smallest distance from peaks to all points 3 dB below = 5.6 mm
Ratio of SAR at M2 to SAR at M1 = 40%
Maximum value of SAR (measured) = 0.454 W/kg

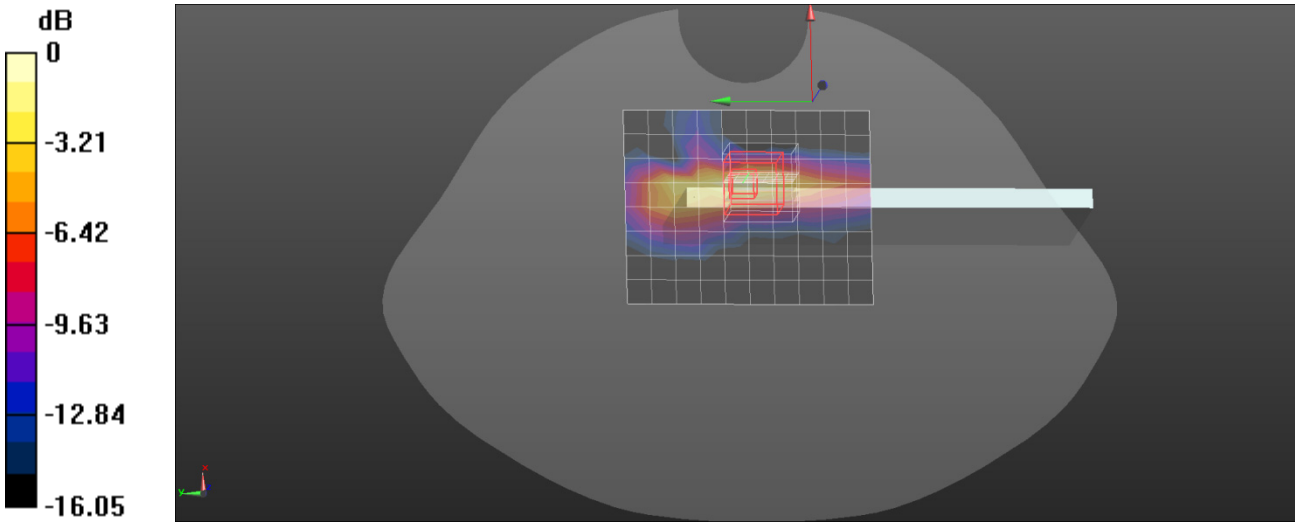

0 dB = 0.454 W/kg = -3.43 dBW/kg

Plot: 44#

DUT: Mobile Phone; Type: X6726B; Serial: 30YY-1

Communication System: UID 0, 5.6G WiFi (0); Frequency: 5580 MHz;Duty Cycle: 1:1
Medium parameters used: f = 5580 MHz; σ = 5.107 S/m; ε_r = 35.477; ρ = 1000 kg/m^3
Phantom section: Left Section

DASY5 Configuration:

- Probe: EX3DV4 - SN7896; ConvF(4.52, 4.74, 4.74) @ 5580 MHz; Calibrated: 11/7/2024
- Sensor-Surface: 1.4mm (Mechanical Surface Detection)
- Electronics: DAE4 Sn1325; Calibrated: 10/8/2024
- Phantom: SAM-Twin V8.0 P1aP2a; Type: QD 000 P41 AA ;
- Measurement SW: DASY52, Version 52.10 (4); SEMCAD X Version 14.6.14 (7501)

Head Left Tilt/Ant12 WLAN 5.6G 802.11a Mid/Area Scan (11x11x1): Measurement grid: dx=10mm, dy=10mm
Maximum value of SAR (measured) = 0.773 W/kg

Head Left Tilt/Ant12 WLAN 5.6G 802.11a Mid/Zoom Scan (8x8x12)/Cube 0: Measurement grid: dx=4mm, dy=4mm, dz=2mm
Reference Value = 1.172 V/m; Power Drift = -0.16 dB
Peak SAR (extrapolated) = 1.97 W/kg
SAR(1 g) = 0.363 W/kg; SAR(10 g) = 0.078 W/kg
Smallest distance from peaks to all points 3 dB below = 4.3 mm
Ratio of SAR at M2 to SAR at M1 = 48.9%
Maximum value of SAR (measured) = 1.02 W/kg

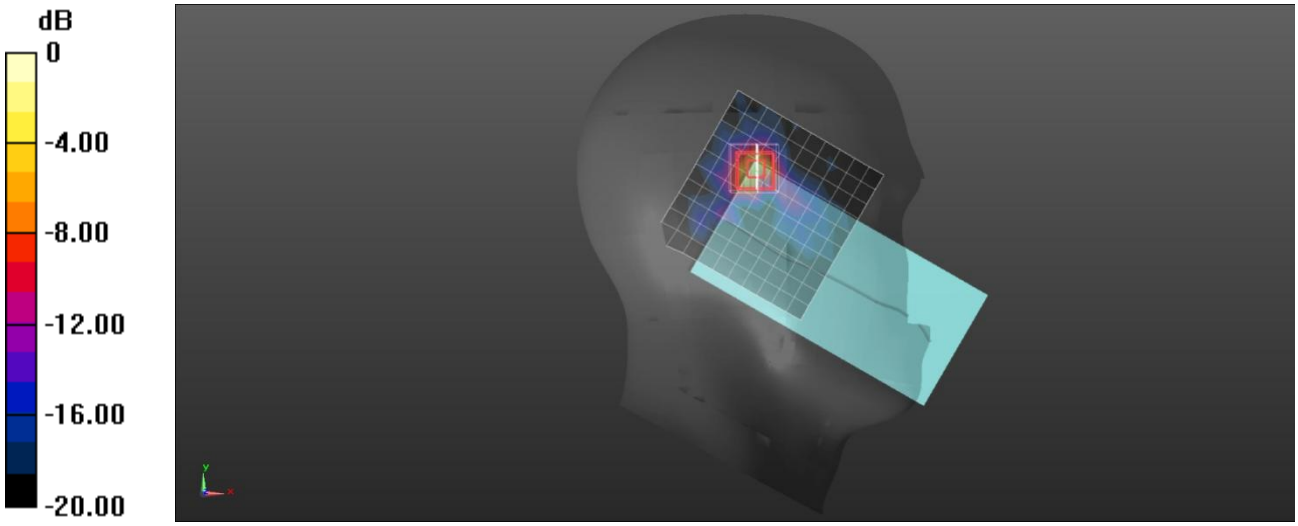

0 dB = 1.02 W/kg = 0.09 dBW/kg

Plot: 45#

DUT: Mobile Phone; Type: X6726B; Serial: 30YY-1

Communication System: UID 0, 5.6G WiFi (0); Frequency: 5580 MHz;Duty Cycle: 1:1
Medium parameters used: f = 5580 MHz; σ = 5.107 S/m; ε_r = 35.477; ρ = 1000 kg/m^3
Phantom section: Flat Section

DASY5 Configuration:

- Probe: EX3DV4 - SN7896; ConvF(4.52, 4.74, 4.74) @ 5580 MHz; Calibrated: 11/7/2024
- Sensor-Surface: 1.4mm (Mechanical Surface Detection)
- Electronics: DAE4 Sn1325; Calibrated: 10/8/2024
- Phantom: SAM-Twin V8.0 P1aP2a; Type: QD 000 P41 AA ;
- Measurement SW: DASY52, Version 52.10 (4); SEMCAD X Version 14.6.14 (7501)

Body Back/Ant12 WLAN 5.6G 802.11a Mid/Area Scan (10x11x1): Measurement grid: dx=10mm, dy=10mm
Maximum value of SAR (measured) = 0.231 W/kg

Body Back/Ant12 WLAN 5.6G 802.11a Mid/Zoom Scan (8x8x12)/Cube 0: Measurement grid: dx=4mm, dy=4mm, dz=2mm
Reference Value = 3.685 V/m; Power Drift = 0.18 dB
Peak SAR (extrapolated) = 1.63 W/kg
SAR(1 g) = 0.193 W/kg; SAR(10 g) = 0.041 W/kg
Smallest distance from peaks to all points 3 dB below = 5.4 mm
Ratio of SAR at M2 to SAR at M1 = 51.5%
Maximum value of SAR (measured) = 0.449 W/kg

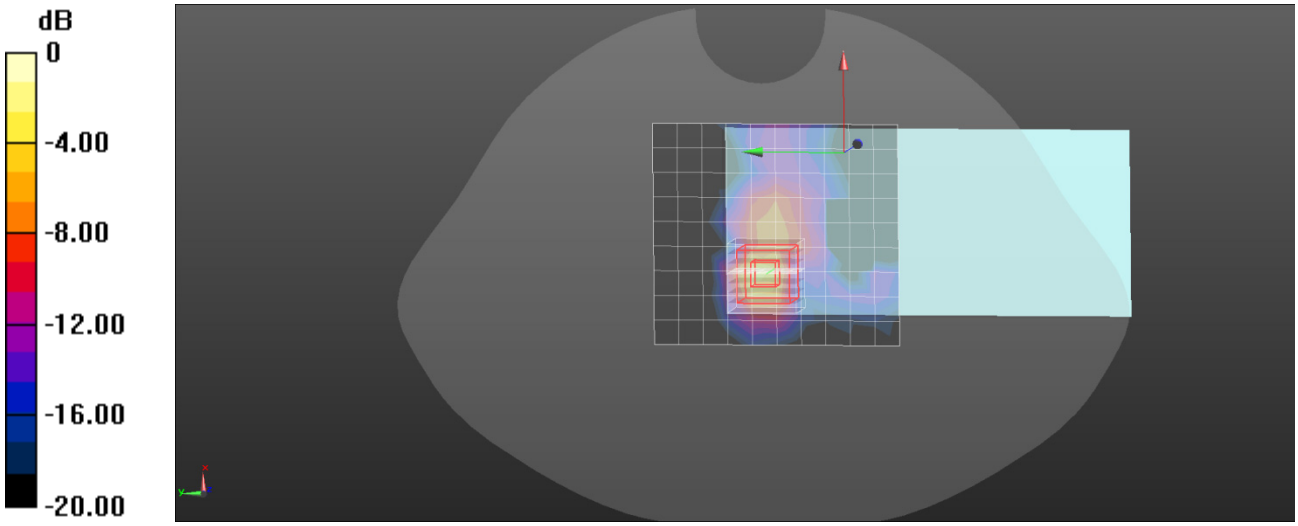

0 dB = 0.449 W/kg = -3.48 dBW/kg

Plot: 46#

DUT: Mobile Phone; Type: X6726B; Serial: 30YY-1

Communication System: UID 0, 5.8G Wi-Fi (0); Frequency: 5785 MHz;Duty Cycle: 1:1
Medium parameters used: f = 5785 MHz; σ = 5.232 S/m; ε_r = 34.412; ρ = 1000 kg/m^3
Phantom section: Left Section

DASY5 Configuration:

- Probe: EX3DV4 - SN7896; ConvF(4.56, 4.78, 4.78) @ 5785 MHz; Calibrated: 11/7/2024
- Sensor-Surface: 1.4mm (Mechanical Surface Detection)
- Electronics: DAE4 Sn1325; Calibrated: 10/8/2024
- Phantom: SAM-Twin V8.0 P1aP2a; Type: QD 000 P41 AA ;
- Measurement SW: DASY52, Version 52.10 (4); SEMCAD X Version 14.6.14 (7501)

Head Left Tilt/Ant12 WLAN 5.8G 802.11a Mid/Area Scan (10x11x1): Measurement grid: dx=10mm, dy=10mm
Maximum value of SAR (measured) = 1.09 W/kg

Head Left Tilt/Ant12 WLAN 5.8G 802.11a Mid/Zoom Scan (8x8x12)/Cube 0: Measurement grid: dx=4mm, dy=4mm, dz=2mm
Reference Value = 1.875 V/m; Power Drift = 0.11 dB
Peak SAR (extrapolated) = 2.49 W/kg
SAR(1 g) = 0.212 W/kg; SAR(10 g) = 0.039 W/kg
Smallest distance from peaks to all points 3 dB below = 5.2 mm
Ratio of SAR at M2 to SAR at M1 = 36.8%
Maximum value of SAR (measured) = 0.793 W/kg

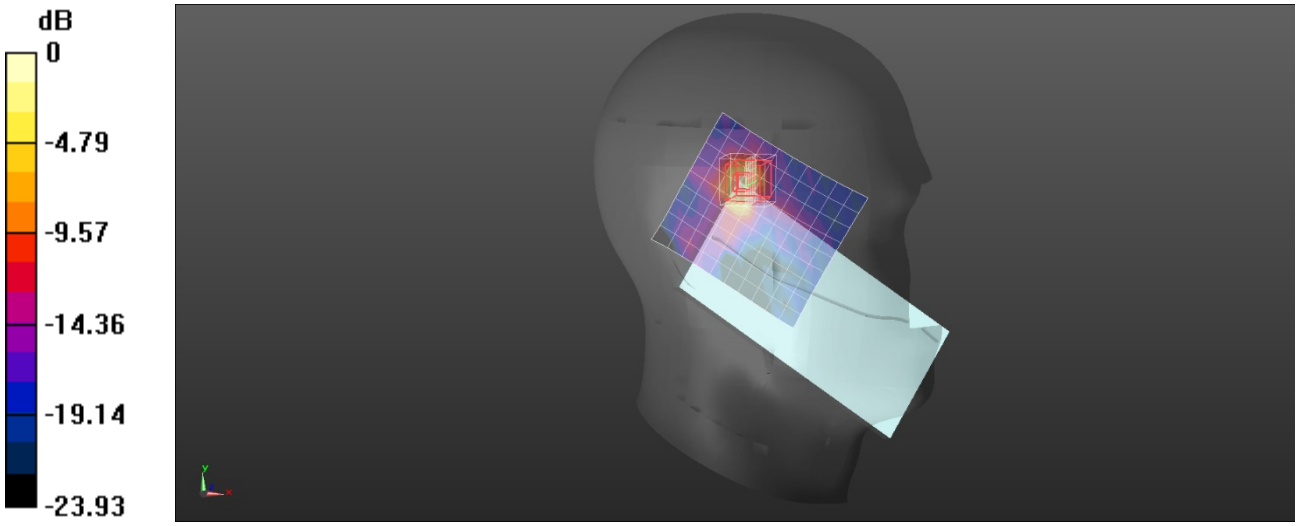

0 dB = 0.793 W/kg = -1.01 dBW/kg

Plot: 47#

DUT: Mobile Phone; Type: X6726B; Serial: 30YY-1

Communication System: UID 0, 5.8G Wi-Fi (0); Frequency: 5785 MHz;Duty Cycle: 1:1
Medium parameters used: f = 5785 MHz; σ = 5.232 S/m; ε_r = 34.412; ρ = 1000 kg/m^3
Phantom section: Flat Section

DASY5 Configuration:

- Probe: EX3DV4 - SN7896; ConvF(4.56, 4.78, 4.78) @ 5785 MHz; Calibrated: 11/7/2024
- Sensor-Surface: 1.4mm (Mechanical Surface Detection)
- Electronics: DAE4 Sn1325; Calibrated: 10/8/2024
- Phantom: SAM-Twin V8.0 P1aP2a; Type: QD 000 P41 AA ;
- Measurement SW: DASY52, Version 52.10 (4); SEMCAD X Version 14.6.14 (7501)

Body Back/Ant12 WLAN 5.8G 802.11a Mid/Area Scan (11x11x1): Measurement grid: dx=10mm, dy=10mm
Maximum value of SAR (measured) = 0.271 W/kg

Body Back/Ant12 WLAN 5.8G 802.11a Mid/Zoom Scan (8x8x12)/Cube 0: Measurement grid: dx=4mm, dy=4mm, dz=2mm
Reference Value = 0.9550 V/m; Power Drift = -0.07 dB
Peak SAR (extrapolated) = 1.90 W/kg
SAR(1 g) = 0.114 W/kg; SAR(10 g) = 0.019 W/kg
Smallest distance from peaks to all points 3 dB below = 6 mm
Ratio of SAR at M2 to SAR at M1 = 46.5%
Maximum value of SAR (measured) = 0.402 W/kg

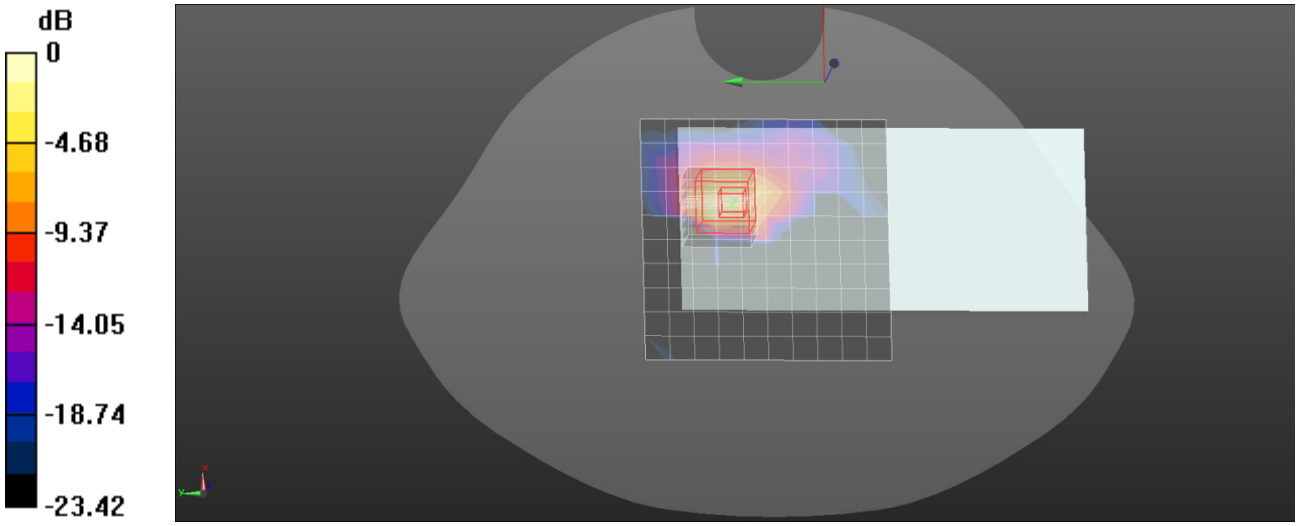

0 dB = 0.402 W/kg = -3.96 dBW/kg