Annex B: Measurement Results
Tested Model : X6876
Report Number: WSCT-ANAB-R&E250500038A-SAR

.

Measurement Report for Device, CHEEK, GSM 850, Channel 128 (824.200MHz)

Device under Test Properties

Model, Manufacturer	Dimensions [mm]	IMEI	DUT Type
Device,			Phone

Exposure Conditions

Phantom Section, TSL	Position, Test Distance [mm]	Band	Group, UID	Frequency [MHz], Channel Number	Conversion Factor	TSL Conductivity [S/m]	TSL Permittivity
LeftHead, Head Simulating Liquid	CHEEK, 0.00	GSM 850		824.200, 128	8.89	0.914	43.6

Hardware Setup

Phantom	TSL, Measured Date	Probe, Calibration Date	DAE, Calibration Date
Twin-SAM V5.0 (30deg probe tilt) - 1899	HBBL-600-10000 Charge:xxxx, --	EX3DV4 - SN7895, 2024-10-28	DAE4ip Sn1872, 2024-10-18

Scan Setup

	Area Scan	Zoom Scan
Grid Extents [mm]	120.0 x 210.0	30.0 x 30.0 x 30.0
Grid Steps [mm]	15.0 x 15.0	6.0 x 6.0 x 1.5
Sensor Surface [mm]	3.0	1.4
Graded Grid	N/A	Yes
Grading Ratio	N/A	1.5
MAIA	N/A	N/A
Surface Detection	VMS + 6p	VMS + 6p
Scan Method	Measured	Measured

Measurement Results

	Area Scan	Zoom Scan
Date	2025-05-26	2025-05-26
psSAR1g [W/kg]	0.673	0.757
psSAR10g [W/kg]	0.418	0.434
Power Drift [dB]	0.01	0.00
Power Scaling	Disabled	Disabled
Scaling Factor [dB]		
TSL Correction	No correction	No correction
M2/M1 [%]		87.1
Dist 3dB Peak [mm]		7.3



.

Measurement Report for Device, BACK, GSM 850, Channel 128 (824.200MHz)

Device under Test Properties

Model, Manufacturer	Dimensions [mm]	IMEI	DUT Type
Device,			Phone

Exposure Conditions

Phantom Section, TSL	Position, Test Distance [mm]	Band	Group, UID	Frequency [MHz], Channel Number	Conversion Factor	TSL Conductivity [S/m]	TSL Permittivity
Flat, Head Simulating Liquid	BACK, 10.00	GSM 850		824.200, 128	8.89	0.914	43.6

Hardware Setup

Phantom	TSL, Measured Date	Probe, Calibration Date	DAE, Calibration Date
Twin-SAM V5.0 (30deg probe tilt) - 1899	HBBL-600-10000 Charge:xxxx, --	EX3DV4 - SN7895, 2024-10-28	DAE4ip Sn1872, 2024-10-18

Scan Setup

	Area Scan	Zoom Scan
Grid Extents [mm]	120.0 x 210.0	30.0 x 30.0 x 30.0
Grid Steps [mm]	15.0 x 15.0	6.0 x 6.0 x 1.5
Sensor Surface [mm]	3.0	1.4
Graded Grid	N/A	Yes
Grading Ratio	N/A	1.5
MAIA	N/A	N/A
Surface Detection	VMS + 6p	VMS + 6p
Scan Method	Measured	Measured

Measurement Results

	Area Scan	Zoom Scan
Date	2025-05-26	2025-05-26
psSAR1g [W/kg]	1.15	1.15
psSAR10g [W/kg]	0.719	0.683
Power Drift [dB]	0.00	-0.02
Power Scaling	Disabled	Disabled
Scaling Factor [dB]		
TSL Correction	No correction	No correction
M2/M1 [%]		81.6
Dist 3dB Peak [mm]		10.8

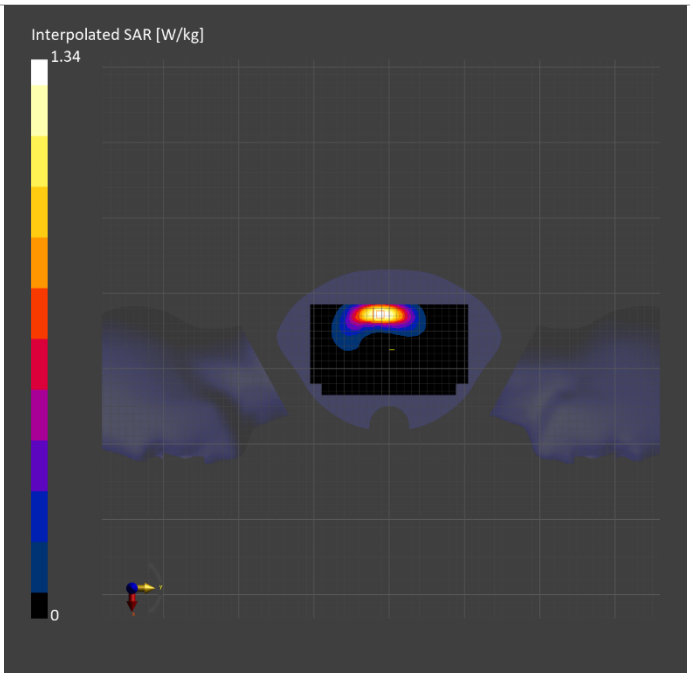

.

Measurement Report for Device, TILT, PCS 1900, Channel 810 (1909.800MHz)

Device under Test Properties

Model, Manufacturer	Dimensions [mm]	IMEI	DUT Type
Device,			Phone

Exposure Conditions

Phantom Section, TSL	Position, Test Distance [mm]	Band	Group, UID	Frequency [MHz], Channel Number	Conversion Factor	TSL Conductivity [S/m]	TSL Permittivity
RightHead, Head Simulating Liquid	TILT, 0.00	PCS 1900		1909.800, 810	7.33	1.42	41.7

Hardware Setup

Phantom	TSL, Measured Date	Probe, Calibration Date	DAE, Calibration Date
Twin-SAM V5.0 (30deg probe tilt) - 1899	HBBL-600-10000 Charge:xxxx, --	EX3DV4 - SN7895, 2024-10-28	DAE4ip Sn1872, 2024-10-18

Scan Setup

	Area Scan	Zoom Scan
Grid Extents [mm]	120.0 x 210.0	30.0 x 30.0 x 30.0
Grid Steps [mm]	15.0 x 15.0	6.0 x 6.0 x 1.5
Sensor Surface [mm]	3.0	1.4
Graded Grid	N/A	Yes
Grading Ratio	N/A	1.5
MAIA	N/A	N/A
Surface Detection	VMS + 6p	VMS + 6p
Scan Method	Measured	Measured

Measurement Results

	Area Scan	Zoom Scan
Date	2025-05-30	2025-05-30
psSAR1g [W/kg]	0.775	0.777
psSAR10g [W/kg]	0.371	0.347
Power Drift [dB]	0.02	0.06
Power Scaling	Disabled	Disabled
Scaling Factor [dB]		
TSL Correction	No correction	No correction
M2/M1 [%]		74.3
Dist 3dB Peak [mm]		7.2

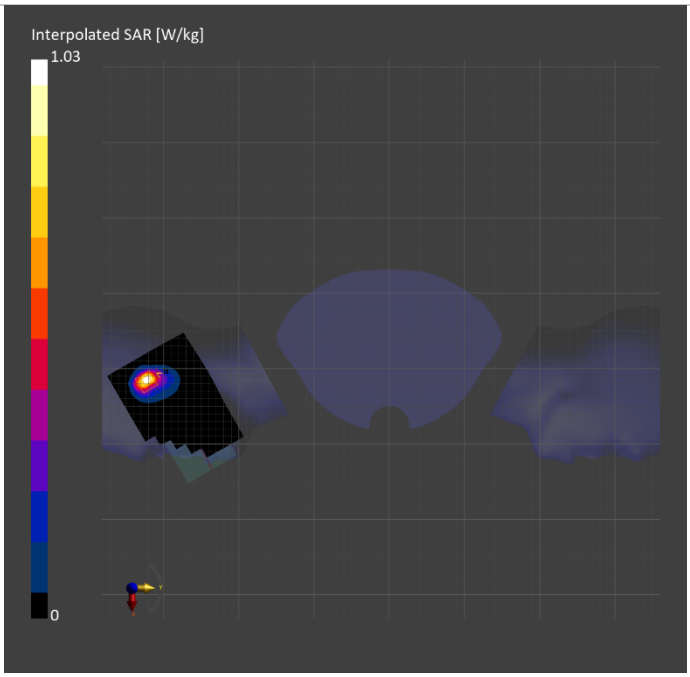

.

Measurement Report for Device, BACK, PCS 1900, Channel 810 (1909.800MHz)

Device under Test Properties

Model, Manufacturer	Dimensions [mm]	IMEI	DUT Type
Device,			Phone

Exposure Conditions

Phantom Section, TSL	Position, Test Distance [mm]	Band	Group, UID	Frequency [MHz], Channel Number	Conversion Factor	TSL Conductivity [S/m]	TSL Permittivity
Flat, Head Simulating Liquid	BACK, 10.00	PCS 1900		1909.800, 810	7.33	1.42	41.7

Hardware Setup

Phantom	TSL, Measured Date	Probe, Calibration Date	DAE, Calibration Date
Twin-SAM V5.0 (30deg probe tilt) - 1899	HBBL-600-10000 Charge:xxxx, --	EX3DV4 - SN7895, 2024-10-28	DAE4ip Sn1872, 2024-10-18

Scan Setup

	Area Scan	Zoom Scan
Grid Extents [mm]	120.0 x 210.0	30.0 x 30.0 x 30.0
Grid Steps [mm]	15.0 x 15.0	6.0 x 6.0 x 1.5
Sensor Surface [mm]	3.0	1.4
Graded Grid	N/A	Yes
Grading Ratio	N/A	1.5
MAIA	N/A	N/A
Surface Detection	VMS + 6p	VMS + 6p
Scan Method	Measured	Measured

Measurement Results

	Area Scan	Zoom Scan
Date	2025-05-30	2025-05-30
psSAR1g [W/kg]	0.458	0.544
psSAR10g [W/kg]	0.279	0.300
Power Drift [dB]	-0.04	-0.07
Power Scaling	Disabled	Disabled
Scaling Factor [dB]		
TSL Correction	No correction	No correction
M2/M1 [%]		81.7
Dist 3dB Peak [mm]		10.3



.

Measurement Report for Device, TILT, Band 2, Channel 9262 (1852.400MHz)

Device under Test Properties

Model, Manufacturer	Dimensions [mm]	IMEI	DUT Type
Device,			Phone

Exposure Conditions

Phantom Section, TSL	Position, Test Distance [mm]	Band	Group, UID	Frequency [MHz], Channel Number	Conversion Factor	TSL Conductivity [S/m]	TSL Permittivity
RightHead, Head Simulating Liquid	TILT, 0.00	Band 2		1852.400, 9262	7.33	1.42	41.7

Hardware Setup

Phantom	TSL, Measured Date	Probe, Calibration Date	DAE, Calibration Date
Twin-SAM V5.0 (30deg probe tilt) - 1899	HBBL-600-10000 Charge:xxxx, --	EX3DV4 - SN7895, 2024-10-28	DAE4ip Sn1872, 2024-10-18

Scan Setup

	Area Scan	Zoom Scan
Grid Extents [mm]	120.0 x 210.0	30.0 x 30.0 x 30.0
Grid Steps [mm]	15.0 x 15.0	6.0 x 6.0 x 1.5
Sensor Surface [mm]	3.0	1.4
Graded Grid	N/A	Yes
Grading Ratio	N/A	1.5
MAIA	N/A	N/A
Surface Detection	VMS + 6p	VMS + 6p
Scan Method	Measured	Measured

Measurement Results

	Area Scan	Zoom Scan
Date	2025-05-30	2025-05-30
psSAR1g [W/kg]	0.659	0.685
psSAR10g [W/kg]	0.318	0.299
Power Drift [dB]	-0.01	-0.00
Power Scaling	Disabled	Disabled
Scaling Factor [dB]		
TSL Correction	No correction	No correction
M2/M1 [%]		72.8
Dist 3dB Peak [mm]		6.9

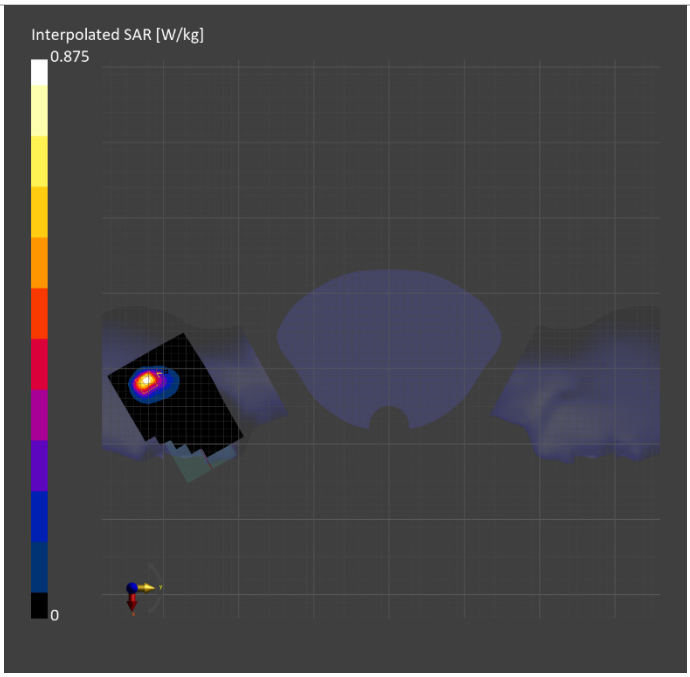

.

Measurement Report for Device, BACK, Band 2, Channel 9262 (1852.400MHz)

Device under Test Properties

Model, Manufacturer	Dimensions [mm]	IMEI	DUT Type
Device,			Phone

Exposure Conditions

Phantom Section, TSL	Position, Test Distance [mm]	Band	Group, UID	Frequency [MHz], Channel Number	Conversion Factor	TSL Conductivity [S/m]	TSL Permittivity
Flat, Head Simulating Liquid	BACK, 10.00	Band 2		1852.400, 9262	7.33	1.42	41.7

Hardware Setup

Phantom	TSL, Measured Date	Probe, Calibration Date	DAE, Calibration Date
Twin-SAM V5.0 (30deg probe tilt) - 1899	HBBL-600-10000 Charge:xxxx, --	EX3DV4 - SN7895, 2024-10-28	DAE4ip Sn1872, 2024-10-18

Scan Setup

	Area Scan	Zoom Scan
Grid Extents [mm]	120.0 x 210.0	30.0 x 30.0 x 30.0
Grid Steps [mm]	15.0 x 15.0	6.0 x 6.0 x 1.5
Sensor Surface [mm]	3.0	1.4
Graded Grid	N/A	Yes
Grading Ratio	N/A	1.5
MAIA	Y	Y
Surface Detection	VMS + 6p	VMS + 6p
Scan Method	Measured	Measured

Measurement Results

	Area Scan	Zoom Scan
Date	2025-05-30	2025-05-30
psSAR1g [W/kg]	0.108	0.122
psSAR10g [W/kg]	0.064	0.066
Power Drift [dB]	-0.02	-0.06
Power Scaling	Disabled	Disabled
Scaling Factor [dB]		
TSL Correction	No correction	No correction
M2/M1 [%]		82.1
Dist 3dB Peak [mm]		9.6



.

Measurement Report for Device, TILT, Band 4, Channel 1312 (1712.400MHz)

Device under Test Properties

Model, Manufacturer	Dimensions [mm]	IMEI	DUT Type
Device,			Phone

Exposure Conditions

Phantom Section, TSL	Position, Test Distance [mm]	Band	Group, UID	Frequency [MHz], Channel Number	Conversion Factor	TSL Conductivity [S/m]	TSL Permittivity
RightHead, Head Simulating Liquid	TILT, 0.00	Band 4		1712.400, 1312	7.6	1.33	42.0

Hardware Setup

Phantom	TSL, Measured Date	Probe, Calibration Date	DAE, Calibration Date
Twin-SAM V5.0 (30deg probe tilt) - 1899	HBBL-600-10000 Charge:xxxx, --	EX3DV4 - SN7895, 2024-10-28	DAE4ip Sn1872, 2024-10-18

Scan Setup

	Area Scan	Zoom Scan
Grid Extents [mm]	120.0 x 210.0	30.0 x 30.0 x 30.0
Grid Steps [mm]	15.0 x 15.0	6.0 x 6.0 x 1.5
Sensor Surface [mm]	3.0	1.4
Graded Grid	N/A	Yes
Grading Ratio	N/A	1.5
MAIA	N/A	N/A
Surface Detection	VMS + 6p	VMS + 6p
Scan Method	Measured	Measured

Measurement Results

	Area Scan	Zoom Scan
Date	2025-05-28	2025-05-28
psSAR1g [W/kg]	0.686	0.702
psSAR10g [W/kg]	0.347	0.320
Power Drift [dB]	0.00	-0.02
Power Scaling	Disabled	Disabled
Scaling Factor [dB]		
TSL Correction	No correction	No correction
M2/M1 [%]		72.6
Dist 3dB Peak [mm]		7.1

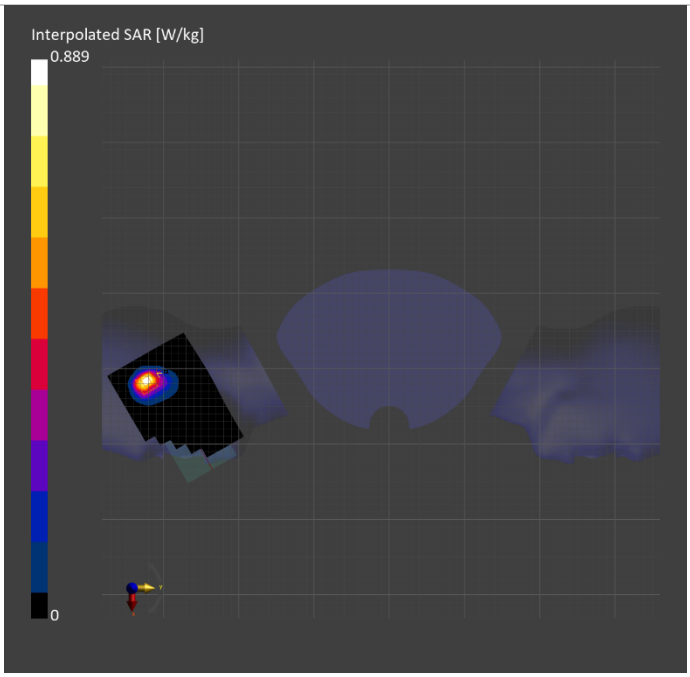

.

Measurement Report for Device, BACK, Band 4, Channel 1312 (1712.400MHz)

Device under Test Properties

Model, Manufacturer	Dimensions [mm]	IMEI	DUT Type
Device,			Phone

Exposure Conditions

Phantom Section, TSL	Position, Test Distance [mm]	Band	Group, UID	Frequency [MHz], Channel Number	Conversion Factor	TSL Conductivity [S/m]	TSL Permittivity
Flat, Head Simulating Liquid	BACK, 10.00	Band 4		1712.400, 1312	7.6	1.33	42.0

Hardware Setup

Phantom	TSL, Measured Date	Probe, Calibration Date	DAE, Calibration Date
Twin-SAM V5.0 (30deg probe tilt) - 1899	HBBL-600-10000 Charge:xxxx, --	EX3DV4 - SN7895, 2024-10-28	DAE4ip Sn1872, 2024-10-18

Scan Setup

	Area Scan	Zoom Scan
Grid Extents [mm]	120.0 x 210.0	30.0 x 30.0 x 30.0
Grid Steps [mm]	15.0 x 15.0	6.0 x 6.0 x 1.5
Sensor Surface [mm]	3.0	1.4
Graded Grid	N/A	Yes
Grading Ratio	N/A	1.5
MAIA	Y	N/A
Surface Detection	VMS + 6p	VMS + 6p
Scan Method	Measured	Measured

Measurement Results

	Area Scan	Zoom Scan
Date	2025-05-28	2025-05-28
psSAR1g [W/kg]	0.122	0.141
psSAR10g [W/kg]	0.074	0.079
Power Drift [dB]	-0.04	-0.07
Power Scaling	Disabled	Disabled
Scaling Factor [dB]		
TSL Correction	No correction	No correction
M2/M1 [%]		81.8
Dist 3dB Peak [mm]		9.9



.

Measurement Report for Device, CHEEK, Band 5, Channel 4183 (836.600MHz)

Device under Test Properties

Model, Manufacturer	Dimensions [mm]	IMEI	DUT Type
Device,			Phone

Exposure Conditions

Phantom Section, TSL	Position, Test Distance [mm]	Band	Group, UID	Frequency [MHz], Channel Number	Conversion Factor	TSL Conductivity [S/m]	TSL Permittivity
LeftHead, Head Simulating Liquid	CHEEK, 0.00	Band 5		836.600, 4183	8.89	0.914	43.6

Hardware Setup

Phantom	TSL, Measured Date	Probe, Calibration Date	DAE, Calibration Date
Twin-SAM V5.0 (30deg probe tilt) - 1899	HBBL-600-10000 Charge:xxxx, --	EX3DV4 - SN7895, 2024-10-28	DAE4ip Sn1872, 2024-10-18

Scan Setup

	Area Scan	Zoom Scan
Grid Extents [mm]	120.0 x 210.0	30.0 x 30.0 x 30.0
Grid Steps [mm]	15.0 x 15.0	6.0 x 6.0 x 1.5
Sensor Surface [mm]	3.0	1.4
Graded Grid	N/A	Yes
Grading Ratio	N/A	1.5
MAIA	N/A	N/A
Surface Detection	VMS + 6p	VMS + 6p
Scan Method	Measured	Measured

Measurement Results

	Area Scan	Zoom Scan
Date	2025-05-26	2025-05-26
psSAR1g [W/kg]	0.761	0.844
psSAR10g [W/kg]	0.467	0.475
Power Drift [dB]	-0.02	0.02
Power Scaling	Disabled	Disabled
Scaling Factor [dB]		
TSL Correction	No correction	No correction
M2/M1 [%]		86.8
Dist 3dB Peak [mm]		7.4

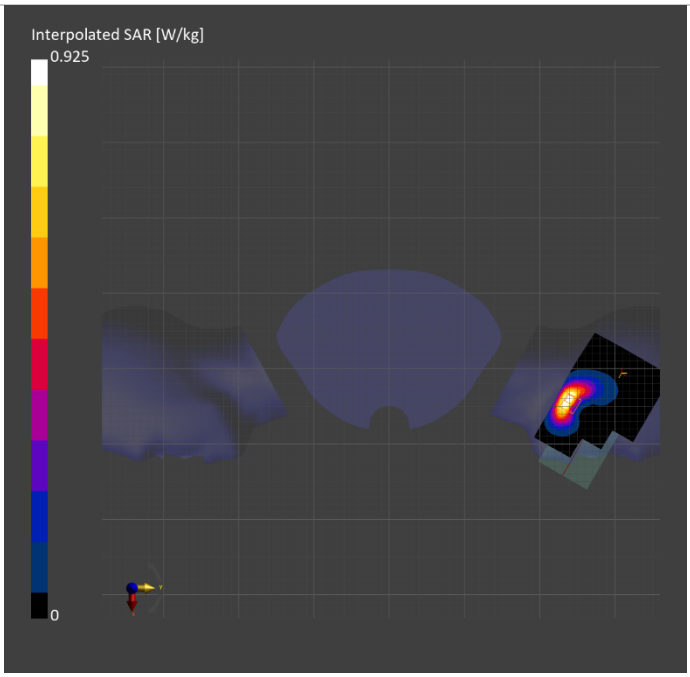

.

Measurement Report for Device, BACK, Band 5, Channel 4183 (836.600MHz)

Device under Test Properties

Model, Manufacturer	Dimensions [mm]	IMEI	DUT Type
Device,			Phone

Exposure Conditions

Phantom Section, TSL	Position, Test Distance [mm]	Band	Group, UID	Frequency [MHz], Channel Number	Conversion Factor	TSL Conductivity [S/m]	TSL Permittivity
Flat, Head Simulating Liquid	BACK, 10.00	Band 5		836.600, 4183	8.89	0.914	43.6

Hardware Setup

Phantom	TSL, Measured Date	Probe, Calibration Date	DAE, Calibration Date
Twin-SAM V5.0 (30deg probe tilt) - 1899	HBBL-600-10000 Charge:xxxx, --	EX3DV4 - SN7895, 2024-10-28	DAE4ip Sn1872, 2024-10-18

Scan Setup

	Area Scan	Zoom Scan
Grid Extents [mm]	120.0 x 210.0	30.0 x 30.0 x 30.0
Grid Steps [mm]	15.0 x 15.0	6.0 x 6.0 x 1.5
Sensor Surface [mm]	3.0	1.4
Graded Grid	N/A	Yes
Grading Ratio	N/A	1.5
MAIA	N/A	N/A
Surface Detection	VMS + 6p	VMS + 6p
Scan Method	Measured	Measured

Measurement Results

	Area Scan	Zoom Scan
Date	2025-05-26	2025-05-26
psSAR1g [W/kg]	0.693	0.833
psSAR10g [W/kg]	0.424	0.490
Power Drift [dB]	0.32	-0.02
Power Scaling	Disabled	Disabled
Scaling Factor [dB]		
TSL Correction	No correction	No correction
M2/M1 [%]		82.9
Dist 3dB Peak [mm]		8.4

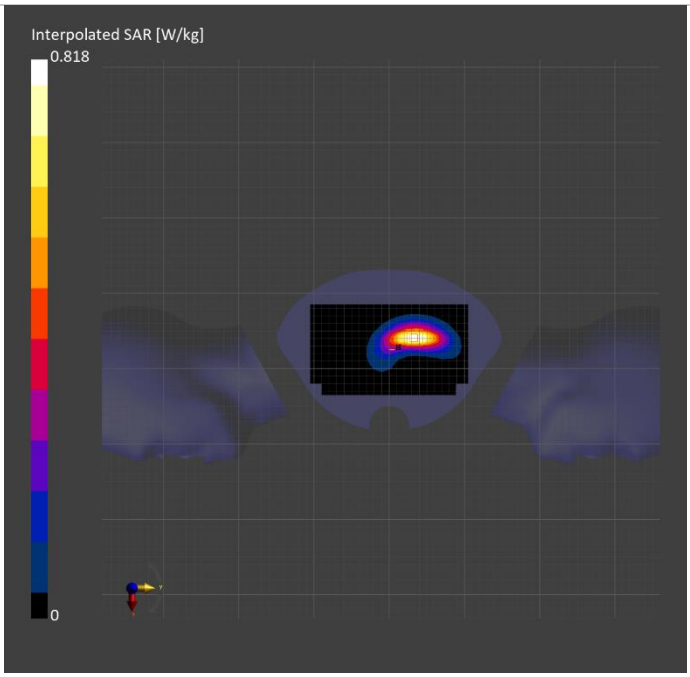

.

Measurement Report for Device, TILT, Band 2, Channel 18900 (1880.000MHz)

Device under Test Properties

Model, Manufacturer	Dimensions [mm]	IMEI	DUT Type
Device,			Phone

Exposure Conditions

Phantom Section, TSL	Position, Test Distance [mm]	Band	Group, UID	Frequency [MHz], Channel Number	Conversion Factor	TSL Conductivity [S/m]	TSL Permittivity
RightHead, Head Simulating Liquid	TILT, 0.00	Band 2		1880.000, 18900	7.33	1.42	41.7

Hardware Setup

Phantom	TSL, Measured Date	Probe, Calibration Date	DAE, Calibration Date
Twin-SAM V5.0 (30deg probe tilt) - 1899	HBBL-600-10000 Charge:xxxx, --	EX3DV4 - SN7895, 2024-10-28	DAE4ip Sn1872, 2024-10-18

Scan Setup

	Area Scan	Zoom Scan
Grid Extents [mm]	120.0 x 210.0	30.0 x 30.0 x 30.0
Grid Steps [mm]	15.0 x 15.0	6.0 x 6.0 x 1.5
Sensor Surface [mm]	3.0	1.4
Graded Grid	N/A	Yes
Grading Ratio	N/A	1.5
MAIA	N/A	N/A
Surface Detection	VMS + 6p	VMS + 6p
Scan Method	Measured	Measured

Measurement Results

	Area Scan	Zoom Scan
Date	2025-05-30	2025-05-30
psSAR1g [W/kg]	0.604	0.601
psSAR10g [W/kg]	0.288	0.263
Power Drift [dB]	-0.02	0.01
Power Scaling	Disabled	Disabled
Scaling Factor [dB]		
TSL Correction	No correction	No correction
M2/M1 [%]		72.6
Dist 3dB Peak [mm]		6.5

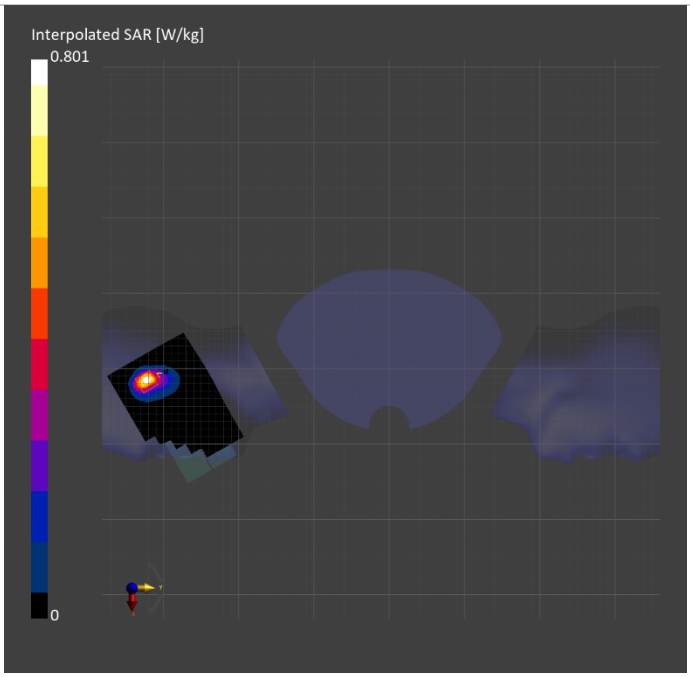

.

Measurement Report for Device, BACK, Band 2, Channel 18900 (1880.000MHz)

Device under Test Properties

Model, Manufacturer	Dimensions [mm]	IMEI	DUT Type
Device,			Phone

Exposure Conditions

Phantom Section, TSL	Position, Test Distance [mm]	Band	Group, UID	Frequency [MHz], Channel Number	Conversion Factor	TSL Conductivity [S/m]	TSL Permittivity
Flat, Head Simulating Liquid	BACK, 10.00	Band 2		1880.000, 18900	7.33	1.42	41.7

Hardware Setup

Phantom	TSL, Measured Date	Probe, Calibration Date	DAE, Calibration Date
Twin-SAM V5.0 (30deg probe tilt) - 1899	HBBL-600-10000 Charge:xxxx, --	EX3DV4 - SN7895, 2024-10-28	DAE4ip Sn1872, 2024-10-18

Scan Setup

	Area Scan	Zoom Scan
Grid Extents [mm]	120.0 x 210.0	30.0 x 30.0 x 30.0
Grid Steps [mm]	15.0 x 15.0	6.0 x 6.0 x 1.5
Sensor Surface [mm]	3.0	1.4
Graded Grid	N/A	Yes
Grading Ratio	N/A	1.5
MAIA	Y	Y
Surface Detection	VMS + 6p	VMS + 6p
Scan Method	Measured	Measured

Measurement Results

	Area Scan	Zoom Scan
Date	2025-05-30	2025-05-30
psSAR1g [W/kg]	0.113	0.133
psSAR10g [W/kg]	0.068	0.071
Power Drift [dB]	-0.01	-0.13
Power Scaling	Disabled	Disabled
Scaling Factor [dB]		
TSL Correction	No correction	No correction
M2/M1 [%]		81.8
Dist 3dB Peak [mm]		9.6

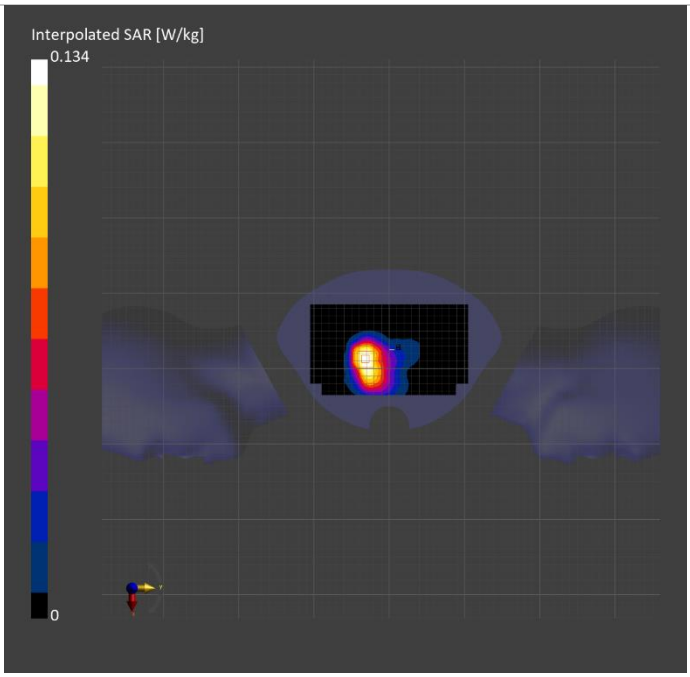

.

Measurement Report for Device, TILT, Band 4, Channel 19125 (1902.500MHz)

Device under Test Properties

Model, Manufacturer	Dimensions [mm]	IMEI	DUT Type
Device,			Phone

Exposure Conditions

Phantom Section, TSL	Position, Test Distance [mm]	Band	Group, UID	Frequency [MHz], Channel Number	Conversion Factor	TSL Conductivity [S/m]	TSL Permittivity
RightHead, Head Simulating Liquid	TILT, 0.00	Band 4		1902.500, 19125	7.6	1.33	42.0

Hardware Setup

Phantom	TSL, Measured Date	Probe, Calibration Date	DAE, Calibration Date
Twin-SAM V5.0 (30deg probe tilt) - 1899	HBBL-600-10000 Charge:xxxx, --	EX3DV4 - SN7895, 2024-10-28	DAE4ip Sn1872, 2024-10-18

Scan Setup

	Area Scan	Zoom Scan
Grid Extents [mm]	120.0 x 210.0	30.0 x 30.0 x 30.0
Grid Steps [mm]	15.0 x 15.0	6.0 x 6.0 x 1.5
Sensor Surface [mm]	3.0	1.4
Graded Grid	N/A	Yes
Grading Ratio	N/A	1.5
MAIA	N/A	N/A
Surface Detection	VMS + 6p	VMS + 6p
Scan Method	Measured	Measured

Measurement Results

	Area Scan	Zoom Scan
Date	2025-05-30	2025-05-30
psSAR1g [W/kg]	0.639	0.629
psSAR10g [W/kg]	0.319	0.286
Power Drift [dB]	-0.03	-0.00
Power Scaling	Disabled	Disabled
Scaling Factor [dB]		
TSL Correction	No correction	No correction
M2/M1 [%]		71.6
Dist 3dB Peak [mm]		6.6

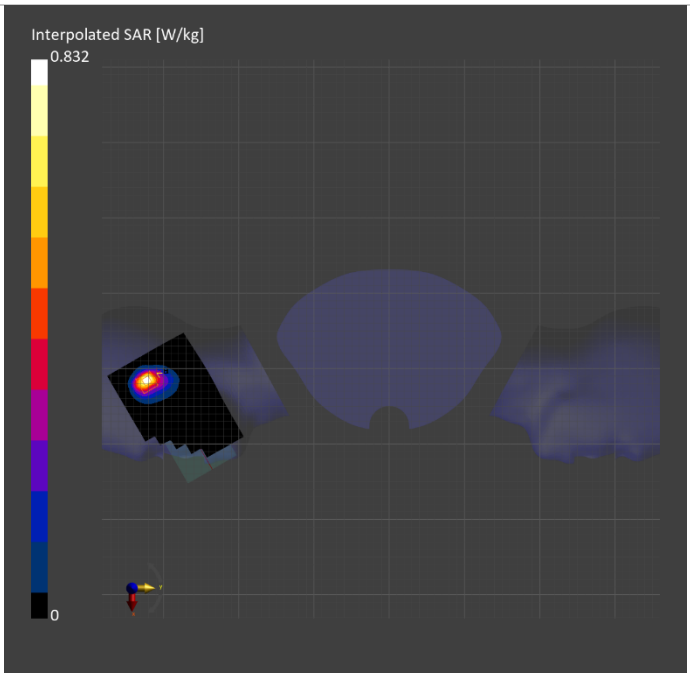

.

Measurement Report for Device, BACK, Band 4, Channel 19125 (1902.500MHz)

Device under Test Properties

Model, Manufacturer	Dimensions [mm]	IMEI	DUT Type
Device,			Phone

Exposure Conditions

Phantom Section, TSL	Position, Test Distance [mm]	Band	Group, UID	Frequency [MHz], Channel Number	Conversion Factor	TSL Conductivity [S/m]	TSL Permittivity
Flat, Head Simulating Liquid	BACK, 10.00	Band 4		1902.500, 19125	7.6	1.33	42.0

Hardware Setup

Phantom	TSL, Measured Date	Probe, Calibration Date	DAE, Calibration Date
Twin-SAM V5.0 (30deg probe tilt) - 1899	HBBL-600-10000 Charge:xxxx, --	EX3DV4 - SN7895, 2024-10-28	DAE4ip Sn1872, 2024-10-18

Scan Setup

	Area Scan	Zoom Scan
Grid Extents [mm]	120.0 x 210.0	30.0 x 30.0 x 30.0
Grid Steps [mm]	15.0 x 15.0	6.0 x 6.0 x 1.5
Sensor Surface [mm]	3.0	1.4
Graded Grid	N/A	Yes
Grading Ratio	N/A	1.5
MAIA	Y	N/A
Surface Detection	VMS + 6p	VMS + 6p
Scan Method	Measured	Measured

Measurement Results

	Area Scan	Zoom Scan
Date	2025-05-30	2025-05-30
psSAR1g [W/kg]	0.130	0.148
psSAR10g [W/kg]	0.079	0.082
Power Drift [dB]	-0.07	-0.10
Power Scaling	Disabled	Disabled
Scaling Factor [dB]		
TSL Correction	No correction	No correction
M2/M1 [%]		81.6
Dist 3dB Peak [mm]		9.9



.

Measurement Report for Device, CHEEK, Band 5, Channel 20600 (844.000MHz)

Device under Test Properties

Model, Manufacturer	Dimensions [mm]	IMEI	DUT Type
Device,			Phone

Exposure Conditions

Phantom Section, TSL	Position, Test Distance [mm]	Band	Group, UID	Frequency [MHz], Channel Number	Conversion Factor	TSL Conductivity [S/m]	TSL Permittivity
LeftHead, Head Simulating Liquid	CHEEK, 0.00	Band 5		844.000, 20600	8.89	0.914	43.6

Hardware Setup

Phantom	TSL, Measured Date	Probe, Calibration Date	DAE, Calibration Date
Twin-SAM V5.0 (30deg probe tilt) - 1899	HBBL-600-10000 Charge:xxxx, --	EX3DV4 - SN7895, 2024-10-28	DAE4ip Sn1872, 2024-10-18

Scan Setup

	Area Scan	Zoom Scan
Grid Extents [mm]	120.0 x 210.0	30.0 x 30.0 x 30.0
Grid Steps [mm]	15.0 x 15.0	6.0 x 6.0 x 1.5
Sensor Surface [mm]	3.0	1.4
Graded Grid	N/A	Yes
Grading Ratio	N/A	1.5
MAIA	N/A	N/A
Surface Detection	VMS + 6p	VMS + 6p
Scan Method	Measured	Measured

Measurement Results

	Area Scan	Zoom Scan
Date	2025-05-26	2025-05-26
psSAR1g [W/kg]	0.675	0.690
psSAR10g [W/kg]	0.409	0.389
Power Drift [dB]	-0.02	-0.02
Power Scaling	Disabled	Disabled
Scaling Factor [dB]		
TSL Correction	No correction	No correction
M2/M1 [%]		86.3
Dist 3dB Peak [mm]		7.5

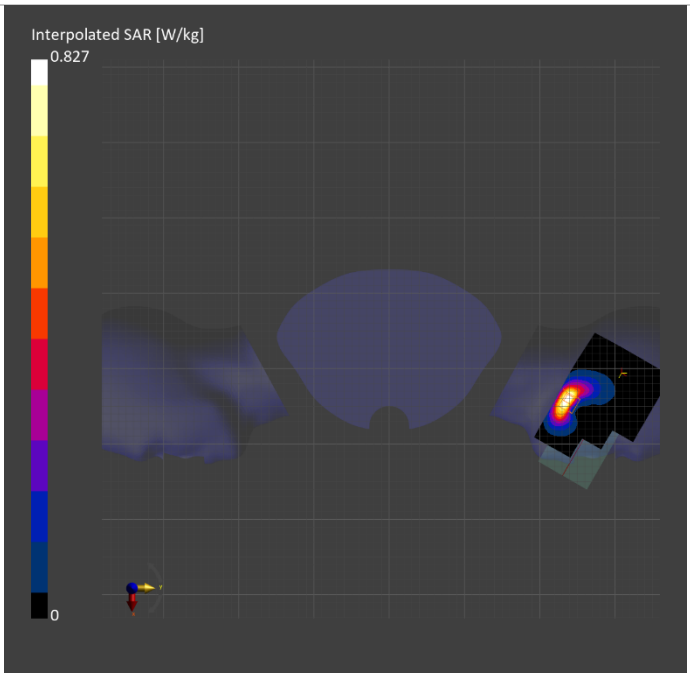

.

Measurement Report for Device, BACK, Band 5, Channel 20600 (844.000MHz)

Device under Test Properties

Model, Manufacturer	Dimensions [mm]	IMEI	DUT Type
Device,			Phone

Exposure Conditions

Phantom Section, TSL	Position, Test Distance [mm]	Band	Group, UID	Frequency [MHz], Channel Number	Conversion Factor	TSL Conductivity [S/m]	TSL Permittivity
Flat, Head Simulating Liquid	BACK, 10.00	Band 5		844.000, 20600	8.89	0.914	43.6

Hardware Setup

Phantom	TSL, Measured Date	Probe, Calibration Date	DAE, Calibration Date
Twin-SAM V5.0 (30deg probe tilt) - 1899	HBBL-600-10000 Charge:xxxx, --	EX3DV4 - SN7895, 2024-10-28	DAE4ip Sn1872, 2024-10-18

Scan Setup

	Area Scan	Zoom Scan
Grid Extents [mm]	120.0 x 210.0	30.0 x 30.0 x 30.0
Grid Steps [mm]	15.0 x 15.0	6.0 x 6.0 x 1.5
Sensor Surface [mm]	3.0	1.4
Graded Grid	N/A	Yes
Grading Ratio	N/A	1.5
MAIA	N/A	N/A
Surface Detection	VMS + 6p	VMS + 6p
Scan Method	Measured	Measured

Measurement Results

	Area Scan	Zoom Scan
Date	2025-05-26	2025-05-26
psSAR1g [W/kg]	0.590	0.622
psSAR10g [W/kg]	0.377	0.380
Power Drift [dB]	-0.00	-0.01
Power Scaling	Disabled	Disabled
Scaling Factor [dB]		
TSL Correction	No correction	No correction
M2/M1 [%]		84.0
Dist 3dB Peak [mm]		9.6



.

Measurement Report for Device, TILT, Band 7, Channel 21375 (2562.000MHz)

Device under Test Properties

Model, Manufacturer	Dimensions [mm]	IMEI	DUT Type
Device,			Phone

Exposure Conditions

Phantom Section, TSL	Position, Test Distance [mm]	Band	Group, UID	Frequency [MHz], Channel Number	Conversion Factor	TSL Conductivity [S/m]	TSL Permittivity
RightHead, Head Simulating Liquid	TILT, 0.00	Band 7		2562.000, 21375	6.94	1.89	40.8

Hardware Setup

Phantom	TSL, Measured Date	Probe, Calibration Date	DAE, Calibration Date
Twin-SAM V5.0 (30deg probe tilt) - 1899	HBBL-600-10000 Charge:xxxx, --	EX3DV4 - SN7895, 2024-10-28	DAE4ip Sn1872, 2024-10-18

Scan Setup

	Area Scan	Zoom Scan
Grid Extents [mm]	120.0 x 200.0	30.0 x 30.0 x 30.0
Grid Steps [mm]	10.0 x 10.0	5.0 x 5.0 x 1.5
Sensor Surface [mm]	3.0	1.4
Graded Grid	N/A	Yes
Grading Ratio	N/A	1.5
MAIA	N/A	N/A
Surface Detection	VMS + 6p	VMS + 6p
Scan Method	Measured	Measured

Measurement Results

	Area Scan	Zoom Scan
Date	2025-06-03	2025-06-03
psSAR1g [W/kg]	0.621	0.678
psSAR10g [W/kg]	0.268	0.265
Power Drift [dB]	0.01	0.01
Power Scaling	Disabled	Disabled
Scaling Factor [dB]		
TSL Correction	No correction	No correction
M2/M1 [%]		73.7
Dist 3dB Peak [mm]		6.1

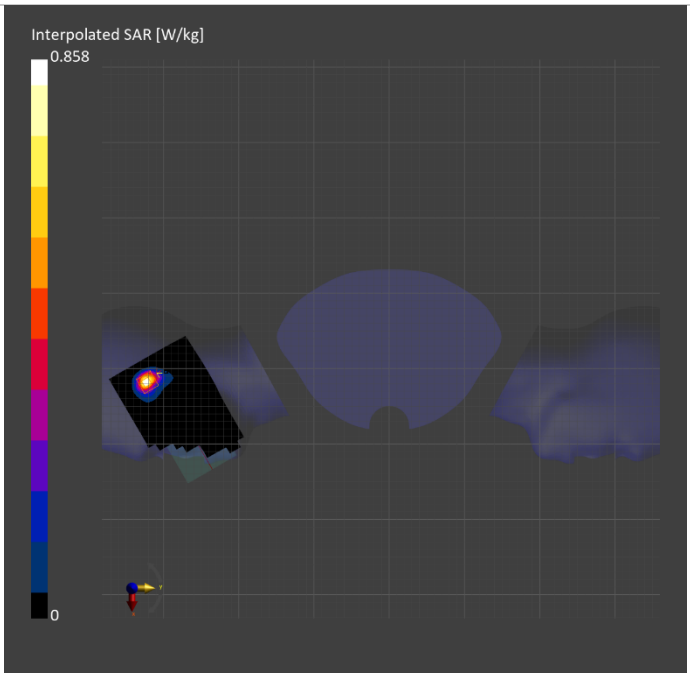

.

Measurement Report for Device, BACK, Band 7, Channel 21375 (2562.000MHz)

Device under Test Properties

Model, Manufacturer	Dimensions [mm]	IMEI	DUT Type
Device,			Phone

Exposure Conditions

Phantom Section, TSL	Position, Test Distance [mm]	Band	Group, UID	Frequency [MHz], Channel Number	Conversion Factor	TSL Conductivity [S/m]	TSL Permittivity
Flat, Head Simulating Liquid	BACK, 10.00	Band 7		2562.000, 21375	6.94	1.89	40.8

Hardware Setup

Phantom	TSL, Measured Date	Probe, Calibration Date	DAE, Calibration Date
Twin-SAM V5.0 (30deg probe tilt) - 1899	HBBL-600-10000 Charge:xxxx, --	EX3DV4 - SN7895, 2024-10-28	DAE4ip Sn1872, 2024-10-18

Scan Setup

	Area Scan	Zoom Scan
Grid Extents [mm]	120.0 x 200.0	30.0 x 30.0 x 30.0
Grid Steps [mm]	10.0 x 10.0	5.0 x 5.0 x 1.5
Sensor Surface [mm]	3.0	1.4
Graded Grid	N/A	Yes
Grading Ratio	N/A	1.5
MAIA	Y	Y
Surface Detection	VMS + 6p	VMS + 6p
Scan Method	Measured	Measured

Measurement Results

	Area Scan	Zoom Scan
Date	2025-06-03	2025-06-03
psSAR1g [W/kg]	0.127	0.139
psSAR10g [W/kg]	0.063	0.064
Power Drift [dB]	-0.08	-0.03
Power Scaling	Disabled	Disabled
Scaling Factor [dB]		
TSL Correction	No correction	No correction
M2/M1 [%]		77.7
Dist 3dB Peak [mm]		9.3



.

Measurement Report for Device, CHEEK, Band 12, Channel 23035 (701.500MHz)

Device under Test Properties

Model, Manufacturer	Dimensions [mm]	IMEI	DUT Type
Device,			Phone

Exposure Conditions

Phantom Section, TSL	Position, Test Distance [mm]	Band	Group, UID	Frequency [MHz], Channel Number	Conversion Factor	TSL Conductivity [S/m]	TSL Permittivity
LeftHead, Head Simulating Liquid	CHEEK, 0.00	Band 12		701.500, 23035	9.16	0.871	44.0

Hardware Setup

Phantom	TSL, Measured Date	Probe, Calibration Date	DAE, Calibration Date
Twin-SAM V5.0 (30deg probe tilt) - 1899	HBBL-600-10000 Charge:xxxx, --	EX3DV4 - SN7895, 2024-10-28	DAE4ip Sn1872, 2024-10-18

Scan Setup

	Area Scan	Zoom Scan
Grid Extents [mm]	120.0 x 210.0	30.0 x 30.0 x 30.0
Grid Steps [mm]	15.0 x 15.0	6.0 x 6.0 x 1.5
Sensor Surface [mm]	3.0	1.4
Graded Grid	N/A	Yes
Grading Ratio	N/A	1.5
MAIA	N/A	N/A
Surface Detection	VMS + 6p	VMS + 6p
Scan Method	Measured	Measured

Measurement Results

	Area Scan	Zoom Scan
Date	2025-05-24	2025-05-24
psSAR1g [W/kg]	0.478	0.509
psSAR10g [W/kg]	0.295	0.281
Power Drift [dB]	0.04	0.01
Power Scaling	Disabled	Disabled
Scaling Factor [dB]		
TSL Correction	No correction	No correction
M2/M1 [%]		80.5
Dist 3dB Peak [mm]		7.8

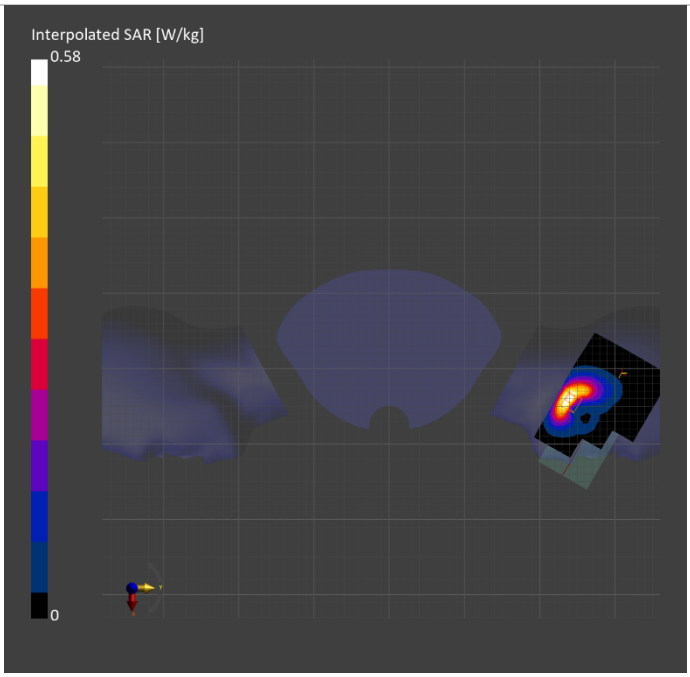

.

Measurement Report for Device, BACK, Band 12, Channel 23035 (701.500MHz)

Device under Test Properties

Model, Manufacturer	Dimensions [mm]	IMEI	DUT Type
Device,			Phone

Exposure Conditions

Phantom Section, TSL	Position, Test Distance [mm]	Band	Group, UID	Frequency [MHz], Channel Number	Conversion Factor	TSL Conductivity [S/m]	TSL Permittivity
Flat, Head Simulating Liquid	BACK, 10.00	Band 12		701.500, 23035	9.16	0.871	44.0

Hardware Setup

Phantom	TSL, Measured Date	Probe, Calibration Date	DAE, Calibration Date
Twin-SAM V5.0 (30deg probe tilt) - 1899	HBBL-600-10000 Charge:xxxx, --	EX3DV4 - SN7895, 2024-10-28	DAE4ip Sn1872, 2024-10-18

Scan Setup

	Area Scan	Zoom Scan
Grid Extents [mm]	120.0 x 210.0	30.0 x 30.0 x 30.0
Grid Steps [mm]	15.0 x 15.0	6.0 x 6.0 x 1.5
Sensor Surface [mm]	3.0	1.4
Graded Grid	N/A	Yes
Grading Ratio	N/A	1.5
MAIA	N/A	N/A
Surface Detection	VMS + 6p	VMS + 6p
Scan Method	Measured	Measured

Measurement Results

	Area Scan	Zoom Scan
Date	2025-05-24	2025-05-24
psSAR1g [W/kg]	0.481	0.484
psSAR10g [W/kg]	0.310	0.302
Power Drift [dB]	0.01	-0.01
Power Scaling	Disabled	Disabled
Scaling Factor [dB]		
TSL Correction	No correction	No correction
M2/M1 [%]		85.2
Dist 3dB Peak [mm]		10.8

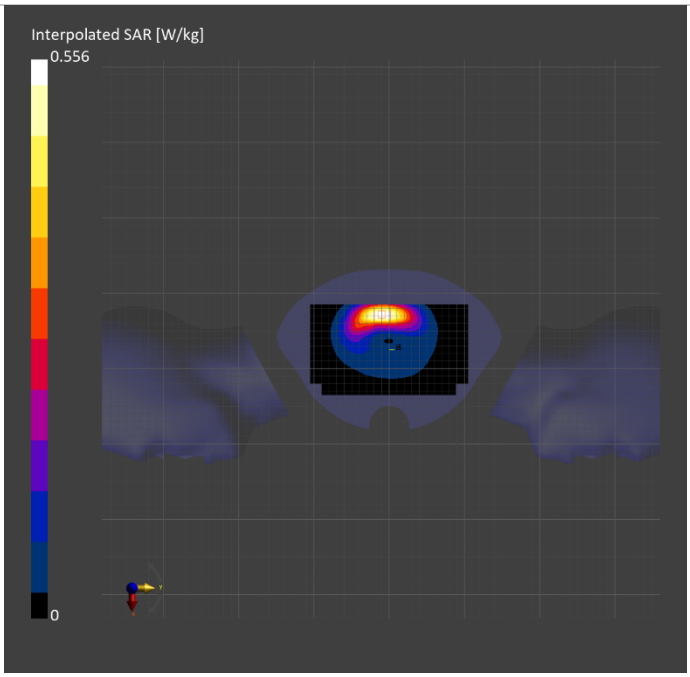

.

Measurement Report for Device, CHEEK, Band 17, Channel 23755 (706.500MHz)

Device under Test Properties

Model, Manufacturer	Dimensions [mm]	IMEI	DUT Type
Device,			Phone

Exposure Conditions

Phantom Section, TSL	Position, Test Distance [mm]	Band	Group, UID	Frequency [MHz], Channel Number	Conversion Factor	TSL Conductivity [S/m]	TSL Permittivity
LeftHead, Head Simulating Liquid	CHEEK, 0.00	Band 17		706.500, 23755	9.16	0.872	44.0

Hardware Setup

Phantom	TSL, Measured Date	Probe, Calibration Date	DAE, Calibration Date
Twin-SAM V5.0 (30deg probe tilt) - 1899	HBBL-600-10000 Charge:xxxx, --	EX3DV4 - SN7895, 2024-10-28	DAE4ip Sn1872, 2024-10-18

Scan Setup

	Area Scan	Zoom Scan
Grid Extents [mm]	120.0 x 210.0	30.0 x 30.0 x 30.0
Grid Steps [mm]	15.0 x 15.0	6.0 x 6.0 x 1.5
Sensor Surface [mm]	3.0	1.4
Graded Grid	N/A	Yes
Grading Ratio	N/A	1.5
MAIA	N/A	N/A
Surface Detection	VMS + 6p	VMS + 6p
Scan Method	Measured	Measured

Measurement Results

	Area Scan	Zoom Scan
Date	2025-05-24	2025-05-24
psSAR1g [W/kg]	0.488	0.604
psSAR10g [W/kg]	0.316	0.331
Power Drift [dB]	0.02	-0.02
Power Scaling	Disabled	Disabled
Scaling Factor [dB]		
TSL Correction	No correction	No correction
M2/M1 [%]		83.1
Dist 3dB Peak [mm]		7.4



.

Measurement Report for Device, BACK, Band 17, Channel 23755 (706.500MHz)

Device under Test Properties

Model, Manufacturer	Dimensions [mm]	IMEI	DUT Type
Device,			Phone

Exposure Conditions

Phantom Section, TSL	Position, Test Distance [mm]	Band	Group, UID	Frequency [MHz], Channel Number	Conversion Factor	TSL Conductivity [S/m]	TSL Permittivity
Flat, Head Simulating Liquid	BACK, 10.00	Band 17		706.500, 23755	9.16	0.872	44.0

Hardware Setup

Phantom	TSL, Measured Date	Probe, Calibration Date	DAE, Calibration Date
Twin-SAM V5.0 (30deg probe tilt) - 1899	HBBL-600-10000 Charge:xxxx, --	EX3DV4 - SN7895, 2024-10-28	DAE4ip Sn1872, 2024-10-18

Scan Setup

	Area Scan	Zoom Scan
Grid Extents [mm]	120.0 x 210.0	30.0 x 30.0 x 30.0
Grid Steps [mm]	15.0 x 15.0	6.0 x 6.0 x 1.5
Sensor Surface [mm]	3.0	1.4
Graded Grid	N/A	Yes
Grading Ratio	N/A	1.5
MAIA	N/A	N/A
Surface Detection	VMS + 6p	VMS + 6p
Scan Method	Measured	Measured

Measurement Results

	Area Scan	Zoom Scan
Date	2025-05-24	2025-05-24
psSAR1g [W/kg]	0.494	0.511
psSAR10g [W/kg]	0.320	0.317
Power Drift [dB]	0.01	-0.04
Power Scaling	Disabled	Disabled
Scaling Factor [dB]		
TSL Correction	No correction	No correction
M2/M1 [%]		83.9
Dist 3dB Peak [mm]		10.8

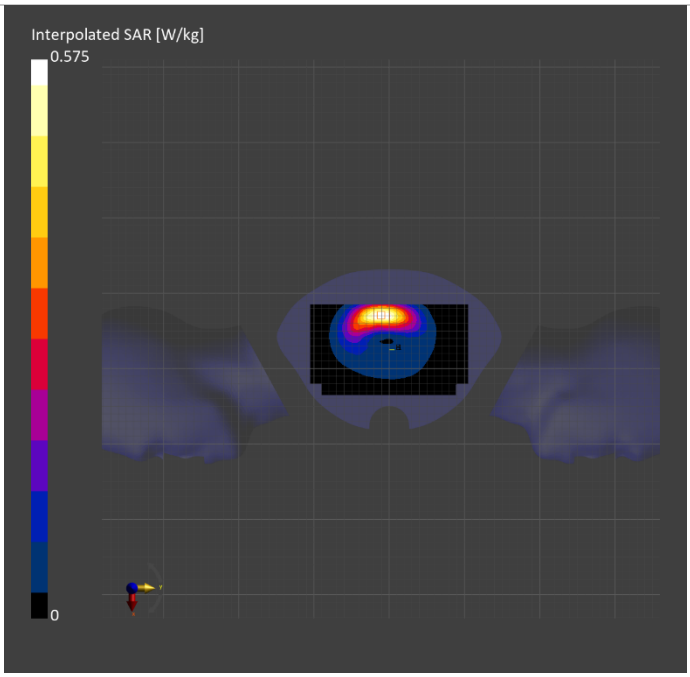

.

Measurement Report for Device, TILT, Band 38, Channel 38175 (2612.500MHz)

Device under Test Properties

Model, Manufacturer	Dimensions [mm]	IMEI	DUT Type
Device,			Phone

Exposure Conditions

Phantom Section, TSL	Position, Test Distance [mm]	Band	Group, UID	Frequency [MHz], Channel Number	Conversion Factor	TSL Conductivity [S/m]	TSL Permittivity
RightHead, Head Simulating Liquid	TILT, 0.00	Band 38		2612.500, 38175	6.94	1.94	40.8

Hardware Setup

Phantom	TSL, Measured Date	Probe, Calibration Date	DAE, Calibration Date
Twin-SAM V5.0 (30deg probe tilt) - 1899	HBBL-600-10000 Charge:xxxx, --	EX3DV4 - SN7895, 2024-10-28	DAE4ip Sn1872, 2024-10-18

Scan Setup

	Area Scan	Zoom Scan
Grid Extents [mm]	120.0 x 200.0	30.0 x 30.0 x 30.0
Grid Steps [mm]	10.0 x 10.0	5.0 x 5.0 x 1.5
Sensor Surface [mm]	3.0	1.4
Graded Grid	N/A	Yes
Grading Ratio	N/A	1.5
MAIA	N/A	N/A
Surface Detection	VMS + 6p	VMS + 6p
Scan Method	Measured	Measured

Measurement Results

	Area Scan	Zoom Scan
Date	2025-06-05	2025-06-05
psSAR1g [W/kg]	0.492	0.535
psSAR10g [W/kg]	0.210	0.208
Power Drift [dB]	0.04	0.01
Power Scaling	Disabled	Disabled
Scaling Factor [dB]		
TSL Correction	No correction	No correction
M2/M1 [%]		74.3
Dist 3dB Peak [mm]		6.4

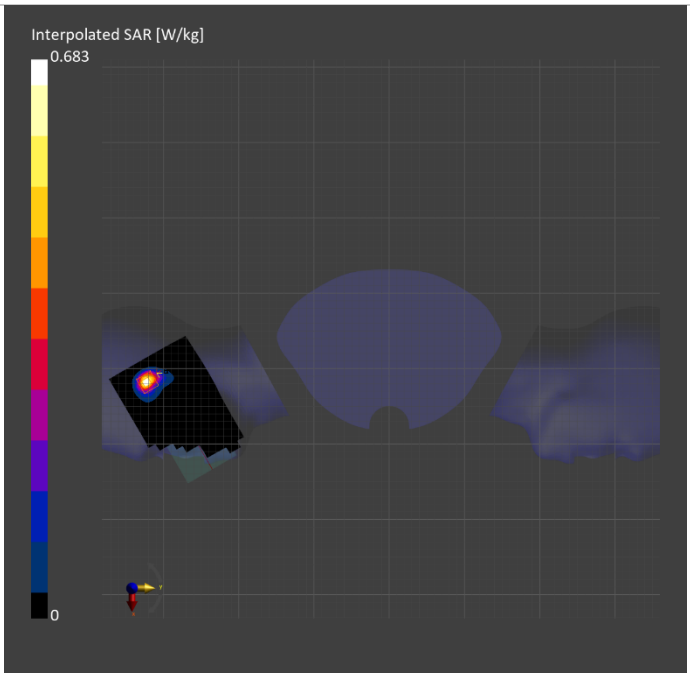

.

Measurement Report for Device, BACK, Band 38, Channel 38175 (2612.500MHz)

Device under Test Properties

Model, Manufacturer	Dimensions [mm]	IMEI	DUT Type
Device,			Phone

Exposure Conditions

Phantom Section, TSL	Position, Test Distance [mm]	Band	Group, UID	Frequency [MHz], Channel Number	Conversion Factor	TSL Conductivity [S/m]	TSL Permittivity
Flat, Head Simulating Liquid	BACK, 10.00	Band 38		2612.500, 38175	6.94	1.94	40.8

Hardware Setup

Phantom	TSL, Measured Date	Probe, Calibration Date	DAE, Calibration Date
Twin-SAM V5.0 (30deg probe tilt) - 1899	HBBL-600-10000 Charge:xxxx, --	EX3DV4 - SN7895, 2024-10-28	DAE4ip Sn1872, 2024-10-18

Scan Setup

	Area Scan	Zoom Scan
Grid Extents [mm]	120.0 x 200.0	30.0 x 30.0 x 30.0
Grid Steps [mm]	10.0 x 10.0	5.0 x 5.0 x 1.5
Sensor Surface [mm]	3.0	1.4
Graded Grid	N/A	Yes
Grading Ratio	N/A	1.5
MAIA	Y	Y
Surface Detection	VMS + 6p	VMS + 6p
Scan Method	Measured	Measured

Measurement Results

	Area Scan	Zoom Scan
Date	2025-06-03	2025-06-03
psSAR1g [W/kg]	0.089	0.093
psSAR10g [W/kg]	0.042	0.044
Power Drift [dB]	-0.14	-0.11
Power Scaling	Disabled	Disabled
Scaling Factor [dB]		
TSL Correction	No correction	No correction
M2/M1 [%]		76.7
Dist 3dB Peak [mm]		9.0

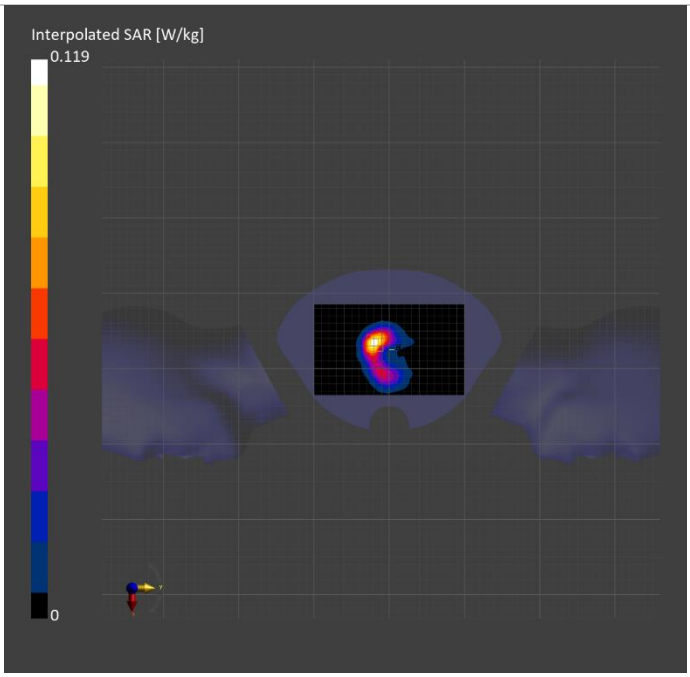

.

Measurement Report for Device, TILT, Band 41, Channel 40620 (2593.000MHz)

Device under Test Properties

Model, Manufacturer	Dimensions [mm]	IMEI	DUT Type
Device,			Phone

Exposure Conditions

Phantom Section, TSL	Position, Test Distance [mm]	Band	Group, UID	Frequency [MHz], Channel Number	Conversion Factor	TSL Conductivity [S/m]	TSL Permittivity
RightHead, Head Simulating Liquid	TILT, 0.00	Band 41		2593.000, 40620	6.94	1.94	40.8

Hardware Setup

Phantom	TSL, Measured Date	Probe, Calibration Date	DAE, Calibration Date
Twin-SAM V5.0 (30deg probe tilt) - 1899	HBBL-600-10000 Charge:xxxx, --	EX3DV4 - SN7895, 2024-10-28	DAE4ip Sn1872, 2024-10-18

Scan Setup

	Area Scan	Zoom Scan
Grid Extents [mm]	120.0 x 200.0	30.0 x 30.0 x 30.0
Grid Steps [mm]	10.0 x 10.0	5.0 x 5.0 x 1.5
Sensor Surface [mm]	3.0	1.4
Graded Grid	N/A	Yes
Grading Ratio	N/A	1.5
MAIA	N/A	N/A
Surface Detection	VMS + 6p	VMS + 6p
Scan Method	Measured	Measured

Measurement Results

	Area Scan	Zoom Scan
Date	2025-06-05	2025-06-05
psSAR1g [W/kg]	0.495	0.541
psSAR10g [W/kg]	0.211	0.210
Power Drift [dB]	-0.00	0.01
Power Scaling	Disabled	Disabled
Scaling Factor [dB]		
TSL Correction	No correction	No correction
M2/M1 [%]		74.6
Dist 3dB Peak [mm]		6.4

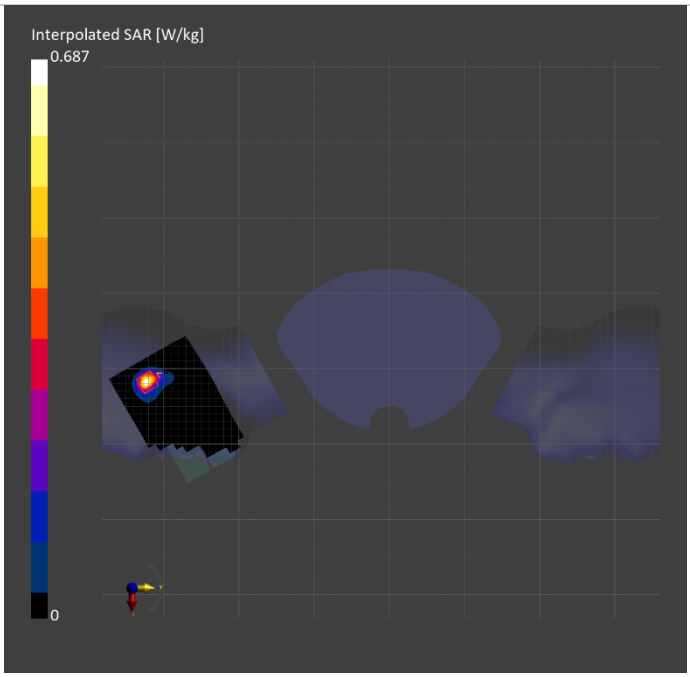

.

Measurement Report for Device, BACK, Band 41, Channel 40620 (2593.000MHz)

Device under Test Properties

Model, Manufacturer	Dimensions [mm]	IMEI	DUT Type
Device,			Phone

Exposure Conditions

Phantom Section, TSL	Position, Test Distance [mm]	Band	Group, UID	Frequency [MHz], Channel Number	Conversion Factor	TSL Conductivity [S/m]	TSL Permittivity
Flat, Head Simulating Liquid	BACK, 10.00	Band 41		2593.000, 40620	6.94	1.94	40.8

Hardware Setup

Phantom	TSL, Measured Date	Probe, Calibration Date	DAE, Calibration Date
Twin-SAM V5.0 (30deg probe tilt) - 1899	HBBL-600-10000 Charge:xxxx, --	EX3DV4 - SN7895, 2024-10-28	DAE4ip Sn1872, 2024-10-18

Scan Setup

	Area Scan	Zoom Scan
Grid Extents [mm]	120.0 x 200.0	30.0 x 30.0 x 30.0
Grid Steps [mm]	10.0 x 10.0	5.0 x 5.0 x 1.5
Sensor Surface [mm]	3.0	1.4
Graded Grid	N/A	Yes
Grading Ratio	N/A	1.5
MAIA	Y	Y
Surface Detection	VMS + 6p	VMS + 6p
Scan Method	Measured	Measured

Measurement Results

	Area Scan	Zoom Scan
Date	2025-06-03	2025-06-03
psSAR1g [W/kg]	0.090	0.094
psSAR10g [W/kg]	0.042	0.044
Power Drift [dB]	-0.05	-0.04
Power Scaling	Disabled	Disabled
Scaling Factor [dB]		
TSL Correction	No correction	No correction
M2/M1 [%]		76.0
Dist 3dB Peak [mm]		9.0

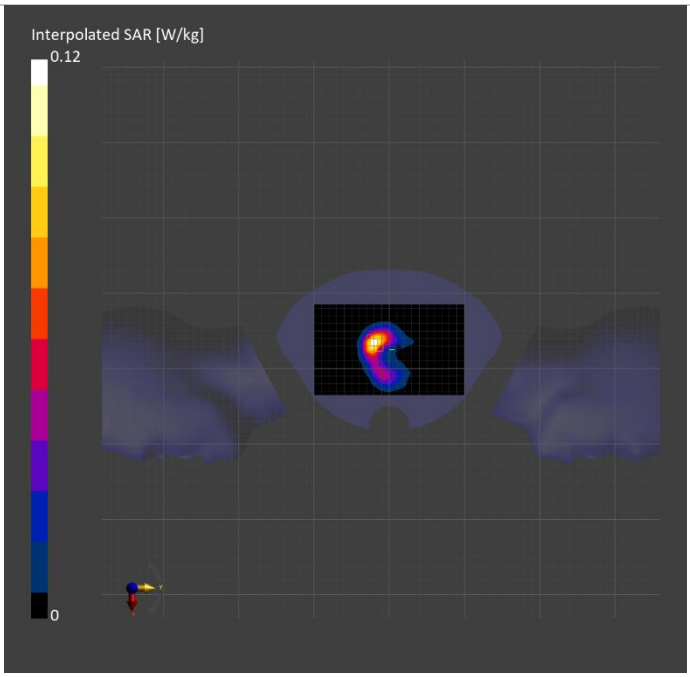

.

Measurement Report for Device, TILT, Band 42, Channel 43015 (3542.500MHz)

Device under Test Properties

Model, Manufacturer	Dimensions [mm]	IMEI	DUT Type
Device,			Phone

Exposure Conditions

Phantom Section, TSL	Position, Test Distance [mm]	Band	Group, UID	Frequency [MHz], Channel Number	Conversion Factor	TSL Conductivity [S/m]	TSL Permittivity
RightHead, Head Simulating Liquid	TILT, 0.00	Band 42		3542.500, 43015	6.22	2.72	39.2

Hardware Setup

Phantom	TSL, Measured Date	Probe, Calibration Date	DAE, Calibration Date
Twin-SAM V5.0 (30deg probe tilt) - 1899	HBBL-600-10000 Charge:xxxx, --	EX3DV4 - SN7895, 2024-10-28	DAE4ip Sn1872, 2024-10-18

Scan Setup

	Area Scan	Zoom Scan
Grid Extents [mm]	120.0 x 200.0	28.0 x 28.0 x 28.0
Grid Steps [mm]	10.0 x 10.0	5.0 x 5.0 x 1.4
Sensor Surface [mm]	3.0	1.4
Graded Grid	N/A	Yes
Grading Ratio	N/A	1.5
MAIA	Y	N/A
Surface Detection	VMS + 6p	VMS + 6p
Scan Method	Measured	Measured

Measurement Results

	Area Scan	Zoom Scan
Date	2025-06-09	2025-06-09
psSAR1g [W/kg]	0.454	0.458
psSAR10g [W/kg]	0.175	0.174
Power Drift [dB]	0.06	0.07
Power Scaling	Disabled	Disabled
Scaling Factor [dB]		
TSL Correction	No correction	No correction
M2/M1 [%]		72.0
Dist 3dB Peak [mm]		6.8

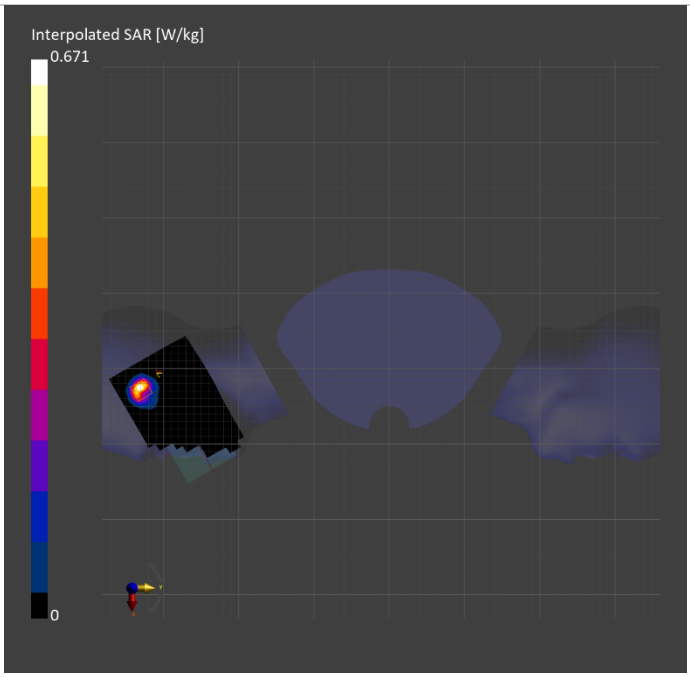

.

Measurement Report for Device, BACK, Band 42, Channel 43015 (3542.500MHz)

Device under Test Properties

Model, Manufacturer	Dimensions [mm]	IMEI	DUT Type
Device,			Phone

Exposure Conditions

Phantom Section, TSL	Position, Test Distance [mm]	Band	Group, UID	Frequency [MHz], Channel Number	Conversion Factor	TSL Conductivity [S/m]	TSL Permittivity
Flat, Head Simulating Liquid	BACK, 10.00	Band 42		3542.500, 43015	6.22	2.72	39.2

Hardware Setup

Phantom	TSL, Measured Date	Probe, Calibration Date	DAE, Calibration Date
Twin-SAM V5.0 (30deg probe tilt) - 1899	HBBL-600-10000 Charge:xxxx, --	EX3DV4 - SN7895, 2024-10-28	DAE4ip Sn1872, 2024-10-18

Scan Setup

	Area Scan	Zoom Scan
Grid Extents [mm]	120.0 x 200.0	28.0 x 28.0 x 28.0
Grid Steps [mm]	10.0 x 10.0	5.0 x 5.0 x 1.4
Sensor Surface [mm]	3.0	1.4
Graded Grid	N/A	Yes
Grading Ratio	N/A	1.5
MAIA	Y	Y
Surface Detection	VMS + 6p	VMS + 6p
Scan Method	Measured	Measured

Measurement Results

	Area Scan	Zoom Scan
Date	2025-06-09	2025-06-09
psSAR1g [W/kg]	0.141	0.148
psSAR10g [W/kg]	0.063	0.066
Power Drift [dB]	-0.13	-0.11
Power Scaling	Disabled	Disabled
Scaling Factor [dB]		
TSL Correction	No correction	No correction
M2/M1 [%]		73.1
Dist 3dB Peak [mm]		9.5

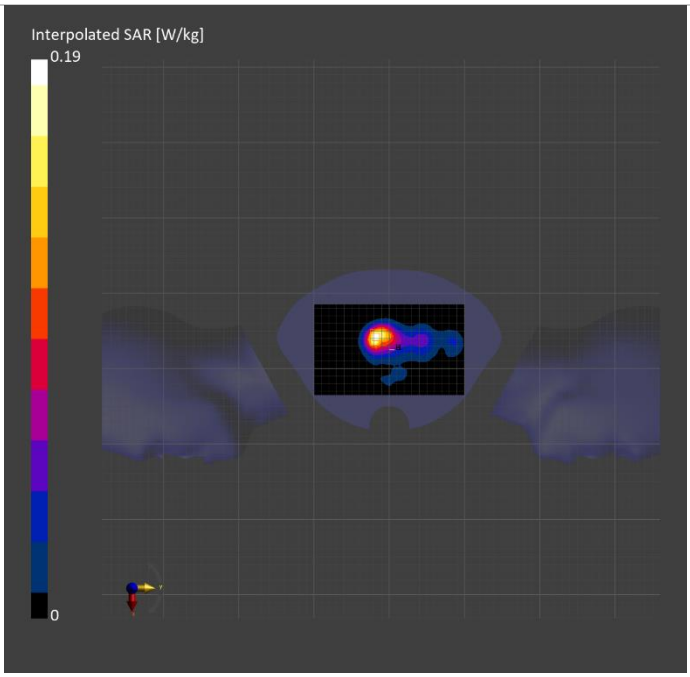

.

Measurement Report for Device, TILT, Band 66, Channel 132322 (1755.000MHz)

Device under Test Properties

Model, Manufacturer	Dimensions [mm]	IMEI	DUT Type
Device,			Phone

Exposure Conditions

Phantom Section, TSL	Position, Test Distance [mm]	Band	Group, UID	Frequency [MHz], Channel Number	Conversion Factor	TSL Conductivity [S/m]	TSL Permittivity
RightHead, Head Simulating Liquid	TILT, 0.00	Band 66		1755.000, 132322	7.6	1.34	41.9

Hardware Setup

Phantom	TSL, Measured Date	Probe, Calibration Date	DAE, Calibration Date
Twin-SAM V5.0 (30deg probe tilt) - 1899	HBBL-600-10000 Charge:xxxx, --	EX3DV4 - SN7895, 2024-10-28	DAE4ip Sn1872, 2024-10-18

Scan Setup

	Area Scan	Zoom Scan
Grid Extents [mm]	120.0 x 210.0	30.0 x 30.0 x 30.0
Grid Steps [mm]	15.0 x 15.0	6.0 x 6.0 x 1.5
Sensor Surface [mm]	3.0	1.4
Graded Grid	N/A	Yes
Grading Ratio	N/A	1.5
MAIA	N/A	N/A
Surface Detection	VMS + 6p	VMS + 6p
Scan Method	Measured	Measured

Measurement Results

	Area Scan	Zoom Scan
Date	2025-05-28	2025-05-28
psSAR1g [W/kg]	0.510	0.514
psSAR10g [W/kg]	0.255	0.231
Power Drift [dB]	-0.02	0.02
Power Scaling	Disabled	Disabled
Scaling Factor [dB]		
TSL Correction	No correction	No correction
M2/M1 [%]		71.8
Dist 3dB Peak [mm]		6.7

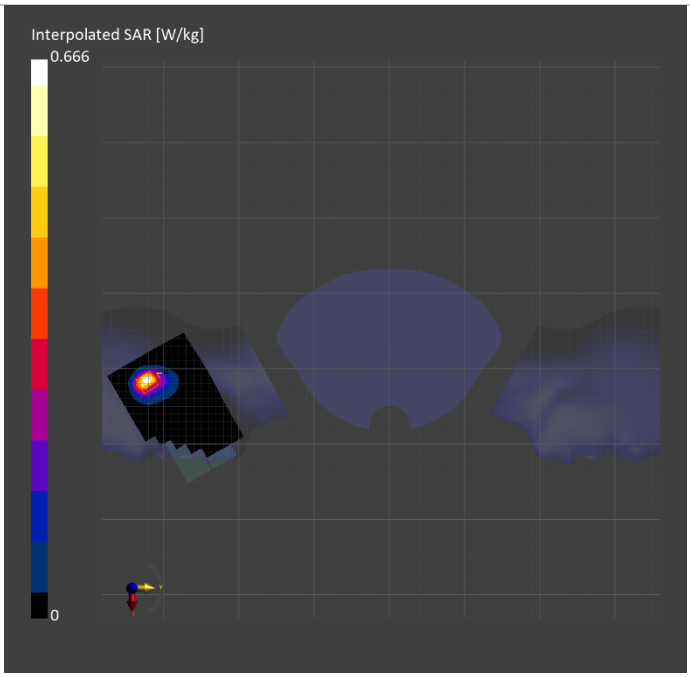

.

Measurement Report for Device, BACK, Band 66, Channel 132322 (1755.000MHz)

Device under Test Properties

Model, Manufacturer	Dimensions [mm]	IMEI	DUT Type
Device,			Phone

Exposure Conditions

Phantom Section, TSL	Position, Test Distance [mm]	Band	Group, UID	Frequency [MHz], Channel Number	Conversion Factor	TSL Conductivity [S/m]	TSL Permittivity
Flat, Head Simulating Liquid	BACK, 10.00	Band 66		1755.000, 132322	7.6	1.34	41.9

Hardware Setup

Phantom	TSL, Measured Date	Probe, Calibration Date	DAE, Calibration Date
Twin-SAM V5.0 (30deg probe tilt) - 1899	HBBL-600-10000 Charge:xxxx, --	EX3DV4 - SN7895, 2024-10-28	DAE4ip Sn1872, 2024-10-18

Scan Setup

	Area Scan	Zoom Scan
Grid Extents [mm]	120.0 x 210.0	30.0 x 30.0 x 30.0
Grid Steps [mm]	15.0 x 15.0	6.0 x 6.0 x 1.5
Sensor Surface [mm]	3.0	1.4
Graded Grid	N/A	Yes
Grading Ratio	N/A	1.5
MAIA	Y	Y
Surface Detection	VMS + 6p	VMS + 6p
Scan Method	Measured	Measured

Measurement Results

	Area Scan	Zoom Scan
Date	2025-05-28	2025-05-28
psSAR1g [W/kg]	0.078	0.085
psSAR10g [W/kg]	0.048	0.049
Power Drift [dB]	-0.02	-0.06
Power Scaling	Disabled	Disabled
Scaling Factor [dB]		
TSL Correction	No correction	No correction
M2/M1 [%]		83.2
Dist 3dB Peak [mm]		10.8



.

Measurement Report for Device, CHEEK, Band n5, Channel 167300 (836.500MHz)

Device under Test Properties

Model, Manufacturer	Dimensions [mm]	IMEI	DUT Type
Device,			Phone

Exposure Conditions

Phantom Section, TSL	Position, Test Distance [mm]	Band	Group, UID	Frequency [MHz], Channel Number	Conversion Factor	TSL Conductivity [S/m]	TSL Permittivity
LeftHead, Head Simulating Liquid	CHEEK, 0.00	Band n5		836.500, 167300	8.89	0.914	43.6

Hardware Setup

Phantom	TSL, Measured Date	Probe, Calibration Date	DAE, Calibration Date
Twin-SAM V5.0 (30deg probe tilt) - 1899	HBBL-600-10000 Charge:xxxx, --	EX3DV4 - SN7895, 2024-10-28	DAE4ip Sn1872, 2024-10-18

Scan Setup

	Area Scan	Zoom Scan
Grid Extents [mm]	120.0 x 210.0	30.0 x 30.0 x 30.0
Grid Steps [mm]	15.0 x 15.0	6.0 x 6.0 x 1.5
Sensor Surface [mm]	3.0	1.4
Graded Grid	N/A	Yes
Grading Ratio	N/A	1.5
MAIA	N/A	N/A
Surface Detection	VMS + 6p	VMS + 6p
Scan Method	Measured	Measured

Measurement Results

	Area Scan	Zoom Scan
Date	2025-05-26	2025-05-26
psSAR1g [W/kg]	0.778	0.894
psSAR10g [W/kg]	0.475	0.493
Power Drift [dB]	-0.04	-0.10
Power Scaling	Disabled	Disabled
Scaling Factor [dB]		
TSL Correction	No correction	No correction
M2/M1 [%]		86.6
Dist 3dB Peak [mm]		6.7



.

Measurement Report for Device, BACK, Band n5, Channel 167300 (836.500MHz)

Device under Test Properties

Model, Manufacturer	Dimensions [mm]	IMEI	DUT Type
Device,			Phone

Exposure Conditions

Phantom Section, TSL	Position, Test Distance [mm]	Band	Group, UID	Frequency [MHz], Channel Number	Conversion Factor	TSL Conductivity [S/m]	TSL Permittivity
Flat, Head Simulating Liquid	BACK, 10.00	Band n5		836.500, 167300	8.89	0.914	43.6

Hardware Setup

Phantom	TSL, Measured Date	Probe, Calibration Date	DAE, Calibration Date
Twin-SAM V5.0 (30deg probe tilt) - 1899	HBBL-600-10000 Charge:xxxx, --	EX3DV4 - SN7895, 2024-10-28	DAE4ip Sn1872, 2024-10-18

Scan Setup

	Area Scan	Zoom Scan
Grid Extents [mm]	120.0 x 210.0	30.0 x 30.0 x 30.0
Grid Steps [mm]	15.0 x 15.0	6.0 x 6.0 x 1.5
Sensor Surface [mm]	3.0	1.4
Graded Grid	N/A	Yes
Grading Ratio	N/A	1.5
MAIA	N/A	N/A
Surface Detection	VMS + 6p	VMS + 6p
Scan Method	Measured	Measured

Measurement Results

	Area Scan	Zoom Scan
Date	2025-05-26	2025-05-26
psSAR1g [W/kg]	0.768	0.861
psSAR10g [W/kg]	0.496	0.511
Power Drift [dB]	-0.02	-0.07
Power Scaling	Disabled	Disabled
Scaling Factor [dB]		
TSL Correction	No correction	No correction
M2/M1 [%]		82.7
Dist 3dB Peak [mm]		9.7

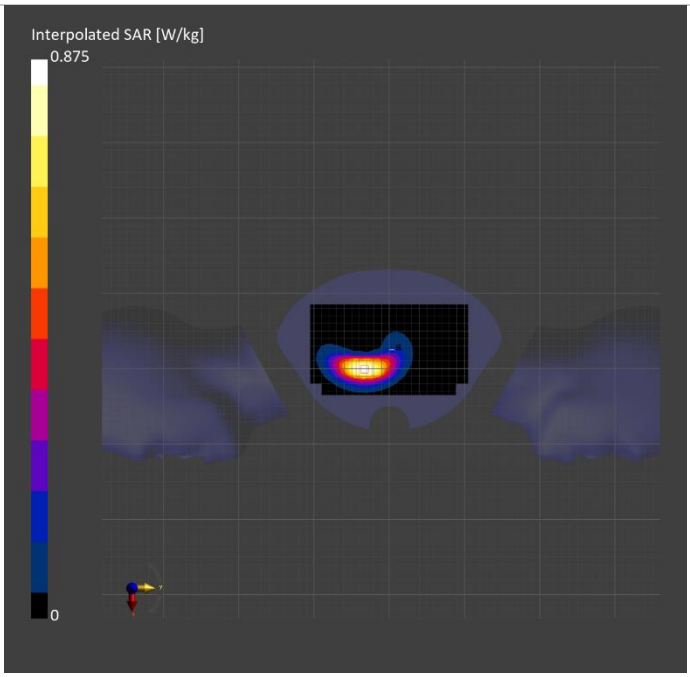

.

Measurement Report for Device, TILT, Band n7, Channel 501500 (2507.500MHz)

Device under Test Properties

Model, Manufacturer	Dimensions [mm]	IMEI	DUT Type
Device,			Phone

Exposure Conditions

Phantom Section, TSL	Position, Test Distance [mm]	Band	Group, UID	Frequency [MHz], Channel Number	Conversion Factor	TSL Conductivity [S/m]	TSL Permittivity
RightHead, Head Simulating Liquid	TILT, 0.00	Band n7		2507.500, 501500	6.94	1.89	40.8

Hardware Setup

Phantom	TSL, Measured Date	Probe, Calibration Date	DAE, Calibration Date
Twin-SAM V5.0 (30deg probe tilt) - 1899	HBBL-600-10000 Charge:xxxx, --	EX3DV4 - SN7895, 2024-10-28	DAE4ip Sn1872, 2024-10-18

Scan Setup

	Area Scan	Zoom Scan
Grid Extents [mm]	120.0 x 200.0	30.0 x 30.0 x 30.0
Grid Steps [mm]	10.0 x 10.0	5.0 x 5.0 x 1.5
Sensor Surface [mm]	3.0	1.4
Graded Grid	N/A	Yes
Grading Ratio	N/A	1.5
MAIA	N/A	N/A
Surface Detection	VMS + 6p	VMS + 6p
Scan Method	Measured	Measured

Measurement Results

	Area Scan	Zoom Scan
Date	2025-06-03	2025-06-03
psSAR1g [W/kg]	0.779	0.849
psSAR10g [W/kg]	0.331	0.330
Power Drift [dB]	-0.01	0.01
Power Scaling	Disabled	Disabled
Scaling Factor [dB]		
TSL Correction	No correction	No correction
M2/M1 [%]		73.9
Dist 3dB Peak [mm]		6.4

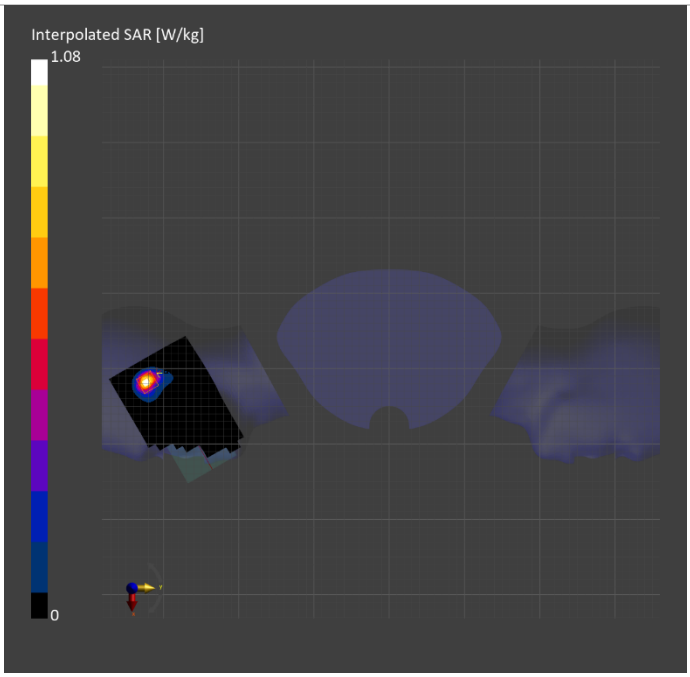

.

Measurement Report for Device, BACK, Band n7, Channel 501500 (2507.500MHz)

Device under Test Properties

Model, Manufacturer	Dimensions [mm]	IMEI	DUT Type
Device,			Phone

Exposure Conditions

Phantom Section, TSL	Position, Test Distance [mm]	Band	Group, UID	Frequency [MHz], Channel Number	Conversion Factor	TSL Conductivity [S/m]	TSL Permittivity
Flat, Head Simulating Liquid	BACK, 10.00	Band n7		2507.500, 501500	6.94	1.89	40.8

Hardware Setup

Phantom	TSL, Measured Date	Probe, Calibration Date	DAE, Calibration Date
Twin-SAM V5.0 (30deg probe tilt) - 1899	HBBL-600-10000 Charge:xxxx, --	EX3DV4 - SN7895, 2024-10-28	DAE4ip Sn1872, 2024-10-18

Scan Setup

	Area Scan	Zoom Scan
Grid Extents [mm]	120.0 x 200.0	30.0 x 30.0 x 30.0
Grid Steps [mm]	10.0 x 10.0	5.0 x 5.0 x 1.5
Sensor Surface [mm]	3.0	1.4
Graded Grid	N/A	Yes
Grading Ratio	N/A	1.5
MAIA	Y	Y
Surface Detection	VMS + 6p	VMS + 6p
Scan Method	Measured	Measured

Measurement Results
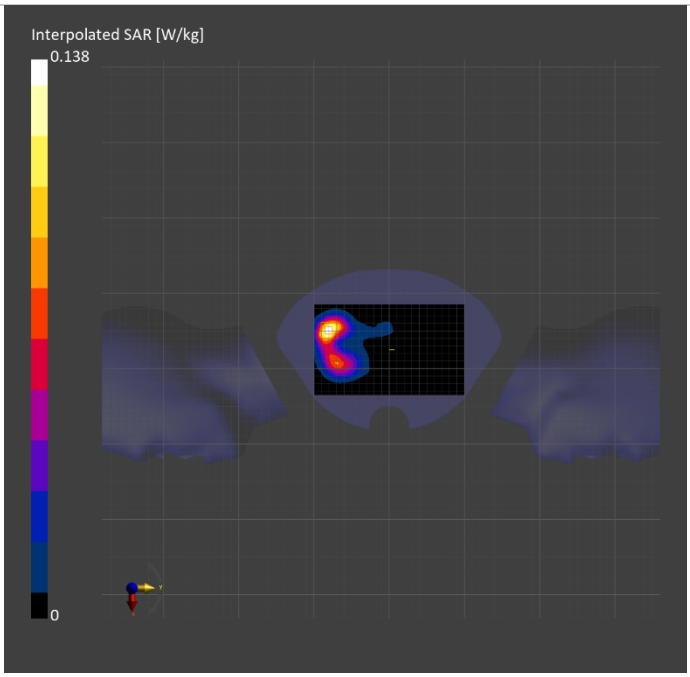
	Area Scan	Zoom Scan
Date	2025-06-03	2025-06-03
psSAR1g [W/kg]	0.108	0.114
psSAR10g [W/kg]	0.054	0.055
Power Drift [dB]	-0.04	-0.07
Power Scaling	Disabled	Disabled
Scaling Factor [dB]		
TSL Correction	No correction	No correction
M2/M1 [%]		78.1
Dist 3dB Peak [mm]		9.9