.

Measurement Report for Device, CHEEK, Band n12, Channel 141300 (706.500MHz)

Device under Test Properties

Model, Manufacturer	Dimensions [mm]	IMEI	DUT Type
Device,			Phone

Exposure Conditions

Phantom Section, TSL	Position, Test Distance [mm]	Band	Group, UID	Frequency [MHz], Channel Number	Conversion Factor	TSL Conductivity [S/m]	TSL Permittivity
LeftHead, Head Simulating Liquid	CHEEK, 0.00	Band n12		706.500, 141300	9.16	0.871	44.0

Hardware Setup

Phantom	TSL, Measured Date	Probe, Calibration Date	DAE, Calibration Date
Twin-SAM V5.0 (30deg probe tilt) - 1899	HBBL-600-10000 Charge:xxxx, --	EX3DV4 - SN7895, 2024-10-28	DAE4ip Sn1872, 2024-10-18

Scan Setup

	Area Scan	Zoom Scan
Grid Extents [mm]	120.0 x 210.0	30.0 x 30.0 x 30.0
Grid Steps [mm]	15.0 x 15.0	6.0 x 6.0 x 1.5
Sensor Surface [mm]	3.0	1.4
Graded Grid	N/A	Yes
Grading Ratio	N/A	1.5
MAIA	N/A	N/A
Surface Detection	VMS + 6p	VMS + 6p
Scan Method	Measured	Measured

Measurement Results

	Area Scan	Zoom Scan
Date	2025-05-24	2025-05-24
psSAR1g [W/kg]	0.683	0.738
psSAR10g [W/kg]	0.419	0.393
Power Drift [dB]	-0.03	-0.03
Power Scaling	Disabled	Disabled
Scaling Factor [dB]		
TSL Correction	No correction	No correction
M2/M1 [%]		79.1
Dist 3dB Peak [mm]		7.0

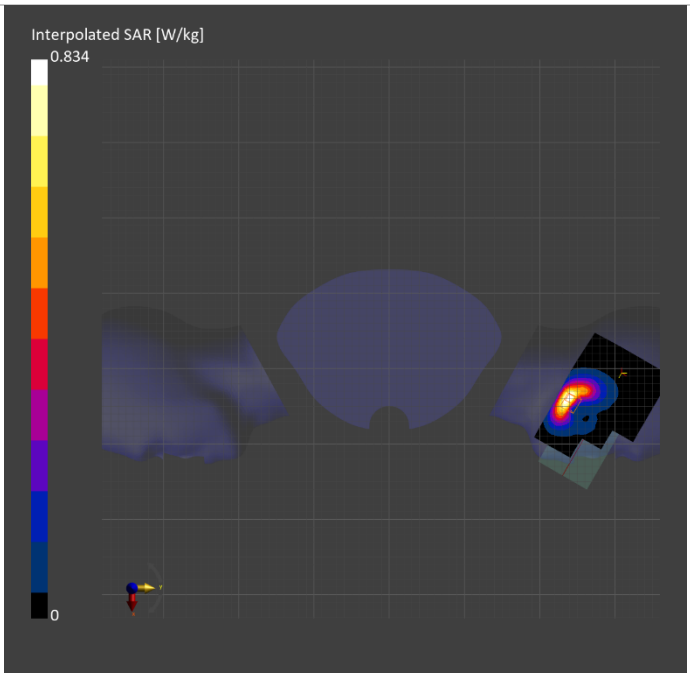

.

Measurement Report for Device, BACK, Band n12, Channel 141300 (706.500MHz)

Device under Test Properties

Model, Manufacturer	Dimensions [mm]	IMEI	DUT Type
Device,	1		Phone

Exposure Conditions

Phantom Section, TSL	Position, Test Distance [mm]	Band	Group, UID	Frequency [MHz], Channel Number	Conversion Factor	TSL Conductivity [S/m]	TSL Permittivity
Flat, Head Simulating Liquid	BACK, 10.00	Band n12		706.500, 141300	9.16	0.871	44.0

Hardware Setup

Phantom	TSL, Measured Date	Probe, Calibration Date	DAE, Calibration Date
Twin-SAM V5.0 (30deg probe tilt) - 1899	HBBL-600-10000 Charge:xxxx, --	EX3DV4 - SN7895, 2024-10-28	DAE4ip Sn1872, 2024-10-18

Scan Setup

	Area Scan	Zoom Scan
Grid Extents [mm]	120.0 x 210.0	30.0 x 30.0 x 30.0
Grid Steps [mm]	15.0 x 15.0	6.0 x 6.0 x 1.5
Sensor Surface [mm]	3.0	1.4
Graded Grid	N/A	Yes
Grading Ratio	N/A	1.5
MAIA	N/A	N/A
Surface Detection	VMS + 6p	VMS + 6p
Scan Method	Measured	Measured

Measurement Results

	Area Scan	Zoom Scan
Date	2025-05-24	2025-05-24
psSAR1g [W/kg]	0.609	0.617
psSAR10g [W/kg]	0.391	0.384
Power Drift [dB]	-0.04	-0.01
Power Scaling	Disabled	Disabled
Scaling Factor [dB]		
TSL Correction	No correction	No correction
M2/M1 [%]		83.9
Dist 3dB Peak [mm]		10.8

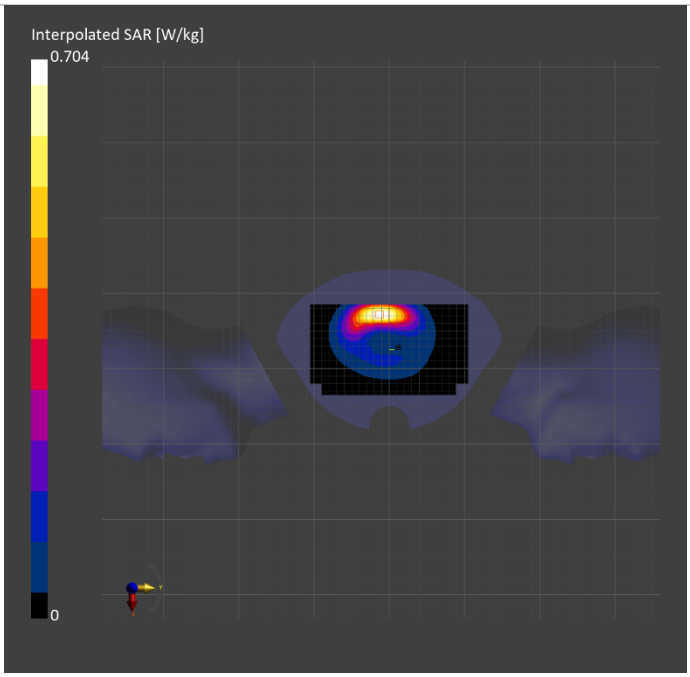

.

Measurement Report for Device, TILT, Band n38, Channel 522500 (2580.000MHz)

Device under Test Properties

Model, Manufacturer	Dimensions [mm]	IMEI	DUT Type
Device,			Phone

Exposure Conditions

Phantom Section, TSL	Position, Test Distance [mm]	Band	Group, UID	Frequency [MHz], Channel Number	Conversion Factor	TSL Conductivity [S/m]	TSL Permittivity
RightHead, Head Simulating Liquid	TILT, 0.00	Band n38		2580.000, 522500	6.94	1.94	40.8

Hardware Setup

Phantom	TSL, Measured Date	Probe, Calibration Date	DAE, Calibration Date
Twin-SAM V5.0 (30deg probe tilt) - 1899	HBBL-600-10000 Charge:xxxx, --	EX3DV4 - SN7895, 2024-10-28	DAE4ip Sn1872, 2024-10-18

Scan Setup

	Area Scan	Zoom Scan
Grid Extents [mm]	120.0 x 200.0	30.0 x 30.0 x 30.0
Grid Steps [mm]	10.0 x 10.0	5.0 x 5.0 x 1.5
Sensor Surface [mm]	3.0	1.4
Graded Grid	N/A	Yes
Grading Ratio	N/A	1.5
MAIA	N/A	N/A
Surface Detection	VMS + 6p	VMS + 6p
Scan Method	Measured	Measured

Measurement Results

	Area Scan	Zoom Scan
Date	2025-06-05	2025-06-05
psSAR1g [W/kg]	0.449	0.465
psSAR10g [W/kg]	0.187	0.185
Power Drift [dB]	-0.06	-0.02
Power Scaling	Disabled	Disabled
Scaling Factor [dB]		
TSL Correction	No correction	No correction
M2/M1 [%]		75.8
Dist 3dB Peak [mm]		6.4

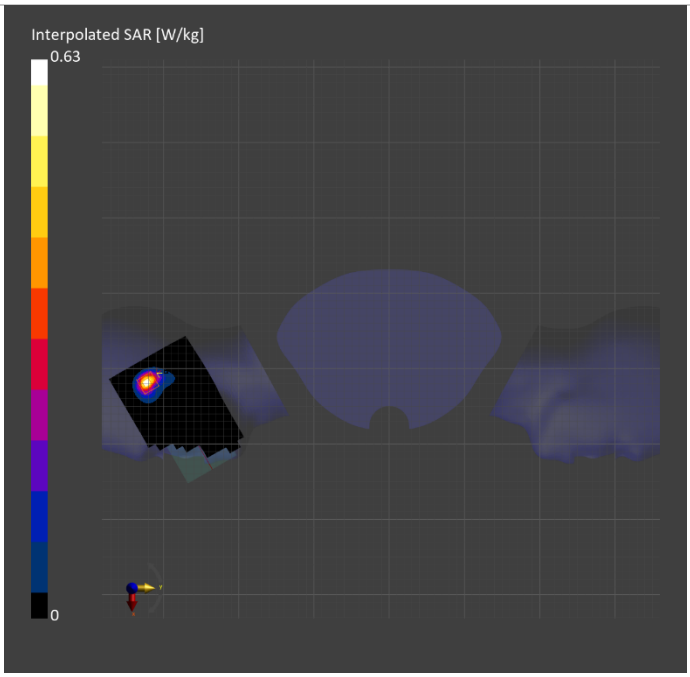

.

Measurement Report for Device, BACK, Band n38, Channel 522500 (2580.000MHz)

Device under Test Properties

Model, Manufacturer	Dimensions [mm]	IMEI	DUT Type
Device,			Phone

Exposure Conditions

Phantom Section, TSL	Position, Test Distance [mm]	Band	Group, UID	Frequency [MHz], Channel Number	Conversion Factor	TSL Conductivity [S/m]	TSL Permittivity
Flat, Head Simulating Liquid	BACK, 10.00	Band n38		2580.000, 522500	6.94	1.94	40.8

Hardware Setup

Phantom	TSL, Measured Date	Probe, Calibration Date	DAE, Calibration Date
Twin-SAM V5.0 (30deg probe tilt) - 1899	HBBL-600-10000 Charge:xxxx, --	EX3DV4 - SN7895, 2024-10-28	DAE4ip Sn1872, 2024-10-18

Scan Setup

	Area Scan	Zoom Scan
Grid Extents [mm]	120.0 x 200.0	30.0 x 30.0 x 30.0
Grid Steps [mm]	10.0 x 10.0	5.0 x 5.0 x 1.5
Sensor Surface [mm]	3.0	1.4
Graded Grid	N/A	Yes
Grading Ratio	N/A	1.5
MAIA	Y	Y
Surface Detection	VMS + 6p	VMS + 6p
Scan Method	Measured	Measured

Measurement Results

	Area Scan	Zoom Scan
Date	2025-06-03	2025-06-03
psSAR1g [W/kg]	0.068	0.072
psSAR10g [W/kg]	0.034	0.035
Power Drift [dB]	-0.06	0.05
Power Scaling	Disabled	Disabled
Scaling Factor [dB]		
TSL Correction	No correction	No correction
M2/M1 [%]		77.8
Dist 3dB Peak [mm]		10.0

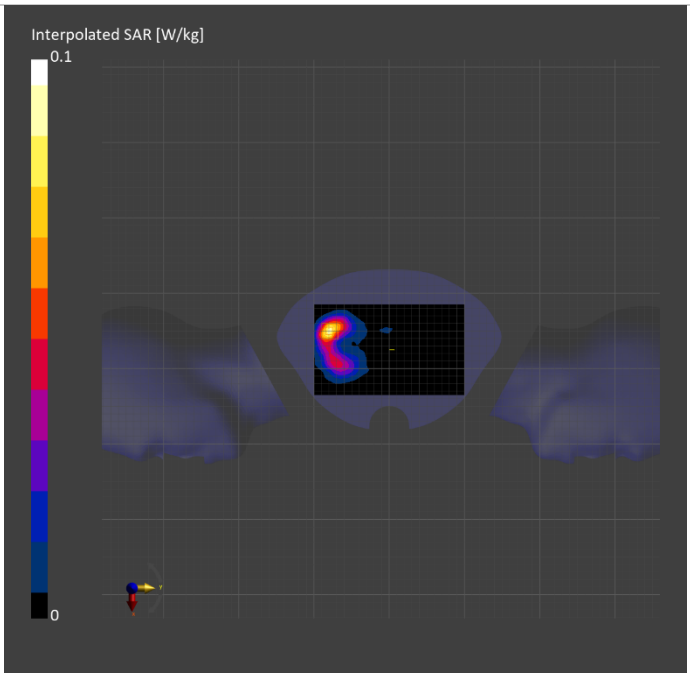

.

Measurement Report for Device, TILT, Band n41, Channel 518598 (2593.000MHz)

Device under Test Properties

Model, Manufacturer	Dimensions [mm]	IMEI	DUT Type
Device,			Phone

Exposure Conditions

Phantom Section, TSL	Position, Test Distance [mm]	Band	Group, UID	Frequency [MHz], Channel Number	Conversion Factor	TSL Conductivity [S/m]	TSL Permittivity
RightHead, Head Simulating Liquid	TILT, 0.00	Band n41		2593.000, 518598	6.94	1.94	40.8

Hardware Setup

Phantom	TSL, Measured Date	Probe, Calibration Date	DAE, Calibration Date
Twin-SAM V5.0 (30deg probe tilt) - 1899	HBBL-600-10000 Charge:xxxx, --	EX3DV4 - SN7895, 2024-10-28	DAE4ip Sn1872, 2024-10-18

Scan Setup

	Area Scan	Zoom Scan
Grid Extents [mm]	120.0 x 200.0	30.0 x 30.0 x 30.0
Grid Steps [mm]	10.0 x 10.0	5.0 x 5.0 x 1.5
Sensor Surface [mm]	3.0	1.4
Graded Grid	N/A	Yes
Grading Ratio	N/A	1.5
MAIA	N/A	N/A
Surface Detection	VMS + 6p	VMS + 6p
Scan Method	Measured	Measured

Measurement Results

	Area Scan	Zoom Scan
Date	2025-06-05	2025-06-05
psSAR1g [W/kg]	0.511	0.535
psSAR10g [W/kg]	0.211	0.208
Power Drift [dB]	-0.08	0.08
Power Scaling	Disabled	Disabled
Scaling Factor [dB]		
TSL Correction	No correction	No correction
M2/M1 [%]		78.3
Dist 3dB Peak [mm]		6.9

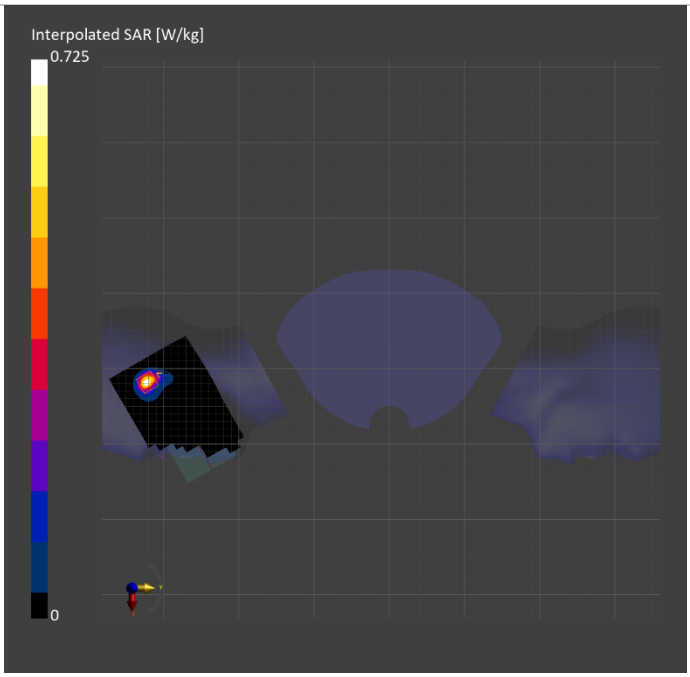

.

Measurement Report for Device, BACK, Band n41, Channel 518598 (2593.000MHz)

Device under Test Properties

Model, Manufacturer	Dimensions [mm]	IMEI	DUT Type
Device,			Phone

Exposure Conditions

Phantom Section, TSL	Position, Test Distance [mm]	Band	Group, UID	Frequency [MHz], Channel Number	Conversion Factor	TSL Conductivity [S/m]	TSL Permittivity
Flat, Head Simulating Liquid	BACK, 10.00	Band n41		2593.000, 518598	6.94	1.94	40.8

Hardware Setup

Phantom	TSL, Measured Date	Probe, Calibration Date	DAE, Calibration Date
Twin-SAM V5.0 (30deg probe tilt) - 1899	HBBL-600-10000 Charge:xxxx, --	EX3DV4 - SN7895, 2024-10-28	DAE4ip Sn1872, 2024-10-18

Scan Setup

	Area Scan	Zoom Scan
Grid Extents [mm]	120.0 x 200.0	30.0 x 30.0 x 30.0
Grid Steps [mm]	10.0 x 10.0	5.0 x 5.0 x 1.5
Sensor Surface [mm]	3.0	1.4
Graded Grid	N/A	Yes
Grading Ratio	N/A	1.5
MAIA	Y	Y
Surface Detection	VMS + 6p	VMS + 6p
Scan Method	Measured	Measured

Measurement Results

	Area Scan	Zoom Scan
Date	2025-06-03	2025-06-03
psSAR1g [W/kg]	0.078	0.080
psSAR10g [W/kg]	0.039	0.038
Power Drift [dB]	-0.01	-0.08
Power Scaling	Disabled	Disabled
Scaling Factor [dB]		
TSL Correction	No correction	No correction
M2/M1 [%]		77.5
Dist 3dB Peak [mm]		10.5

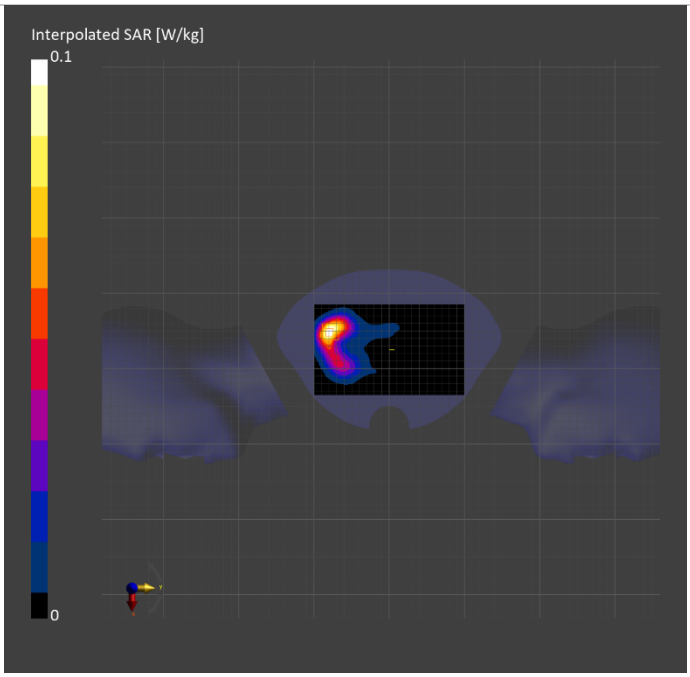

.

Measurement Report for Device, TILT, Band n66, Channel 349000 (1745.000MHz)

Device under Test Properties

Model, Manufacturer	Dimensions [mm]	IMEI	DUT Type
Device,			Phone

Exposure Conditions

Phantom Section, TSL	Position, Test Distance [mm]	Band	Group, UID	Frequency [MHz], Channel Number	Conversion Factor	TSL Conductivity [S/m]	TSL Permittivity
RightHead, Head Simulating Liquid	TILT, 0.00	Band n66		1745.000, 349000	7.6	1.34	41.9

Hardware Setup

Phantom	TSL, Measured Date	Probe, Calibration Date	DAE, Calibration Date
Twin-SAM V5.0 (30deg probe tilt) - 1899	HBBL-600-10000 Charge:xxxx, --	EX3DV4 - SN7895, 2024-10-28	DAE4ip Sn1872, 2024-10-18

Scan Setup

	Area Scan	Zoom Scan
Grid Extents [mm]	120.0 x 210.0	30.0 x 30.0 x 30.0
Grid Steps [mm]	15.0 x 15.0	6.0 x 6.0 x 1.5
Sensor Surface [mm]	3.0	1.4
Graded Grid	N/A	Yes
Grading Ratio	N/A	1.5
MAIA	N/A	N/A
Surface Detection	VMS + 6p	VMS + 6p
Scan Method	Measured	Measured

Measurement Results

	Area Scan	Zoom Scan
Date	2025-05-28	2025-05-28
psSAR1g [W/kg]	0.627	0.633
psSAR10g [W/kg]	0.318	0.290
Power Drift [dB]	-0.03	-0.05
Power Scaling	Disabled	Disabled
Scaling Factor [dB]		
TSL Correction	No correction	No correction
M2/M1 [%]		70.8
Dist 3dB Peak [mm]		6.7

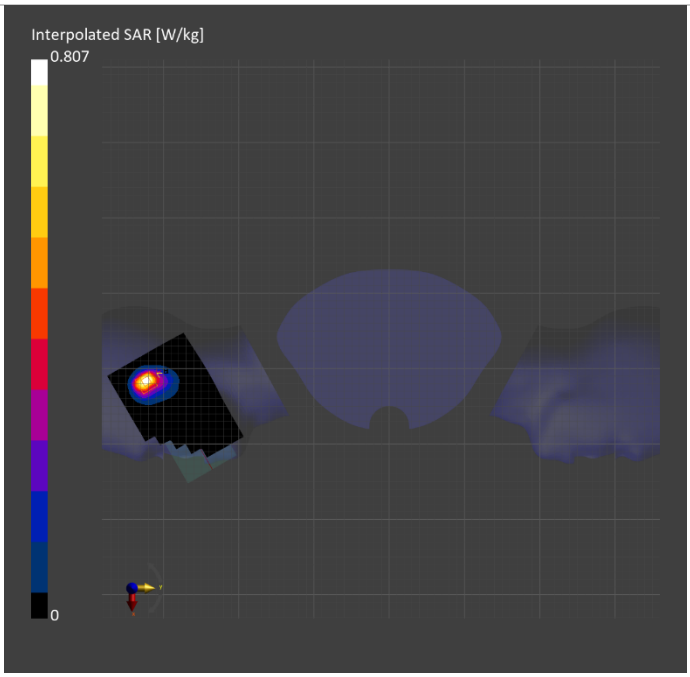

.

Measurement Report for Device, BACK, Band n66, Channel 349000 (1745.000MHz)

Device under Test Properties

Model, Manufacturer	Dimensions [mm]	IMEI	DUT Type
Device,			Phone

Exposure Conditions

Phantom Section, TSL	Position, Test Distance [mm]	Band	Group, UID	Frequency [MHz], Channel Number	Conversion Factor	TSL Conductivity [S/m]	TSL Permittivity
Flat, Head Simulating Liquid	BACK, 10.00	Band n66		1745.000, 349000	7.6	1.34	41.9

Hardware Setup

Phantom	TSL, Measured Date	Probe, Calibration Date	DAE, Calibration Date
Twin-SAM V5.0 (30deg probe tilt) - 1899	HBBL-600-10000 Charge:xxxx, --	EX3DV4 - SN7895, 2024-10-28	DAE4ip Sn1872, 2024-10-18

Scan Setup

	Area Scan	Zoom Scan
Grid Extents [mm]	120.0 x 210.0	30.0 x 30.0 x 30.0
Grid Steps [mm]	15.0 x 15.0	6.0 x 6.0 x 1.5
Sensor Surface [mm]	3.0	1.4
Graded Grid	N/A	Yes
Grading Ratio	N/A	1.5
MAIA	Y	Y
Surface Detection	VMS + 6p	VMS + 6p
Scan Method	Measured	Measured

Measurement Results

	Area Scan	Zoom Scan
Date	2025-05-28	2025-05-28
psSAR1g [W/kg]	0.101	0.116
psSAR10g [W/kg]	0.063	0.067
Power Drift [dB]	-0.06	-0.09
Power Scaling	Disabled	Disabled
Scaling Factor [dB]		
TSL Correction	No correction	No correction
M2/M1 [%]		82.6
Dist 3dB Peak [mm]		10.8



.

Measurement Report for Device, CHEEK, Band n71, Channel 133100 (665.500MHz)

Device under Test Properties

Model, Manufacturer	Dimensions [mm]	IMEI	DUT Type
Device,			Phone

Exposure Conditions

Phantom Section, TSL	Position, Test Distance [mm]	Band	Group, UID	Frequency [MHz], Channel Number	Conversion Factor	TSL Conductivity [S/m]	TSL Permittivity
LeftHead, Head Simulating Liquid	CHEEK, 0.00	Band n71		665.500, 133100	9.16	0.863	44.1

Hardware Setup

Phantom	TSL, Measured Date	Probe, Calibration Date	DAE, Calibration Date
Twin-SAM V5.0 (30deg probe tilt) - 1899	HBBL-600-10000 Charge:xxxx, --	EX3DV4 - SN7895, 2024-10-28	DAE4ip Sn1872, 2024-10-18

Scan Setup

	Area Scan	Zoom Scan
Grid Extents [mm]	120.0 x 210.0	30.0 x 30.0 x 30.0
Grid Steps [mm]	15.0 x 15.0	6.0 x 6.0 x 1.5
Sensor Surface [mm]	3.0	1.4
Graded Grid	N/A	Yes
Grading Ratio	N/A	1.5
MAIA	N/A	N/A
Surface Detection	VMS + 6p	VMS + 6p
Scan Method	Measured	Measured

Measurement Results

	Area Scan	Zoom Scan
Date	2025-05-24	2025-05-24
psSAR1g [W/kg]	0.541	0.576
psSAR10g [W/kg]	0.334	0.309
Power Drift [dB]	0.00	-0.03
Power Scaling	Disabled	Disabled
Scaling Factor [dB]		
TSL Correction	No correction	No correction
M2/M1 [%]		78.0
Dist 3dB Peak [mm]		7.0

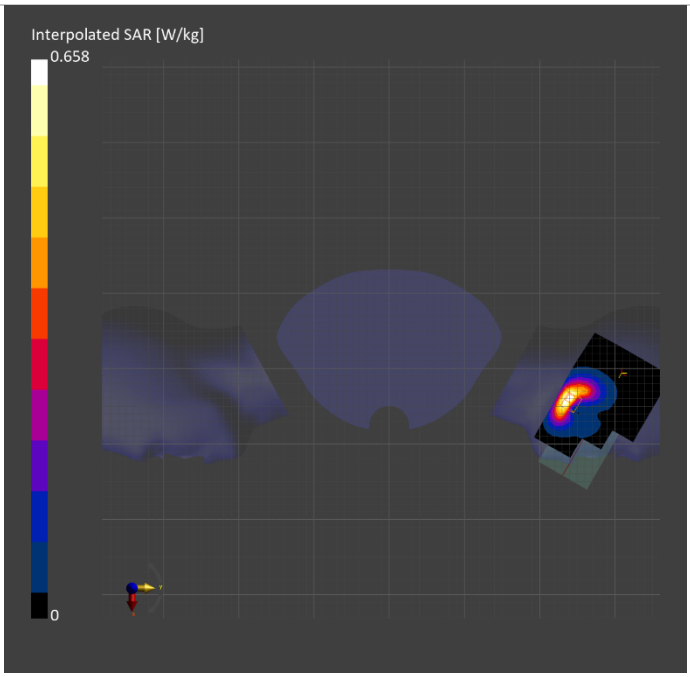

.

Measurement Report for Device, BACK, Band n71, Channel 133100 (665.500MHz)

Device under Test Properties

Model, Manufacturer	Dimensions [mm]	IMEI	DUT Type
Device,			Phone

Exposure Conditions

Phantom Section, TSL	Position, Test Distance [mm]	Band	Group, UID	Frequency [MHz], Channel Number	Conversion Factor	TSL Conductivity [S/m]	TSL Permittivity
Flat, Head Simulating Liquid	BACK, 10.00	Band n71		665.500, 133100	9.16	0.863	44.1

Hardware Setup

Phantom	TSL, Measured Date	Probe, Calibration Date	DAE, Calibration Date
Twin-SAM V5.0 (30deg probe tilt) - 1899	HBBL-600-10000 Charge:xxxx, --	EX3DV4 - SN7895, 2024-10-28	DAE4ip Sn1872, 2024-10-18

Scan Setup

	Area Scan	Zoom Scan
Grid Extents [mm]	120.0 x 210.0	30.0 x 30.0 x 30.0
Grid Steps [mm]	15.0 x 15.0	6.0 x 6.0 x 1.5
Sensor Surface [mm]	3.0	1.4
Graded Grid	N/A	Yes
Grading Ratio	N/A	1.5
MAIA	N/A	N/A
Surface Detection	VMS + 6p	VMS + 6p
Scan Method	Measured	Measured

Measurement Results

	Area Scan	Zoom Scan
Date	2025-05-24	2025-05-24
psSAR1g [W/kg]	0.567	0.570
psSAR10g [W/kg]	0.359	0.350
Power Drift [dB]	-0.06	-0.03
Power Scaling	Disabled	Disabled
Scaling Factor [dB]		
TSL Correction	No correction	No correction
M2/M1 [%]		82.0
Dist 3dB Peak [mm]		10.8

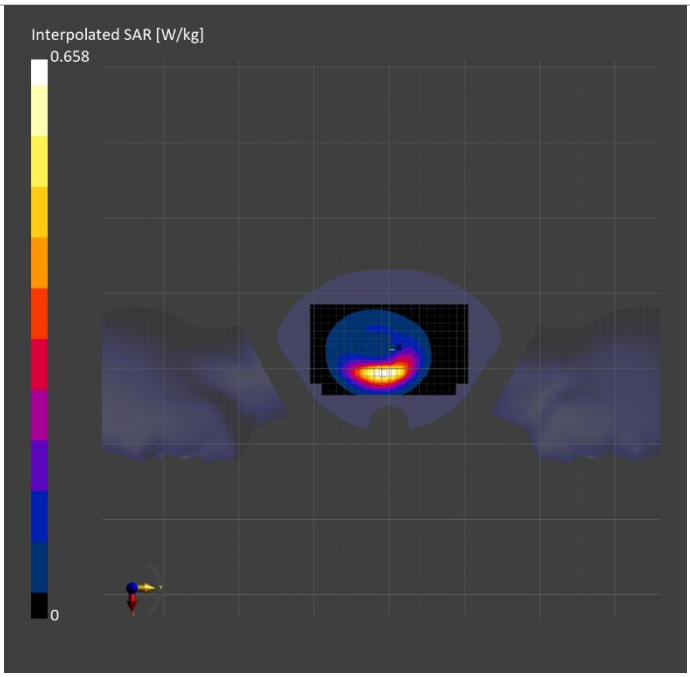

.

Measurement Report for Device, TILT, Band n77, Channel 633334 (3500.000MHz)

Device under Test Properties

Model, Manufacturer	Dimensions [mm]	IMEI	DUT Type
Device,			Phone

Exposure Conditions

Phantom Section, TSL	Position, Test Distance [mm]	Band	Group, UID	Frequency [MHz], Channel Number	Conversion Factor	TSL Conductivity [S/m]	TSL Permittivity
RightHead, Head Simulating Liquid	TILT, 0.00	Band n77		3500.000, 633334	6.22	2.72	39.2

Hardware Setup

Phantom	TSL, Measured Date	Probe, Calibration Date	DAE, Calibration Date
Twin-SAM V5.0 (30deg probe tilt) - 1899	HBBL-600-10000 Charge:xxxx, --	EX3DV4 - SN7895, 2024-10-28	DAE4ip Sn1872, 2024-10-18

Scan Setup

	Area Scan	Zoom Scan
Grid Extents [mm]	120.0 x 200.0	28.0 x 28.0 x 28.0
Grid Steps [mm]	10.0 x 10.0	5.0 x 5.0 x 1.4
Sensor Surface [mm]	3.0	1.4
Graded Grid	N/A	Yes
Grading Ratio	N/A	1.5
MAIA	N/A	N/A
Surface Detection	VMS + 6p	VMS + 6p
Scan Method	Measured	Measured

Measurement Results

	Area Scan	Zoom Scan
Date	2025-06-09	2025-06-09
psSAR1g [W/kg]	0.575	0.575
psSAR10g [W/kg]	0.226	0.221
Power Drift [dB]	0.00	0.04
Power Scaling	Disabled	Disabled
Scaling Factor [dB]		
TSL Correction	No correction	No correction
M2/M1 [%]		69.0
Dist 3dB Peak [mm]		6.5

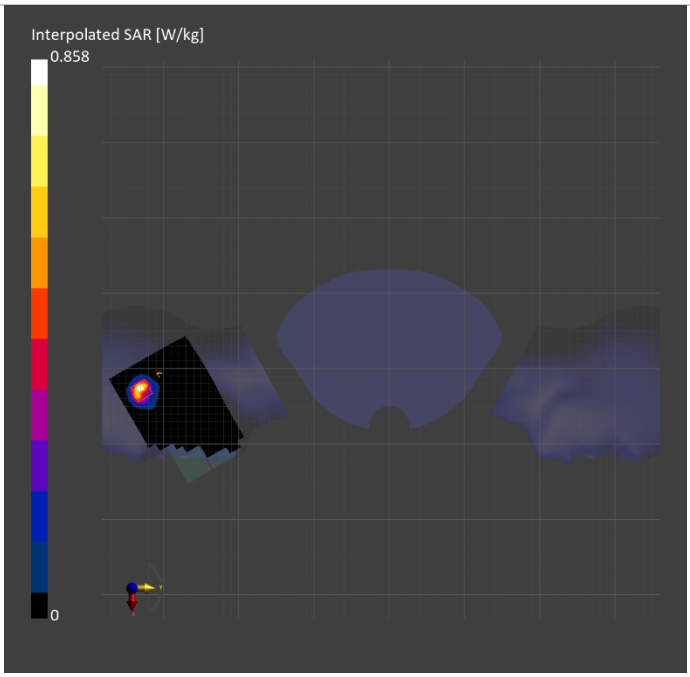

.

Measurement Report for Device, BACK, Band n77, Channel 633334 (3500.000MHz)

Device under Test Properties

Model, Manufacturer	Dimensions [mm]	IMEI	DUT Type
Device,			Phone

Exposure Conditions

Phantom Section, TSL	Position, Test Distance [mm]	Band	Group, UID	Frequency [MHz], Channel Number	Conversion Factor	TSL Conductivity [S/m]	TSL Permittivity
Flat, Head Simulating Liquid	BACK, 10.00	Band n77		3500.000, 633334	6.22	2.72	39.2

Hardware Setup

Phantom	TSL, Measured Date	Probe, Calibration Date	DAE, Calibration Date
Twin-SAM V5.0 (30deg probe tilt) - 1899	HBBL-600-10000 Charge:xxxx, --	EX3DV4 - SN7895, 2024-10-28	DAE4ip Sn1872, 2024-10-18

Scan Setup

	Area Scan	Zoom Scan
Grid Extents [mm]	120.0 x 200.0	28.0 x 28.0 x 28.0
Grid Steps [mm]	10.0 x 10.0	5.0 x 5.0 x 1.4
Sensor Surface [mm]	3.0	1.4
Graded Grid	N/A	Yes
Grading Ratio	N/A	1.5
MAIA	Y	Y
Surface Detection	VMS + 6p	VMS + 6p
Scan Method	Measured	Measured

Measurement Results

	Area Scan	Zoom Scan
Date	2025-06-09	2025-06-09
psSAR1g [W/kg]	0.120	0.124
psSAR10g [W/kg]	0.058	0.056
Power Drift [dB]	-0.13	-0.08
Power Scaling	Disabled	Disabled
Scaling Factor [dB]		
TSL Correction	No correction	No correction
M2/M1 [%]		75.5
Dist 3dB Peak [mm]		10.0

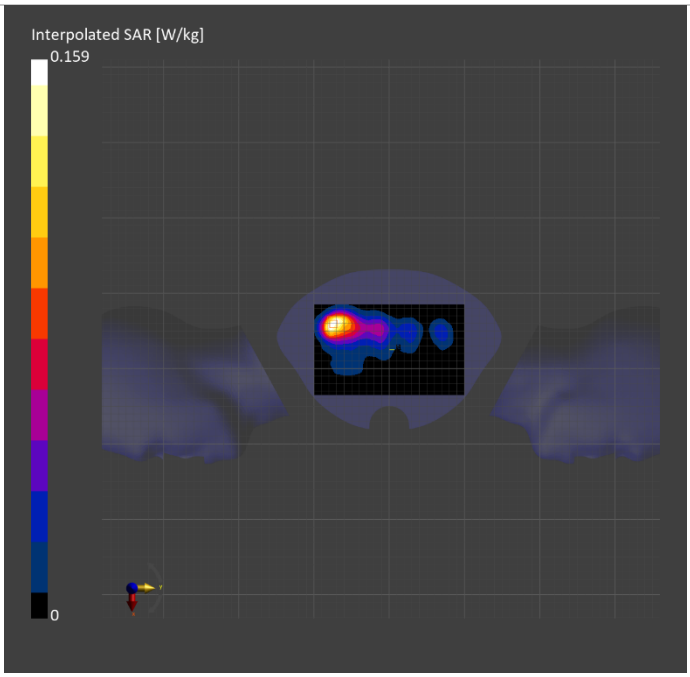

.

Measurement Report for Device, TILT, Band n77, Channel 637000 (356.000MHz)

Device under Test Properties

Model, Manufacturer	Dimensions [mm]	IMEI	DUT Type
Device,			Phone

Exposure Conditions

Phantom Section, TSL	Position, Test Distance [mm]	Band	Group, UID	Frequency [MHz], Channel Number	Conversion Factor	TSL Conductivity [S/m]	TSL Permittivity
RightHead, Head Simulating Liquid	TILT, 0.00	Band n77		3560.000, 637000	6.24	2.83	39.0

Hardware Setup

Phantom	TSL, Measured Date	Probe, Calibration Date	DAE, Calibration Date
Twin-SAM V5.0 (30deg probe tilt) - 1899	HBBL-600-10000 Charge:xxxx, --	EX3DV4 - SN7895, 2024-10-28	DAE4ip Sn1872, 2024-10-18

Scan Setup

	Area Scan	Zoom Scan
Grid Extents [mm]	120.0 x 200.0	28.0 x 28.0 x 28.0
Grid Steps [mm]	10.0 x 10.0	5.0 x 5.0 x 1.4
Sensor Surface [mm]	3.0	1.4
Graded Grid	N/A	Yes
Grading Ratio	N/A	1.5
MAIA	N/A	N/A
Surface Detection	VMS + 6p	VMS + 6p
Scan Method	Measured	Measured

Measurement Results

	Area Scan	Zoom Scan
Date	2025-06-11	2025-06-11
psSAR1g [W/kg]	0.674	0.728
psSAR10g [W/kg]	0.261	0.270
Power Drift [dB]	0.07	0.01
Power Scaling	Disabled	Disabled
Scaling Factor [dB]		
TSL Correction	No correction	No correction
M2/M1 [%]		70.7
Dist 3dB Peak [mm]		6.8

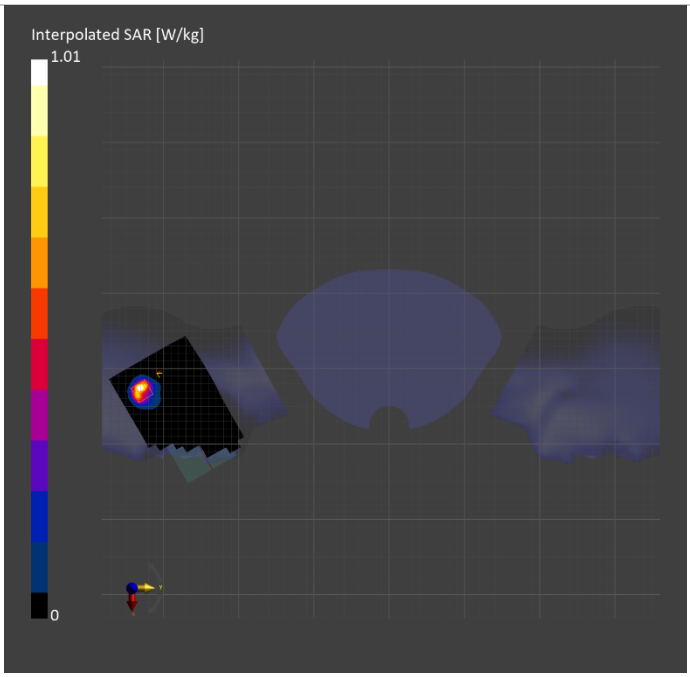

.

Measurement Report for Device, BACK, Band n77, Channel 637000 (3560.000MHz)

Device under Test Properties

Model, Manufacturer	Dimensions [mm]	IMEI	DUT Type
Device,			Phone

Exposure Conditions

Phantom Section, TSL	Position, Test Distance [mm]	Band	Group, UID	Frequency [MHz], Channel Number	Conversion Factor	TSL Conductivity [S/m]	TSL Permittivity
Flat, Head Simulating Liquid	BACK, 10.00	Band n77		3560.000, 637000	6.24	2.83	39.0

Hardware Setup

Phantom	TSL, Measured Date	Probe, Calibration Date	DAE, Calibration Date
Twin-SAM V5.0 (30deg probe tilt) - 1899	HBBL-600-10000 Charge:xxxx, --	EX3DV4 - SN7895, 2024-10-28	DAE4ip Sn1872, 2024-10-18

Scan Setup

	Area Scan	Zoom Scan
Grid Extents [mm]	120.0 x 200.0	28.0 x 28.0 x 28.0
Grid Steps [mm]	10.0 x 10.0	5.0 x 5.0 x 1.4
Sensor Surface [mm]	3.0	1.4
Graded Grid	N/A	Yes
Grading Ratio	N/A	1.5
MAIA	Y	Y
Surface Detection	VMS + 6p	VMS + 6p
Scan Method	Measured	Measured

Measurement Results

	Area Scan	Zoom Scan
Date	2025-06-11	2025-06-11
psSAR1g [W/kg]	0.139	0.149
psSAR10g [W/kg]	0.065	0.067
Power Drift [dB]	-0.15	-0.13
Power Scaling	Disabled	Disabled
Scaling Factor [dB]		
TSL Correction	No correction	No correction
M2/M1 [%]		75.0
Dist 3dB Peak [mm]		10.7

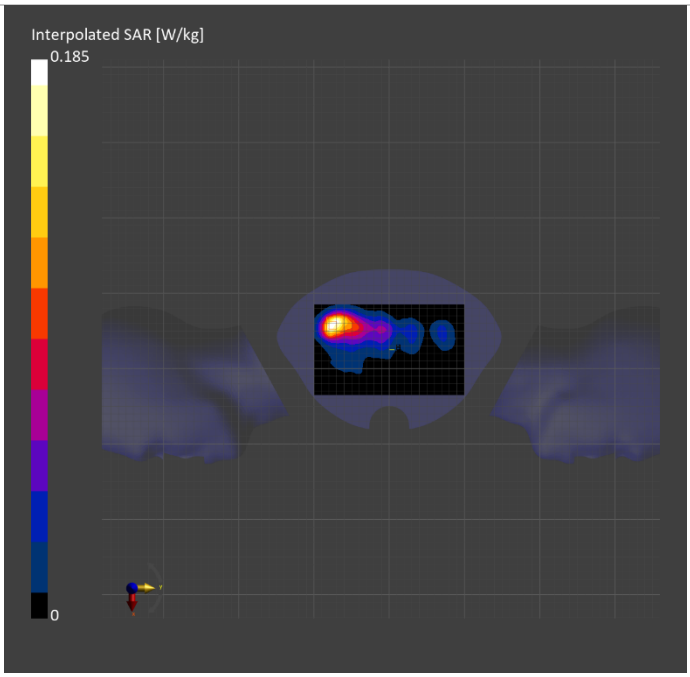

.

Measurement Report for Device, TILT, Band n77, Channel 656000 (3890.000MHz)

Device under Test Properties

Model, Manufacturer	Dimensions [mm]	IMEI	DUT Type
Device,			Phone

Exposure Conditions

Phantom Section, TSL	Position, Test Distance [mm]	Band	Group, UID	Frequency [MHz], Channel Number	Conversion Factor	TSL Conductivity [S/m]	TSL Permittivity
RightHead, Head Simulating Liquid	TILT, 0.00	Band n77		3890.000, 656000	6.11	3.04	38.7

Hardware Setup

Phantom	TSL, Measured Date	Probe, Calibration Date	DAE, Calibration Date
Twin-SAM V5.0 (30deg probe tilt) - 1899	HBBL-600-10000 Charge:xxxx, --	EX3DV4 - SN7895, 2024-10-28	DAE4ip Sn1872, 2024-10-18

Scan Setup

	Area Scan	Zoom Scan
Grid Extents [mm]	120.0 x 200.0	28.0 x 28.0 x 28.0
Grid Steps [mm]	10.0 x 10.0	5.0 x 5.0 x 1.4
Sensor Surface [mm]	3.0	1.4
Graded Grid	N/A	Yes
Grading Ratio	N/A	1.5
MAIA	Y	N/A
Surface Detection	VMS + 6p	VMS + 6p
Scan Method	Measured	Measured

Measurement Results

	Area Scan	Zoom Scan
Date	2025-06-13	2025-06-13
psSAR1g [W/kg]	0.457	0.521
psSAR10g [W/kg]	0.176	0.185
Power Drift [dB]	0.09	0.04
Power Scaling	Disabled	Disabled
Scaling Factor [dB]		
TSL Correction	No correction	No correction
M2/M1 [%]		69.0
Dist 3dB Peak [mm]		6.4

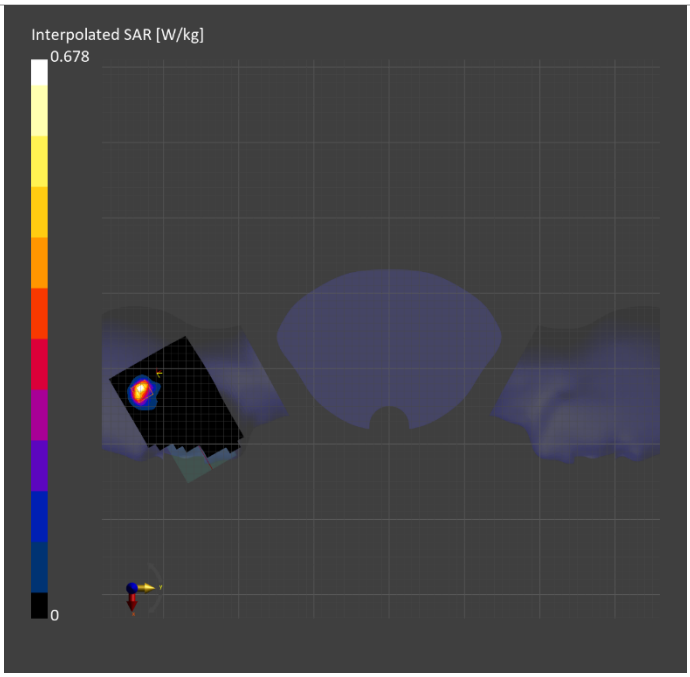

.

Measurement Report for Device, BACK, Band n77, Channel 656000 (3890.000MHz)

Device under Test Properties

Model, Manufacturer	Dimensions [mm]	IMEI	DUT Type
Device,			Phone

Exposure Conditions

Phantom Section, TSL	Position, Test Distance [mm]	Band	Group, UID	Frequency [MHz], Channel Number	Conversion Factor	TSL Conductivity [S/m]	TSL Permittivity
Flat, Head Simulating Liquid	BACK, 10.00	Band n77		3890.000, 656000	6.11	3.04	38.7

Hardware Setup

Phantom	TSL, Measured Date	Probe, Calibration Date	DAE, Calibration Date
Twin-SAM V5.0 (30deg probe tilt) - 1899	HBBL-600-10000 Charge:xxxx, --	EX3DV4 - SN7895, 2024-10-28	DAE4ip Sn1872, 2024-10-18

Scan Setup

	Area Scan	Zoom Scan
Grid Extents [mm]	120.0 x 200.0	28.0 x 28.0 x 28.0
Grid Steps [mm]	10.0 x 10.0	5.0 x 5.0 x 1.4
Sensor Surface [mm]	3.0	1.4
Graded Grid	N/A	Yes
Grading Ratio	N/A	1.5
MAIA	Y	Y
Surface Detection	VMS + 6p	VMS + 6p
Scan Method	Measured	Measured

Measurement Results

	Area Scan	Zoom Scan
Date	2025-06-13	2025-06-13
psSAR1g [W/kg]	0.112	0.117
psSAR10g [W/kg]	0.051	0.050
Power Drift [dB]	-0.18	-0.13
Power Scaling	Disabled	Disabled
Scaling Factor [dB]		
TSL Correction	No correction	No correction
M2/M1 [%]		73.0
Dist 3dB Peak [mm]		10.7

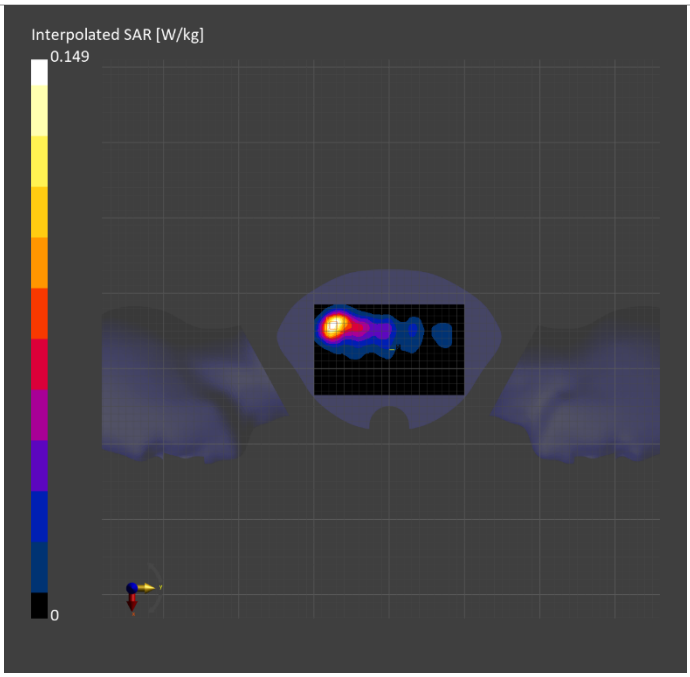

.

Measurement Report for Device, TILT, Band n78, Channel 633334 (3500.000MHz)

Device under Test Properties

Model, Manufacturer	Dimensions [mm]	IMEI	DUT Type
Device,			Phone

Exposure Conditions

Phantom Section, TSL	Position, Test Distance [mm]	Band	Group, UID	Frequency [MHz], Channel Number	Conversion Factor	TSL Conductivity [S/m]	TSL Permittivity
RightHead, Head Simulating Liquid	TILT, 0.00	Band n78		3500.000, 633334	6.22	2.72	39.2

Hardware Setup

Phantom	TSL, Measured Date	Probe, Calibration Date	DAE, Calibration Date
Twin-SAM V5.0 (30deg probe tilt) - 1899	HBBL-600-10000 Charge:xxxx, --	EX3DV4 - SN7895, 2024-10-28	DAE4ip Sn1872, 2024-10-18

Scan Setup

	Area Scan	Zoom Scan
Grid Extents [mm]	120.0 x 200.0	28.0 x 28.0 x 28.0
Grid Steps [mm]	10.0 x 10.0	5.0 x 5.0 x 1.4
Sensor Surface [mm]	3.0	1.4
Graded Grid	N/A	Yes
Grading Ratio	N/A	1.5
MAIA	Y	N/A
Surface Detection	VMS + 6p	VMS + 6p
Scan Method	Measured	Measured

Measurement Results

	Area Scan	Zoom Scan
Date	2025-06-09	2025-06-09
psSAR1g [W/kg]	0.473	0.501
psSAR10g [W/kg]	0.185	0.186
Power Drift [dB]	0.04	0.08
Power Scaling	Disabled	Disabled
Scaling Factor [dB]		
TSL Correction	No correction	No correction
M2/M1 [%]		70.7
Dist 3dB Peak [mm]		6.8

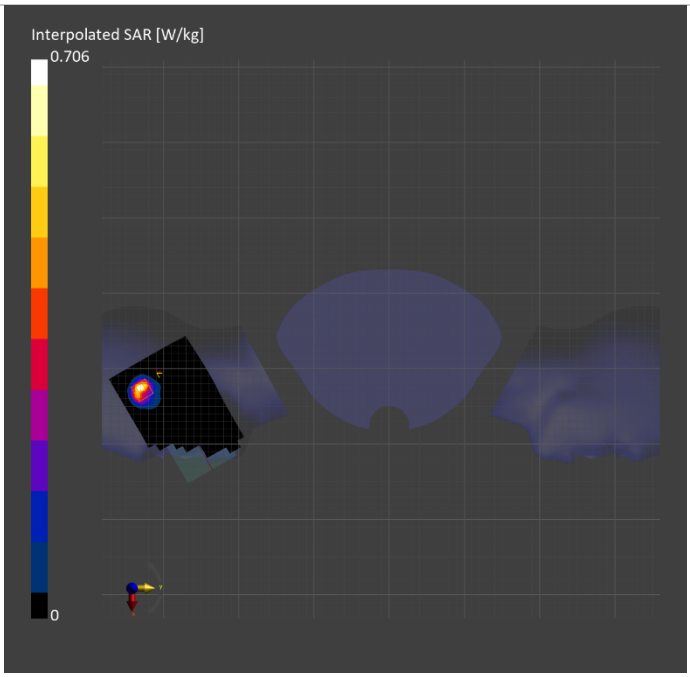

.

Measurement Report for Device, BACK, Band n78, Channel 633334 (3500.000MHz)

Device under Test Properties

Model, Manufacturer	Dimensions [mm]	IMEI	DUT Type
Device,			Phone

Exposure Conditions

Phantom Section, TSL	Position, Test Distance [mm]	Band	Group, UID	Frequency [MHz], Channel Number	Conversion Factor	TSL Conductivity [S/m]	TSL Permittivity
Flat, Head Simulating Liquid	BACK, 10.00	Band n78		3500.000, 633334	6.22	2.72	39.2

Hardware Setup

Phantom	TSL, Measured Date	Probe, Calibration Date	DAE, Calibration Date
Twin-SAM V5.0 (30deg probe tilt) - 1899	HBBL-600-10000 Charge:xxxx, --	EX3DV4 - SN7895, 2024-10-28	DAE4ip Sn1872, 2024-10-18

Scan Setup

	Area Scan	Zoom Scan
Grid Extents [mm]	120.0 x 200.0	28.0 x 28.0 x 28.0
Grid Steps [mm]	10.0 x 10.0	5.0 x 5.0 x 1.4
Sensor Surface [mm]	3.0	1.4
Graded Grid	N/A	Yes
Grading Ratio	N/A	1.5
MAIA	Y	Y
Surface Detection	VMS + 6p	VMS + 6p
Scan Method	Measured	Measured

Measurement Results

	Area Scan	Zoom Scan
Date	2025-06-09	2025-06-09
psSAR1g [W/kg]	0.092	0.098
psSAR10g [W/kg]	0.044	0.045
Power Drift [dB]	-0.12	-0.10
Power Scaling	Disabled	Disabled
Scaling Factor [dB]		
TSL Correction	No correction	No correction
M2/M1 [%]		75.6
Dist 3dB Peak [mm]		10.3

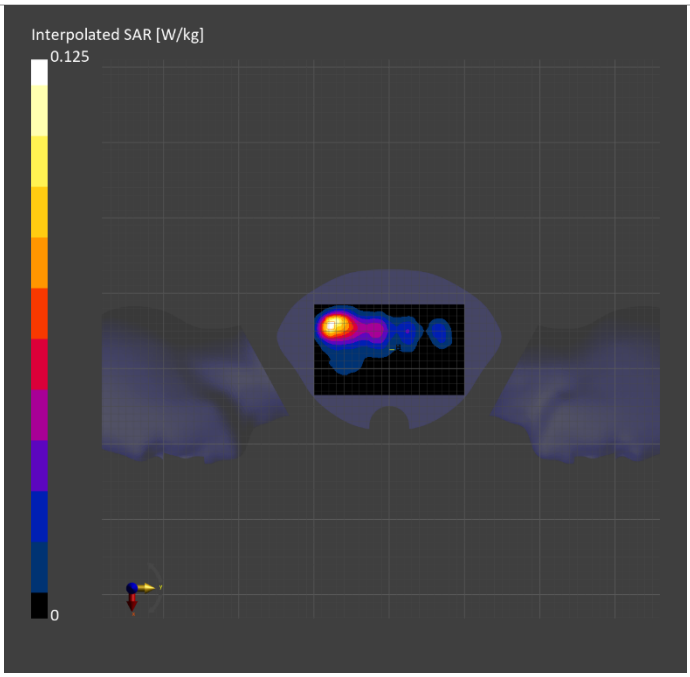

.

Measurement Report for Device, TILT, Band n78, Channel 637000 (3560.000MHz)

Device under Test Properties

Model, Manufacturer	Dimensions [mm]	IMEI	DUT Type
Device,			Phone

Exposure Conditions

Phantom Section, TSL	Position, Test Distance [mm]	Band	Group, UID	Frequency [MHz], Channel Number	Conversion Factor	TSL Conductivity [S/m]	TSL Permittivity
RightHead, Head Simulating Liquid	TILT, 0.00	Band n78		3560.000, 637000	6.24	2.83	39.0

Hardware Setup

Phantom	TSL, Measured Date	Probe, Calibration Date	DAE, Calibration Date
Twin-SAM V5.0 (30deg probe tilt) - 1899	HBBL-600-10000 Charge:xxxx, --	EX3DV4 - SN7895, 2024-10-28	DAE4ip Sn1872, 2024-10-18

Scan Setup

	Area Scan	Zoom Scan
Grid Extents [mm]	120.0 x 200.0	28.0 x 28.0 x 28.0
Grid Steps [mm]	10.0 x 10.0	5.0 x 5.0 x 1.4
Sensor Surface [mm]	3.0	1.4
Graded Grid	N/A	Yes
Grading Ratio	N/A	1.5
MAIA	Y	N/A
Surface Detection	VMS + 6p	VMS + 6p
Scan Method	Measured	Measured

Measurement Results

	Area Scan	Zoom Scan
Date	2025-06-11	2025-06-11
psSAR1g [W/kg]	0.532	0.578
psSAR10g [W/kg]	0.205	0.212
Power Drift [dB]	0.07	0.05
Power Scaling	Disabled	Disabled
Scaling Factor [dB]		
TSL Correction	No correction	No correction
M2/M1 [%]		67.6
Dist 3dB Peak [mm]		6.4

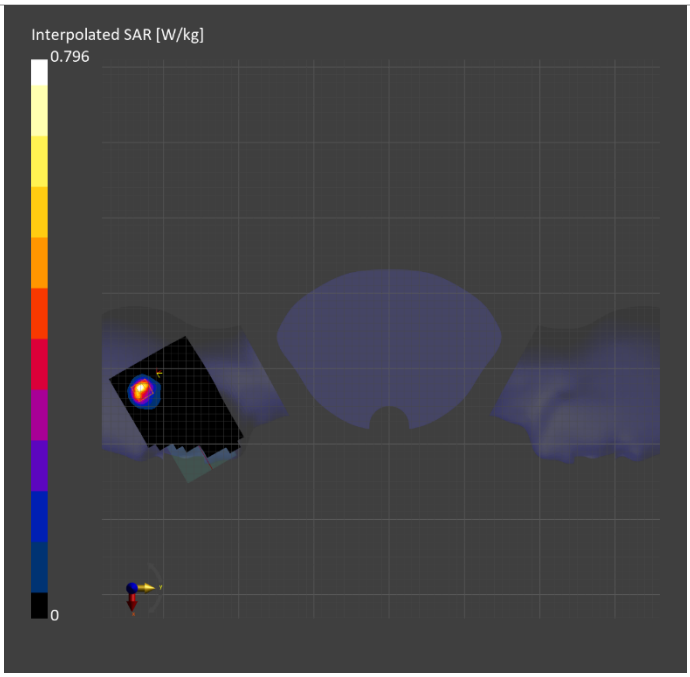

.

Measurement Report for Device, BACK, Band n78, Channel 637000 (3560.000MHz)

Device under Test Properties

Model, Manufacturer	Dimensions [mm]	IMEI	DUT Type
Device,			Phone

Exposure Conditions

Phantom Section, TSL	Position, Test Distance [mm]	Band	Group, UID	Frequency [MHz], Channel Number	Conversion Factor	TSL Conductivity [S/m]	TSL Permittivity
Flat, Head Simulating Liquid	BACK, 10.00	Band n78		3560.000, 637000	6.24	2.83	39.0

Hardware Setup

Phantom	TSL, Measured Date	Probe, Calibration Date	DAE, Calibration Date
Twin-SAM V5.0 (30deg probe tilt) - 1899	HBBL-600-10000 Charge:xxxx, --	EX3DV4 - SN7895, 2024-10-28	DAE4ip Sn1872, 2024-10-18

Scan Setup

	Area Scan	Zoom Scan
Grid Extents [mm]	120.0 x 200.0	28.0 x 28.0 x 28.0
Grid Steps [mm]	10.0 x 10.0	5.0 x 5.0 x 1.4
Sensor Surface [mm]	3.0	1.4
Graded Grid	N/A	Yes
Grading Ratio	N/A	1.5
MAIA	Y	Y
Surface Detection	VMS + 6p	VMS + 6p
Scan Method	Measured	Measured

Measurement Results

	Area Scan	Zoom Scan
Date	2025-06-11	2025-06-11
psSAR1g [W/kg]	0.114	0.119
psSAR10g [W/kg]	0.053	0.052
Power Drift [dB]	-0.15	-0.09
Power Scaling	Disabled	Disabled
Scaling Factor [dB]		
TSL Correction	No correction	No correction
M2/M1 [%]		75.2
Dist 3dB Peak [mm]		10.7

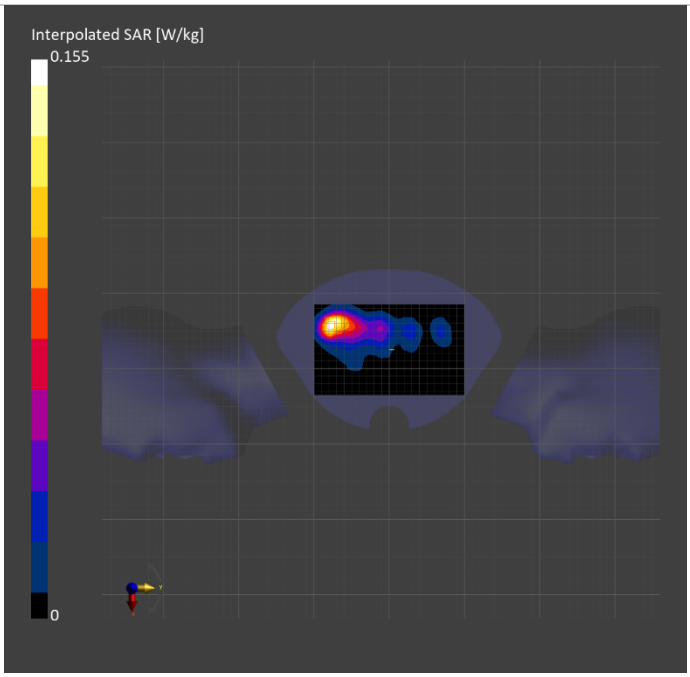

.

Measurement Report for Device, TILT, Band n78, Channel 650000 (3750.000MHz)

Device under Test Properties

Model, Manufacturer	Dimensions [mm]	IMEI	DUT Type
Device,			Phone

Exposure Conditions

Phantom Section, TSL	Position, Test Distance [mm]	Band	Group, UID	Frequency [MHz], Channel Number	Conversion Factor	TSL Conductivity [S/m]	TSL Permittivity
RightHead, Head Simulating Liquid	TILT, 0.00	Band n78		3750.000, 650000	6.24	2.95	38.8

Hardware Setup

Phantom	TSL, Measured Date	Probe, Calibration Date	DAE, Calibration Date
Twin-SAM V5.0 (30deg probe tilt) - 1899	HBBL-600-10000 Charge:xxxx, --	EX3DV4 - SN7895, 2024-10-28	DAE4ip Sn1872, 2024-10-18

Scan Setup

	Area Scan	Zoom Scan
Grid Extents [mm]	120.0 x 200.0	28.0 x 28.0 x 28.0
Grid Steps [mm]	10.0 x 10.0	5.0 x 5.0 x 1.4
Sensor Surface [mm]	3.0	1.4
Graded Grid	N/A	Yes
Grading Ratio	N/A	1.5
MAIA	Y	N/A
Surface Detection	VMS + 6p	VMS + 6p
Scan Method	Measured	Measured

Measurement Results

	Area Scan	Zoom Scan
Date	2025-06-11	2025-06-11
psSAR1g [W/kg]	0.473	0.518
psSAR10g [W/kg]	0.180	0.186
Power Drift [dB]	0.06	0.04
Power Scaling	Disabled	Disabled
Scaling Factor [dB]		
TSL Correction	No correction	No correction
M2/M1 [%]		71.7
Dist 3dB Peak [mm]		6.4

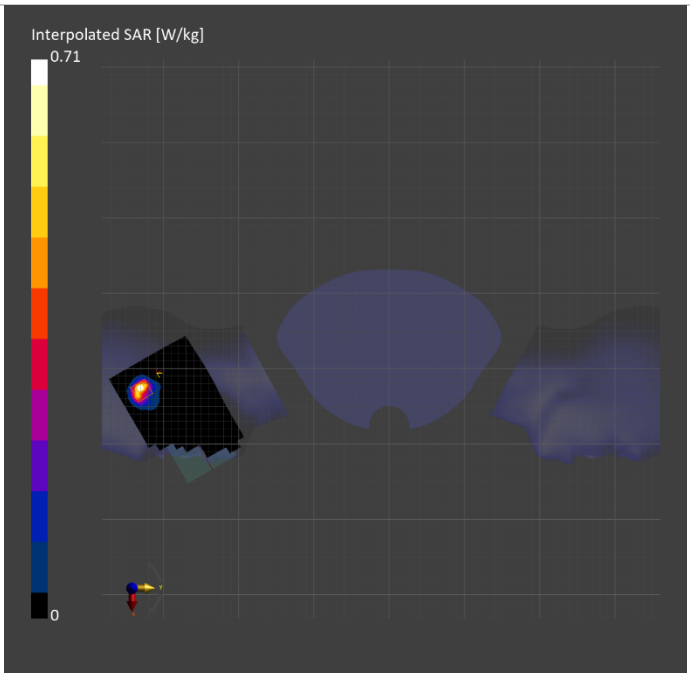

.

Measurement Report for Device, BACK, Band n78, Channel 650000 (3750.000MHz)

Device under Test Properties

Model, Manufacturer	Dimensions [mm]	IMEI	DUT Type
Device,			Phone

Exposure Conditions

Phantom Section, TSL	Position, Test Distance [mm]	Band	Group, UID	Frequency [MHz], Channel Number	Conversion Factor	TSL Conductivity [S/m]	TSL Permittivity
Flat, Head Simulating Liquid	BACK, 10.00	Band n78		3750.000, 650000	6.24	2.95	38.8

Hardware Setup

Phantom	TSL, Measured Date	Probe, Calibration Date	DAE, Calibration Date
Twin-SAM V5.0 (30deg probe tilt) - 1899	HBBL-600-10000 Charge:xxxx, --	EX3DV4 - SN7895, 2024-10-28	DAE4ip Sn1872, 2024-10-18

Scan Setup

	Area Scan	Zoom Scan
Grid Extents [mm]	120.0 x 200.0	28.0 x 28.0 x 28.0
Grid Steps [mm]	10.0 x 10.0	5.0 x 5.0 x 1.4
Sensor Surface [mm]	3.0	1.4
Graded Grid	N/A	Yes
Grading Ratio	N/A	1.5
MAIA	Y	Y
Surface Detection	VMS + 6p	VMS + 6p
Scan Method	Measured	Measured

Measurement Results

	Area Scan	Zoom Scan
Date	2025-06-11	2025-06-11
psSAR1g [W/kg]	0.104	0.112
psSAR10g [W/kg]	0.048	0.050
Power Drift [dB]	-0.08	-0.10
Power Scaling	Disabled	Disabled
Scaling Factor [dB]		
TSL Correction	No correction	No correction
M2/M1 [%]		74.6
Dist 3dB Peak [mm]		10.3

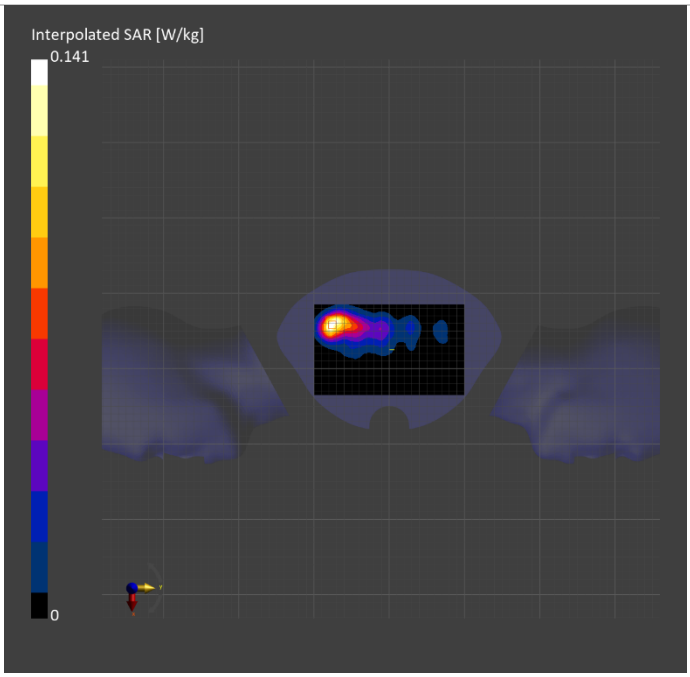

.

Measurement Report for Device, CHEEK, WLAN 2.4GHz, Channel 1 (2412.000MHz)

Device under Test Properties

Model, Manufacturer	Dimensions [mm]	IMEI	DUT Type
Device,			Phone

Exposure Conditions

Phantom Section, TSL	Position, Test Distance [mm]	Band	Group, UID	Frequency [MHz], Channel Number	Conversion Factor	TSL Conductivity [S/m]	TSL Permittivity
RightHead, Head Simulating Liquid	CHEEK, 0.00	WLAN 2.4GHz		2412.000, 1	6.88	1.81	41.0

Hardware Setup

Phantom	TSL, Measured Date	Probe, Calibration Date	DAE, Calibration Date
Twin-SAM V5.0 (30deg probe tilt) - 1899	HBBL-600-10000 Charge:xxxx, --	EX3DV4 - SN7895, 2024-10-28	DAE4ip Sn1872, 2024-10-18

Scan Setup

	Area Scan	Zoom Scan
Grid Extents [mm]	120.0 x 200.0	30.0 x 30.0 x 30.0
Grid Steps [mm]	10.0 x 10.0	5.0 x 5.0 x 1.5
Sensor Surface [mm]	3.0	1.4
Graded Grid	N/A	Yes
Grading Ratio	N/A	1.5
MAIA	N/A	N/A
Surface Detection	VMS + 6p	VMS + 6p
Scan Method	Measured	Measured

Measurement Results

	Area Scan	Zoom Scan
Date	2025-06-02	2025-06-02
psSAR1g [W/kg]	0.376	0.401
psSAR10g [W/kg]	0.151	0.152
Power Drift [dB]	-0.01	0.02
Power Scaling	Disabled	Disabled
Scaling Factor [dB]		
TSL Correction	No correction	No correction
M2/M1 [%]		78.0
Dist 3dB Peak [mm]		5.9

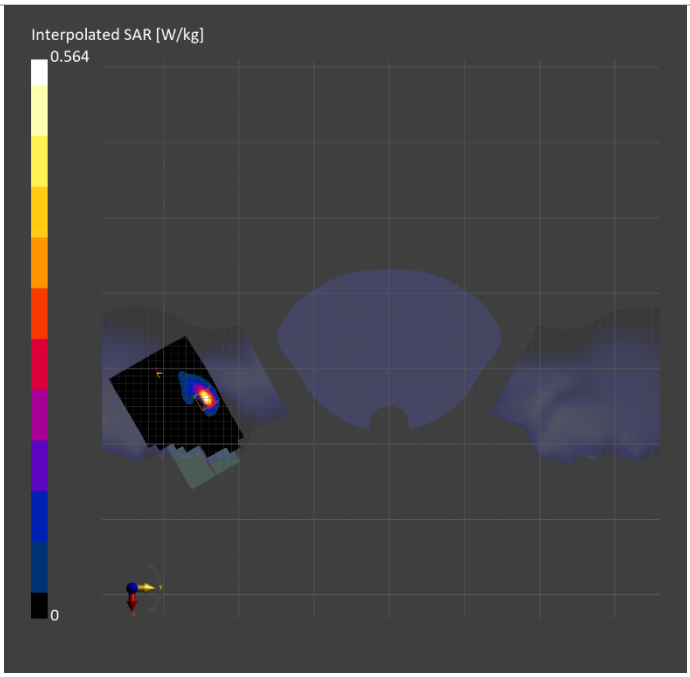

.

Measurement Report for Device, BACK, WLAN 2.4GHz, Channel 1 (2412.000MHz)

Device under Test Properties

Model, Manufacturer	Dimensions [mm]	IMEI	DUT Type
Device,			Phone

Exposure Conditions

Phantom Section, TSL	Position, Test Distance [mm]	Band	Group, UID	Frequency [MHz], Channel Number	Conversion Factor	TSL Conductivity [S/m]	TSL Permittivity
Flat, Head Simulating Liquid	BACK, 10.00	WLAN 2.4GHz		2412.000, 1	6.88	1.81	41.0

Hardware Setup

Phantom	TSL, Measured Date	Probe, Calibration Date	DAE, Calibration Date
Twin-SAM V5.0 (30deg probe tilt) - 1899	HBBL-600-10000 Charge:xxxx, --	EX3DV4 - SN7895, 2024-10-28	DAE4ip Sn1872, 2024-10-18

Scan Setup

	Area Scan	Zoom Scan
Grid Extents [mm]	120.0 x 200.0	30.0 x 30.0 x 30.0
Grid Steps [mm]	10.0 x 10.0	5.0 x 5.0 x 1.5
Sensor Surface [mm]	3.0	1.4
Graded Grid	N/A	Yes
Grading Ratio	N/A	1.5
MAIA	Y	N/A
Surface Detection	VMS + 6p	VMS + 6p
Scan Method	Measured	Measured

Measurement Results

	Area Scan	Zoom Scan
Date	2025-06-03	2025-06-03
psSAR1g [W/kg]	0.220	0.226
psSAR10g [W/kg]	0.106	0.109
Power Drift [dB]	-0.06	-0.01
Power Scaling	Disabled	Disabled
Scaling Factor [dB]		
TSL Correction	No correction	No correction
M2/M1 [%]		79.2
Dist 3dB Peak [mm]		9.0

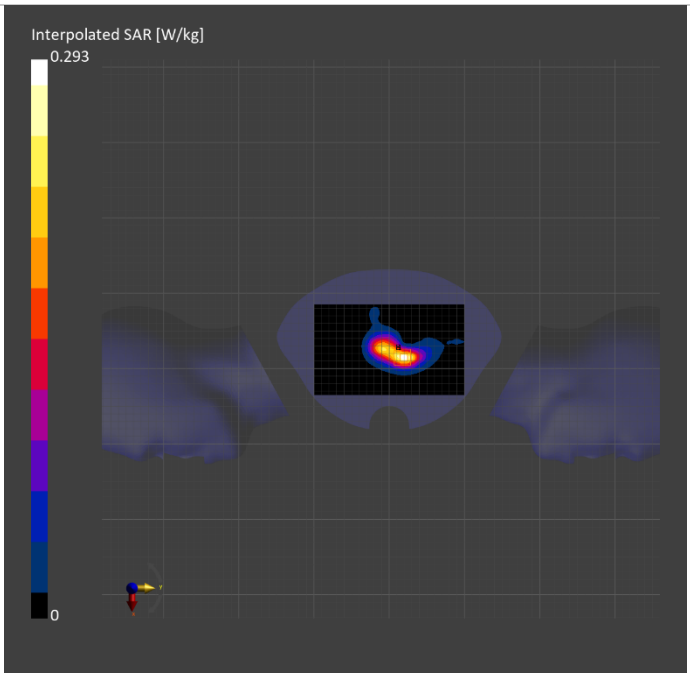

.

Measurement Report for Device, CHEEK, WLAN 5GHz, Channel 48 (5240.000MHz)

Device under Test Properties

Model, Manufacturer	Dimensions [mm]	IMEI	DUT Type
Device,			Phone

Exposure Conditions

Phantom Section, TSL	Position, Test Distance [mm]	Band	Group, UID	Frequency [MHz], Channel Number	Conversion Factor	TSL Conductivity [S/m]	TSL Permittivity
RightHead, Head Simulating Liquid	CHEEK, 0.00	WLAN 5GHz		5240.000, 48	5.34	4.51	36.4

Hardware Setup

Phantom	TSL, Measured Date	Probe, Calibration Date	DAE, Calibration Date
Twin-SAM V5.0 (30deg probe tilt) - 1899	HBBL-600-10000 Charge:xxxx, --	EX3DV4 - SN7895, 2024-10-28	DAE4ip Sn1872, 2024-10-18

Scan Setup

	Area Scan	Zoom Scan
Grid Extents [mm]	120.0 x 200.0	22.0 x 22.0 x 22.0
Grid Steps [mm]	10.0 x 10.0	4.0 x 4.0 x 1.4
Sensor Surface [mm]	3.0	1.4
Graded Grid	N/A	Yes
Grading Ratio	N/A	1.4
MAIA	Y	Y
Surface Detection	VMS + 6p	VMS + 6p
Scan Method	Measured	Measured

Measurement Results

	Area Scan	Zoom Scan
Date	2025-06-15	2025-06-15
psSAR1g [W/kg]	0.317	0.357
psSAR10g [W/kg]	0.109	0.116
Power Drift [dB]	0.21	0.19
Power Scaling	Disabled	Disabled
Scaling Factor [dB]		
TSL Correction	No correction	No correction
M2/M1 [%]		66.5
Dist 3dB Peak [mm]		5.1

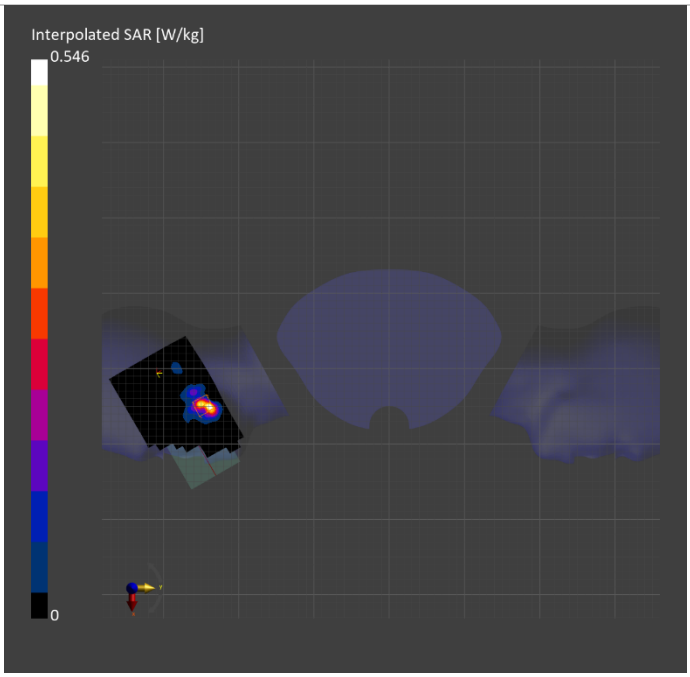

.

Measurement Report for Device, BACK, WLAN 5GHz, Channel 48 (5240.000MHz)

Device under Test Properties

Model, Manufacturer	Dimensions [mm]	IMEI	DUT Type
Device,			Phone

Exposure Conditions

Phantom Section, TSL	Position, Test Distance [mm]	Band	Group, UID	Frequency [MHz], Channel Number	Conversion Factor	TSL Conductivity [S/m]	TSL Permittivity
Flat, Head Simulating Liquid	BACK, 10.00	WLAN 5GHz		5240.000, 48	5.34	4.51	36.4

Hardware Setup

Phantom	TSL, Measured Date	Probe, Calibration Date	DAE, Calibration Date
Twin-SAM V5.0 (30deg probe tilt) - 1899	HBBL-600-10000 Charge:xxxx, --	EX3DV4 - SN7895, 2024-10-28	DAE4ip Sn1872, 2024-10-18

Scan Setup

	Area Scan	Zoom Scan
Grid Extents [mm]	120.0 x 200.0	22.0 x 22.0 x 22.0
Grid Steps [mm]	10.0 x 10.0	4.0 x 4.0 x 1.4
Sensor Surface [mm]	3.0	1.4
Graded Grid	N/A	Yes
Grading Ratio	N/A	1.4
MAIA	Y	Y
Surface Detection	VMS + 6p	VMS + 6p
Scan Method	Measured	Measured

Measurement Results

	Area Scan	Zoom Scan
Date	2025-06-15	2025-06-15
psSAR1g [W/kg]	0.217	0.232
psSAR10g [W/kg]	0.086	0.088
Power Drift [dB]	-0.04	-0.06
Power Scaling	Disabled	Disabled
Scaling Factor [dB]		
TSL Correction	No correction	No correction
M2/M1 [%]		62.3
Dist 3dB Peak [mm]		8.9

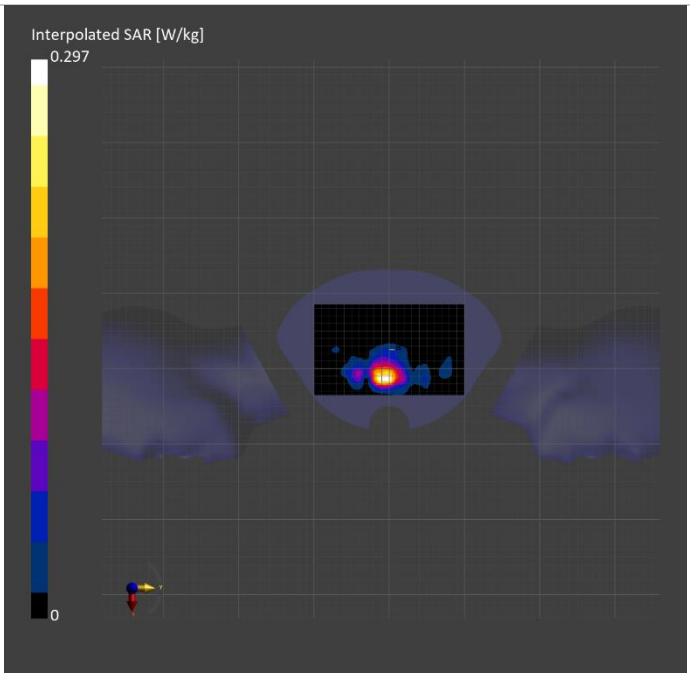

.

Measurement Report for Device, CHEEK, WLAN 5GHz, Channel 48 (5240.000MHz)

Device under Test Properties

Model, Manufacturer	Dimensions [mm]	IMEI	DUT Type
Device,			Phone

Exposure Conditions

Phantom Section, TSL	Position, Test Distance [mm]	Band	Group, UID	Frequency [MHz], Channel Number	Conversion Factor	TSL Conductivity [S/m]	TSL Permittivity
RightHead, Head Simulating Liquid	CHEEK, 0.00	WLAN 5GHz		5240.000, 48	5.34	4.51	36.4

Hardware Setup

Phantom	TSL, Measured Date	Probe, Calibration Date	DAE, Calibration Date
Twin-SAM V5.0 (30deg probe tilt) - 1899	HBBL-600-10000 Charge:xxxx, --	EX3DV4 - SN7895, 2024-10-28	DAE4ip Sn1872, 2024-10-18

Scan Setup

	Area Scan	Zoom Scan
Grid Extents [mm]	120.0 x 200.0	22.0 x 22.0 x 22.0
Grid Steps [mm]	10.0 x 10.0	4.0 x 4.0 x 1.4
Sensor Surface [mm]	3.0	1.4
Graded Grid	N/A	Yes
Grading Ratio	N/A	1.4
MAIA	Y	Y
Surface Detection	VMS + 6p	VMS + 6p
Scan Method	Measured	Measured

Measurement Results

	Area Scan	Zoom Scan
Date	2025-06-15	2025-06-15
psSAR1g [W/kg]	0.317	0.357
psSAR10g [W/kg]	0.109	0.116
Power Drift [dB]	0.21	0.19
Power Scaling	Disabled	Disabled
Scaling Factor [dB]		
TSL Correction	No correction	No correction
M2/M1 [%]		66.5
Dist 3dB Peak [mm]		5.1

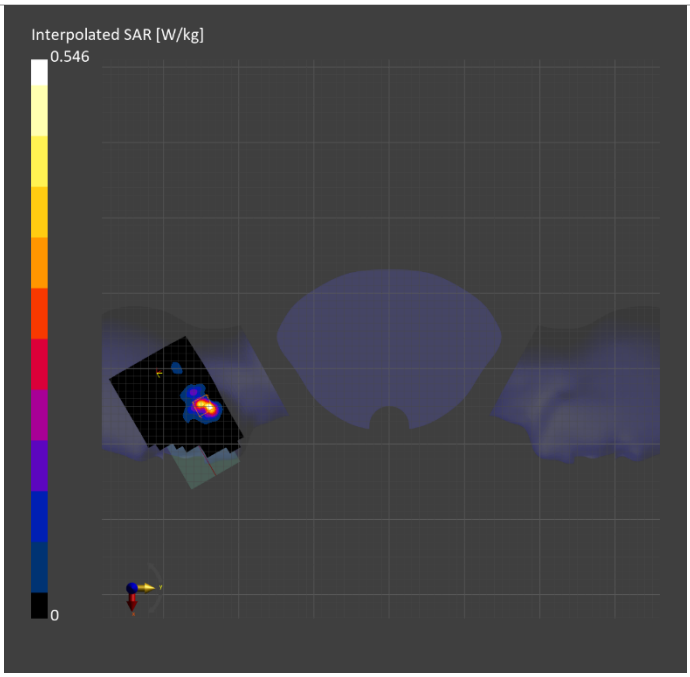

.

Measurement Report for Device, BACK, WLAN 5GHz, Channel 52 (5260.000MHz)

Device under Test Properties

Model, Manufacturer	Dimensions [mm]	IMEI	DUT Type
Device,			Phone

Exposure Conditions

Phantom Section, TSL	Position, Test Distance [mm]	Band	Group, UID	Frequency [MHz], Channel Number	Conversion Factor	TSL Conductivity [S/m]	TSL Permittivity
Flat, Head Simulating Liquid	BACK, 10.00	WLAN 5GHz		5260.000, 52	5.28	4.68	36.1

Hardware Setup

Phantom	TSL, Measured Date	Probe, Calibration Date	DAE, Calibration Date
Twin-SAM V5.0 (30deg probe tilt) - 1899	HBBL-600-10000 Charge:xxxx, --	EX3DV4 - SN7895, 2024-10-28	DAE4ip Sn1872, 2024-10-18

Scan Setup

	Area Scan	Zoom Scan
Grid Extents [mm]	120.0 x 200.0	22.0 x 22.0 x 22.0
Grid Steps [mm]	10.0 x 10.0	4.0 x 4.0 x 1.4
Sensor Surface [mm]	3.0	1.4
Graded Grid	N/A	Yes
Grading Ratio	N/A	1.4
MAIA	Y	Y
Surface Detection	VMS + 6p	VMS + 6p
Scan Method	Measured	Measured

Measurement Results

	Area Scan	Zoom Scan
Date	2025-06-15	2025-06-15
psSAR1g [W/kg]	0.230	0.242
psSAR10g [W/kg]	0.089	0.092
Power Drift [dB]	-0.07	-0.15
Power Scaling	Disabled	Disabled
Scaling Factor [dB]		
TSL Correction	No correction	No correction
M2/M1 [%]		64.7
Dist 3dB Peak [mm]		8.4

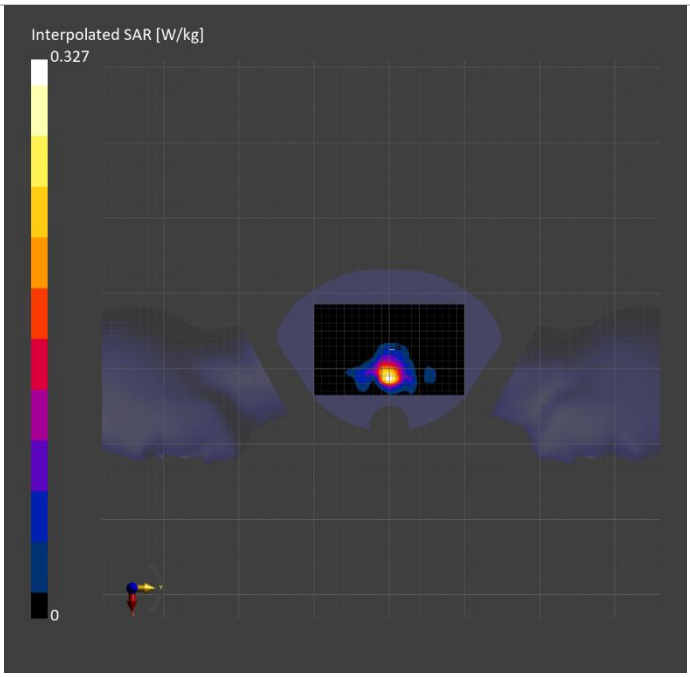

.

Measurement Report for Device, CHEEK, WLAN 5GHz, Channel 52 (5260.000MHz)

Device under Test Properties

Model, Manufacturer	Dimensions [mm]	IMEI	DUT Type
Device,			Phone

Exposure Conditions

Phantom Section, TSL	Position, Test Distance [mm]	Band	Group, UID	Frequency [MHz], Channel Number	Conversion Factor	TSL Conductivity [S/m]	TSL Permittivity
RightHead, Head Simulating Liquid	CHEEK, 0.00	WLAN 5GHz		5260.000, 52	5.28	4.68	36.1

Hardware Setup

Phantom	TSL, Measured Date	Probe, Calibration Date	DAE, Calibration Date
Twin-SAM V5.0 (30deg probe tilt) - 1899	HBBL-600-10000 Charge:xxxx, --	EX3DV4 - SN7895, 2024-10-28	DAE4ip Sn1872, 2024-10-18

Scan Setup

	Area Scan	Zoom Scan
Grid Extents [mm]	120.0 x 200.0	22.0 x 22.0 x 22.0
Grid Steps [mm]	10.0 x 10.0	4.0 x 4.0 x 1.4
Sensor Surface [mm]	3.0	1.4
Graded Grid	N/A	Yes
Grading Ratio	N/A	1.4
MAIA	Y	Y
Surface Detection	VMS + 6p	VMS + 6p
Scan Method	Measured	Measured

Measurement Results

	Area Scan	Zoom Scan
Date	2025-06-15	2025-06-15
psSAR1g [W/kg]	0.279	0.315
psSAR10g [W/kg]	0.096	0.100
Power Drift [dB]	0.36	0.08
Power Scaling	Disabled	Disabled
Scaling Factor [dB]		
TSL Correction	No correction	No correction
M2/M1 [%]		65.9
Dist 3dB Peak [mm]		4.7

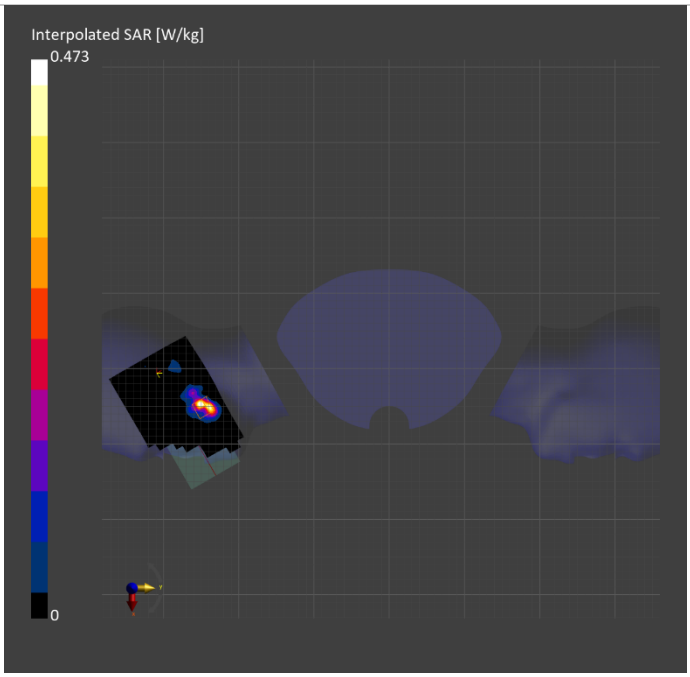

.

Measurement Report for Device, BACK, WLAN 5GHz, Channel 52 (5260.000MHz)

Device under Test Properties

Model, Manufacturer	Dimensions [mm]	IMEI	DUT Type
Device,			Phone

Exposure Conditions

Phantom Section, TSL	Position, Test Distance [mm]	Band	Group, UID	Frequency [MHz], Channel Number	Conversion Factor	TSL Conductivity [S/m]	TSL Permittivity
Flat, Head Simulating Liquid	BACK, 10.00	WLAN 5GHz		5260.000, 52	5.28	4.68	36.1

Hardware Setup

Phantom	TSL, Measured Date	Probe, Calibration Date	DAE, Calibration Date
Twin-SAM V5.0 (30deg probe tilt) - 1899	HBBL-600-10000 Charge:xxxx, --	EX3DV4 - SN7895, 2024-10-28	DAE4ip Sn1872, 2024-10-18

Scan Setup

	Area Scan	Zoom Scan
Grid Extents [mm]	120.0 x 200.0	22.0 x 22.0 x 22.0
Grid Steps [mm]	10.0 x 10.0	4.0 x 4.0 x 1.4
Sensor Surface [mm]	3.0	1.4
Graded Grid	N/A	Yes
Grading Ratio	N/A	1.4
MAIA	Y	Y
Surface Detection	VMS + 6p	VMS + 6p
Scan Method	Measured	Measured

Measurement Results

	Area Scan	Zoom Scan
Date	2025-06-15	2025-06-15
psSAR1g [W/kg]	0.230	0.242
psSAR10g [W/kg]	0.089	0.092
Power Drift [dB]	-0.07	-0.15
Power Scaling	Disabled	Disabled
Scaling Factor [dB]		
TSL Correction	No correction	No correction
M2/M1 [%]		64.7
Dist 3dB Peak [mm]		8.4

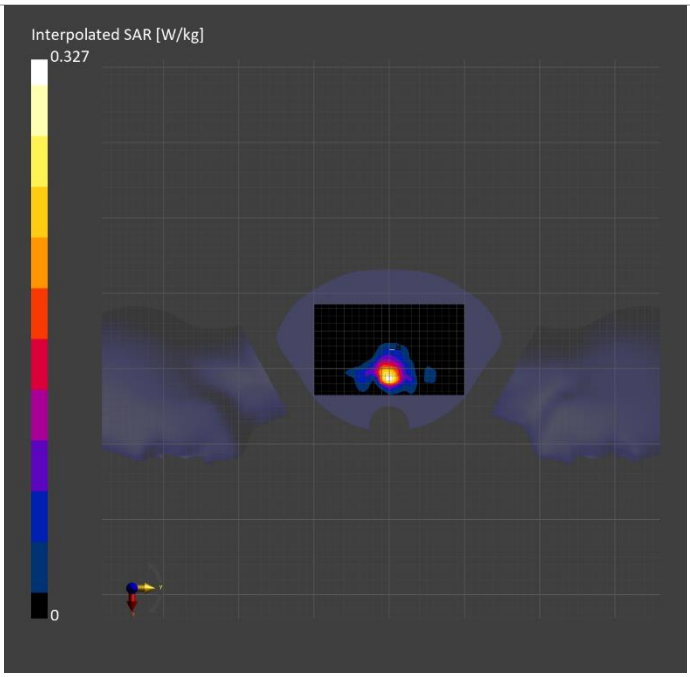

.

Measurement Report for Device, CHEEK, WLAN 5GHz, Channel 140 (5700.000MHz)

Device under Test Properties

Model, Manufacturer	Dimensions [mm]	IMEI	DUT Type
Device,			Phone

Exposure Conditions

Phantom Section, TSL	Position, Test Distance [mm]	Band	Group, UID	Frequency [MHz], Channel Number	Conversion Factor	TSL Conductivity [S/m]	TSL Permittivity
RightHead, Head Simulating Liquid	CHEEK, 0.00	WLAN 5GHz		5700.000, 140	4.87	5.11	35.4

Hardware Setup

Phantom	TSL, Measured Date	Probe, Calibration Date	DAE, Calibration Date
Twin-SAM V5.0 (30deg probe tilt) - 1899	HBBL-600-10000 Charge:xxxx, --	EX3DV4 - SN7895, 2024-10-28	DAE4ip Sn1872, 2024-10-18

Scan Setup

	Area Scan	Zoom Scan
Grid Extents [mm]	120.0 x 200.0	22.0 x 22.0 x 22.0
Grid Steps [mm]	10.0 x 10.0	4.0 x 4.0 x 1.4
Sensor Surface [mm]	3.0	1.4
Graded Grid	N/A	Yes
Grading Ratio	N/A	1.4
MAIA	Y	Y
Surface Detection	VMS + 6p	VMS + 6p
Scan Method	Measured	Measured

Measurement Results

	Area Scan	Zoom Scan
Date	2025-06-17	2025-06-17
psSAR1g [W/kg]	0.277	0.262
psSAR10g [W/kg]	0.081	0.075
Power Drift [dB]	1.48	0.75
Power Scaling	Disabled	Disabled
Scaling Factor [dB]		
TSL Correction	No correction	No correction
M2/M1 [%]		60.3
Dist 3dB Peak [mm]		3.6

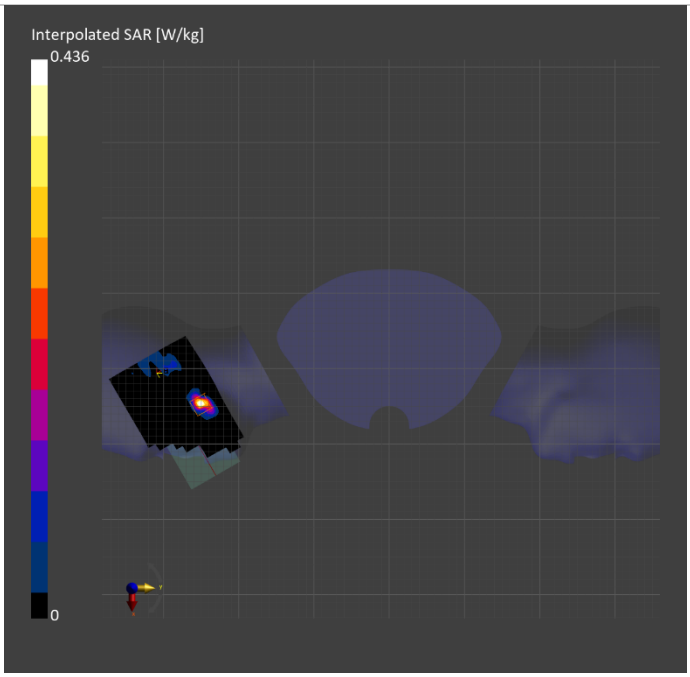

.

Measurement Report for Device, BACK, WLAN 5GHz, Channel 140 (5700.000MHz)

Device under Test Properties

Model, Manufacturer	Dimensions [mm]	IMEI	DUT Type
Device,			Phone

Exposure Conditions

Phantom Section, TSL	Position, Test Distance [mm]	Band	Group, UID	Frequency [MHz], Channel Number	Conversion Factor	TSL Conductivity [S/m]	TSL Permittivity
Flat, Head Simulating Liquid	BACK, 10.00	WLAN 5GHz		5700.000, 140	4.87	5.11	35.4

Hardware Setup

Phantom	TSL, Measured Date	Probe, Calibration Date	DAE, Calibration Date
Twin-SAM V5.0 (30deg probe tilt) - 1899	HBBL-600-10000 Charge:xxxx, --	EX3DV4 - SN7895, 2024-10-28	DAE4ip Sn1872, 2024-10-18

Scan Setup

	Area Scan	Zoom Scan
Grid Extents [mm]	120.0 x 200.0	22.0 x 22.0 x 22.0
Grid Steps [mm]	10.0 x 10.0	4.0 x 4.0 x 1.4
Sensor Surface [mm]	3.0	1.4
Graded Grid	N/A	Yes
Grading Ratio	N/A	1.4
MAIA	Y	Y
Surface Detection	VMS + 6p	VMS + 6p
Scan Method	Measured	Measured

Measurement Results
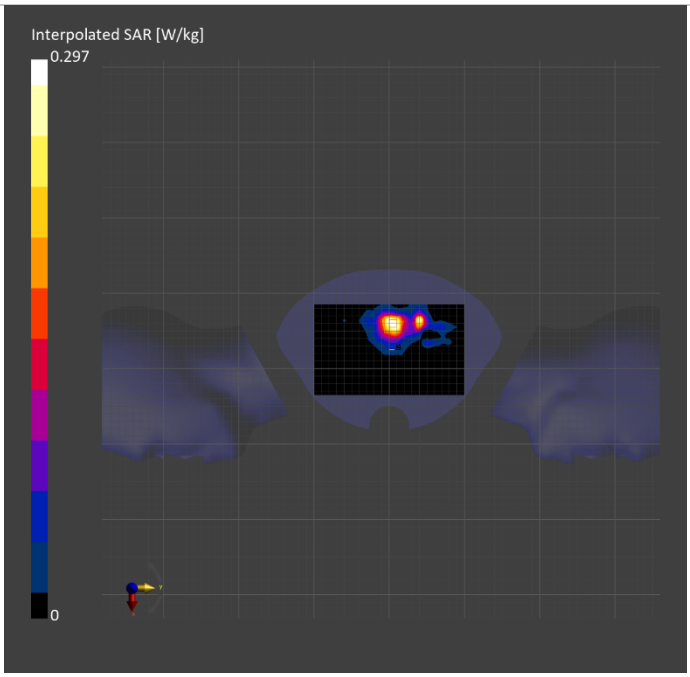
	Area Scan	Zoom Scan
Date	2025-06-17	2025-06-17
psSAR1g [W/kg]	0.226	0.245
psSAR10g [W/kg]	0.090	0.099
Power Drift [dB]	-0.24	-0.32
Power Scaling	Disabled	Disabled
Scaling Factor [dB]		
TSL Correction	No correction	No correction
M2/M1 [%]		58.2
Dist 3dB Peak [mm]		9.7