n66 SCS=15kHz DFT_QAM64 BW=10MHz Channel=349000 RB=50@0

n66 SCS=15kHz DFT_QAM64 BW=15MHz Channel=349000 RB=75@0

n66 SCS=15kHz DFT_QAM64 BW=20MHz Channel=349000 RB=100@0

n66 SCS=15kHz DFT_QAM64 BW=40MHz Channel=349000 RB=216@0

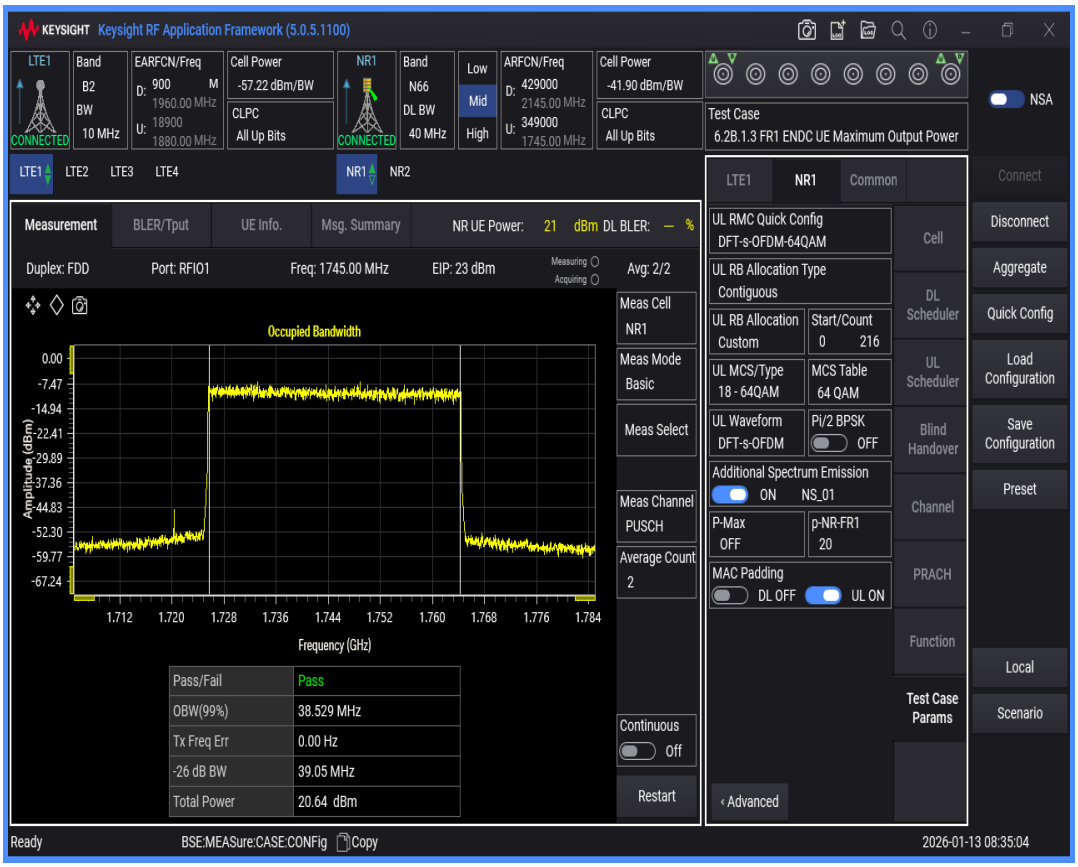

n66 SCS=15kHz DFT_QAM64 BW=5MHz Channel=349000 RB=25@0

n66 SCS=15kHz DFT_QPSK BW=10MHz Channel=349000 RB=50@0

n66 SCS=15kHz DFT_QPSK BW=15MHz Channel=349000 RB=75@0

n66 SCS=15kHz DFT_QPSK BW=20MHz Channel=349000 RB=100@0

n66 SCS=15kHz DFT_QPSK BW=40MHz Channel=349000 RB=216@0

n66 SCS=15kHz DFT_QPSK BW=5MHz Channel=349000 RB=25@0

KEYSIGHT Keysight RF Application Framework (5.0.5.1100)
LTE1 CONNECTED
Band B2 BW 10 MHz
EARFCN/Freq D: 900 M 1960.00 MHz U: 18900 1880.00 MHz
Cell Power -57.22 dBm/BW
CLPC All Up Bits
NR1 CONNECTED
Band N66 DL BW 5 MHz
Low Mid High
ARFCN/Freq D: 429000 2145.00 MHz U: 349000 1745.00 MHz
Cell Power -48.18 dBm/BW
CLPC All Up Bits
Test Case 6.2B.1.3 FR1 ENDC UE Maximum Output Power
NSA
LTE1 LTE2 LTE3 LTE4
NR1 NR2
Measurement BLER/Tput UE Info. Msg. Summary
NR UE Power: 21 dBm DL BLER: — %
Duplex: FDD Port: RFI01 Freq: 1745.00 MHz EIP: 23 dBm
Measuring Acquiring
Avg: 2/2
Occupied Bandwidth
Amplitude (dBm)
7.90 0.00 -7.90 -15.80 -23.70 -31.59 -39.49 -47.39 -55.29 -63.19
1.740 1.741 1.742 1.743 1.744 1.745 1.746 1.747 1.748 1.749
Frequency (GHz)
Pass/Fail Pass
OBW(99%) 4.480 MHz
Tx Freq Err 0.00 Hz
-26 dB BW 4.64 MHz
Total Power 20.66 dBm
Meas Cell NR1
Meas Mode Basic
Meas Select
Meas Channel PUSCH
Average Count 2
Continuous Off
Restart
LTE1 NR1 Common
UL RMC Quick Config DFT-s-OFDM-QPSK
UL RB Allocation Type Contiguous
UL RB Allocation Custom
Start/Count 0 25
UL MCS/Type 2 - QPSK
MCS Table 64 QAM
UL Waveform DFT-s-OFDM
Pi/2 BPSK OFF
Additional Spectrum Emission ON NS_01
P-Max OFF
p-NR-FR1 20
MAC Padding DL OFF UL ON
Cell
DL Scheduler
UL Scheduler
Blind Handover
Channel
PRACH
Function
Test Case Params
‹ Advanced
Connect
Disconnect
Aggregate
Quick Config
Load Configuration
Save Configuration
Preset
Local
Scenario
Ready
BSE:MEASure:CASE:CONFig Copy
2026-01-13 08:33:00

5 Band edge for EN-DC

Band	SCS (kHz)	Bandwidth (MHz)	UL Channel	RB Allocation	Modulation	Spur Freq (MHz)	Spur Level (dBm)	Limit (dBm)	Verdict
n66	15	5	342500	25@0	CP_QPSK	1710.00	-44.96	-13	PASS
n66	15	5	342500	1@0	CP_QPSK	1710.00	-16.29	-13	PASS
n66	15	5	342500	1@24	CP_QPSK	1707.98	-49.23	-13	PASS
n66	15	5	355500	25@0	CP_QPSK	1780.00	-44.93	-13	PASS
n66	15	5	355500	1@0	CP_QPSK	1781.63	-50.04	-13	PASS
n66	15	5	355500	1@24	CP_QPSK	1780.00	-15.50	-13	PASS
n66	15	20	344000	106@0	CP_QPSK	1710.00	-46.07	-13	PASS
n66	15	20	344000	1@0	CP_QPSK	1710.00	-33.18	-13	PASS
n66	15	20	344000	1@105	CP_QPSK	1700.24	-50.09	-13	PASS
n66	15	20	354000	106@0	CP_QPSK	1780.72	-46.83	-13	PASS
n66	15	20	354000	1@0	CP_QPSK	1789.80	-50.40	-13	PASS
n66	15	20	354000	1@105	CP_QPSK	1780.00	-29.88	-13	PASS
n66	15	40	346000	216@0	CP_QPSK	1710.00	-37.86	-13	PASS
n66	15	40	346000	1@0	CP_QPSK	1710.00	-37.92	-13	PASS
n66	15	40	346000	1@215	CP_QPSK	1702.64	-50.96	-13	PASS
n66	15	40	352000	216@0	CP_QPSK	1780.00	-35.55	-13	PASS
n66	15	40	352000	1@0	CP_QPSK	1787.36	-50.75	-13	PASS
n66	15	40	352000	1@215	CP_QPSK	1780.00	-29.45	-13	PASS

n66 SCS=15kHz CP_QPSK BW=20MHz Channel=344000 RB=106@0

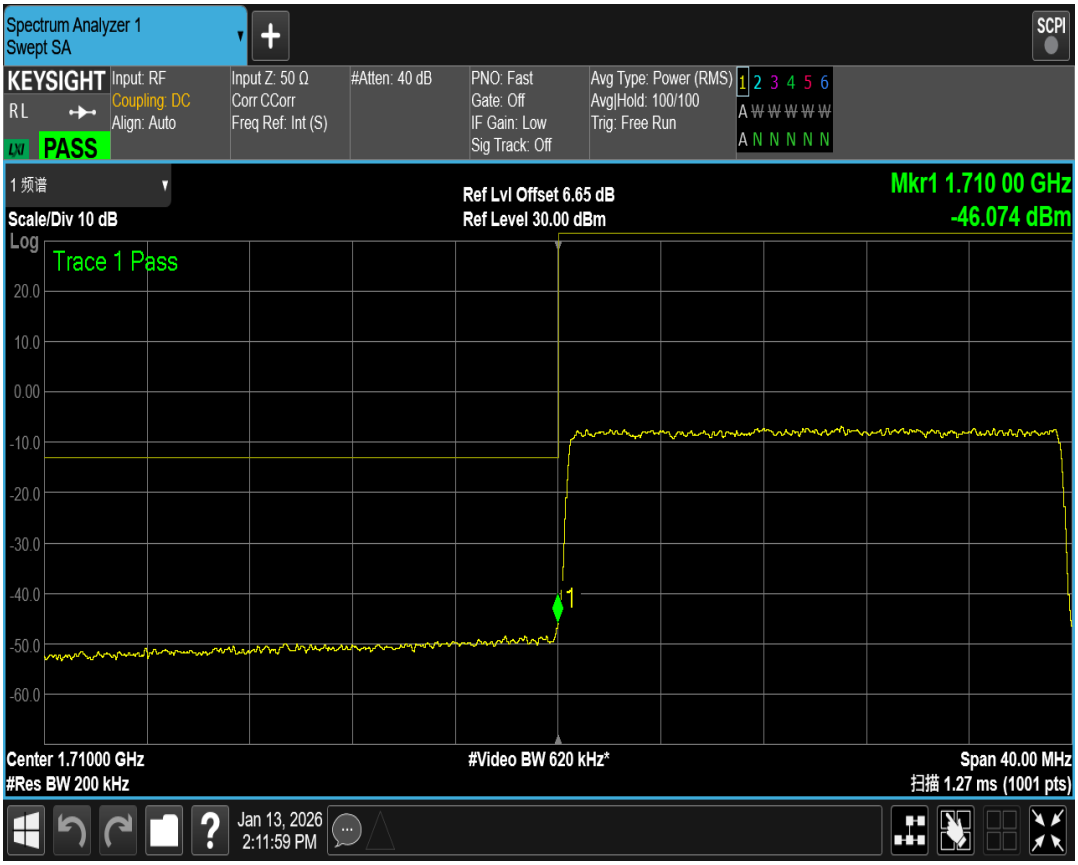

n66 SCS=15kHz CP_QPSK BW=20MHz Channel=344000 RB=1@0

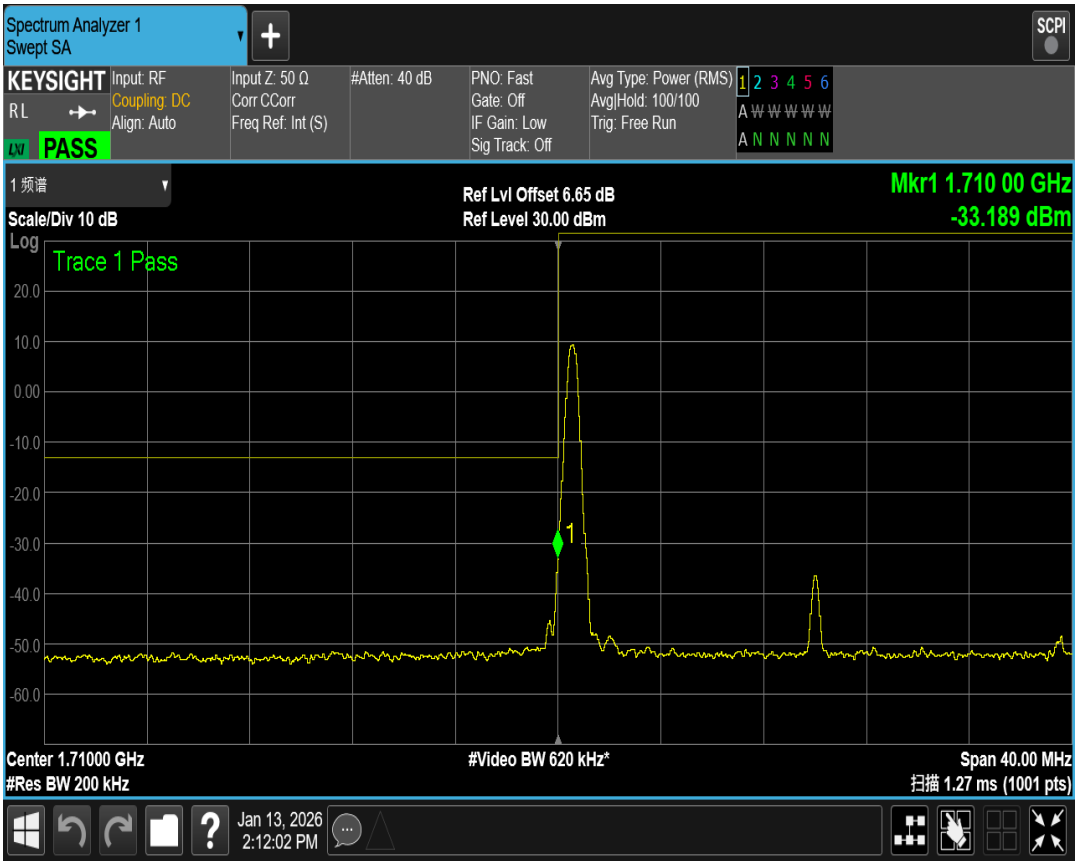

n66 SCS=15kHz CP_QPSK BW=20MHz Channel=344000 RB=1@105

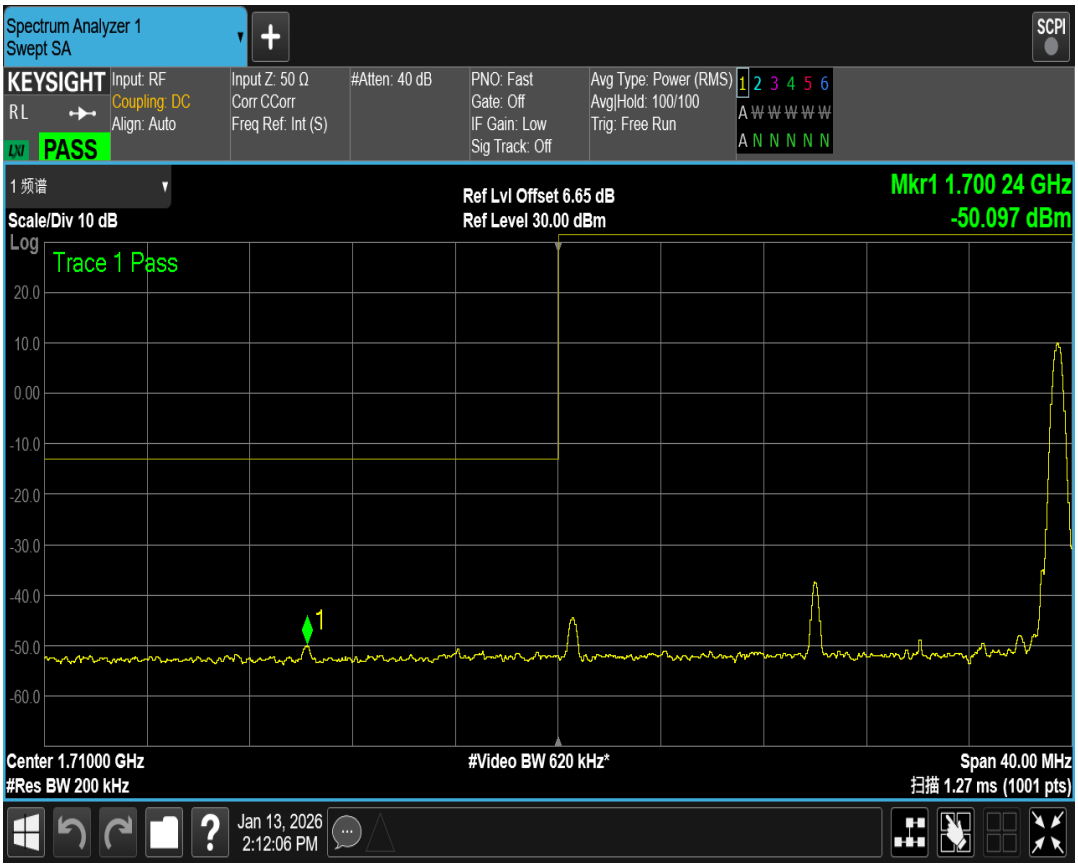

n66 SCS=15kHz CP_QPSK BW=20MHz Channel=354000 RB=106@0

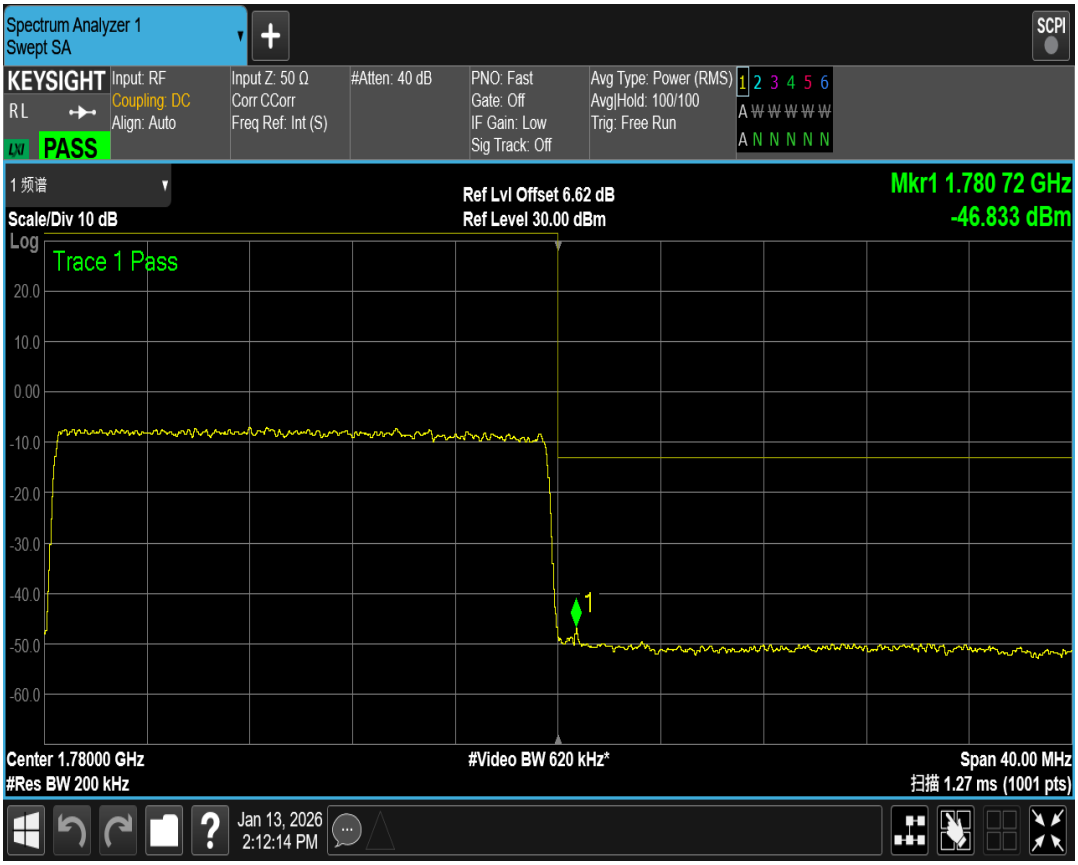

n66 SCS=15kHz CP_QPSK BW=20MHz Channel=354000 RB=1@0

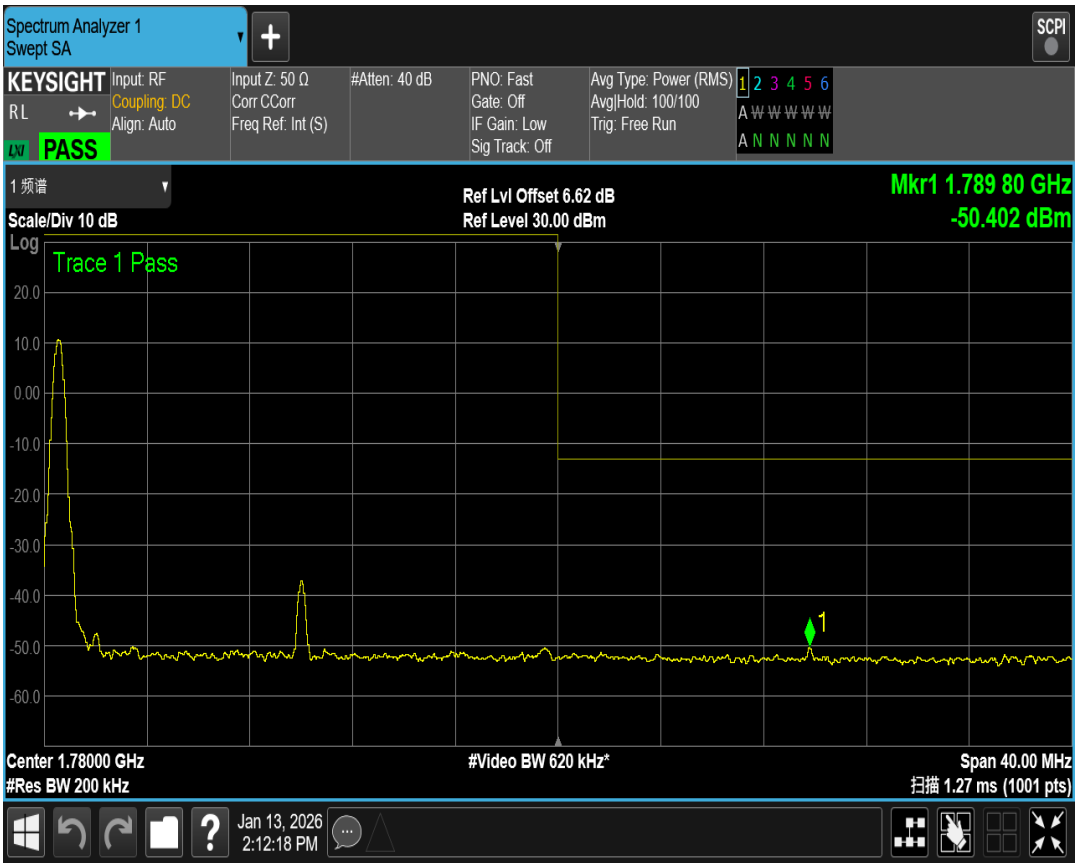

n66 SCS=15kHz CP_QPSK BW=20MHz Channel=354000 RB=1@105

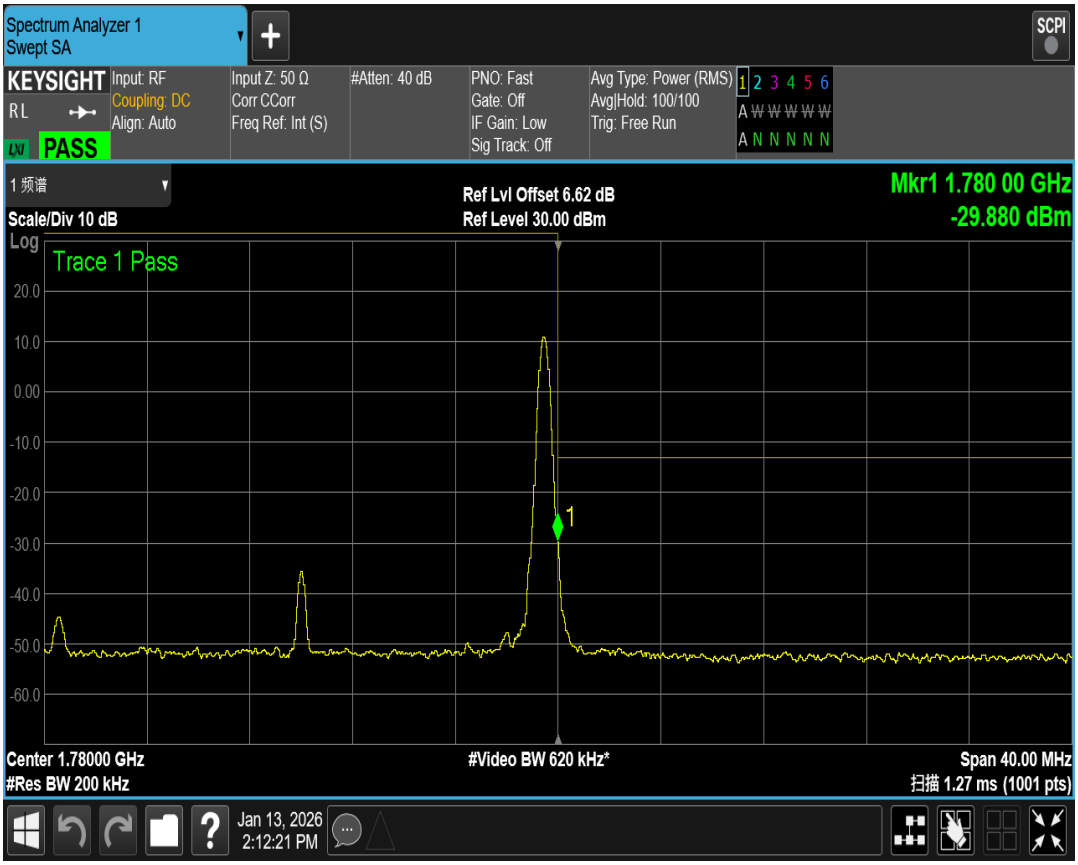

n66 SCS=15kHz CP_QPSK BW=40MHz Channel=346000 RB=1@0

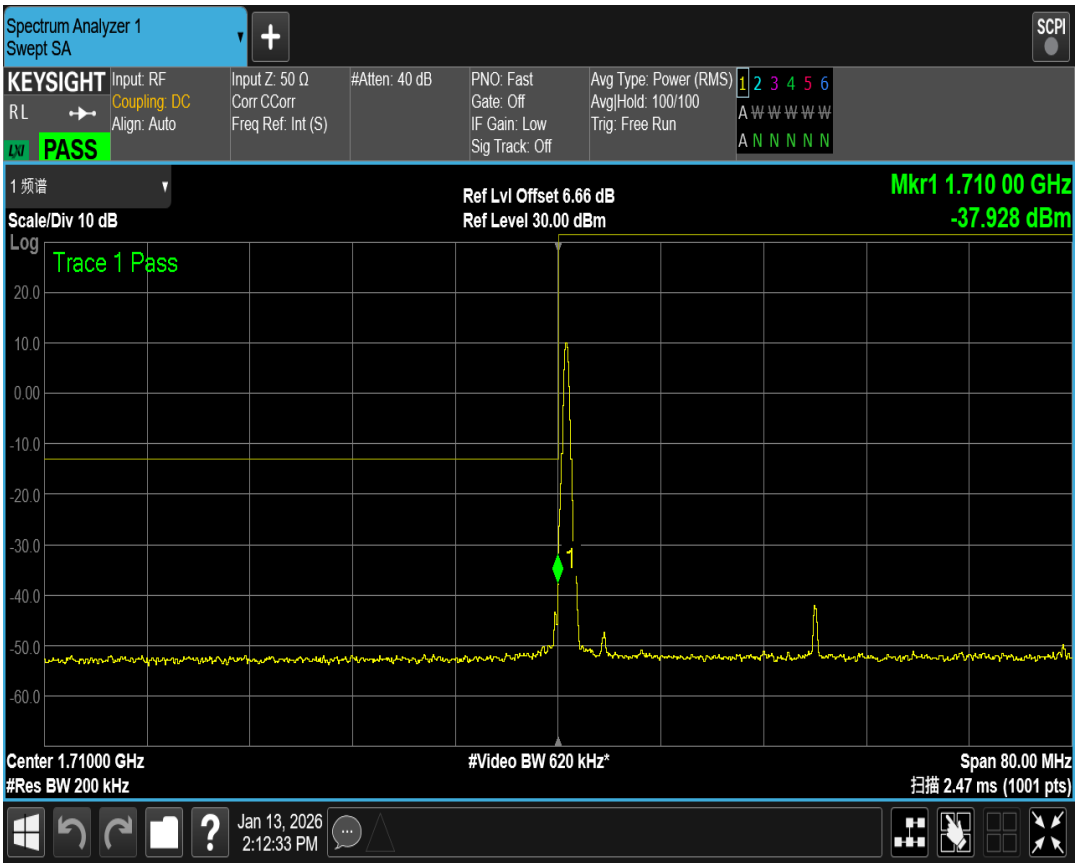

n66 SCS=15kHz CP_QPSK BW=40MHz Channel=346000 RB=1@215

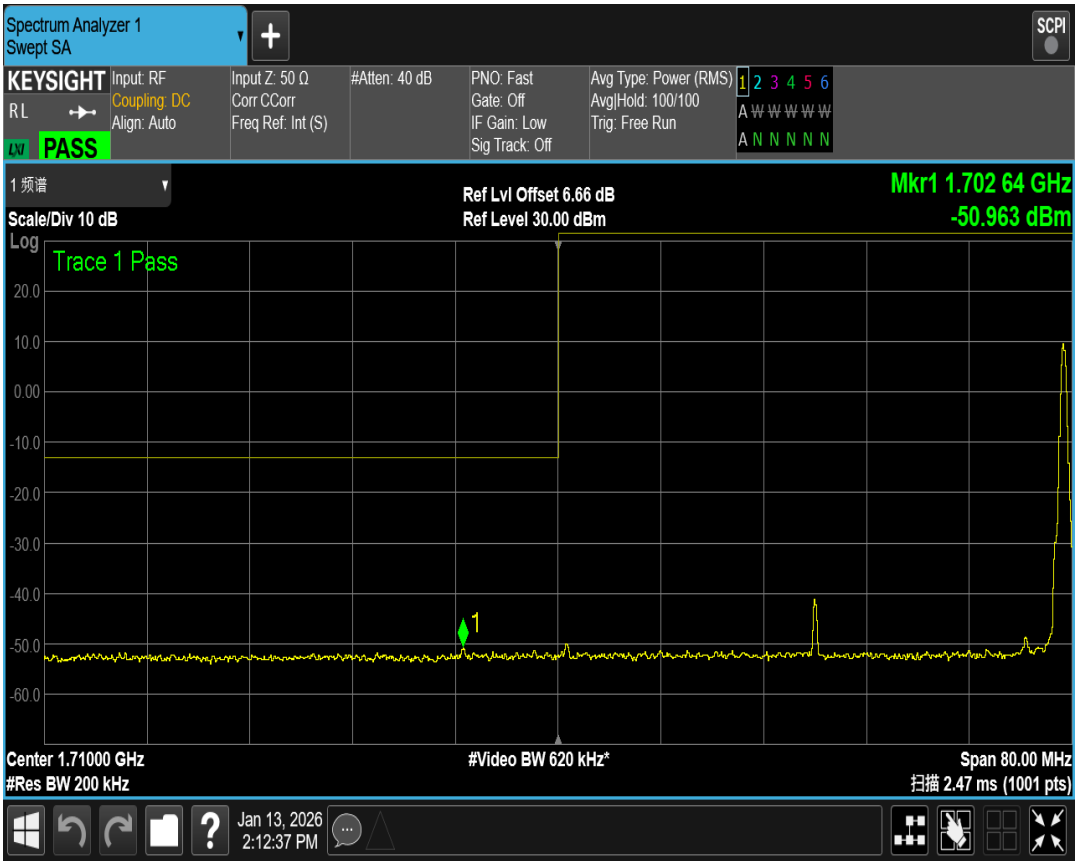
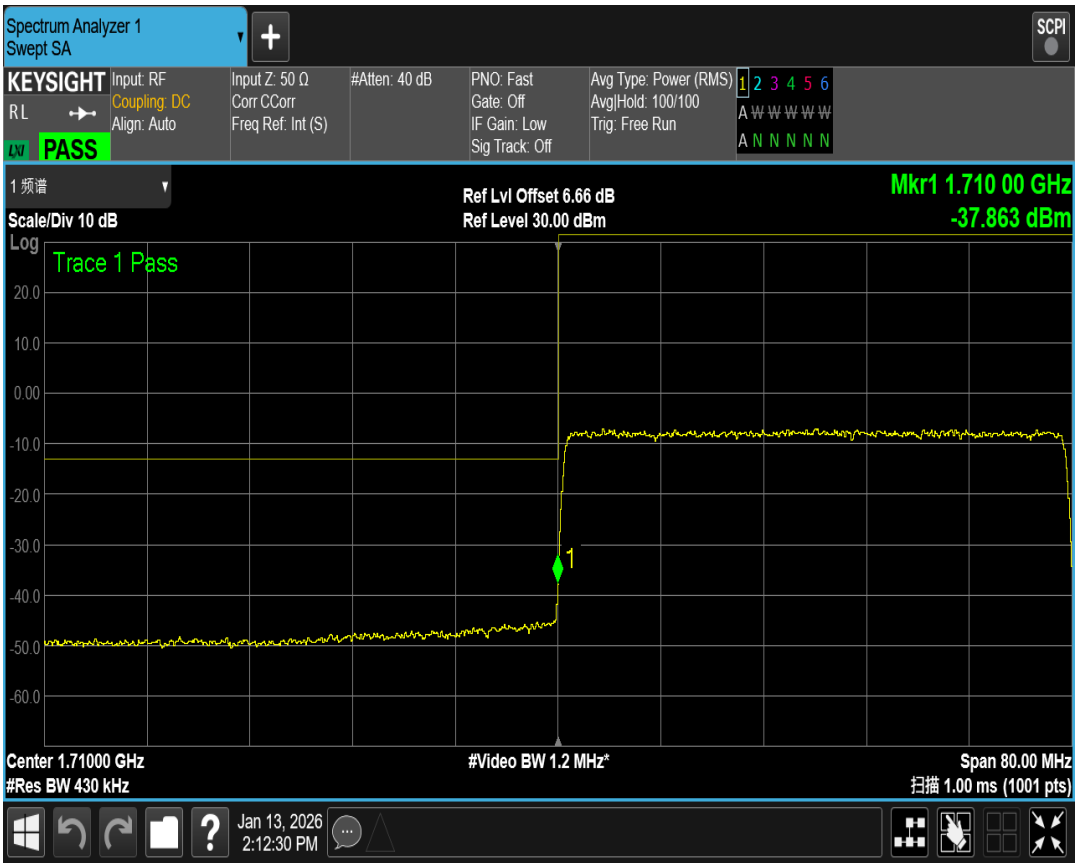
n66 SCS=15kHz CP_QPSK BW=40MHz Channel=346000 RB=216@0