System Check 750

Date: 2025/12/11
Communication System Band: D750 (750.0 MHz); Frequency: 750 MHz;Duty Cycle: 1:1
Medium parameters used: f = 750 MHz; σ = 0.882 S/m; ε_r = 42.829; ρ = 1000 kg/m^3
Phantom section: Flat Section

Ambient Temperature:22.4℃ Liquid Temperature:21.3℃

DASY5 Configuration:

- Probe: EX3DV4 - SN3748; ConvF(9.14, 9.14, 9.14); Calibrated: 2025/4/24
- Sensor-Surface: 1.4mm (Mechanical Surface Detection)
- Electronics: DAE4 Sn540; Calibrated: 2025/4/21
- Phantom: Twin-SAM Right V5.0 (20deg probe tilt); Type: QD 000 P40 CD; Serial: 1857
- Measurement SW: DASY52, Version 52.10 (4); SEMCAD X Version 14.6.14 (7501)

CW750/Area Scan (71x131x1): Interpolated grid: dx=1.500 mm, dy=1.500 mm
Maximum value of SAR (interpolated) = 1.11 W/kg

CW750/Zoom Scan (5x5x7)/Cube 0: Measurement grid: dx=8mm, dy=8mm, dz=5mm
Reference Value = 30.51 V/m; Power Drift = -0.02 dB
Peak SAR (extrapolated) = 1.34 W/kg
SAR(1 g) = 0.816 W/kg; SAR(10 g) = 0.536 W/kg
Smallest distance from peaks to all points 3 dB below = 16.7 mm
Ratio of SAR at M2 to SAR at M1 = 61.6%
Maximum value of SAR (measured) = 1.13 W/kg

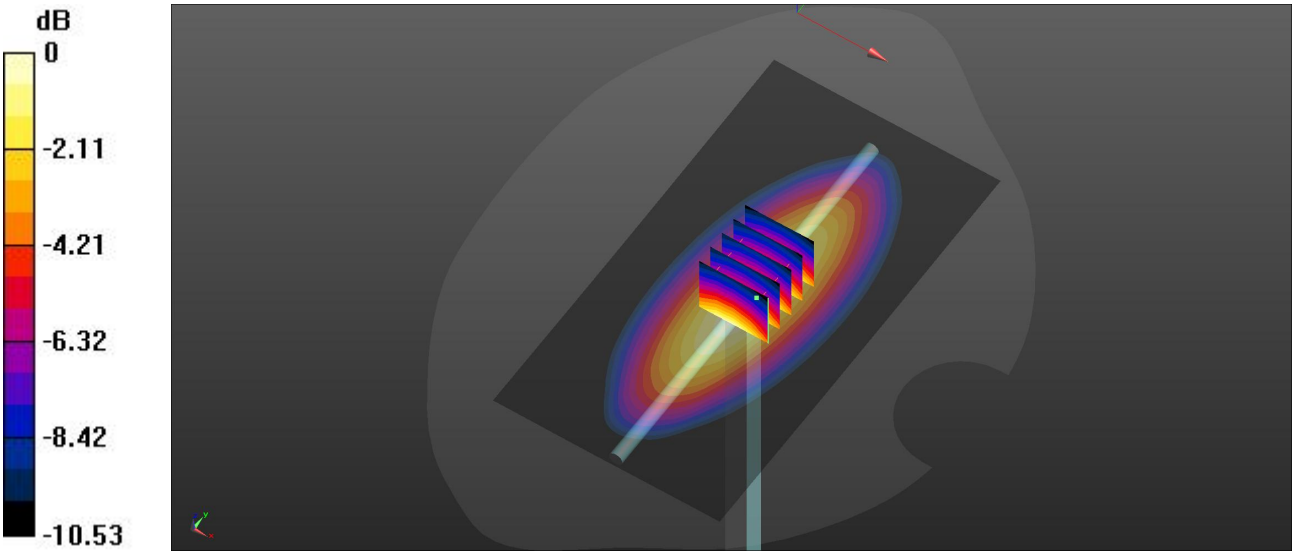

0 dB = 1.13 W/kg

System Check 750

Date: 2025/12/12
Communication System Band: D750 (750.0 MHz); Frequency: 750 MHz;Duty Cycle: 1:1
Medium parameters used: f = 750 MHz; σ = 0.873 S/m; ε_r = 42.783; ρ = 1000 kg/m^3
Phantom section: Flat Section

Ambient Temperature:22.2℃ Liquid Temperature:21.1℃

DASY5 Configuration:

- Probe: EX3DV4 - SN3748; ConvF(9.14, 9.14, 9.14); Calibrated: 2025/4/24
- Sensor-Surface: 1.4mm (Mechanical Surface Detection)
- Electronics: DAE4 Sn540; Calibrated: 2025/4/21
- Phantom: Twin-SAM Right V5.0 (20deg probe tilt); Type: QD 000 P40 CD; Serial: 1857
- Measurement SW: DASY52, Version 52.10 (4); SEMCAD X Version 14.6.14 (7501)

CW750/Area Scan (71x131x1): Interpolated grid: dx=1.500 mm, dy=1.500 mm
Maximum value of SAR (interpolated) = 1.14 W/kg

CW750/Zoom Scan (5x5x7)/Cube 0: Measurement grid: dx=8mm, dy=8mm, dz=5mm
Reference Value = 31.16 V/m; Power Drift = -0.08 dB
Peak SAR (extrapolated) = 1.35 W/kg
SAR(1 g) = 0.826 W/kg; SAR(10 g) = 0.544 W/kg
Smallest distance from peaks to all points 3 dB below = 16.7 mm
Ratio of SAR at M2 to SAR at M1 = 61.8%
Maximum value of SAR (measured) = 1.14 W/kg

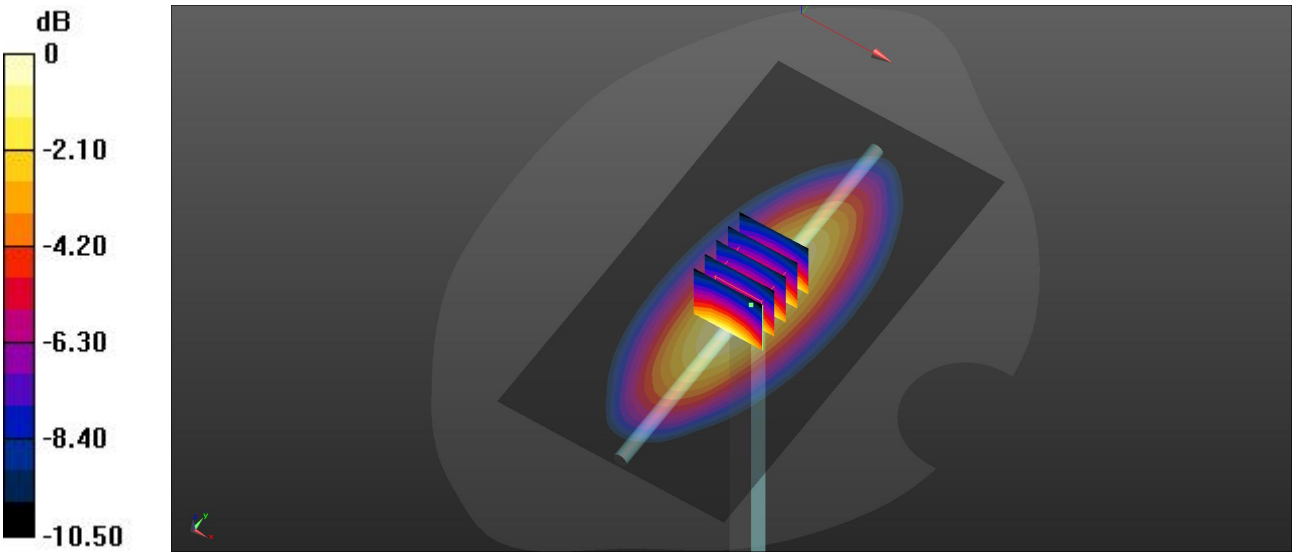

0 dB = 1.14 W/kg

System Check 835

Date: 2025/12/13
Communication System Band: D835 (835.0 MHz); Frequency: 835 MHz;Duty Cycle: 1:1
Medium parameters used: f = 835 MHz; σ = 0.912 S/m; ε_r = 42.368; ρ = 1000 kg/m^3
Phantom section: Flat Section

Ambient Temperature:22.3℃ Liquid Temperature:21℃

DASY5 Configuration:

- Probe: EX3DV4 - SN3748; ConvF(8.74, 8.74, 8.74); Calibrated: 2025/4/24
- Sensor-Surface: 1.4mm (Mechanical Surface Detection)
- Electronics: DAE4 Sn540; Calibrated: 2025/4/21
- Phantom: Twin-SAM Right V5.0 (20deg probe tilt); Type: QD 000 P40 CD; Serial: 1857
- Measurement SW: DASY52, Version 52.10 (4); SEMCAD X Version 14.6.14 (7501)

CW835/Area Scan (71x121x1): Interpolated grid: dx=1.500 mm, dy=1.500 mm
Maximum value of SAR (interpolated) = 1.28 W/kg

CW835/Zoom Scan (5x5x7)/Cube 0: Measurement grid: dx=8mm, dy=8mm, dz=5mm
Reference Value = 29.58 V/m; Power Drift = 0.04 dB
Peak SAR (extrapolated) = 1.50 W/kg
SAR(1 g) = 0.933 W/kg; SAR(10 g) = 0.610 W/kg
Smallest distance from peaks to all points 3 dB below = 16 mm
Ratio of SAR at M2 to SAR at M1 = 62.9%
Maximum value of SAR (measured) = 1.28 W/kg

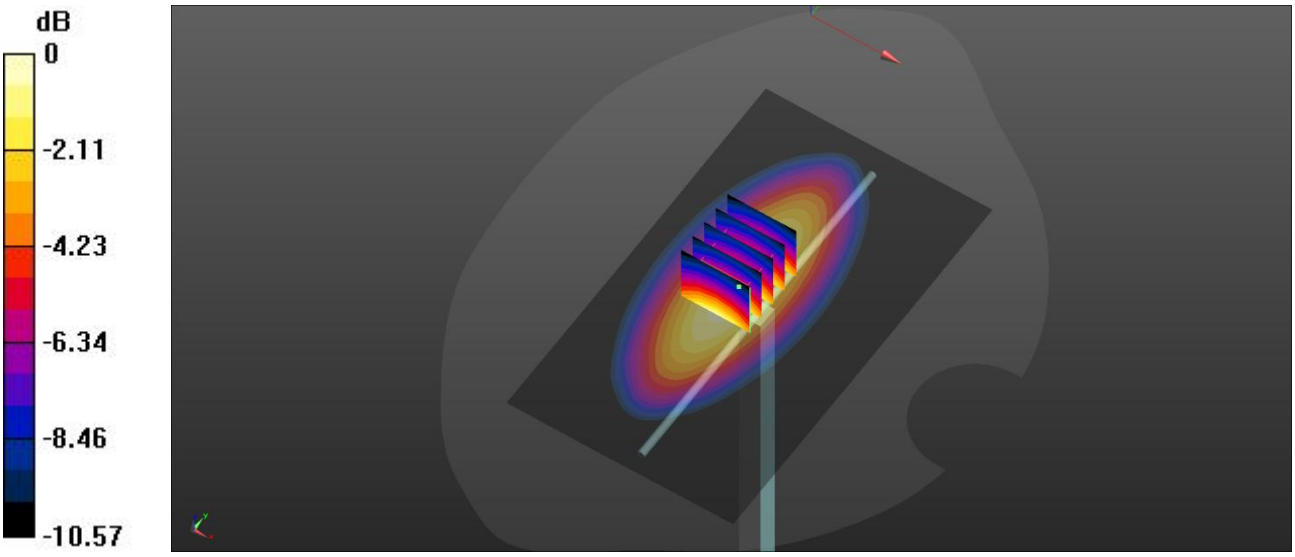

0 dB = 1.28 W/kg

System Check 1750

Date: 2025/12/14
Communication System Band: D1750 (1750.0 MHz); Frequency: 1750 MHz;Duty Cycle: 1:1
Medium parameters used: f = 1750 MHz; σ = 1.385 S/m; ε_r = 39.257; ρ = 1000 kg/m^3
Phantom section: Flat Section

Ambient Temperature:22.1℃ Liquid Temperature:20.9℃

DASY5 Configuration:

- Probe: EX3DV4 - SN3748; ConvF(7.63, 7.63, 7.63); Calibrated: 2025/4/24
- Sensor-Surface: 1.4mm (Mechanical Surface Detection)
- Electronics: DAE4 Sn540; Calibrated: 2025/4/21
- Phantom: Twin-SAM Right V5.0 (20deg probe tilt); Type: QD 000 P40 CD; Serial: 1857
- Measurement SW: DASY52, Version 52.10 (4); SEMCAD X Version 14.6.14 (7501)

CW1750/Area Scan (51x91x1): Interpolated grid: dx=1.500 mm, dy=1.500 mm
Maximum value of SAR (interpolated) = 6.31 W/kg

CW1750/Zoom Scan (7x7x7)/Cube 0: Measurement grid: dx=8mm, dy=8mm, dz=5mm
Reference Value = 52.50 V/m; Power Drift = -0.07 dB
Peak SAR (extrapolated) = 7.45 W/kg
SAR(1 g) = 3.92 W/kg; SAR(10 g) = 2.06 W/kg
Smallest distance from peaks to all points 3 dB below = 9.8 mm
Ratio of SAR at M2 to SAR at M1 = 53.1%
Maximum value of SAR (measured) = 6.14 W/kg

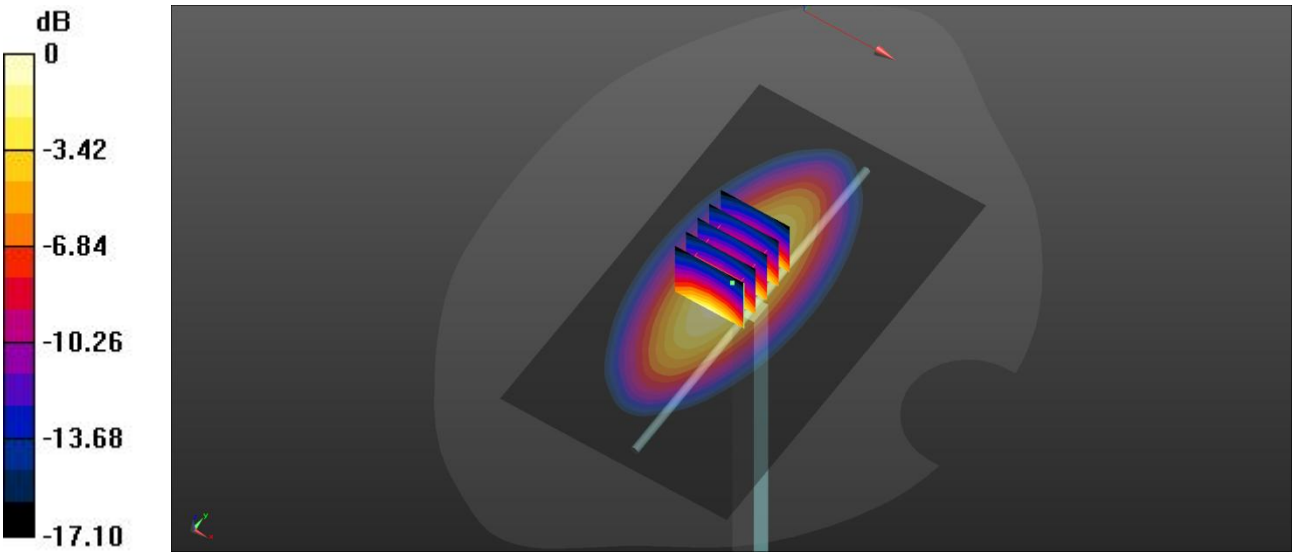

0 dB = 6.14 W/kg

System Check 1750

Date: 2025/12/15
Communication System Band: D1750 (1750.0 MHz); Frequency: 1750 MHz;Duty Cycle: 1:1
Medium parameters used: f = 1750 MHz; σ = 1.395 S/m; ε_r = 39.475; ρ = 1000 kg/m^3
Phantom section: Flat Section

Ambient Temperature:21.8℃ Liquid Temperature:21℃

DASY5 Configuration:

- Probe: EX3DV4 - SN3748; ConvF(7.63, 7.63, 7.63); Calibrated: 2025/4/24
- Sensor-Surface: 1.4mm (Mechanical Surface Detection)
- Electronics: DAE4 Sn540; Calibrated: 2025/4/21
- Phantom: Twin-SAM Right V5.0 (20deg probe tilt); Type: QD 000 P40 CD; Serial: 1857
- Measurement SW: DASY52, Version 52.10 (4); SEMCAD X Version 14.6.14 (7501)

CW1750/Area Scan (51x91x1): Interpolated grid: dx=1.500 mm, dy=1.500 mm
Maximum value of SAR (interpolated) = 6.36 W/kg

CW1750/Zoom Scan (7x7x7)/Cube 0: Measurement grid: dx=8mm, dy=8mm, dz=5mm
Reference Value = 52.50 V/m; Power Drift = -0.07 dB
Peak SAR (extrapolated) = 7.50 W/kg
SAR(1 g) = 3.95 W/kg; SAR(10 g) = 2.08 W/kg
Smallest distance from peaks to all points 3 dB below = 9.8 mm
Ratio of SAR at M2 to SAR at M1 = 53.1%
Maximum value of SAR (measured) = 6.19 W/kg

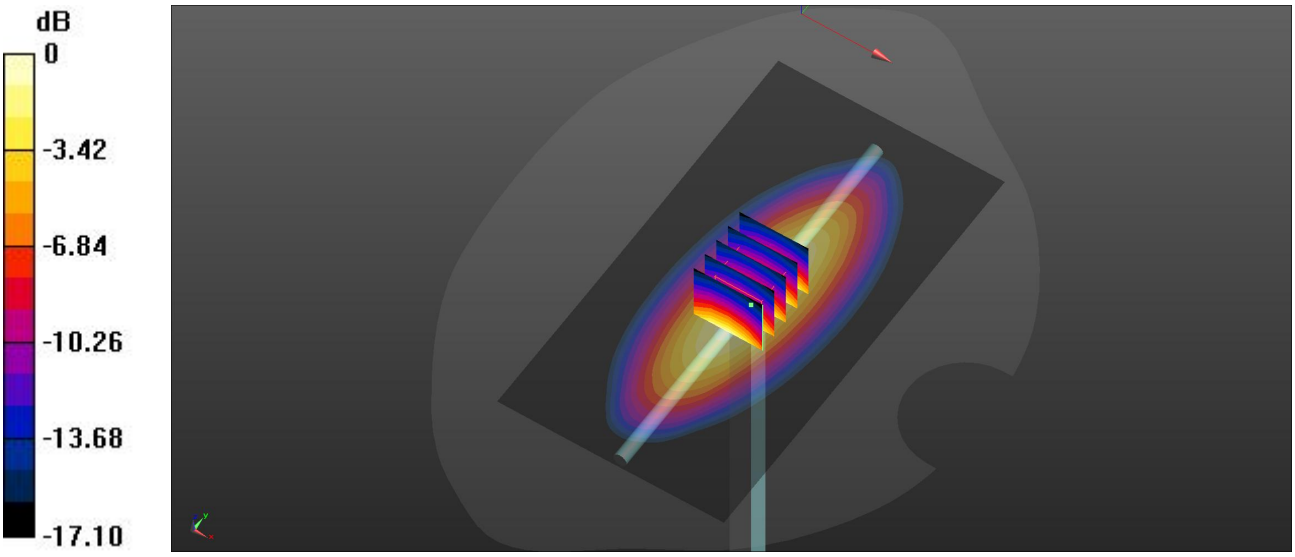

0 dB = 6.19 W/kg

System Check 1900

Date: 2025/12/16
Communication System Band: D1900 (1900.0 MHz); Frequency: 1900 MHz;Duty Cycle: 1:1
Medium parameters used: f = 1900 MHz; σ = 1.445 S/m; ε_r = 38.974; ρ = 1000 kg/m^3
Phantom section: Flat Section

Ambient Temperature:22℃ Liquid Temperature:20.9℃

DASY5 Configuration:

- Probe: EX3DV4 - SN3748; ConvF(7.3, 7.3, 7.3); Calibrated: 2025/4/24
- Sensor-Surface: 1.4mm (Mechanical Surface Detection)
- Electronics: DAE4 Sn540; Calibrated: 2025/4/21
- Phantom: Twin-SAM Right V5.0 (20deg probe tilt); Type: QD 000 P40 CD; Serial: 1857
- Measurement SW: DASY52, Version 52.10 (4); SEMCAD X Version 14.6.14 (7501)

CW1900/Area Scan (61x101x1): Interpolated grid: dx=1.500 mm, dy=1.500 mm
Maximum value of SAR (interpolated) = 6.38 W/kg

CW1900/Zoom Scan (7x7x7)/Cube 0: Measurement grid: dx=8mm, dy=8mm, dz=5mm
Reference Value = 54.46 V/m; Power Drift = -0.02 dB
Peak SAR (extrapolated) = 7.59 W/kg
SAR(1 g) = 3.95 W/kg; SAR(10 g) = 2.03 W/kg
Smallest distance from peaks to all points 3 dB below = 9.8 mm
Ratio of SAR at M2 to SAR at M1 = 52.6%
Maximum value of SAR (measured) = 6.22 W/kg

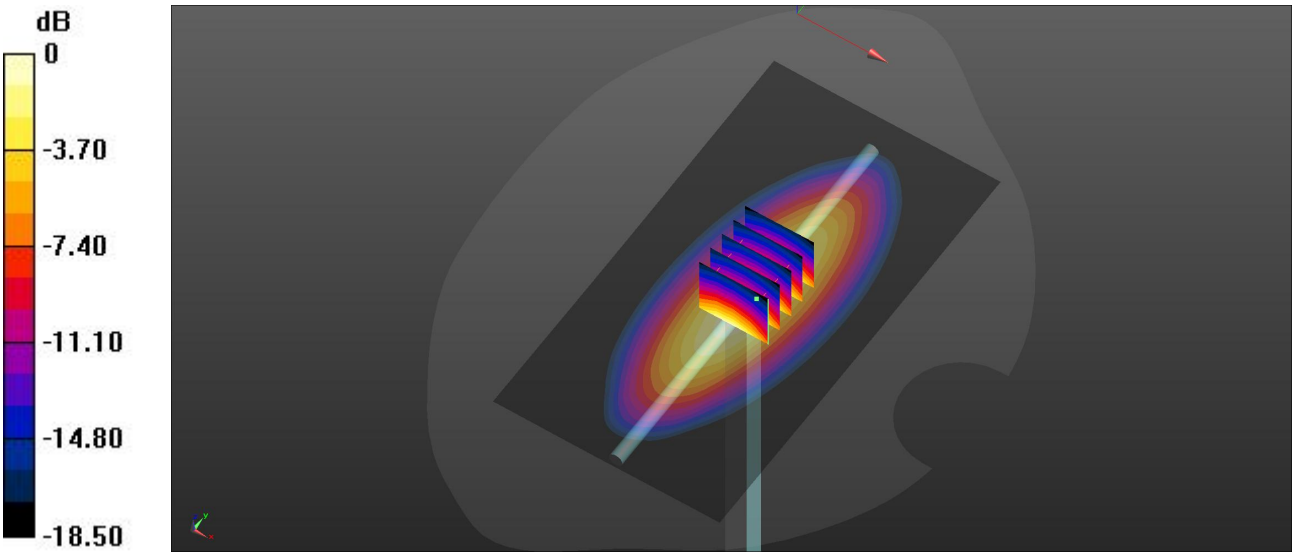

0 dB = 6.22 W/kg

System Check 2450

Date: 2025/12/15
Communication System Band: D2450 (2450.0 MHz); Frequency: 2450 MHz;Duty Cycle: 1:1
Medium parameters used: f = 2450 MHz; σ = 1.82 S/m; ε_r = 38.441; ρ = 1000 kg/m^3
Phantom section: Flat Section

Ambient Temperature:21.8℃ Liquid Temperature:21℃

DASY5 Configuration:

- Probe: EX3DV4 - SN3748; ConvF(6.9, 6.9, 6.9); Calibrated: 2025/4/24
- Sensor-Surface: 1.4mm (Mechanical Surface Detection)
- Electronics: DAE4 Sn540; Calibrated: 2025/4/21
- Phantom: Twin-SAM Right V5.0 (20deg probe tilt); Type: QD 000 P40 CD; Serial: 1857
- Measurement SW: DASY52, Version 52.10 (4); SEMCAD X Version 14.6.14 (7501)

CW2450/Area Scan (71x81x1): Interpolated grid: dx=1.200 mm, dy=1.200 mm
Maximum value of SAR (interpolated) = 9.53 W/kg

CW2450/Zoom Scan (7x7x7)/Cube 0: Measurement grid: dx=5mm, dy=5mm, dz=5mm
Reference Value = 58.18 V/m; Power Drift = -0.04 dB
Peak SAR (extrapolated) = 11.5 W/kg
SAR(1 g) = 5.46 W/kg; SAR(10 g) = 2.5 W/kg
Smallest distance from peaks to all points 3 dB below = 8.5 mm
Ratio of SAR at M2 to SAR at M1 = 47.9%
Maximum value of SAR (measured) = 9.17 W/kg



0 dB = 9.17 W/kg

System Check 2600

Date: 2025/12/17
Communication System Band: D2600 (2600.0 MHz); Frequency: 2600 MHz;Duty Cycle: 1:1
Medium parameters used: f = 2600 MHz; σ = 1.96 S/m; ε_r = 38.113; ρ = 1000 kg/m^3
Phantom section: Flat Section

Ambient Temperature:22.3℃ Liquid Temperature:21℃

DASY5 Configuration:

- Probe: EX3DV4 - SN3748; ConvF(6.72, 6.72, 6.72); Calibrated: 2025/4/24
- Sensor-Surface: 1.4mm (Mechanical Surface Detection)
- Electronics: DAE4 Sn540; Calibrated: 2025/4/21
- Phantom: Twin-SAM Right V5.0 (20deg probe tilt); Type: QD 000 P40 CD; Serial: 1857
- Measurement SW: DASY52, Version 52.10 (4); SEMCAD X Version 14.6.14 (7501)

CW2600/Area Scan (71x81x1): Interpolated grid: dx=1.200 mm, dy=1.200 mm
Maximum value of SAR (interpolated) = 9.27 W/kg

CW2600/Zoom Scan (7x7x7)/Cube 0: Measurement grid: dx=5mm, dy=5mm, dz=5mm
Reference Value = 55.38 V/m; Power Drift = -0.15 dB
Peak SAR (extrapolated) = 11.3 W/kg
SAR(1 g) = 5.21 W/kg; SAR(10 g) = 2.32 W/kg
Smallest distance from peaks to all points 3 dB below = 8.5 mm
Ratio of SAR at M2 to SAR at M1 = 46.4%
Maximum value of SAR (measured) = 8.96 W/kg

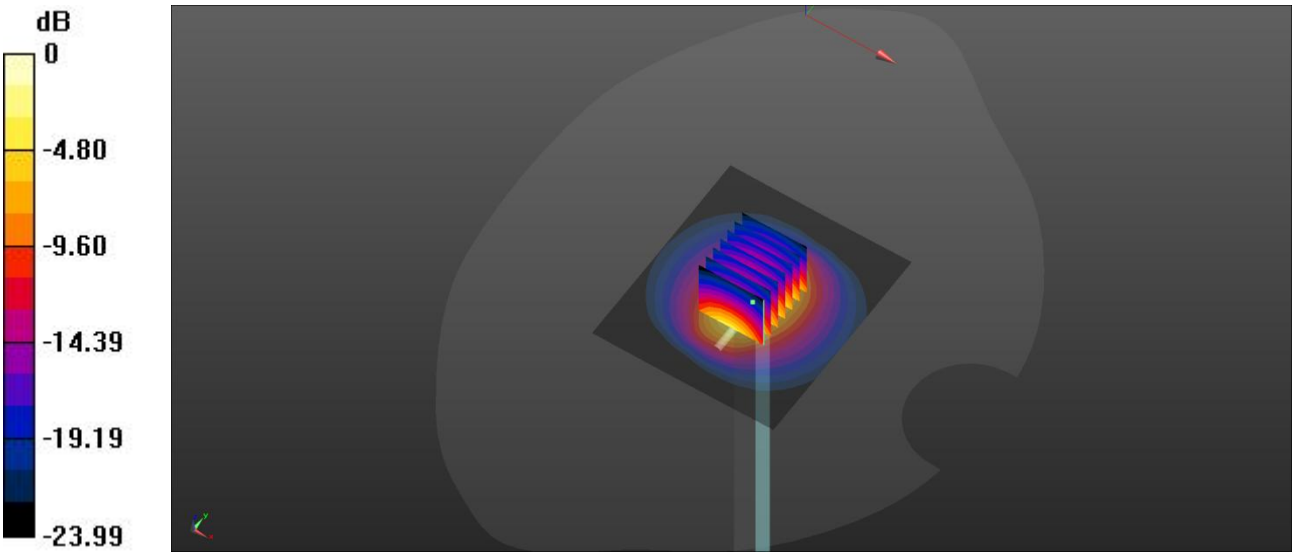

0 dB = 8.96 W/kg

System Check 2600

Date: 2025/12/18
Communication System Band: D2600 (2600.0 MHz); Frequency: 2600 MHz;Duty Cycle: 1:1
Medium parameters used: f = 2600 MHz; σ = 1.97 S/m; ε_r = 38.067; ρ = 1000 kg/m^3
Phantom section: Flat Section

Ambient Temperature:22.5℃ Liquid Temperature:21.2℃

DASY5 Configuration:

- Probe: EX3DV4 - SN3748; ConvF(6.72, 6.72, 6.72); Calibrated: 2025/4/24
- Sensor-Surface: 1.4mm (Mechanical Surface Detection)
- Electronics: DAE4 Sn540; Calibrated: 2025/4/21
- Phantom: Twin-SAM Right V5.0 (20deg probe tilt); Type: QD 000 P40 CD; Serial: 1857
- Measurement SW: DASY52, Version 52.10 (4); SEMCAD X Version 14.6.14 (7501)

CW2600/Area Scan (71x81x1): Interpolated grid: dx=1.200 mm, dy=1.200 mm
Maximum value of SAR (interpolated) = 9.72 W/kg

CW2600/Zoom Scan (7x7x7)/Cube 0: Measurement grid: dx=5mm, dy=5mm, dz=5mm
Reference Value = 57.40 V/m; Power Drift = -0.13 dB
Peak SAR (extrapolated) = 12.0 W/kg
SAR(1 g) = 5.51 W/kg; SAR(10 g) = 2.45 W/kg
Smallest distance from peaks to all points 3 dB below = 8.2 mm
Ratio of SAR at M2 to SAR at M1 = 46.2%
Maximum value of SAR (measured) = 9.55 W/kg

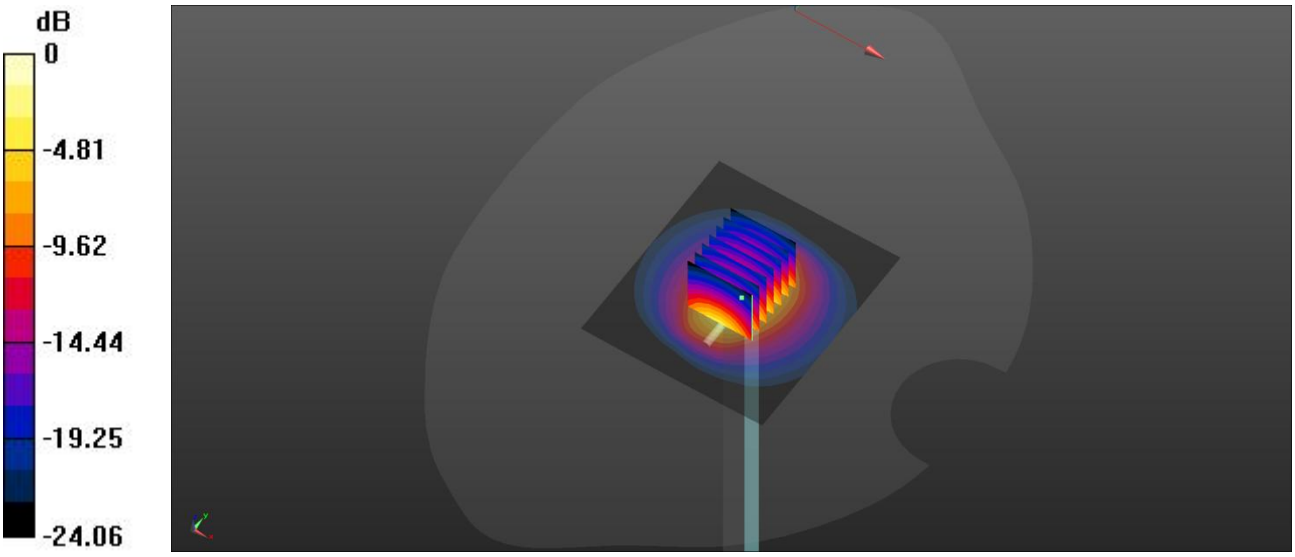

0 dB = 9.55 W/kg

System Check 2600

Date: 2025/12/19
Communication System Band: D2600 (2600.0 MHz); Frequency: 2600 MHz;Duty Cycle: 1:1
Medium parameters used: f = 2600 MHz; σ = 1.975 S/m; ε_r = 38.332; ρ = 1000 kg/m^3
Phantom section: Flat Section

Ambient Temperature:22.4℃ Liquid Temperature:21.3℃

DASY5 Configuration:

- Probe: EX3DV4 - SN3748; ConvF(6.72, 6.72, 6.72); Calibrated: 2025/4/24
- Sensor-Surface: 1.4mm (Mechanical Surface Detection)
- Electronics: DAE4 Sn540; Calibrated: 2025/4/21
- Phantom: Twin-SAM Right V5.0 (20deg probe tilt); Type: QD 000 P40 CD; Serial: 1857
- Measurement SW: DASY52, Version 52.10 (4); SEMCAD X Version 14.6.14 (7501)

CW2600/Area Scan (71x81x1): Interpolated grid: dx=1.200 mm, dy=1.200 mm
Maximum value of SAR (interpolated) = 10.2 W/kg

CW2600/Zoom Scan (7x7x7)/Cube 0: Measurement grid: dx=5mm, dy=5mm, dz=5mm
Reference Value = 57.47 V/m; Power Drift = -0.05 dB
Peak SAR (extrapolated) = 12.5 W/kg
SAR(1 g) = 5.75 W/kg; SAR(10 g) = 2.56 W/kg
Smallest distance from peaks to all points 3 dB below = 8.5 mm
Ratio of SAR at M2 to SAR at M1 = 46.3%
Maximum value of SAR (measured) = 9.92 W/kg

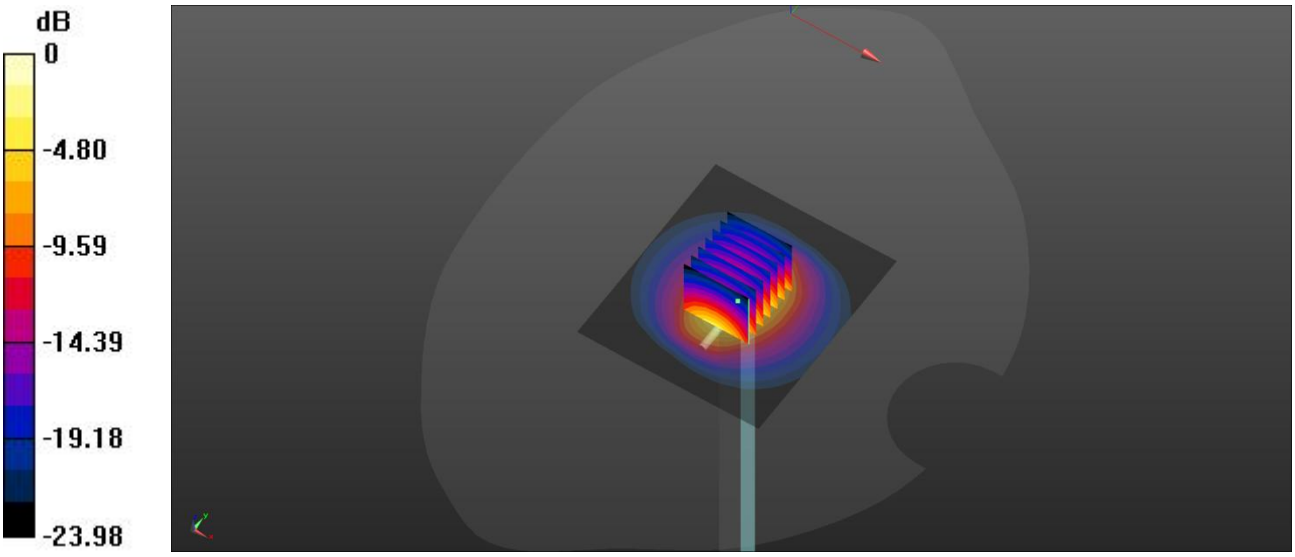

0 dB = 9.92 W/kg

System Check 2600

Date: 2025/12/20
Communication System Band: D2600 (2600.0 MHz); Frequency: 2600 MHz;Duty Cycle: 1:1
Medium parameters used: f = 2600 MHz; σ = 1.991 S/m; ε_r = 38.654; ρ = 1000 kg/m^3
Phantom section: Flat Section

Ambient Temperature:22.3℃ Liquid Temperature:21.2℃

DASY5 Configuration:

- Probe: EX3DV4 - SN3748; ConvF(6.72, 6.72, 6.72); Calibrated: 2025/4/24
- Sensor-Surface: 1.4mm (Mechanical Surface Detection)
- Electronics: DAE4 Sn540; Calibrated: 2025/4/21
- Phantom: Twin-SAM Right V5.0 (20deg probe tilt); Type: QD 000 P40 CD; Serial: 1857
- Measurement SW: DASY52, Version 52.10 (4); SEMCAD X Version 14.6.14 (7501)

CW2600/Area Scan (71x81x1): Interpolated grid: dx=1.200 mm, dy=1.200 mm
Maximum value of SAR (interpolated) = 9.82 W/kg

CW2600/Zoom Scan (7x7x7)/Cube 0: Measurement grid: dx=5mm, dy=5mm, dz=5mm
Reference Value = 57.40 V/m; Power Drift = -0.06 dB
Peak SAR (extrapolated) = 12.2 W/kg
SAR(1 g) = 5.57 W/kg; SAR(10 g) = 2.47 W/kg
Smallest distance from peaks to all points 3 dB below = 10.2 mm
Ratio of SAR at M2 to SAR at M1 = 46.2%
Maximum value of SAR (measured) = 9.65 W/kg

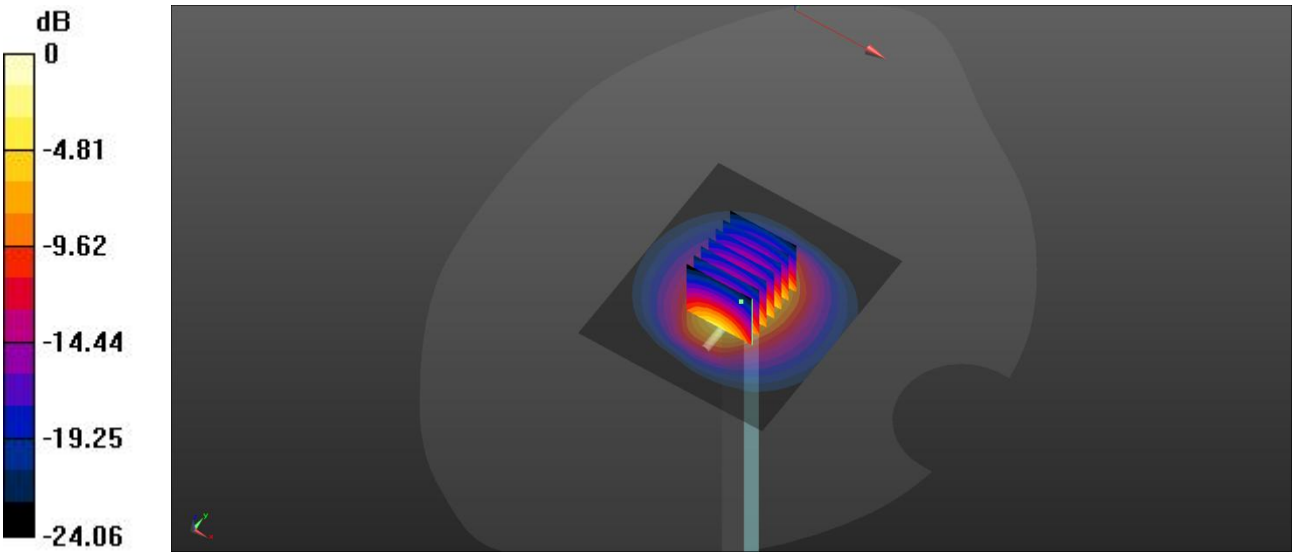

0 dB = 9.65 W/kg

System Check 2600

Date: 2025/12/12
Communication System Band: D2600 (2600.0 MHz); Frequency: 2600 MHz;Duty Cycle: 1:1
Medium parameters used: f = 2600 MHz; σ = 2.008 S/m; ε_r = 38.004; ρ = 1000 kg/m^3
Phantom section: Flat Section

Ambient Temperature:22.2℃ Liquid Temperature:21.1℃

DASY5 Configuration:

- Probe: EX3DV4 - SN3748; ConvF(6.72, 6.72, 6.72); Calibrated: 2025/4/24
- Sensor-Surface: 1.4mm (Mechanical Surface Detection)
- Electronics: DAE4 Sn540; Calibrated: 2025/4/21
- Phantom: Twin-SAM Right V5.0 (20deg probe tilt); Type: QD 000 P40 CD; Serial: 1857
- Measurement SW: DASY52, Version 52.10 (4); SEMCAD X Version 14.6.14 (7501)

CW2600/Area Scan (71x81x1): Interpolated grid: dx=1.200 mm, dy=1.200 mm
Maximum value of SAR (interpolated) = 9.91 W/kg

CW2600/Zoom Scan (7x7x7)/Cube 0: Measurement grid: dx=5mm, dy=5mm, dz=5mm
Reference Value = 57.40 V/m; Power Drift = -0.16 dB
Peak SAR (extrapolated) = 12.3 W/kg
SAR(1 g) = 5.62 W/kg; SAR(10 g) = 2.49 W/kg
Smallest distance from peaks to all points 3 dB below = 9.2 mm
Ratio of SAR at M2 to SAR at M1 = 46.2%
Maximum value of SAR (measured) = 9.73 W/kg



0 dB = 9.73 W/kg

System Check 3500

Date: 2025/12/21
Communication System Band: D3500 (3500.0 MHz); Frequency: 3500 MHz;Duty Cycle: 1:1
Medium parameters used: f = 3500 MHz; σ = 2.872 S/m; ε_r = 38.634; ρ = 1000 kg/m^3
Phantom section: Flat Section

Ambient Temperature:22℃ Liquid Temperature:20.8℃

DASY5 Configuration:

- Probe: EX3DV4 - SN3748; ConvF(6.26, 6.26, 6.26); Calibrated: 2025/4/24
- Sensor-Surface: 1.4mm (Mechanical Surface Detection)
- Electronics: DAE4 Sn540; Calibrated: 2025/4/21
- Phantom: Twin-SAM Right V5.0 (20deg probe tilt); Type: QD 000 P40 CD; Serial: 1857
- Measurement SW: DASY52, Version 52.10 (4); SEMCAD X Version 14.6.14 (7501)

CW3500/Area Scan (71x91x1): Interpolated grid: dx=1.000 mm, dy=1.000 mm
Maximum value of SAR (interpolated) = 8.30 W/kg

CW3500/Zoom Scan (7x7x8)/Cube 0: Measurement grid: dx=5mm, dy=5mm, dz=4mm
Reference Value = 45.41 V/m; Power Drift = -0.01 dB
Peak SAR (extrapolated) = 17.3 W/kg
SAR(1 g) = 6.66 W/kg; SAR(10 g) = 2.52 W/kg
Smallest distance from peaks to all points 3 dB below = 8.5 mm
Ratio of SAR at M2 to SAR at M1 = 45.6%
Maximum value of SAR (measured) = 11.5 W/kg

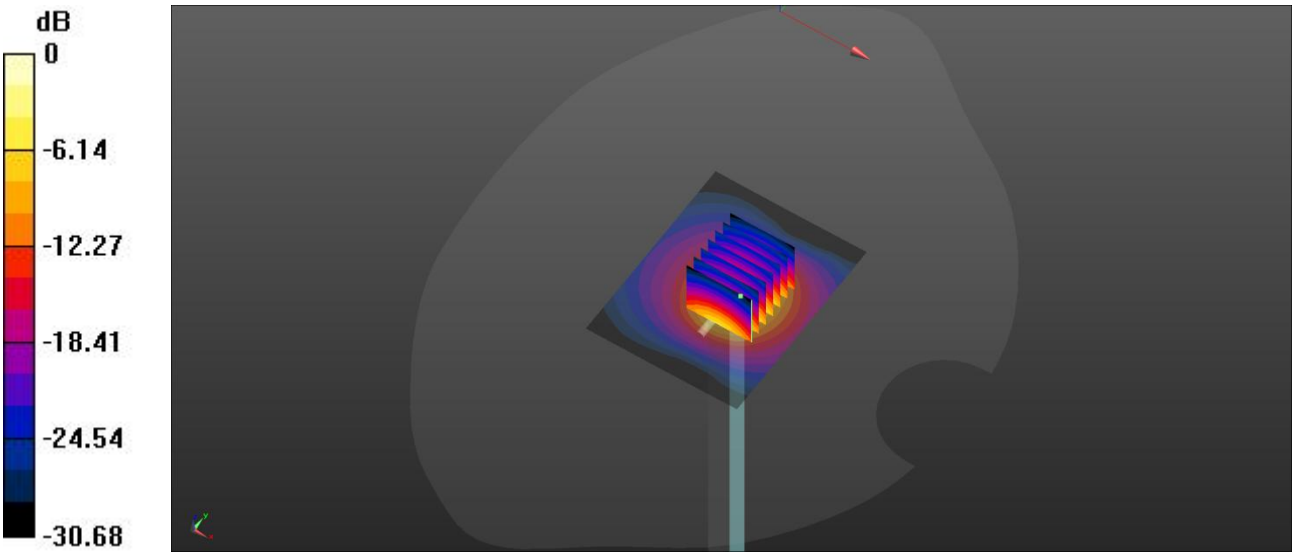

0 dB = 11.5 W/kg

System Check 3500

Date: 2025/12/28
Communication System Band: D3500 (3500.0 MHz); Frequency: 3500 MHz;Duty Cycle: 1:1
Medium parameters used: f = 3500 MHz; σ = 2.852 S/m; ε_r = 38.313; ρ = 1000 kg/m^3
Phantom section: Flat Section

Ambient Temperature:22.1℃ Liquid Temperature:21℃

DASY5 Configuration:

- Probe: EX3DV4 - SN3748; ConvF(6.26, 6.26, 6.26); Calibrated: 2025/4/24
- Sensor-Surface: 1.4mm (Mechanical Surface Detection)
- Electronics: DAE4 Sn540; Calibrated: 2025/4/21
- Phantom: Twin-SAM Right V5.0 (20deg probe tilt); Type: QD 000 P40 CD; Serial: 1857
- Measurement SW: DASY52, Version 52.10 (4); SEMCAD X Version 14.6.14 (7501)

CW3500/Area Scan (71x91x1): Interpolated grid: dx=1.000 mm, dy=1.000 mm
Maximum value of SAR (interpolated) = 8.69 W/kg

CW3500/Zoom Scan (7x7x8)/Cube 0: Measurement grid: dx=5mm, dy=5mm, dz=4mm
Reference Value = 21.05 V/m; Power Drift = -0.03 dB
Peak SAR (extrapolated) = 18.1 W/kg
SAR(1 g) = 6.98 W/kg; SAR(10 g) = 2.64 W/kg
Smallest distance from peaks to all points 3 dB below = 8.1 mm
Ratio of SAR at M2 to SAR at M1 = 45.7%
Maximum value of SAR (measured) = 12.1 W/kg

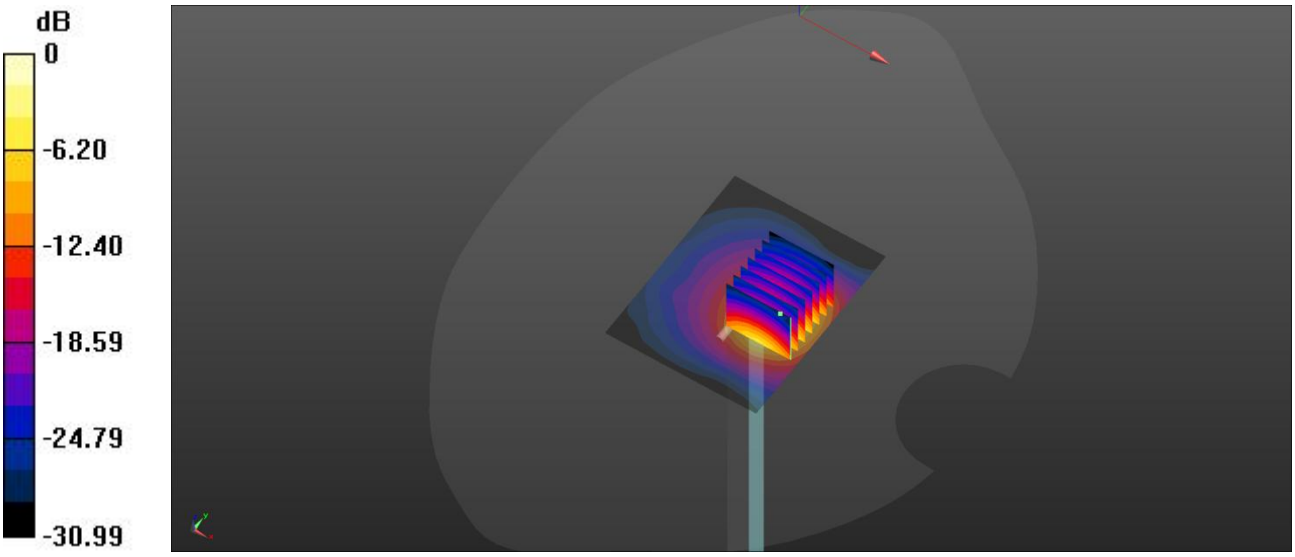

0 dB = 12.1 W/kg

System Check 3500

Date: 2025/12/29
Communication System Band: D3500 (3500.0 MHz); Frequency: 3500 MHz;Duty Cycle: 1:1
Medium parameters used: f = 3500 MHz; σ = 2.856 S/m; ε_r = 38.217; ρ = 1000 kg/m^3
Phantom section: Flat Section

Ambient Temperature:22.3℃ Liquid Temperature:21.2℃

DASY5 Configuration:

- Probe: EX3DV4 - SN3748; ConvF(6.26, 6.26, 6.26); Calibrated: 2025/4/24
- Sensor-Surface: 1.4mm (Mechanical Surface Detection)
- Electronics: DAE4 Sn540; Calibrated: 2025/4/21
- Phantom: Twin-SAM Right V5.0 (20deg probe tilt); Type: QD 000 P40 CD; Serial: 1857
- Measurement SW: DASY52, Version 52.10 (4); SEMCAD X Version 14.6.14 (7501)

CW3500/Area Scan (71x91x1): Interpolated grid: dx=1.000 mm, dy=1.000 mm
Maximum value of SAR (interpolated) = 8.90 W/kg

CW3500/Zoom Scan (7x7x8)/Cube 0: Measurement grid: dx=5mm, dy=5mm, dz=4mm
Reference Value = 21.19 V/m; Power Drift = -0.14 dB
Peak SAR (extrapolated) = 18.7 W/kg
SAR(1 g) = 6.97 W/kg; SAR(10 g) = 2.74 W/kg
Smallest distance from peaks to all points 3 dB below = 8.1 mm
Ratio of SAR at M2 to SAR at M1 = 45.7%
Maximum value of SAR (measured) = 12.5 W/kg

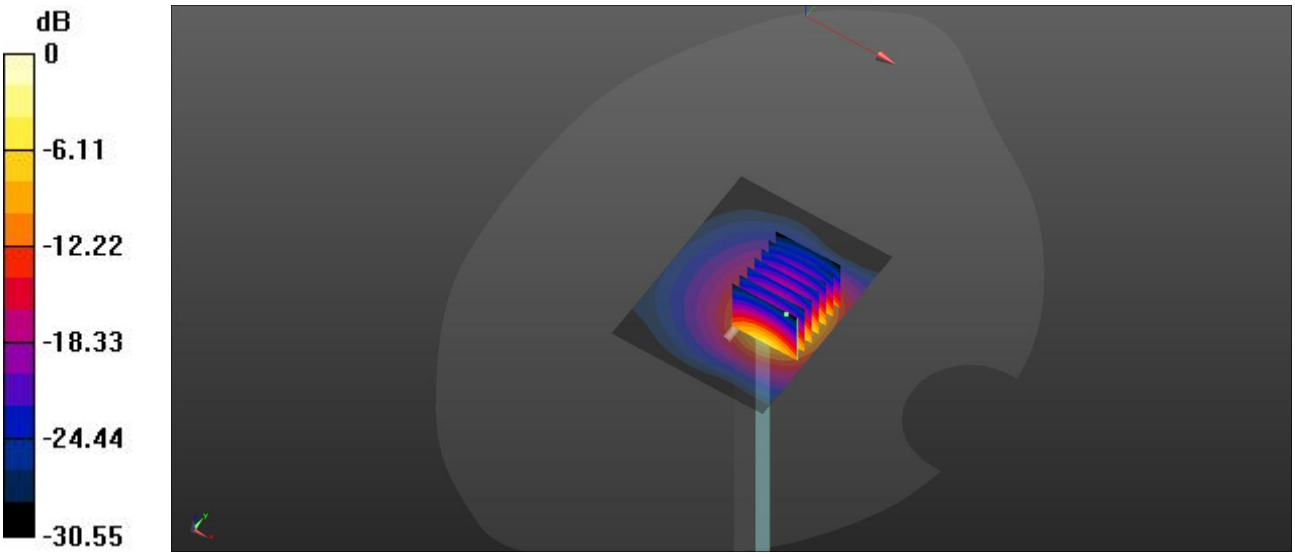

0 dB = 12.5 W/kg

System Check 3500

Date: 2025/12/30
Communication System Band: D3500 (3500.0 MHz); Frequency: 3500 MHz;Duty Cycle: 1:1
Medium parameters used: f = 3500 MHz; σ = 2.943 S/m; ε_r = 37.999; ρ = 1000 kg/m^3
Phantom section: Flat Section

Ambient Temperature:21.9℃ Liquid Temperature:20.8℃

DASY5 Configuration:

- Probe: EX3DV4 - SN3748; ConvF(6.26, 6.26, 6.26); Calibrated: 2025/4/24
- Sensor-Surface: 1.4mm (Mechanical Surface Detection)
- Electronics: DAE4 Sn540; Calibrated: 2025/4/21
- Phantom: Twin-SAM Right V5.0 (20deg probe tilt); Type: QD 000 P40 CD; Serial: 1857
- Measurement SW: DASY52, Version 52.10 (4); SEMCAD X Version 14.6.14 (7501)

CW3500/Area Scan (71x91x1): Interpolated grid: dx=1.000 mm, dy=1.000 mm
Maximum value of SAR (interpolated) = 8.97 W/kg

CW3500/Zoom Scan (7x7x8)/Cube 0: Measurement grid: dx=5mm, dy=5mm, dz=4mm
Reference Value = 21.05 V/m; Power Drift = -0.13 dB
Peak SAR (extrapolated) = 18.6 W/kg
SAR(1 g) = 7.2 W/kg; SAR(10 g) = 2.72 W/kg
Smallest distance from peaks to all points 3 dB below = 8.1 mm
Ratio of SAR at M2 to SAR at M1 = 45.7%
Maximum value of SAR (measured) = 12.5 W/kg



0 dB = 12.5 W/kg

System Check 3700

Date: 2025/12/31
Communication System Band: D3700 (3700.0 MHz); Frequency: 3700 MHz;Duty Cycle: 1:1
Medium parameters used: f = 3700 MHz; σ = 3.055 S/m; ε_r = 38.271; ρ = 1000 kg/m^3
Phantom section: Flat Section

Ambient Temperature:21.7℃ Liquid Temperature:20.6℃

DASY5 Configuration:

- Probe: EX3DV4 - SN3748; ConvF(6.05, 6.05, 6.05); Calibrated: 2025/4/24
- Sensor-Surface: 1.4mm (Mechanical Surface Detection)
- Electronics: DAE4 Sn540; Calibrated: 2025/4/21
- Phantom: Twin-SAM Right V5.0 (20deg probe tilt); Type: QD 000 P40 CD; Serial: 1857
- Measurement SW: DASY52, Version 52.10 (4); SEMCAD X Version 14.6.14 (7501)

CW3700/Area Scan (71x91x1): Interpolated grid: dx=1.000 mm, dy=1.000 mm
Maximum value of SAR (interpolated) = 8.64 W/kg

CW3700/Zoom Scan (7x7x8)/Cube 0: Measurement grid: dx=5mm, dy=5mm, dz=4mm
Reference Value = 40.27 V/m; Power Drift = -0.12 dB
Peak SAR (extrapolated) = 18.5 W/kg
SAR(1 g) = 6.87 W/kg; SAR(10 g) = 2.53 W/kg
Smallest distance from peaks to all points 3 dB below = 8 mm
Ratio of SAR at M2 to SAR at M1 = 43.8%
Maximum value of SAR (measured) = 12.1 W/kg

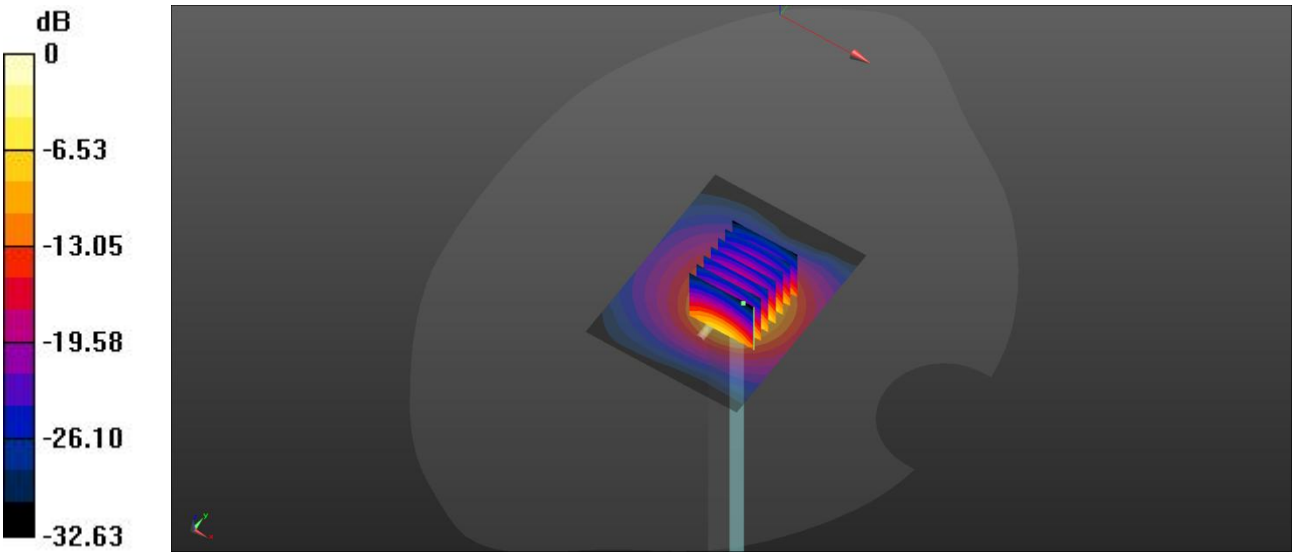

0 dB = 12.1 W/kg

System Check 3700

Date: 2026/1/15
Communication System Band: D3700 (3700.0 MHz); Frequency: 3700 MHz;Duty Cycle: 1:1
Medium parameters used: f = 3700 MHz; σ = 3.038 S/m; ε_r = 37.853; ρ = 1000 kg/m^3
Phantom section: Flat Section

Ambient Temperature:21.5℃ Liquid Temperature:20.3℃

DASY5 Configuration:

- Probe: EX3DV4 - SN3748; ConvF(6.05, 6.05, 6.05); Calibrated: 2025/4/24
- Sensor-Surface: 1.4mm (Mechanical Surface Detection)
- Electronics: DAE4 Sn540; Calibrated: 2025/4/21
- Phantom: Twin-SAM Right V5.0 (20deg probe tilt); Type: QD 000 P40 CD; Serial: 1857
- Measurement SW: DASY52, Version 52.10 (4); SEMCAD X Version 14.6.14 (7501)

CW3700/Area Scan (71x91x1): Interpolated grid: dx=1.000 mm, dy=1.000 mm
Maximum value of SAR (interpolated) = 8.20 W/kg

CW3700/Zoom Scan (7x7x8)/Cube 0: Measurement grid: dx=5mm, dy=5mm, dz=4mm
Reference Value = 38.76 V/m; Power Drift = -0.16 dB
Peak SAR (extrapolated) = 17.5 W/kg
SAR(1 g) = 6.52 W/kg; SAR(10 g) = 2.4 W/kg
Smallest distance from peaks to all points 3 dB below = 8 mm
Ratio of SAR at M2 to SAR at M1 = 43.9%
Maximum value of SAR (measured) = 11.5 W/kg

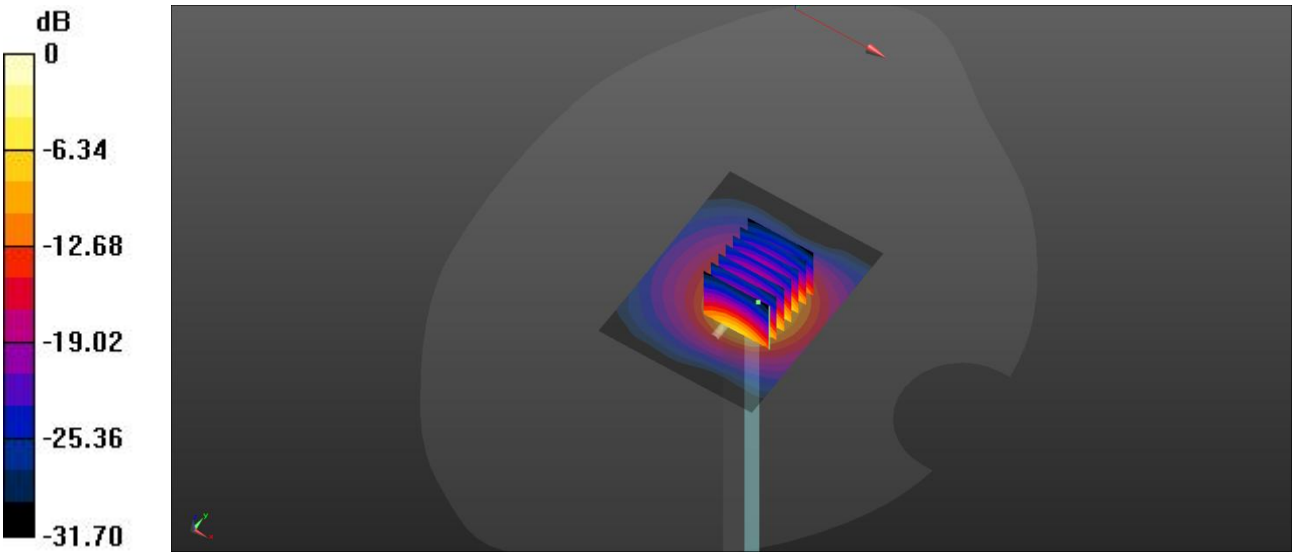

0 dB = 11.5 W/kg

System Check 3900

Date: 2026/1/16
Communication System Band: D3900 (3900.0 MHz); Frequency: 3900 MHz;Duty Cycle: 1:1
Medium parameters used: f = 3900 MHz; σ = 3.245 S/m; ε_r = 37.948; ρ = 1000 kg/m^3
Phantom section: Flat Section

Ambient Temperature:21.8℃ Liquid Temperature:20.5℃

DASY5 Configuration:

- Probe: EX3DV4 - SN3748; ConvF(5.98, 5.98, 5.98); Calibrated: 2025/4/24
- Sensor-Surface: 1.4mm (Mechanical Surface Detection)
- Electronics: DAE4 Sn540; Calibrated: 2025/4/21
- Phantom: Twin-SAM Right V5.0 (20deg probe tilt); Type: QD 000 P40 CD; Serial: 1857
- Measurement SW: DASY52, Version 52.10 (4); SEMCAD X Version 14.6.14 (7501)

CW3900/Area Scan (71x91x1): Interpolated grid: dx=1.000 mm, dy=1.000 mm
Maximum value of SAR (interpolated) = 7.84 W/kg

CW3900/Zoom Scan (7x7x8)/Cube 0: Measurement grid: dx=5mm, dy=5mm, dz=4mm
Reference Value = 38.63 V/m; Power Drift = -0.17 dB
Peak SAR (extrapolated) = 17.9 W/kg
SAR(1 g) = 6.26 W/kg; SAR(10 g) = 2.19 W/kg
Smallest distance from peaks to all points 3 dB below = 8 mm
Ratio of SAR at M2 to SAR at M1 = 41.8%
Maximum value of SAR (measured) = 11.3 W/kg

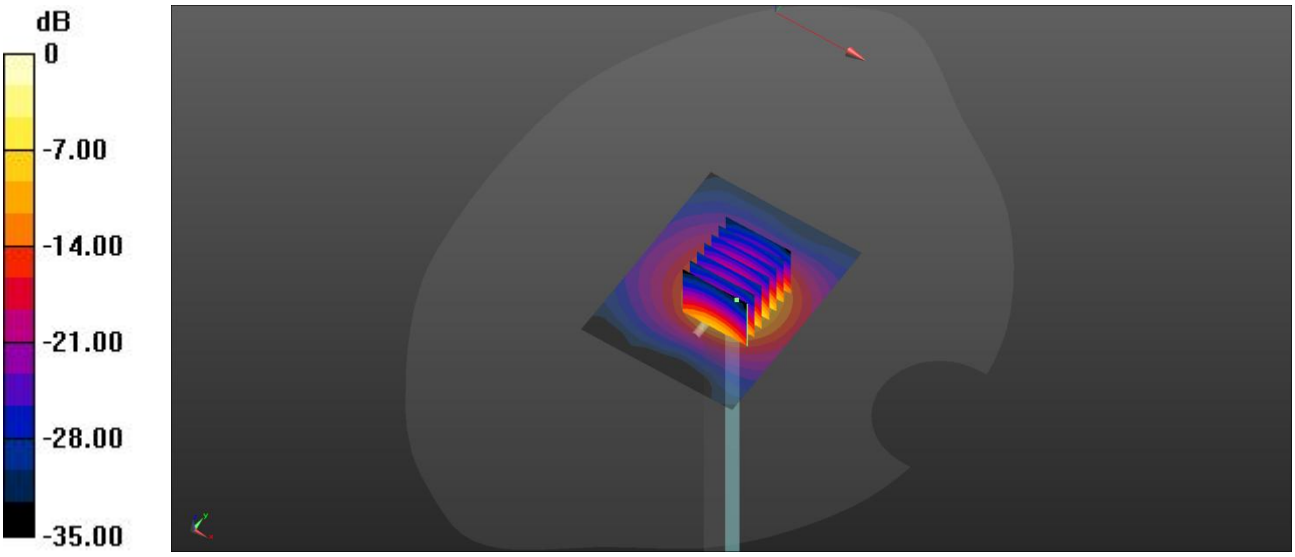

0 dB = 11.3 W/kg

System Check 3900

Date: 2026/1/15
Communication System Band: D3900 (3900.0 MHz); Frequency: 3900 MHz;Duty Cycle: 1:1
Medium parameters used: f = 3900 MHz; σ = 3.227 S/m; ε_r = 37.531; ρ = 1000 kg/m^3
Phantom section: Flat Section

Ambient Temperature:21.5℃ Liquid Temperature:20.3℃

DASY5 Configuration:

- Probe: EX3DV4 - SN3748; ConvF(5.98, 5.98, 5.98); Calibrated: 2025/4/24
- Sensor-Surface: 1.4mm (Mechanical Surface Detection)
- Electronics: DAE4 Sn540; Calibrated: 2025/4/21
- Phantom: Twin-SAM Right V5.0 (20deg probe tilt); Type: QD 000 P40 CD; Serial: 1857
- Measurement SW: DASY52, Version 52.10 (4); SEMCAD X Version 14.6.14 (7501)

CW3900/Area Scan (71x91x1): Interpolated grid: dx=1.000 mm, dy=1.000 mm
Maximum value of SAR (interpolated) = 8.57 W/kg

CW3900/Zoom Scan (7x7x8)/Cube 0: Measurement grid: dx=5mm, dy=5mm, dz=4mm
Reference Value = 40.87 V/m; Power Drift = -0.04 dB
Peak SAR (extrapolated) = 19.5 W/kg
SAR(1 g) = 6.84 W/kg; SAR(10 g) = 2.39 W/kg
Smallest distance from peaks to all points 3 dB below = 8 mm
Ratio of SAR at M2 to SAR at M1 = 41.9%
Maximum value of SAR (measured) = 12.4 W/kg

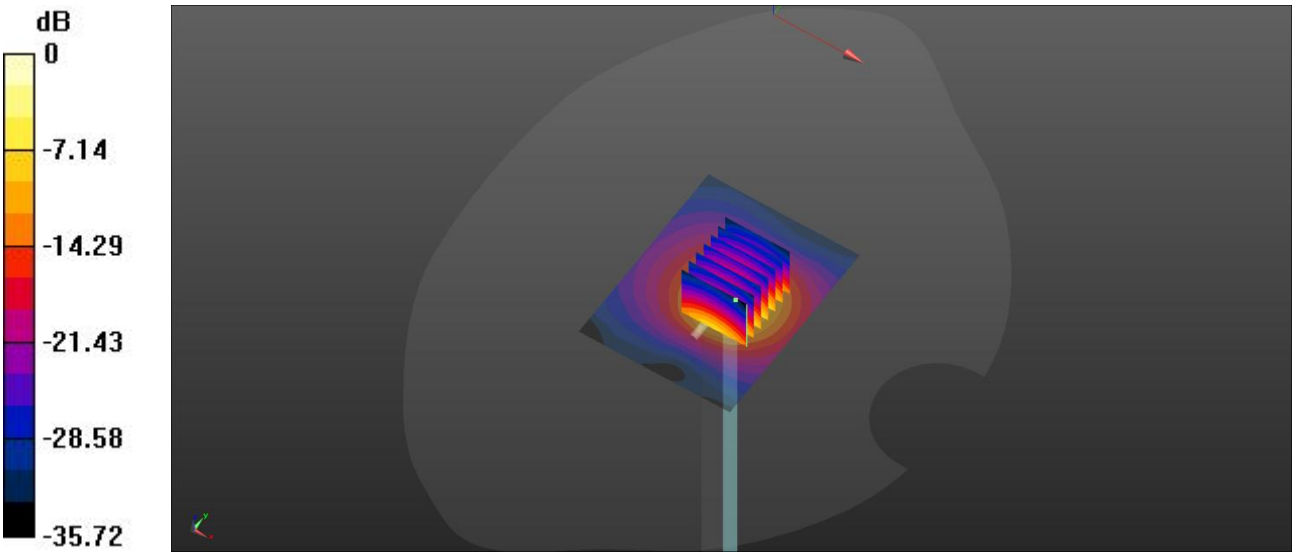

0 dB = 12.4 W/kg

System Check 5200

Date: 2026/1/17
Communication System Band: D5GHz (5000.0 - 6000.0 MHz); Frequency: 5200 MHz;Duty Cycle: 1:1
Medium parameters used: f = 5200 MHz; σ = 4.572 S/m; ε_r = 35.525; ρ = 1000 kg/m^3
Phantom section: Flat Section

Ambient Temperature:22.2℃ Liquid Temperature:21.1℃

DASY5 Configuration:

- Probe: EX3DV4 - SN3748; ConvF(5, 5, 5); Calibrated: 2025/4/24
- Sensor-Surface: 1.4mm (Mechanical Surface Detection)
- Electronics: DAE4 Sn540; Calibrated: 2025/4/21
- Phantom: Twin-SAM Right V5.0 (20deg probe tilt); Type: QD 000 P40 CD; Serial: 1857
- Measurement SW: DASY52, Version 52.10 (4); SEMCAD X Version 14.6.14 (7501)

CW5200/Area Scan (61x81x1): Interpolated grid: dx=1.000 mm, dy=1.000 mm
Maximum value of SAR (interpolated) = 16.9 W/kg

CW5200/Zoom Scan (7x7x12)/Cube 0: Measurement grid: dx=4mm, dy=4mm, dz=2mm
Reference Value = 30.51 V/m; Power Drift = -0.13 dB
Peak SAR (extrapolated) = 33.5 W/kg
SAR(1 g) = 7.98 W/kg; SAR(10 g) = 2.28 W/kg
Smallest distance from peaks to all points 3 dB below = 7.2 mm
Ratio of SAR at M2 to SAR at M1 = 53.6%
Maximum value of SAR (measured) = 16.7 W/kg

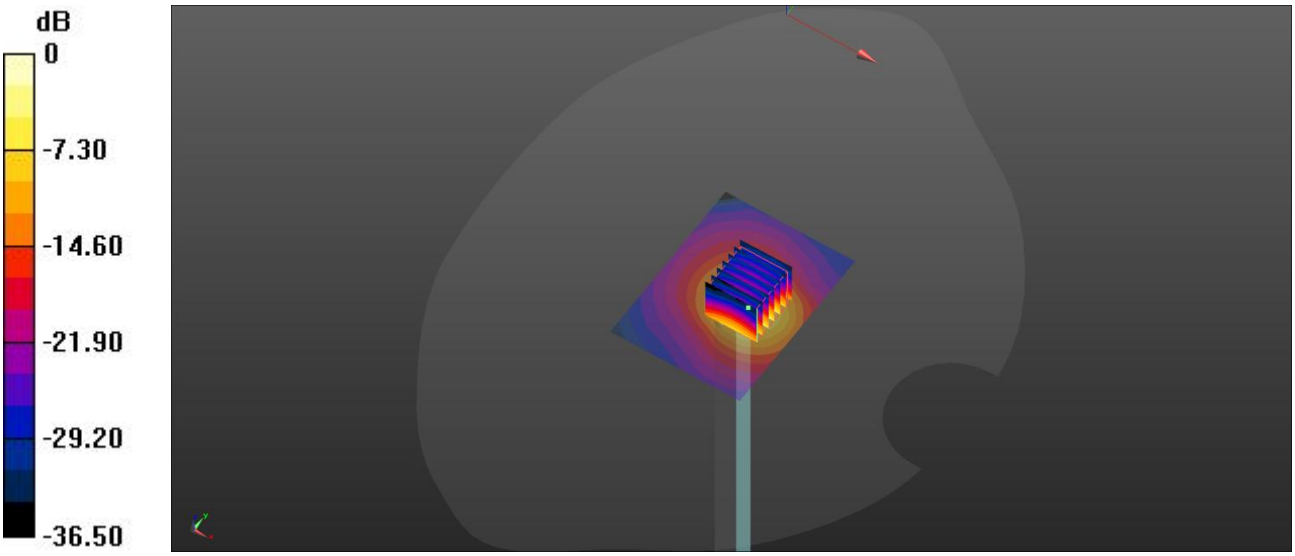

0 dB = 16.7 W/kg

System Check 5300

Date: 2026/1/18
Communication System Band: D5GHz (5000.0 - 6000.0 MHz); Frequency: 5300 MHz;Duty Cycle: 1:1
Medium parameters used: f = 5300 MHz; σ = 4.873 S/m; ε_r = 34.986; ρ = 1000 kg/m^3
Phantom section: Flat Section

Ambient Temperature:22.4℃ Liquid Temperature:21.3℃

DASY5 Configuration:

- Probe: EX3DV4 - SN3748; ConvF(4.85, 4.85, 4.85); Calibrated: 2025/4/24
- Sensor-Surface: 2mm (Mechanical Surface Detection)
- Electronics: DAE4 Sn540; Calibrated: 2025/4/21
- Phantom: Twin-SAM Right V5.0 (20deg probe tilt); Type: QD 000 P40 CD; Serial: 1857
- Measurement SW: DASY52, Version 52.10 (4); SEMCAD X Version 14.6.14 (7501)

CW 5300/Area Scan (61x81x1): Interpolated grid: dx=1.000 mm, dy=1.000 mm
Maximum value of SAR (interpolated) = 15.9 W/kg

CW 5300/Zoom Scan (7x7x12)/Cube 0: Measurement grid: dx=4mm, dy=4mm, dz=2mm
Reference Value = 39.30 V/m; Power Drift = -0.02 dB
Peak SAR (extrapolated) = 32.3 W/kg
SAR(1 g) = 7.61 W/kg; SAR(10 g) = 2.15 W/kg
Smallest distance from peaks to all points 3 dB below = 7.2 mm
Ratio of SAR at M2 to SAR at M1 = 53.4%
Maximum value of SAR (measured) = 15.9 W/kg

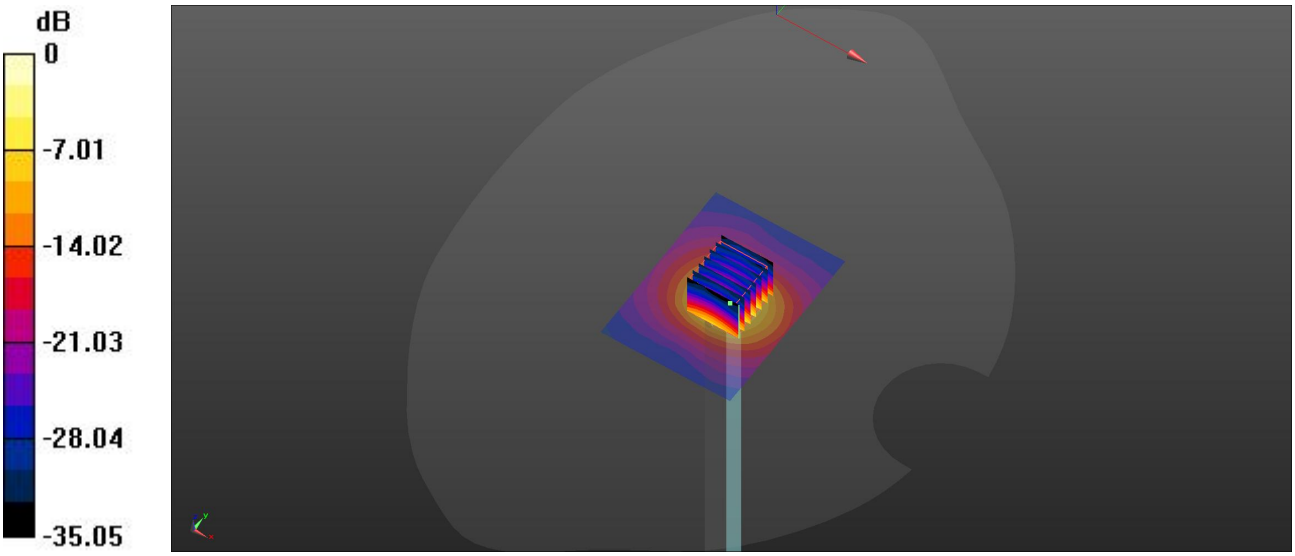

0 dB = 15.9 W/kg

System Check 5600

Date: 2026/1/19
Communication System Band: D5GHz (5000.0 - 6000.0 MHz); Frequency: 5600 MHz;Duty Cycle: 1:1
Medium parameters used: f = 5600 MHz; σ = 4.989 S/m; ε_r = 34.9; ρ = 1000 kg/m^3
Phantom section: Flat Section

Ambient Temperature:22.6℃ Liquid Temperature:21.4℃

DASY5 Configuration:

- Probe: EX3DV4 - SN3748; ConvF(4.39, 4.39, 4.39); Calibrated: 2025/4/24
- Sensor-Surface: 1.4mm (Mechanical Surface Detection)
- Electronics: DAE4 Sn540; Calibrated: 2025/4/21
- Phantom: Twin-SAM Right V5.0 (20deg probe tilt); Type: QD 000 P40 CD; Serial: 1857
- Measurement SW: DASY52, Version 52.10 (4); SEMCAD X Version 14.6.14 (7501)

CW5600/Area Scan (81x101x1): Interpolated grid: dx=1.000 mm, dy=1.000 mm
Maximum value of SAR (interpolated) = 17.3 W/kg

CW5600/Zoom Scan (7x7x12)/Cube 0: Measurement grid: dx=4mm, dy=4mm, dz=2mm
Reference Value = 16.21 V/m; Power Drift = -0.18 dB
Peak SAR (extrapolated) = 38.1 W/kg
SAR(1 g) = 8.21 W/kg; SAR(10 g) = 2.3 W/kg
Smallest distance from peaks to all points 3 dB below = 7.2 mm
Ratio of SAR at M2 to SAR at M1 = 50.3%
Maximum value of SAR (measured) = 17.7 W/kg

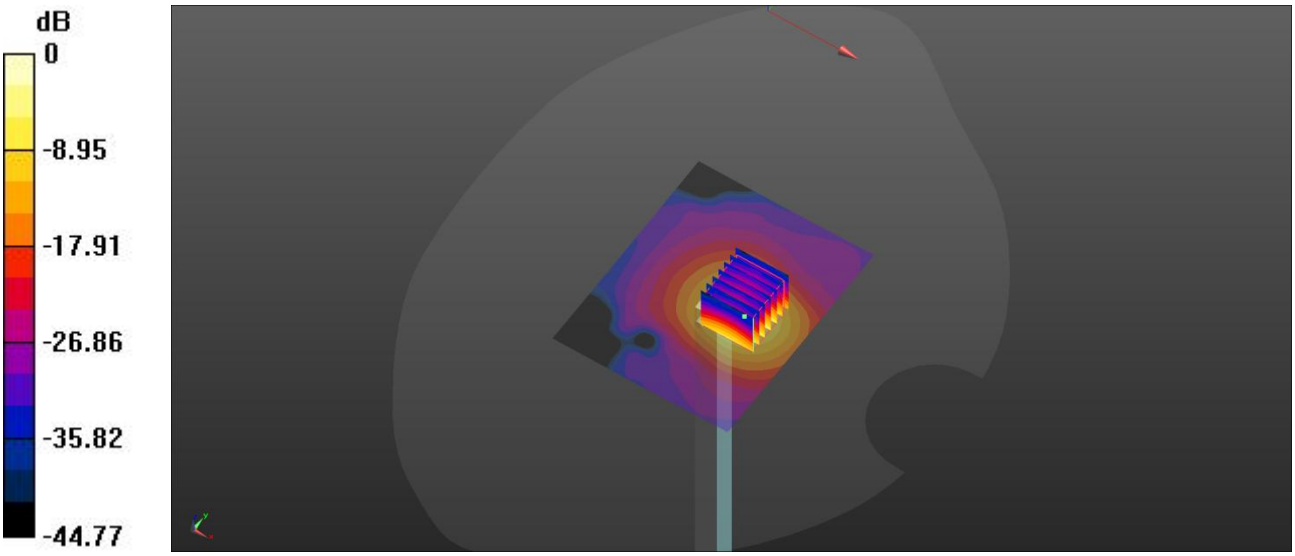

0 dB = 17.7 W/kg

System Check 5800

Date: 2026/1/20
Communication System Band: D5GHz (5000.0 - 6000.0 MHz); Frequency: 5800 MHz;Duty Cycle: 1:1
Medium parameters used: f = 5800 MHz; σ = 5.166 S/m; ε_r = 34.081; ρ = 1000 kg/m^3
Phantom section: Flat Section

Ambient Temperature:22.5℃ Liquid Temperature:21.3℃

DASY5 Configuration:

- Probe: EX3DV4 - SN3748; ConvF(4.41, 4.41, 4.41); Calibrated: 2025/4/24
- Sensor-Surface: 1.4mm (Mechanical Surface Detection)
- Electronics: DAE4 Sn540; Calibrated: 2025/4/21
- Phantom: Twin-SAM Right V5.0 (20deg probe tilt); Type: QD 000 P40 CD; Serial: 1857
- Measurement SW: DASY52, Version 52.10 (4); SEMCAD X Version 14.6.14 (7501)

CW5800/Area Scan (81x101x1): Interpolated grid: dx=1.000 mm, dy=1.000 mm
Maximum value of SAR (interpolated) = 16.6 W/kg

CW5800/Zoom Scan (7x7x12)/Cube 0: Measurement grid: dx=4mm, dy=4mm, dz=2mm
Reference Value = 15.70 V/m; Power Drift = -0.15 dB
Peak SAR (extrapolated) = 37.7 W/kg
SAR(1 g) = 7.82 W/kg; SAR(10 g) = 2.19 W/kg
Smallest distance from peaks to all points 3 dB below = 7.8 mm
Ratio of SAR at M2 to SAR at M1 = 49%
Maximum value of SAR (measured) = 16.9 W/kg

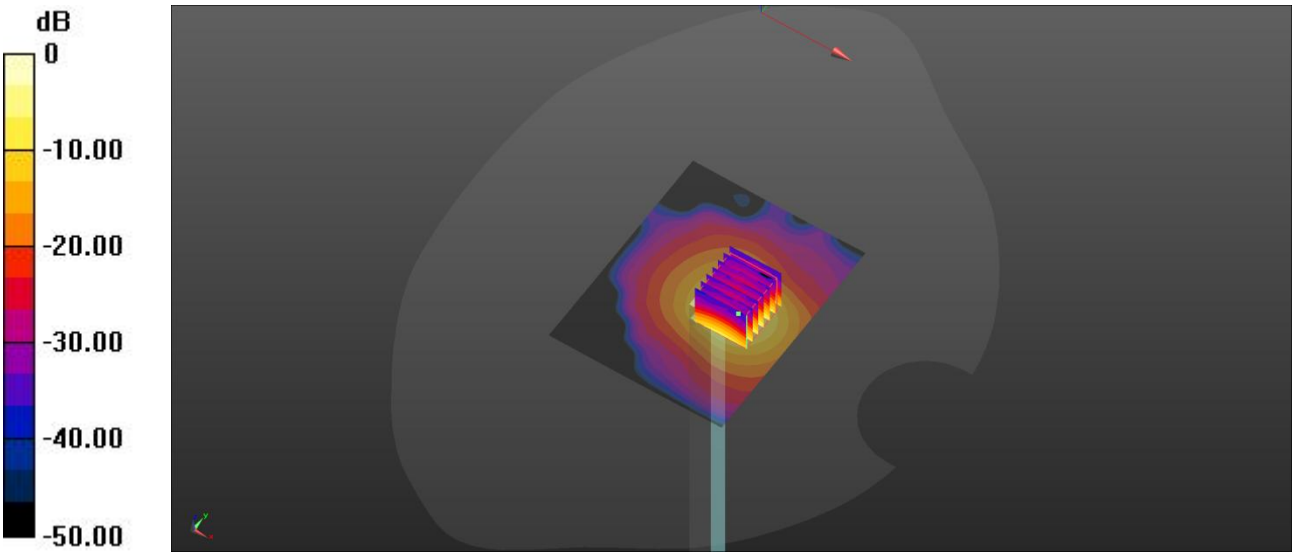

0 dB = 16.9 W/kg