| |
|---|
| **Annex A: System Check** |
| **Tested Model : X6896** |
| **Report Number:**<br>**WSCT-ANAB-R&E260400031A-SAR** |

.

## Measurement Report for Device, , , UID 0 -, Channel 0 (750.000MHz)

### Device under Test Properties

| Model, Manufacturer | Dimensions [mm] | IMEI | DUT Type |
|---|---|---|---|
| Device, | 50.0 x 10.0 x 8.0 | | Dipole |

### Exposure Conditions

| Phantom Section, TSL | Position, Test Distance [mm] | Band | Group, UID | Frequency [MHz], Channel Number | Conversion Factor | TSL Conductivity [S/m] | TSL Permittivity |
|---|---|---|---|---|---|---|---|
| Flat, Head Simulating Liquid | , | | CW, 0-- | 750.000, 0 | 9.16 | 0.885 | 43.9 |

### Hardware Setup

| Phantom | TSL, Measured Date | Probe, Calibration Date | DAE, Calibration Date |
|---|---|---|---|
| Twin-SAM V5.0 (30deg probe tilt) - 2243 | HBBL-600-10000 Charge:xxxx, -- | EX3DV4 - SN7951, 2025-09-10 | DAE4ip Sn1921, 2025-09-04 |

### Scan Setup

| | Area Scan | Zoom Scan |
|---|---|---|
| Grid Extents [mm] | 40.0 x 90.0 | 30.0 x 30.0 x 30.0 |
| Grid Steps [mm] | 10.0 x 15.0 | 6.0 x 6.0 x 1.5 |
| Sensor Surface [mm] | 3.0 | 1.4 |
| Graded Grid | N/A | Yes |
| Grading Ratio | N/A | 1.5 |
| MAIA | N/A | N/A |
| Surface Detection | VMS + 6p | VMS + 6p |
| Scan Method | Measured | Measured |

### Measurement Results

| | Area Scan | Zoom Scan |
|---|---|---|
| Date | 2026-04-13 | 2026-04-13 |
| psSAR1g [W/kg] | 0.853 | 0.858 |
| psSAR10g [W/kg] | 0.573 | 0.570 |
| Power Drift [dB] | 0.00 | 0.01 |
| Power Scaling | Disabled | Disabled |
| Scaling Factor [dB] | | |
| TSL Correction | No correction | No correction |
| M2/M1 [%] | | 86.4 |
| Dist 3dB Peak [mm] | | 22.1 |

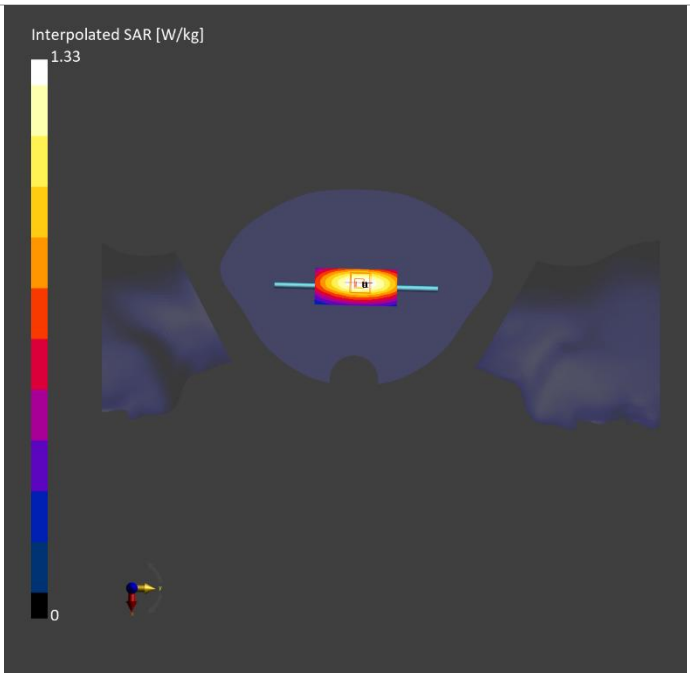

.

## Measurement Report for Device, , , UID 0 -, Channel 0 (835.000MHz)

### Device under Test Properties

| Model, Manufacturer | Dimensions [mm] | IMEI | DUT Type |
|---|---|---|---|
| Device, | 50.0 x 10.0 x 8.0 | | Dipole |

### Exposure Conditions

| Phantom Section, TSL | Position, Test Distance [mm] | Band | Group, UID | Frequency [MHz], Channel Number | Conversion Factor | TSL Conductivity [S/m] | TSL Permittivity |
|---|---|---|---|---|---|---|---|
| Flat, Head Simulating Liquid | , | | CW, 0-- | 835.000, 0 | 8.89 | 0.914 | 41.6 |

### Hardware Setup

| Phantom | TSL, Measured Date | Probe, Calibration Date | DAE, Calibration Date |
|---|---|---|---|
| Twin-SAM V5.0 (30deg probe tilt) - 2243 | HBBL-600-10000 Charge:xxxx, -- | EX3DV4 - SN7951, 2025-09-10 | DAE4ip Sn1921, 2025-09-04 |

### Scan Setup

| | Area Scan | Zoom Scan |
|---|---|---|
| Grid Extents [mm] | 40.0 x 90.0 | 30.0 x 30.0 x 30.0 |
| Grid Steps [mm] | 10.0 x 15.0 | 6.0 x 6.0 x 1.5 |
| Sensor Surface [mm] | 3.0 | 1.4 |
| Graded Grid | N/A | Yes |
| Grading Ratio | N/A | 1.5 |
| MAIA | N/A | N/A |
| Surface Detection | VMS + 6p | VMS + 6p |
| Scan Method | Measured | Measured |

### Measurement Results

| | Area Scan | Zoom Scan |
|---|---|---|
| Date | 2026-04-15 | 2026-04-15 |
| psSAR1g [W/kg] | 0.993 | 0.994 |
| psSAR10g [W/kg] | 0.653 | 0.655 |
| Power Drift [dB] | 0.01 | 0.02 |
| Power Scaling | Disabled | Disabled |
| Scaling Factor [dB] | | |
| TSL Correction | No correction | No correction |
| M2/M1 [%] | | 86.2 |
| Dist 3dB Peak [mm] | | 16.4 |

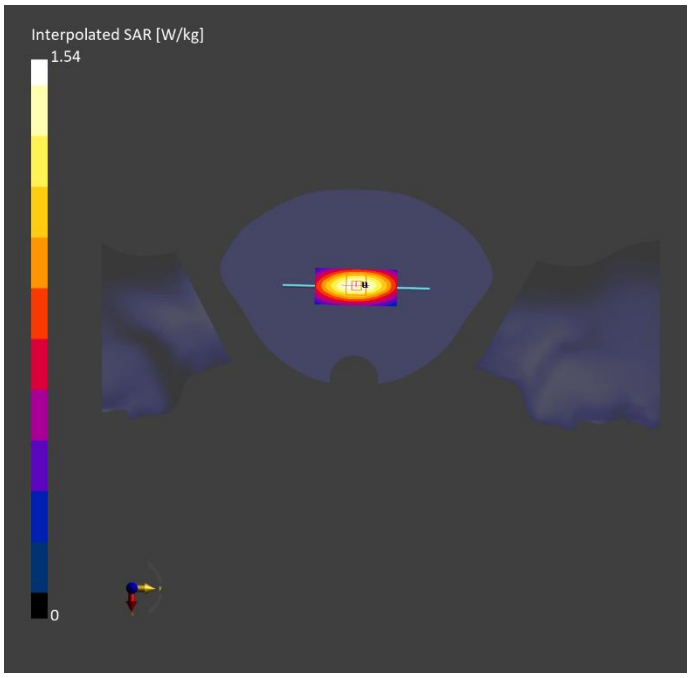

.

## Measurement Report for Device, , , UID 0 -, Channel 0 (1750.000MHz)

### Device under Test Properties

| Model, Manufacturer | Dimensions [mm] | IMEI | DUT Type |
|---|---|---|---|
| Device, | 50.0 x 10.0 x 8.0 | | Dipole |

### Exposure Conditions

| Phantom Section, TSL | Position, Test Distance [mm] | Band | Group, UID | Frequency [MHz], Channel Number | Conversion Factor | TSL Conductivity [S/m] | TSL Permittivity |
|---|---|---|---|---|---|---|---|
| Flat, Head Simulating Liquid | , | | CW, 0-- | 1750.000, 0 | 7.6 | 1.34 | 41.9 |

### Hardware Setup

| Phantom | TSL, Measured Date | Probe, Calibration Date | DAE, Calibration Date |
|---|---|---|---|
| Twin-SAM V5.0 (30deg probe tilt) - 2243 | HBBL-600-10000 Charge:xxxx, -- | EX3DV4 - SN7951, 2025-09-10 | DAE4ip Sn1921, 2025-09-04 |

### Scan Setup

| | Area Scan | Zoom Scan |
|---|---|---|
| Grid Extents [mm] | 40.0 x 90.0 | 30.0 x 30.0 x 30.0 |
| Grid Steps [mm] | 10.0 x 15.0 | 6.0 x 6.0 x 1.5 |
| Sensor Surface [mm] | 3.0 | 1.4 |
| Graded Grid | N/A | Yes |
| Grading Ratio | N/A | 1.5 |
| MAIA | N/A | N/A |
| Surface Detection | VMS + 6p | VMS + 6p |
| Scan Method | Measured | Measured |

### Measurement Results

| | Area Scan | Zoom Scan |
|---|---|---|
| Date | 2026-04-17 | 2026-04-17 |
| psSAR1g [W/kg] | 3.62 | 3.62 |
| psSAR10g [W/kg] | 1.92 | 1.95 |
| Power Drift [dB] | 0.01 | 0.00 |
| Power Scaling | Disabled | Disabled |
| Scaling Factor [dB] | | |
| TSL Correction | No correction | No correction |
| M2/M1 [%] | | 83.2 |
| Dist 3dB Peak [mm] | | 10.8 |

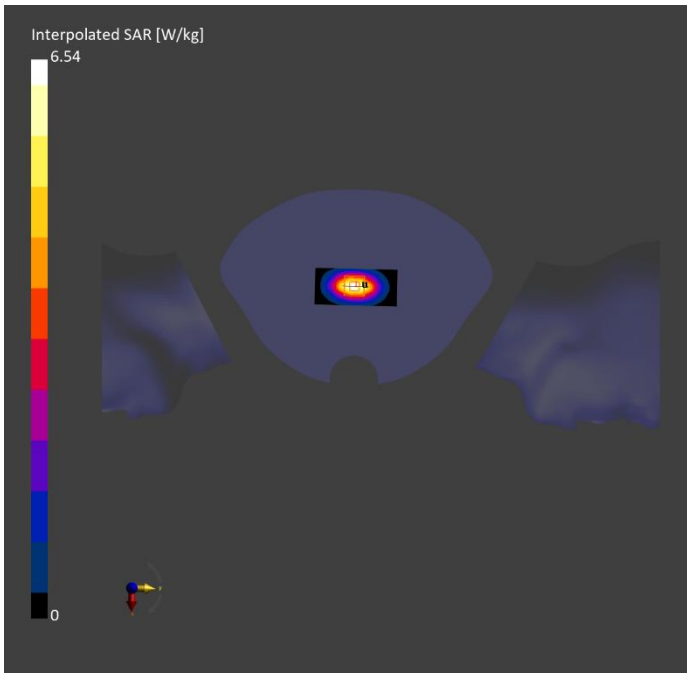

.

## Measurement Report for Device, , , UID 0 -, Channel 0 (1900.000MHz)

### Device under Test Properties

| Model, Manufacturer | Dimensions [mm] | IMEI | DUT Type |
|---|---|---|---|
| Device, | 50.0 x 10.0 x 8.0 | | Dipole |

### Exposure Conditions

| Phantom Section, TSL | Position, Test Distance [mm] | Band | Group, UID | Frequency [MHz], Channel Number | Conversion Factor | TSL Conductivity [S/m] | TSL Permittivity |
|---|---|---|---|---|---|---|---|
| Flat, Head Simulating Liquid | , | | CW, 0-- | 1900.000, 0 | 7.33 | 1.44 | 41.7 |

### Hardware Setup

| Phantom | TSL, Measured Date | Probe, Calibration Date | DAE, Calibration Date |
|---|---|---|---|
| Twin-SAM V5.0 (30deg probe tilt) - 2243 | HBBL-600-10000 Charge:xxxx, -- | EX3DV4 - SN7951, 2025-09-10 | DAE4ip Sn1921, 2025-09-04 |

### Scan Setup

| | Area Scan | Zoom Scan |
|---|---|---|
| Grid Extents [mm] | 40.0 x 90.0 | 30.0 x 30.0 x 30.0 |
| Grid Steps [mm] | 10.0 x 15.0 | 6.0 x 6.0 x 1.5 |
| Sensor Surface [mm] | 3.0 | 1.4 |
| Graded Grid | N/A | Yes |
| Grading Ratio | N/A | 1.5 |
| MAIA | N/A | N/A |
| Surface Detection | VMS + 6p | VMS + 6p |
| Scan Method | Measured | Measured |

### Measurement Results

| | Area Scan | Zoom Scan |
|---|---|---|
| Date | 2026-04-18 | 2026-04-18 |
| psSAR1g [W/kg] | 4.01 | 4.04 |
| psSAR10g [W/kg] | 2.10 | 2.11 |
| Power Drift [dB] | -0.01 | 0.02 |
| Power Scaling | Disabled | Disabled |
| Scaling Factor [dB] | | |
| TSL Correction | No correction | No correction |
| M2/M1 [%] | | 83.0 |
| Dist 3dB Peak [mm] | | 9.6 |

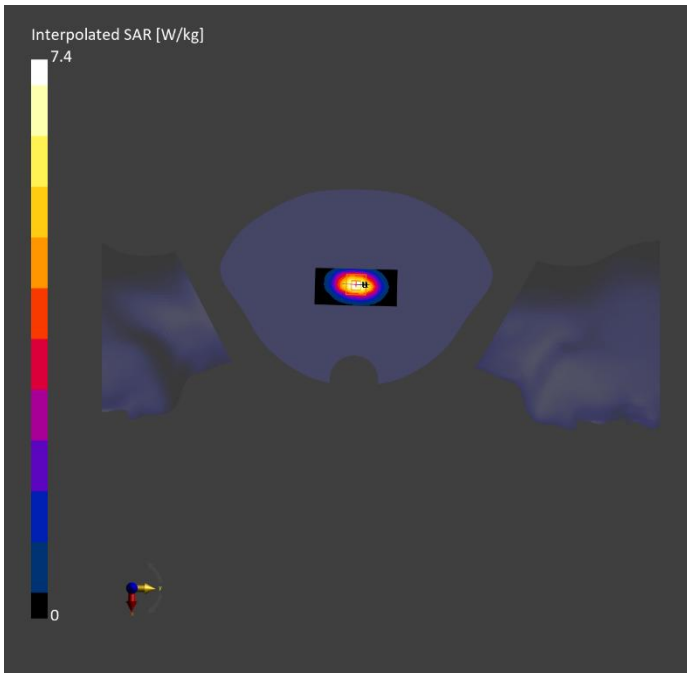

.

## Measurement Report for Device, , , UID 0 , Channel 0 (2450.000MHz)

### Device under Test Properties

| Model, Manufacturer | Dimensions [mm] | IMEI | DUT Type |
|---|---|---|---|
| Device, | 50.0 x 10.0 x 8.0 | | Dipole |

### Exposure Conditions

| Phantom Section, TSL | Position, Test Distance [mm] | Band | Group, UID | Frequency [MHz], Channel Number | Conversion Factor | TSL Conductivity [S/m] | TSL Permittivity |
|---|---|---|---|---|---|---|---|
| Flat, Head Simulating Liquid | , | | CW, 0-- | 2450.000, 0 | 6.94 | 1.82 | 41.0 |

### Hardware Setup

| Phantom | TSL, Measured Date | Probe, Calibration Date | DAE, Calibration Date |
|---|---|---|---|
| Twin-SAM V5.0 (30deg probe tilt) - 2243 | HBBL-600-10000 Charge:xxxx, | EX3DV4 - SN7951, 2025-09-10 | DAE4ip Sn1921, 2025-09-04 |

### Scan Setup

| | Area Scan | Zoom Scan |
|---|---|---|
| Grid Extents [mm] | 40.0 x 80.0 | 30.0 x 30.0 x 30.0 |
| Grid Steps [mm] | 10.0 x 10.0 | 5.0 x 5.0 x 1.5 |
| Sensor Surface [mm] | 3.0 | 1.4 |
| Graded Grid | N/A | Yes |
| Grading Ratio | N/A | 1.5 |
| MAIA | N/A | N/A |
| Surface Detection | VMS + 6p | VMS + 6p |
| Scan Method | Measured | Measured |

### Measurement Results

| | Area Scan | Zoom Scan |
|---|---|---|
| Date | 2026-04-20 | 2026-04-20 |
| psSAR1g [W/kg] | 5.18 | 5.36 |
| psSAR10g [W/kg] | 2.40 | 2.52 |
| Power Drift [dB] | -0.06 | 0.03 |
| Power Scaling | Disabled | Disabled |
| Scaling Factor [dB] | | |
| TSL Correction | No correction | No correction |
| M2/M1 [%] | | 83.4 |
| Dist 3dB Peak [mm] | | 9.0 |

### Warning(s) / Error(s)

| Details | Area Scan | Zoom Scan |
|---|---|---|
| Warning(s) | | |
| Error(s) | | |



.

## Measurement Report for Device, , , UID 0 -, Channel 0 (2550.000MHz)

### Device under Test Properties

| Model, Manufacturer | Dimensions [mm] | IMEI | DUT Type |
|---|---|---|---|
| Device, | 50.0 x 10.0 x 8.0 | | Dipole |

### Exposure Conditions

| Phantom Section, TSL | Position, Test Distance [mm] | Band | Group, UID | Frequency [MHz], Channel Number | Conversion Factor | TSL Conductivity [S/m] | TSL Permittivity |
|---|---|---|---|---|---|---|---|
| Flat, Head Simulating Liquid | , | | CW, 0-- | 2550.000, 0 | 6.94 | 1.90 | 40.8 |

### Hardware Setup

| Phantom | TSL, Measured Date | Probe, Calibration Date | DAE, Calibration Date |
|---|---|---|---|
| Twin-SAM V5.0 (30deg probe tilt) - 2243 | HBBL-600-10000 Charge:xxxx, -- | EX3DV4 - SN7951, 2025-09-10 | DAE4ip Sn1921, 2025-09-04 |

### Scan Setup

| | Area Scan | Zoom Scan |
|---|---|---|
| Grid Extents [mm] | 40.0 x 80.0 | 30.0 x 30.0 x 30.0 |
| Grid Steps [mm] | 10.0 x 10.0 | 5.0 x 5.0 x 1.5 |
| Sensor Surface [mm] | 3.0 | 1.4 |
| Graded Grid | N/A | Yes |
| Grading Ratio | N/A | 1.5 |
| MAIA | N/A | N/A |
| Surface Detection | VMS + 6p | VMS + 6p |
| Scan Method | Measured | Measured |

### Measurement Results

| | Area Scan | Zoom Scan |
|---|---|---|
| Date | 2026-04-22 | 2026-04-22 |
| psSAR1g [W/kg] | 5.48 | 5.58 |
| psSAR10g [W/kg] | 2.53 | 2.56 |
| Power Drift [dB] | 0.00 | 0.01 |
| Power Scaling | Disabled | Disabled |
| Scaling Factor [dB] | | |
| TSL Correction | No correction | No correction |
| M2/M1 [%] | | 80.5 |
| Dist 3dB Peak [mm] | | 9.0 |

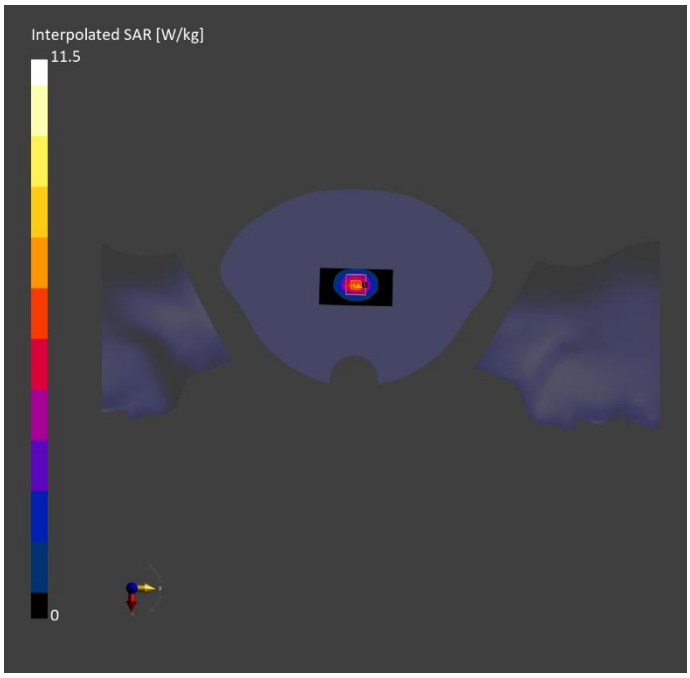

.

## Measurement Report for Device, , , UID 0 , Channel 0 (2600.000MHz)

### Device under Test Properties

| Model, Manufacturer | Dimensions [mm] | IMEI | DUT Type |
|---|---|---|---|
| Device, | 50.0 x 10.0 x 8.0 | | Dipole |

### Exposure Conditions

| Phantom Section, TSL | Position, Test Distance [mm] | Band | Group, UID | Frequency [MHz], Channel Number | Conversion Factor | TSL Conductivity [S/m] | TSL Permittivity |
|---|---|---|---|---|---|---|---|
| Flat, Head Simulating Liquid | , | | CW, 0-- | 2600.000, 0 | 6.79 | 1.94 | 40.7 |

### Hardware Setup

| Phantom | TSL, Measured Date | Probe, Calibration Date | DAE, Calibration Date |
|---|---|---|---|
| Twin-SAM V5.0 (30deg probe tilt) - 2243 | HBBL-600-10000 Charge:xxxx, | EX3DV4 - SN7951, 2025-09-10 | DAE4ip Sn1921, 2025-09-04 |

### Scan Setup

| | Area Scan | Zoom Scan |
|---|---|---|
| Grid Extents [mm] | 40.0 x 80.0 | 30.0 x 30.0 x 30.0 |
| Grid Steps [mm] | 10.0 x 10.0 | 5.0 x 5.0 x 1.5 |
| Sensor Surface [mm] | 3.0 | 1.4 |
| Graded Grid | N/A | Yes |
| Grading Ratio | N/A | 1.5 |
| MAIA | N/A | N/A |
| Surface Detection | VMS + 6p | VMS + 6p |
| Scan Method | Measured | Measured |

### Measurement Results

| | Area Scan | Zoom Scan |
|---|---|---|
| Date | 2026-04-23 | 2026-04-23 |
| psSAR1g [W/kg] | 5.40 | 5.59 |
| psSAR10g [W/kg] | 2.43 | 2.56 |
| Power Drift [dB] | -0.05 | 0.04 |
| Power Scaling | Disabled | Disabled |
| Scaling Factor [dB] | | |
| TSL Correction | No correction | No correction |
| M2/M1 [%] | | 82.9 |
| Dist 3dB Peak [mm] | | 9.0 |

### Warning(s) / Error(s)

| Details | Area Scan | Zoom Scan |
|---|---|---|
| Warning(s) | | |
| Error(s) | | |



.

## Measurement Report for Device, , , UID 0 -, Channel 0 (3400.000MHz)

### Device under Test Properties

| Model, Manufacturer | Dimensions [mm] | IMEI | DUT Type |
|---|---|---|---|
| Device, | 50.0 x 10.0 x 8.0 | | Dipole |

### Exposure Conditions

| Phantom Section, TSL | Position, Test Distance [mm] | Band | Group, UID | Frequency [MHz], Channel Number | Conversion Factor | TSL Conductivity [S/m] | TSL Permittivity |
|---|---|---|---|---|---|---|---|
| Flat, Head Simulating Liquid | , | | CW, 0-- | 3400.000, 0 | 6.14 | 2.63 | 39.3 |

### Hardware Setup

| Phantom | TSL, Measured Date | Probe, Calibration Date | DAE, Calibration Date |
|---|---|---|---|
| Twin-SAM V5.0 (30deg probe tilt) - 2243 | HBBL-600-10000 Charge:xxxx, -- | EX3DV4 - SN7951, 2025-09-10 | DAE4ip Sn1921, 2025-09-04 |

### Scan Setup

| | Area Scan | Zoom Scan |
|---|---|---|
| Grid Extents [mm] | 40.0 x 80.0 | 28.0 x 28.0 x 28.0 |
| Grid Steps [mm] | 10.0 x 10.0 | 5.0 x 5.0 x 1.4 |
| Sensor Surface [mm] | 3.0 | 1.4 |
| Graded Grid | N/A | Yes |
| Grading Ratio | N/A | 1.5 |
| MAIA | N/A | N/A |
| Surface Detection | VMS + 6p | VMS + 6p |
| Scan Method | Measured | Measured |

### Measurement Results

| | Area Scan | Zoom Scan |
|---|---|---|
| Date | 2026-04-25 | 2026-04-25 |
| psSAR1g [W/kg] | 7.11 | 7.25 |
| psSAR10g [W/kg] | 2.77 | 2.81 |
| Power Drift [dB] | -0.07 | 0.25 |
| Power Scaling | Disabled | Disabled |
| Scaling Factor [dB] | | |
| TSL Correction | No correction | No correction |
| M2/M1 [%] | | 76.2 |
| Dist 3dB Peak [mm] | | 8.1 |

### Warning(s) / Error(s)

| Details | Area Scan | Zoom Scan |
|---|---|---|
| Warning(s) | | Power drift exceeds warning threshold. |
| Error(s) | | |



.

## Measurement Report for Device, , , UID 0 -, Channel 0 (3500.000MHz)

### Device under Test Properties

| Model, Manufacturer | Dimensions [mm] | IMEI | DUT Type |
|---|---|---|---|
| Device, | 50.0 x 10.0 x 8.0 | | Dipole |

### Exposure Conditions

| Phantom Section, TSL | Position, Test Distance [mm] | Band | Group, UID | Frequency [MHz], Channel Number | Conversion Factor | TSL Conductivity [S/m] | TSL Permittivity |
|---|---|---|---|---|---|---|---|
| Flat, Head Simulating Liquid | , | | CW, 0-- | 3500.000, 0 | 6.22 | 2.72 | 39.2 |

### Hardware Setup

| Phantom | TSL, Measured Date | Probe, Calibration Date | DAE, Calibration Date |
|---|---|---|---|
| Twin-SAM V5.0 (30deg probe tilt) - 2243 | HBBL-600-10000 Charge:xxxx, -- | EX3DV4 - SN7951, 2025-09-10 | DAE4ip Sn1921, 2025-09-04 |

### Scan Setup

| | Area Scan | Zoom Scan |
|---|---|---|
| Grid Extents [mm] | 40.0 x 80.0 | 28.0 x 28.0 x 28.0 |
| Grid Steps [mm] | 10.0 x 10.0 | 5.0 x 5.0 x 1.4 |
| Sensor Surface [mm] | 3.0 | 1.4 |
| Graded Grid | N/A | Yes |
| Grading Ratio | N/A | 1.5 |
| MAIA | N/A | N/A |
| Surface Detection | VMS + 6p | VMS + 6p |
| Scan Method | Measured | Measured |

### Measurement Results

| | Area Scan | Zoom Scan |
|---|---|---|
| Date | 2026-04-27 | 2026-04-27 |
| psSAR1g [W/kg] | 6.11 | 6.28 |
| psSAR10g [W/kg] | 2.36 | 2.40 |
| Power Drift [dB] | 0.01 | 0.03 |
| Power Scaling | Disabled | Disabled |
| Scaling Factor [dB] | | |
| TSL Correction | No correction | No correction |
| M2/M1 [%] | | 75.3 |
| Dist 3dB Peak [mm] | | 8.1 |

### Warning(s) / Error(s)

| Details | Area Scan | Zoom Scan |
|---|---|---|
| Warning(s) | | |
| Error(s) | | |



.

## Measurement Report for Device, , , UID 0 -, Channel 0 (3700.000MHz)

### Device under Test Properties

| Model, Manufacturer | Dimensions [mm] | IMEI | DUT Type |
|---|---|---|---|
| Device, | 50.0 x 10.0 x 8.0 | | Dipole |

### Exposure Conditions

| Phantom Section, TSL | Position, Test Distance [mm] | Band | Group, UID | Frequency [MHz], Channel Number | Conversion Factor | TSL Conductivity [S/m] | TSL Permittivity |
|---|---|---|---|---|---|---|---|
| Flat, Head Simulating Liquid | , | | CW, 0-- | 3700.000, 0 | 6.24 | 2.90 | 38.9 |

### Hardware Setup

| Phantom | TSL, Measured Date | Probe, Calibration Date | DAE, Calibration Date |
|---|---|---|---|
| Twin-SAM V5.0 (30deg probe tilt) - 2243 | HBBL-600-10000 Charge:xxxx, -- | EX3DV4 - SN7951, 2025-09-10 | DAE4ip Sn1921, 2025-09-04 |

### Scan Setup

| | Area Scan | Zoom Scan |
|---|---|---|
| Grid Extents [mm] | 40.0 x 80.0 | 28.0 x 28.0 x 28.0 |
| Grid Steps [mm] | 10.0 x 10.0 | 5.0 x 5.0 x 1.4 |
| Sensor Surface [mm] | 3.0 | 1.4 |
| Graded Grid | N/A | Yes |
| Grading Ratio | N/A | 1.5 |
| MAIA | N/A | N/A |
| Surface Detection | VMS + 6p | VMS + 6p |
| Scan Method | Measured | Measured |

### Measurement Results

| | Area Scan | Zoom Scan |
|---|---|---|
| Date | 2026-04-28 | 2026-04-28 |
| psSAR1g [W/kg] | 6.09 | 6.37 |
| psSAR10g [W/kg] | 2.31 | 2.37 |
| Power Drift [dB] | 0.01 | 0.01 |
| Power Scaling | Disabled | Disabled |
| Scaling Factor [dB] | | |
| TSL Correction | No correction | No correction |
| M2/M1 [%] | | 74.1 |
| Dist 3dB Peak [mm] | | 8.0 |

### Warning(s) / Error(s)

| Details | Area Scan | Zoom Scan |
|---|---|---|
| Warning(s) | | |
| Error(s) | | |

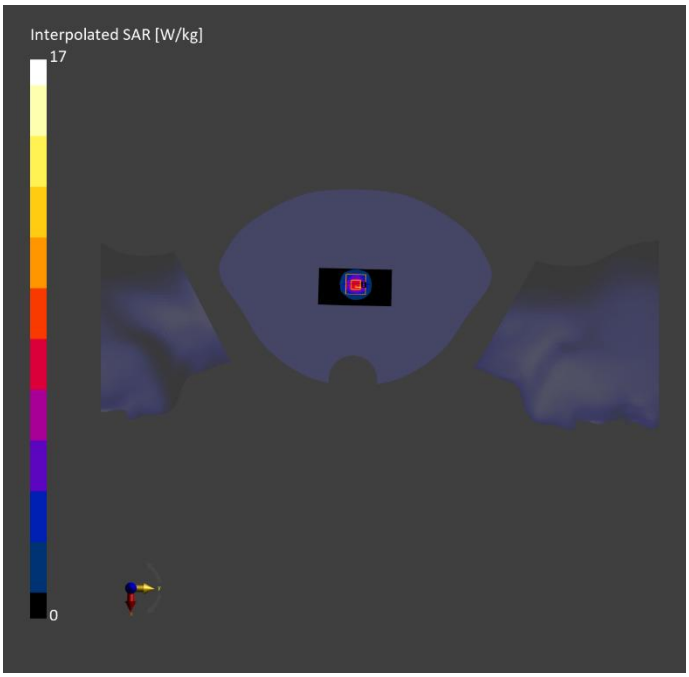

.

## Measurement Report for Device, , , UID 0 -, Channel 0 (3900.000MHz)

### Device under Test Properties

| Model, Manufacturer | Dimensions [mm] | IMEI | DUT Type |
|---|---|---|---|
| Device, | 50.0 x 10.0 x 8.0 | | Dipole |

### Exposure Conditions

| Phantom Section, TSL | Position, Test Distance [mm] | Band | Group, UID | Frequency [MHz], Channel Number | Conversion Factor | TSL Conductivity [S/m] | TSL Permittivity |
|---|---|---|---|---|---|---|---|
| Flat, Head Simulating Liquid | , | | CW, 0-- | 3900.000, 0 | 6.11 | 3.10 | 38.6 |

### Hardware Setup

| Phantom | TSL, Measured Date | Probe, Calibration Date | DAE, Calibration Date |
|---|---|---|---|
| Twin-SAM V5.0 (30deg probe tilt) - 2243 | HBBL-600-10000 Charge:xxxx, -- | EX3DV4 - SN7951, 2025-09-10 | DAE4ip Sn1921, 2025-09-04 |

### Scan Setup

| | Area Scan | Zoom Scan |
|---|---|---|
| Grid Extents [mm] | 40.0 x 80.0 | 28.0 x 28.0 x 28.0 |
| Grid Steps [mm] | 10.0 x 10.0 | 5.0 x 5.0 x 1.4 |
| Sensor Surface [mm] | 3.0 | 1.4 |
| Graded Grid | N/A | Yes |
| Grading Ratio | N/A | 1.5 |
| MAIA | N/A | N/A |
| Surface Detection | VMS + 6p | VMS + 6p |
| Scan Method | Measured | Measured |

### Measurement Results

| | Area Scan | Zoom Scan |
|---|---|---|
| Date | 2026-04-29 | 2026-04-29 |
| psSAR1g [W/kg] | 6.61 | 6.74 |
| psSAR10g [W/kg] | 2.34 | 2.38 |
| Power Drift [dB] | -0.05 | -0.06 |
| Power Scaling | Disabled | Disabled |
| Scaling Factor [dB] | | |
| TSL Correction | No correction | No correction |
| M2/M1 [%] | | 72.9 |
| Dist 3dB Peak [mm] | | 8.0 |

### Warning(s) / Error(s)

| Details | Area Scan | Zoom Scan |
|---|---|---|
| Warning(s) | | |
| Error(s) | | |



.

## Measurement Report for Device, , , UID 0 -, Channel 0 (5200.000MHz)

### Device under Test Properties

| Model, Manufacturer | Dimensions [mm] | IMEI | DUT Type |
|---|---|---|---|
| Device, | 50.0 x 10.0 x 8.0 | | Dipole |

### Exposure Conditions

| Phantom Section, TSL | Position, Test Distance [mm] | Band | Group, UID | Frequency [MHz], Channel Number | Conversion Factor | TSL Conductivity [S/m] | TSL Permittivity |
|---|---|---|---|---|---|---|---|
| Flat, Head Simulating Liquid | , | | CW, 0-- | 5200.000, 0 | 5.34 | 4.54 | 36.3 |

### Hardware Setup

| Phantom | TSL, Measured Date | Probe, Calibration Date | DAE, Calibration Date |
|---|---|---|---|
| Twin-SAM V5.0 (30deg probe tilt) - 2243 | HBBL-600-10000 Charge:xxxx, -- | EX3DV4 - SN7951, 2025-09-10 | DAE4ip Sn1921, 2025-09-04 |

### Scan Setup

| | Area Scan | Zoom Scan |
|---|---|---|
| Grid Extents [mm] | 40.0 x 80.0 | 22.0 x 22.0 x 22.0 |
| Grid Steps [mm] | 10.0 x 10.0 | 4.0 x 4.0 x 1.4 |
| Sensor Surface [mm] | 3.0 | 1.4 |
| Graded Grid | N/A | Yes |
| Grading Ratio | N/A | 1.4 |
| MAIA | N/A | N/A |
| Surface Detection | VMS + 6p | VMS + 6p |
| Scan Method | Measured | Measured |

### Measurement Results

| | Area Scan | Zoom Scan |
|---|---|---|
| Date | 2026-04-30 | 2026-04-30 |
| psSAR1g [W/kg] | 6.41 | 7.17 |
| psSAR10g [W/kg] | 1.91 | 2.07 |
| Power Drift [dB] | 0.02 | 0.01 |
| Power Scaling | Disabled | Disabled |
| Scaling Factor [dB] | | |
| TSL Correction | No correction | No correction |
| M2/M1 [%] | | 62.3 |
| Dist 3dB Peak [mm] | | 7.2 |

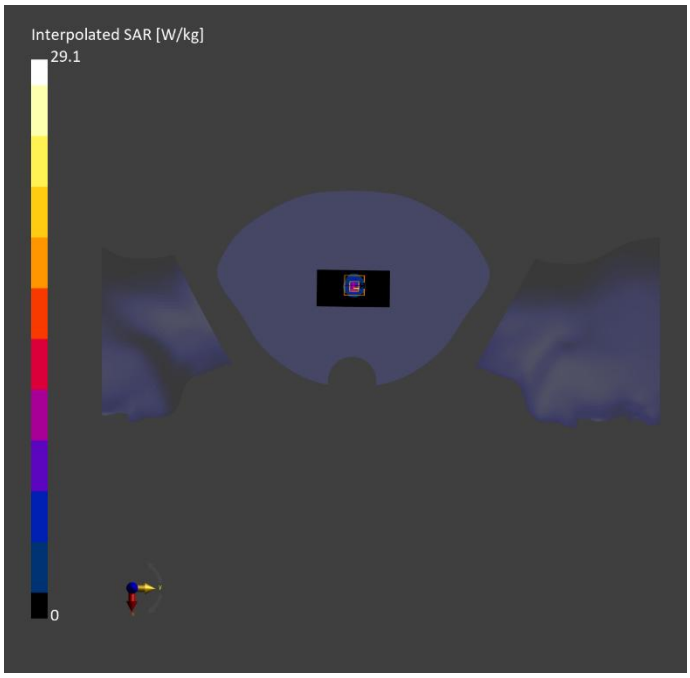

.

## Measurement Report for Device, , , UID 0 -, Channel 0 (5300.000MHz)

### Device under Test Properties

| Model, Manufacturer | Dimensions [mm] | IMEI | DUT Type |
|---|---|---|---|
| Device, | 50.0 x 10.0 x 8.0 | | Dipole |

### Exposure Conditions

| Phantom Section, TSL | Position, Test Distance [mm] | Band | Group, UID | Frequency [MHz], Channel Number | Conversion Factor | TSL Conductivity [S/m] | TSL Permittivity |
|---|---|---|---|---|---|---|---|
| Flat, Head Simulating Liquid | , | | CW, 0-- | 5300.000, 0 | 5.28 | 4.65 | 36.2 |

### Hardware Setup

| Phantom | TSL, Measured Date | Probe, Calibration Date | DAE, Calibration Date |
|---|---|---|---|
| Twin-SAM V5.0 (30deg probe tilt) - 2243 | HBBL-600-10000 Charge:xxxx, -- | EX3DV4 - SN7951, 2025-09-10 | DAE4ip Sn1921, 2025-09-04 |

### Scan Setup

| | Area Scan | Zoom Scan |
|---|---|---|
| Grid Extents [mm] | 40.0 x 80.0 | 22.0 x 22.0 x 22.0 |
| Grid Steps [mm] | 10.0 x 10.0 | 4.0 x 4.0 x 1.4 |
| Sensor Surface [mm] | 3.0 | 1.4 |
| Graded Grid | N/A | Yes |
| Grading Ratio | N/A | 1.4 |
| MAIA | N/A | N/A |
| Surface Detection | VMS + 6p | VMS + 6p |
| Scan Method | Measured | Measured |

### Measurement Results

| | Area Scan | Zoom Scan |
|---|---|---|
| Date | 2026-04-30 | 2026-04-30 |
| psSAR1g [W/kg] | 7.15 | 8.08 |
| psSAR10g [W/kg] | 2.09 | 2.31 |
| Power Drift [dB] | 0.01 | 0.08 |
| Power Scaling | Disabled | Disabled |
| Scaling Factor [dB] | | |
| TSL Correction | No correction | No correction |
| M2/M1 [%] | | 61.4 |
| Dist 3dB Peak [mm] | | 7.2 |



.

## Measurement Report for Device, , , UID 0 -, Channel 0 (5500.000MHz)

### Device under Test Properties

| Model, Manufacturer | Dimensions [mm] | IMEI | DUT Type |
|---|---|---|---|
| Device, | 50.0 x 10.0 x 8.0 | | Dipole |

### Exposure Conditions

| Phantom Section, TSL | Position, Test Distance [mm] | Band | Group, UID | Frequency [MHz], Channel Number | Conversion Factor | TSL Conductivity [S/m] | TSL Permittivity |
|---|---|---|---|---|---|---|---|
| Flat, Head Simulating Liquid | , | | CW, 0-- | 5500.000, 0 | 4.87 | 4.88 | 35.8 |

### Hardware Setup

| Phantom | TSL, Measured Date | Probe, Calibration Date | DAE, Calibration Date |
|---|---|---|---|
| Twin-SAM V5.0 (30deg probe tilt) - 2243 | HBBL-600-10000 Charge:xxxx, -- | EX3DV4 - SN7951, 2025-09-10 | DAE4ip Sn1921, 2025-09-04 |

### Scan Setup

| | Area Scan | Zoom Scan |
|---|---|---|
| Grid Extents [mm] | 40.0 x 80.0 | 22.0 x 22.0 x 22.0 |
| Grid Steps [mm] | 10.0 x 10.0 | 4.0 x 4.0 x 1.4 |
| Sensor Surface [mm] | 3.0 | 1.4 |
| Graded Grid | N/A | Yes |
| Grading Ratio | N/A | 1.4 |
| MAIA | N/A | N/A |
| Surface Detection | VMS + 6p | VMS + 6p |
| Scan Method | Measured | Measured |

### Measurement Results

| | Area Scan | Zoom Scan |
|---|---|---|
| Date | 2026-05-01 | 2026-05-01 |
| psSAR1g [W/kg] | 6.98 | 7.90 |
| psSAR10g [W/kg] | 2.03 | 2.25 |
| Power Drift [dB] | 0.03 | 0.02 |
| Power Scaling | Disabled | Disabled |
| Scaling Factor [dB] | | |
| TSL Correction | No correction | No correction |
| M2/M1 [%] | | 59.5 |
| Dist 3dB Peak [mm] | | 7.2 |

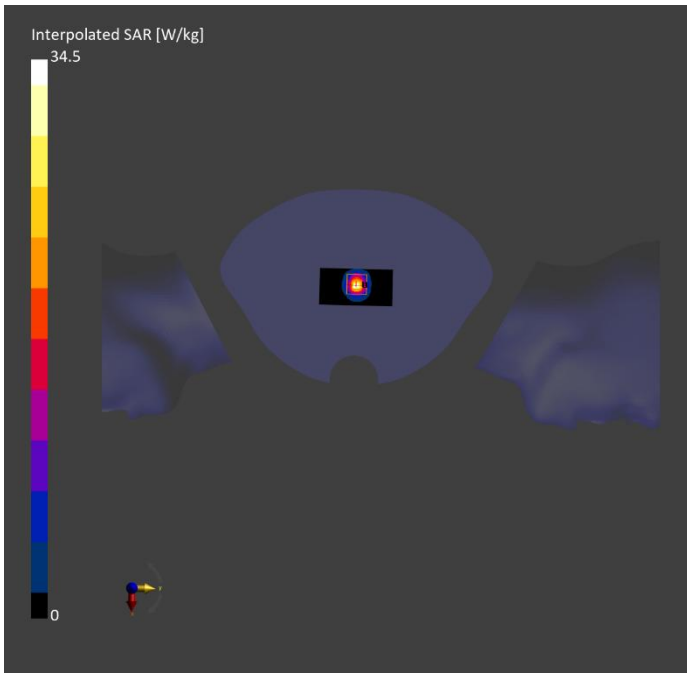

.

## Measurement Report for Device, , , UID 0 -, Channel 0 (5600.000MHz)

### Device under Test Properties

| Model, Manufacturer | Dimensions [mm] | IMEI | DUT Type |
|---|---|---|---|
| Device, | 50.0 x 10.0 x 8.0 | | Dipole |

### Exposure Conditions

| Phantom Section, TSL | Position, Test Distance [mm] | Band | Group, UID | Frequency [MHz], Channel Number | Conversion Factor | TSL Conductivity [S/m] | TSL Permittivity |
|---|---|---|---|---|---|---|---|
| Flat, Head Simulating Liquid | , | | CW, 0-- | 5600.000, 0 | 4.87 | 5.00 | 35.6 |

### Hardware Setup

| Phantom | TSL, Measured Date | Probe, Calibration Date | DAE, Calibration Date |
|---|---|---|---|
| Twin-SAM V5.0 (30deg probe tilt) - 2243 | HBBL-600-10000 Charge:xxxx, -- | EX3DV4 - SN7951, 2025-09-10 | DAE4ip Sn1921, 2025-09-04 |

### Scan Setup

| | Area Scan | Zoom Scan |
|---|---|---|
| Grid Extents [mm] | 40.0 x 80.0 | 22.0 x 22.0 x 22.0 |
| Grid Steps [mm] | 10.0 x 10.0 | 4.0 x 4.0 x 1.4 |
| Sensor Surface [mm] | 3.0 | 1.4 |
| Graded Grid | N/A | Yes |
| Grading Ratio | N/A | 1.4 |
| MAIA | N/A | N/A |
| Surface Detection | VMS + 6p | VMS + 6p |
| Scan Method | Measured | Measured |

### Measurement Results

| | Area Scan | Zoom Scan |
|---|---|---|
| Date | 2026-05-01 | 2026-05-01 |
| psSAR1g [W/kg] | 7.00 | 7.87 |
| psSAR10g [W/kg] | 2.04 | 2.24 |
| Power Drift [dB] | 0.02 | 0.01 |
| Power Scaling | Disabled | Disabled |
| Scaling Factor [dB] | | |
| TSL Correction | No correction | No correction |
| M2/M1 [%] | | 58.4 |
| Dist 3dB Peak [mm] | | 7.2 |

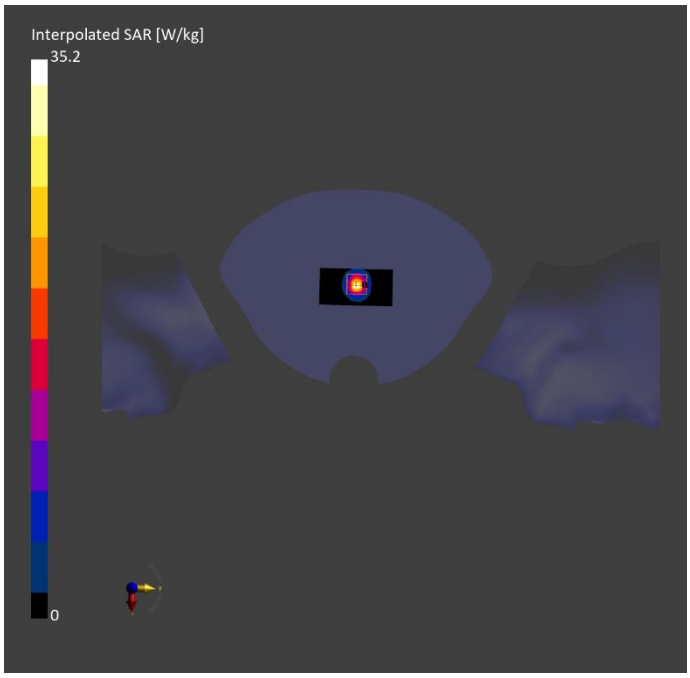

.

## Measurement Report for Device, , , UID 0 -, Channel 0 (5800.000MHz)

### Device under Test Properties

| Model, Manufacturer | Dimensions [mm] | IMEI | DUT Type |
|---|---|---|---|
| Device, | 50.0 x 10.0 x 8.0 | | Dipole |

### Exposure Conditions

| Phantom Section, TSL | Position, Test Distance [mm] | Band | Group, UID | Frequency [MHz], Channel Number | Conversion Factor | TSL Conductivity [S/m] | TSL Permittivity |
|---|---|---|---|---|---|---|---|
| Flat, Head Simulating Liquid | , | | CW, 0-- | 5800.000, 0 | 4.84 | 5.23 | 35.3 |

### Hardware Setup

| Phantom | TSL, Measured Date | Probe, Calibration Date | DAE, Calibration Date |
|---|---|---|---|
| Twin-SAM V5.0 (30deg probe tilt) - 2243 | HBBL-600-10000 Charge:xxxx, -- | EX3DV4 - SN7951, 2025-09-10 | DAE4ip Sn1921, 2025-09-04 |

### Scan Setup

| | Area Scan | Zoom Scan |
|---|---|---|
| Grid Extents [mm] | 40.0 x 80.0 | 22.0 x 22.0 x 22.0 |
| Grid Steps [mm] | 10.0 x 10.0 | 4.0 x 4.0 x 1.4 |
| Sensor Surface [mm] | 3.0 | 1.4 |
| Graded Grid | N/A | Yes |
| Grading Ratio | N/A | 1.4 |
| MAIA | N/A | N/A |
| Surface Detection | VMS + 6p | VMS + 6p |
| Scan Method | Measured | Measured |

### Measurement Results
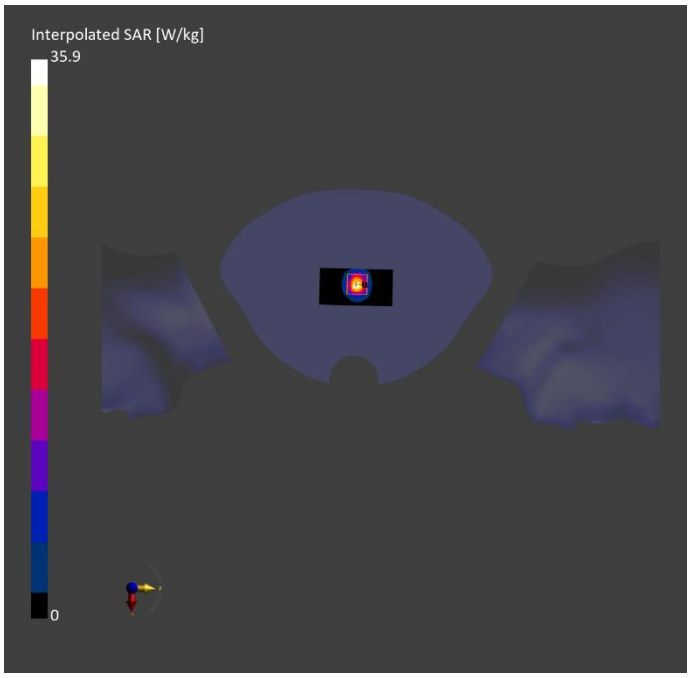
| | Area Scan | Zoom Scan |
|---|---|---|
| Date | 2026-05-02 | 2026-05-02 |
| psSAR1g [W/kg] | 6.76 | 7.76 |
| psSAR10g [W/kg] | 2.00 | 2.20 |
| Power Drift [dB] | 0.01 | 0.01 |
| Power Scaling | Disabled | Disabled |
| Scaling Factor [dB] | | |
| TSL Correction | No correction | No correction |
| M2/M1 [%] | | 56.9 |
| Dist 3dB Peak [mm] | | 7.6 |