Plot 1#:GSM 850_Mid_Head Left Cheek

DUT: Mobile Phone ; Type: X6528; Serial: 2CFS-1

Communication System: GSM; Frequency: 836.6 MHz;Duty Cycle: 1:8

Medium parameters used: f = 836.6 MHz; σ = 0.896 S/m; ε_r = 41.794; ρ = 1000 kg/m^3

Phantom section: Left Section

DASY5 Configuration:

- Probe: ES3DV3 - SN3157; ConvF(6.48, 6.48, 6.48) @ 836.6 MHz; Calibrated: 2023/4/10
- Sensor-Surface: 3mm (Mechanical Surface Detection)
- Electronics: DAE4 Sn1493; Calibrated: 2023/3/17
- Phantom: Twin SAM; Type: Twin SAM V5.0; Serial: TP:1412
- Measurement SW: DASY52, Version 52.10 (2); SEMCAD X Version 14.6.12 (7470)

Area Scan (8x9x1): Measurement grid: dx=15mm, dy=15mm

Maximum value of SAR (measured) = 0.495 W/kg

Zoom Scan (5x5x7)/Cube 0: Measurement grid: dx=8mm, dy=8mm, dz=5mm

Reference Value = 18.38 V/m; Power Drift = 0.01 dB

Peak SAR (extrapolated) = 0.704 W/kg

SAR(1 g) = 0.455 W/kg; SAR(10 g) = 0.299 W/kg

Maximum value of SAR (measured) = 0.528 W/kg

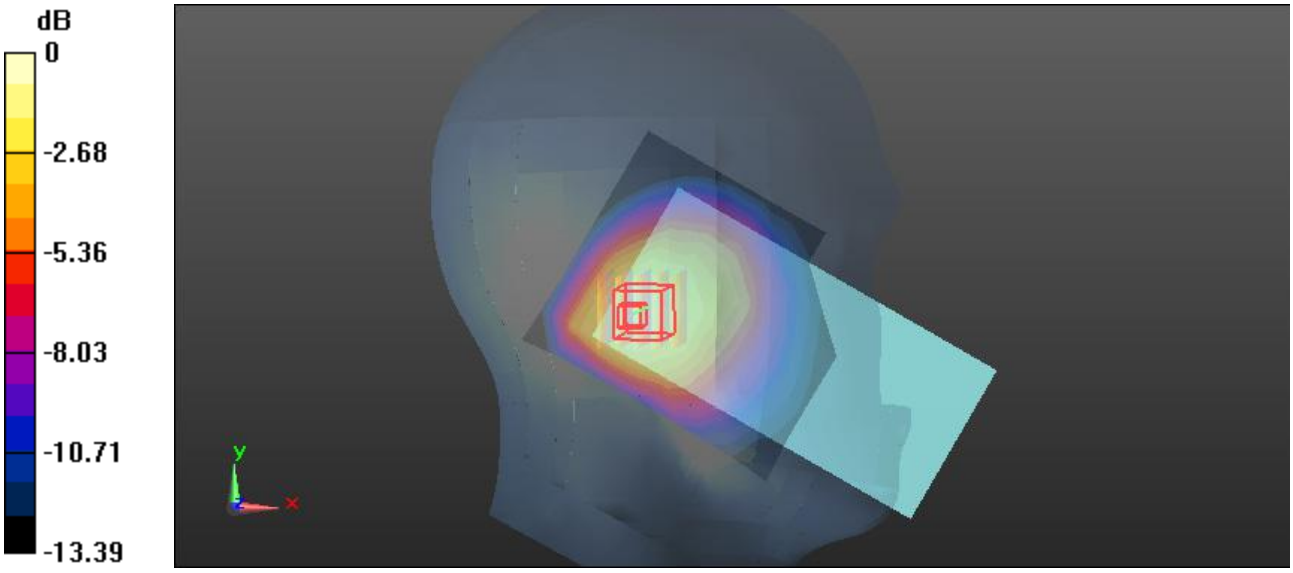

0 dB = 0.528 W/kg = -2.77 dBW/kg

Plot 2#:GSM 850_Mid_Head Left Tilt

DUT: Mobile Phone ; Type: X6528; Serial: 2CFS-1

Communication System: GSM; Frequency: 836.6 MHz;Duty Cycle: 1:8
Medium parameters used: f = 836.6 MHz; σ = 0.896 S/m; ε_r = 41.794; ρ = 1000 kg/m^3
Phantom section: Left Section

DASY5 Configuration:

- Probe: ES3DV3 - SN3157; ConvF(6.48, 6.48, 6.48) @ 836.6 MHz; Calibrated: 2023/4/10
- Sensor-Surface: 3mm (Mechanical Surface Detection)
- Electronics: DAE4 Sn1493; Calibrated: 2023/3/17
- Phantom: Twin SAM; Type: Twin SAM V5.0; Serial: TP:1412
- Measurement SW: DASY52, Version 52.10 (2); SEMCAD X Version 14.6.12 (7470)

Area Scan (8x9x1): Measurement grid: dx=15mm, dy=15mm
Maximum value of SAR (measured) = 0.454 W/kg

Zoom Scan (5x5x7)/Cube 0: Measurement grid: dx=8mm, dy=8mm, dz=5mm
Reference Value = 19.04 V/m; Power Drift = 0.03 dB
Peak SAR (extrapolated) = 0.704 W/kg
SAR(1 g) = 0.422 W/kg; SAR(10 g) = 0.256 W/kg
Maximum value of SAR (measured) = 0.496 W/kg

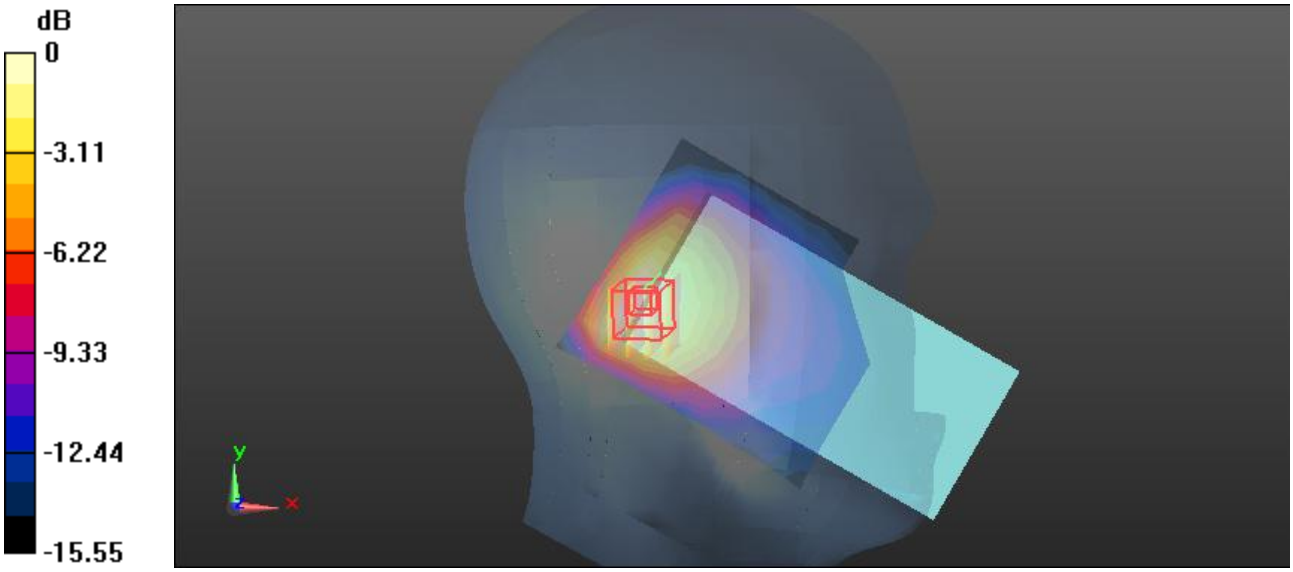

0 dB = 0.496 W/kg = -3.05 dBW/kg

Plot 3#:GSM 850_Mid_Head Right Cheek

DUT: Mobile Phone ; Type: X6528; Serial: 2CFS-1

Communication System: GSM; Frequency: 836.6 MHz;Duty Cycle: 1:8

Medium parameters used: f = 836.6 MHz; σ = 0.896 S/m; ε_r = 41.794; ρ = 1000 kg/m^3

Phantom section: Right Section

DASY5 Configuration:

- Probe: ES3DV3 - SN3157; ConvF(6.48, 6.48, 6.48) @ 836.6 MHz; Calibrated: 2023/4/10
- Sensor-Surface: 3mm (Mechanical Surface Detection)
- Electronics: DAE4 Sn1493; Calibrated: 2023/3/17
- Phantom: Twin SAM; Type: Twin SAM V5.0; Serial: TP:1412
- Measurement SW: DASY52, Version 52.10 (2); SEMCAD X Version 14.6.12 (7470)

Area Scan (8x9x1): Measurement grid: dx=15mm, dy=15mm

Maximum value of SAR (measured) = 0.387 W/kg

Zoom Scan (5x5x7)/Cube 0: Measurement grid: dx=8mm, dy=8mm, dz=5mm

Reference Value = 15.10 V/m; Power Drift = -0.08 dB

Peak SAR (extrapolated) = 0.690 W/kg

SAR(1 g) = 0.339 W/kg; SAR(10 g) = 0.183 W/kg

Maximum value of SAR (measured) = 0.447 W/kg



0 dB = 0.447 W/kg = -3.50 dBW/kg

Plot 4#:GSM 850_Mid_Head Right Tilt

DUT: Mobile Phone ; Type: X6528; Serial: 2CFS-1

Communication System: GSM; Frequency: 836.6 MHz;Duty Cycle: 1:8

Medium parameters used: f = 836.6 MHz; σ = 0.896 S/m; ε_r = 41.794; ρ = 1000 kg/m^3

Phantom section: Right Section

DASY5 Configuration:

- Probe: ES3DV3 - SN3157; ConvF(6.48, 6.48, 6.48) @ 836.6 MHz; Calibrated: 2023/4/10
- Sensor-Surface: 3mm (Mechanical Surface Detection)
- Electronics: DAE4 Sn1493; Calibrated: 2023/3/17
- Phantom: Twin SAM; Type: Twin SAM V5.0; Serial: TP:1412
- Measurement SW: DASY52, Version 52.10 (2); SEMCAD X Version 14.6.12 (7470)

Area Scan (8x9x1): Measurement grid: dx=15mm, dy=15mm

Maximum value of SAR (measured) = 0.518 W/kg

Zoom Scan (5x5x7)/Cube 0: Measurement grid: dx=8mm, dy=8mm, dz=5mm

Reference Value = 14.24 V/m; Power Drift = -0.08 dB

Peak SAR (extrapolated) = 0.913 W/kg

SAR(1 g) = 0.381 W/kg; SAR(10 g) = 0.193 W/kg

Maximum value of SAR (measured) = 0.504 W/kg



0 dB = 0.504 W/kg = -2.98 dBW/kg

Plot 5#:GSM 850_Mid_Body Worn Front

DUT: Mobile Phone ; Type: X6528; Serial: 2CFS-1

Communication System: GSM; Frequency: 836.6 MHz;Duty Cycle: 1:8

Medium parameters used: f = 836.6 MHz; σ = 0.896 S/m; ε_r = 41.794; ρ = 1000 kg/m^3

Phantom section: Flat Section

DASY5 Configuration:

- Probe: ES3DV3 - SN3157; ConvF(6.48, 6.48, 6.48) @ 836.6 MHz; Calibrated: 2023/4/10
- Sensor-Surface: 3mm (Mechanical Surface Detection)
- Electronics: DAE4 Sn1493; Calibrated: 2023/3/17
- Phantom: Twin SAM; Type: Twin SAM V5.0; Serial: TP:1412
- Measurement SW: DASY52, Version 52.10 (2); SEMCAD X Version 14.6.12 (7470)

Area Scan (8x14x1): Measurement grid: dx=15mm, dy=15mm

Maximum value of SAR (measured) = 0.167 W/kg

Zoom Scan (5x5x7)/Cube 0: Measurement grid: dx=8mm, dy=8mm, dz=5mm

Reference Value = 7.383 V/m; Power Drift = 0.11 dB

Peak SAR (extrapolated) = 0.222 W/kg

SAR(1 g) = 0.148 W/kg; SAR(10 g) = 0.099 W/kg

Maximum value of SAR (measured) = 0.172 W/kg

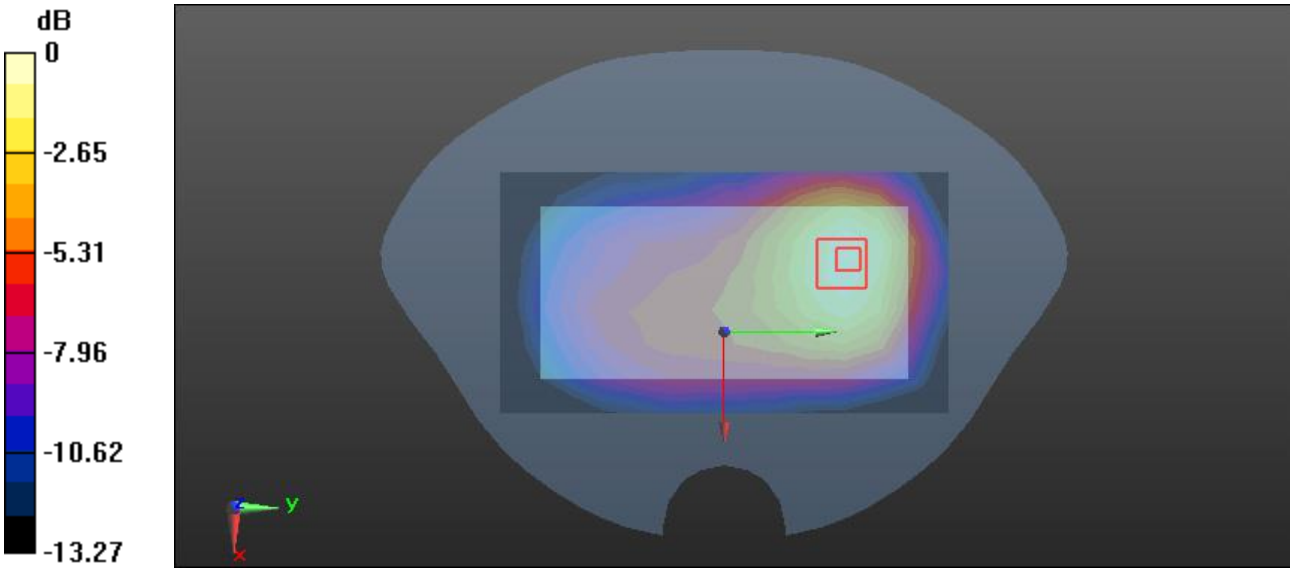

0 dB = 0.172 W/kg = -7.64 dBW/kg

Plot 6#:GSM 850_Mid_Body Worn Back

DUT: Mobile Phone ; Type: X6528; Serial: 2CFS-1

Communication System: GSM; Frequency: 836.6 MHz;Duty Cycle: 1:8

Medium parameters used: f = 836.6 MHz; σ = 0.896 S/m; ε_r = 41.794; ρ = 1000 kg/m^3

Phantom section: Flat Section

DASY5 Configuration:

- Probe: ES3DV3 - SN3157; ConvF(6.48, 6.48, 6.48) @ 836.6 MHz; Calibrated: 2023/4/10
- Sensor-Surface: 3mm (Mechanical Surface Detection)
- Electronics: DAE4 Sn1493; Calibrated: 2023/3/17
- Phantom: Twin SAM; Type: Twin SAM V5.0; Serial: TP:1412
- Measurement SW: DASY52, Version 52.10 (2); SEMCAD X Version 14.6.12 (7470)

Area Scan (8x14x1): Measurement grid: dx=15mm, dy=15mm

Maximum value of SAR (measured) = 0.177 W/kg

Zoom Scan (5x5x7)/Cube 0: Measurement grid: dx=8mm, dy=8mm, dz=5mm

Reference Value = 9.474 V/m; Power Drift = -0.19 dB

Peak SAR (extrapolated) = 0.245 W/kg

SAR(1 g) = 0.129 W/kg; SAR(10 g) = 0.083 W/kg

Maximum value of SAR (measured) = 0.179 W/kg

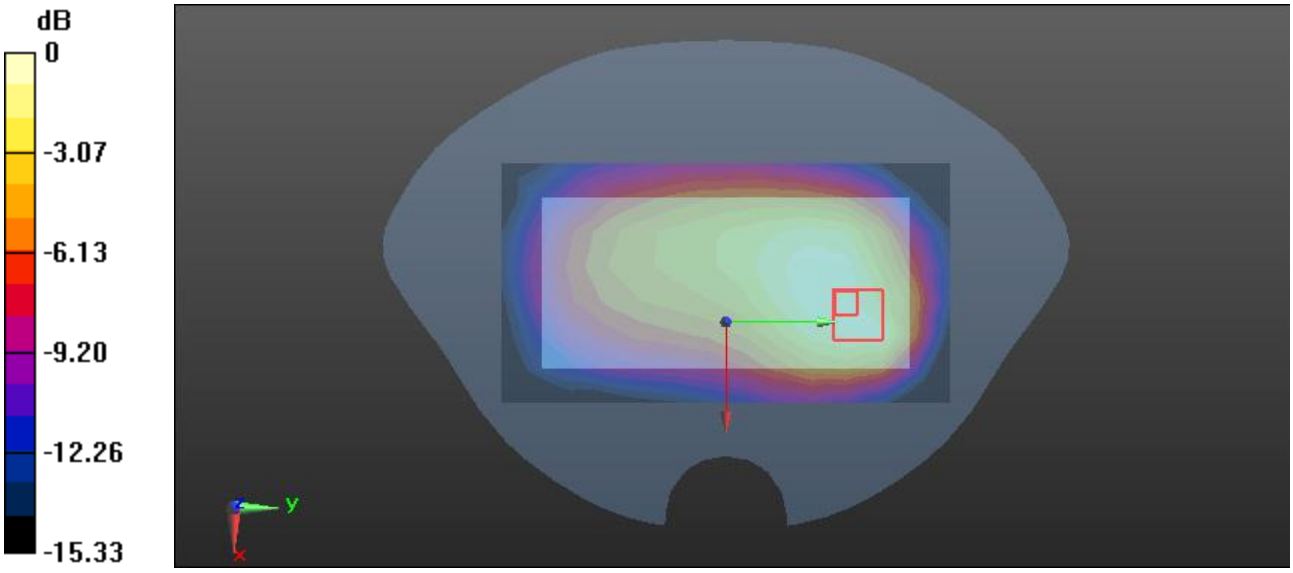

0 dB = 0.179 W/kg = -7.47 dBW/kg

Plot 7#:GSM 850_Mid_Body Front

DUT: Mobile Phone ; Type: X6528; Serial: 2CFS-1

Communication System: Generic GPRS-2 slots; Frequency: 836.6 MHz;Duty Cycle: 1:4
Medium parameters used: f = 836.6 MHz; σ = 0.896 S/m; ε_r = 41.794; ρ = 1000 kg/m^3
Phantom section: Flat Section

DASY5 Configuration:

- Probe: ES3DV3 - SN3157; ConvF(6.48, 6.48, 6.48) @ 836.6 MHz; Calibrated: 2023/4/10
- Sensor-Surface: 3mm (Mechanical Surface Detection)
- Electronics: DAE4 Sn1493; Calibrated: 2023/3/17
- Phantom: Twin SAM; Type: Twin SAM V5.0; Serial: TP:1412
- Measurement SW: DASY52, Version 52.10 (2); SEMCAD X Version 14.6.12 (7470)

Area Scan (8x14x1): Measurement grid: dx=15mm, dy=15mm
Maximum value of SAR (measured) = 0.167 W/kg

Zoom Scan (6x6x7)/Cube 0: Measurement grid: dx=8mm, dy=8mm, dz=5mm
Reference Value = 7.657 V/m; Power Drift = 0.10 dB
Peak SAR (extrapolated) = 0.242 W/kg
SAR(1 g) = 0.146 W/kg; SAR(10 g) = 0.097 W/kg
Maximum value of SAR (measured) = 0.167 W/kg

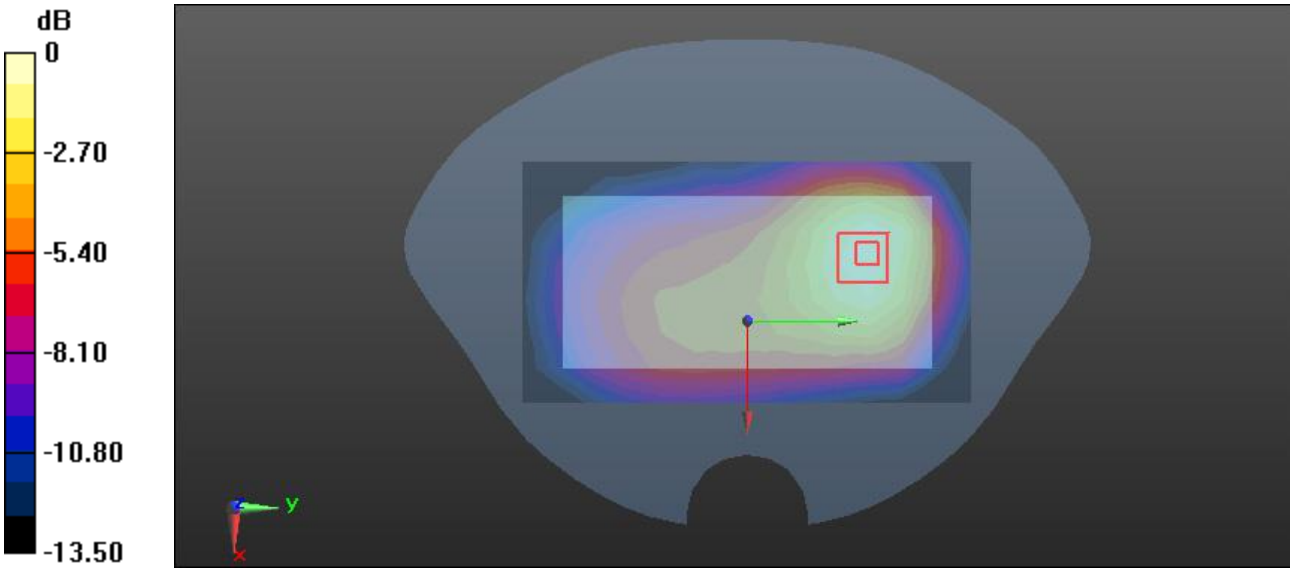

0 dB = 0.167 W/kg = -7.77 dBW/kg

Plot 8#:GSM 850_Mid_Body Back

DUT: Mobile Phone ; Type: X6528; Serial: 2CFS-1

Communication System: Generic GPRS-2 slots; Frequency: 836.6 MHz;Duty Cycle: 1:4
Medium parameters used: f = 836.6 MHz; σ = 0.896 S/m; ε_r = 41.794; ρ = 1000 kg/m^3
Phantom section: Flat Section

DASY5 Configuration:

- Probe: ES3DV3 - SN3157; ConvF(6.48, 6.48, 6.48) @ 836.6 MHz; Calibrated: 2023/4/10
- Sensor-Surface: 3mm (Mechanical Surface Detection)
- Electronics: DAE4 Sn1493; Calibrated: 2023/3/17
- Phantom: Twin SAM; Type: Twin SAM V5.0; Serial: TP:1412
- Measurement SW: DASY52, Version 52.10 (2); SEMCAD X Version 14.6.12 (7470)

Area Scan (8x14x1): Measurement grid: dx=15mm, dy=15mm
Maximum value of SAR (measured) = 0.194 W/kg

Zoom Scan (5x5x7)/Cube 0: Measurement grid: dx=8mm, dy=8mm, dz=5mm
Reference Value = 9.743 V/m; Power Drift = 0.13 dB
Peak SAR (extrapolated) = 0.255 W/kg
SAR(1 g) = 0.172 W/kg; SAR(10 g) = 0.117 W/kg
Maximum value of SAR (measured) = 0.198 W/kg

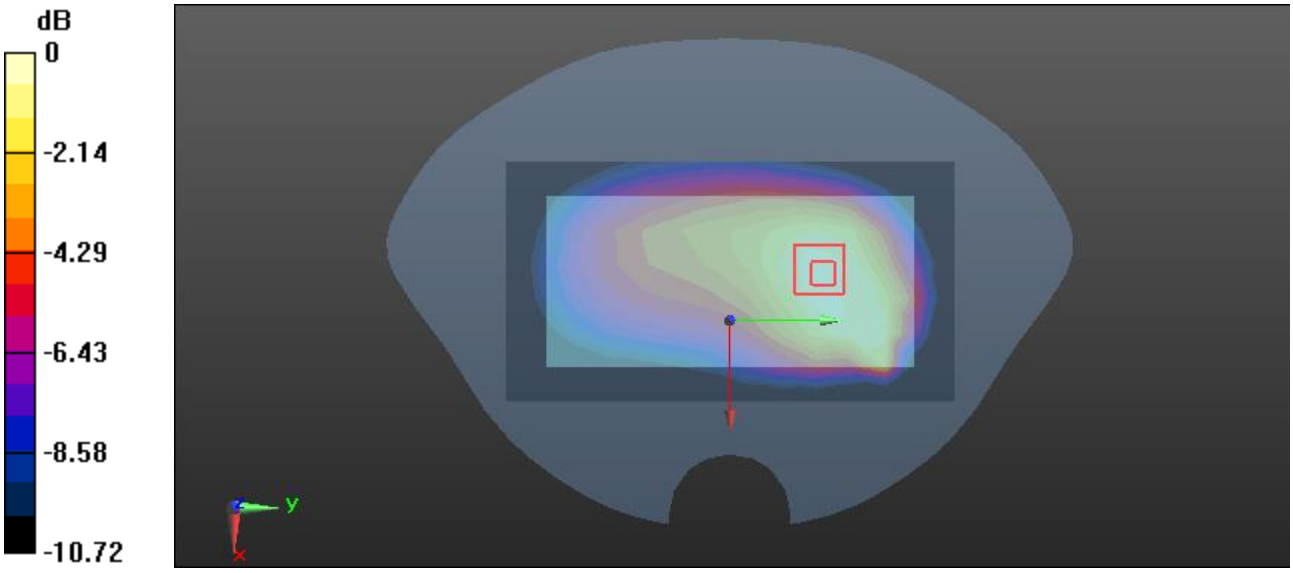

0 dB = 0.198 W/kg = -7.03 dBW/kg

Plot 9#:GSM 850_Mid_Body Left

DUT: Mobile Phone ; Type: X6528; Serial: 2CFS-1

Communication System: Generic GPRS-2 slots; Frequency: 836.6 MHz;Duty Cycle: 1:4
Medium parameters used: f = 836.6 MHz; σ = 0.896 S/m; ε_r = 41.794; ρ = 1000 kg/m^3
Phantom section: Flat Section

DASY5 Configuration:

- Probe: ES3DV3 - SN3157; ConvF(6.48, 6.48, 6.48) @ 836.6 MHz; Calibrated: 2023/4/10
- Sensor-Surface: 3mm (Mechanical Surface Detection)
- Electronics: DAE4 Sn1493; Calibrated: 2023/3/17
- Phantom: Twin SAM; Type: Twin SAM V5.0; Serial: TP:1412
- Measurement SW: DASY52, Version 52.10 (2); SEMCAD X Version 14.6.12 (7470)

Area Scan (6x14x1): Measurement grid: dx=15mm, dy=15mm
Maximum value of SAR (measured) = 0.0947 W/kg

Zoom Scan (5x5x7)/Cube 0: Measurement grid: dx=8mm, dy=8mm, dz=5mm
Reference Value = 9.463 V/m; Power Drift = 0.08 dB
Peak SAR (extrapolated) = 0.149 W/kg
SAR(1 g) = 0.092 W/kg; SAR(10 g) = 0.058 W/kg
Maximum value of SAR (measured) = 0.104 W/kg

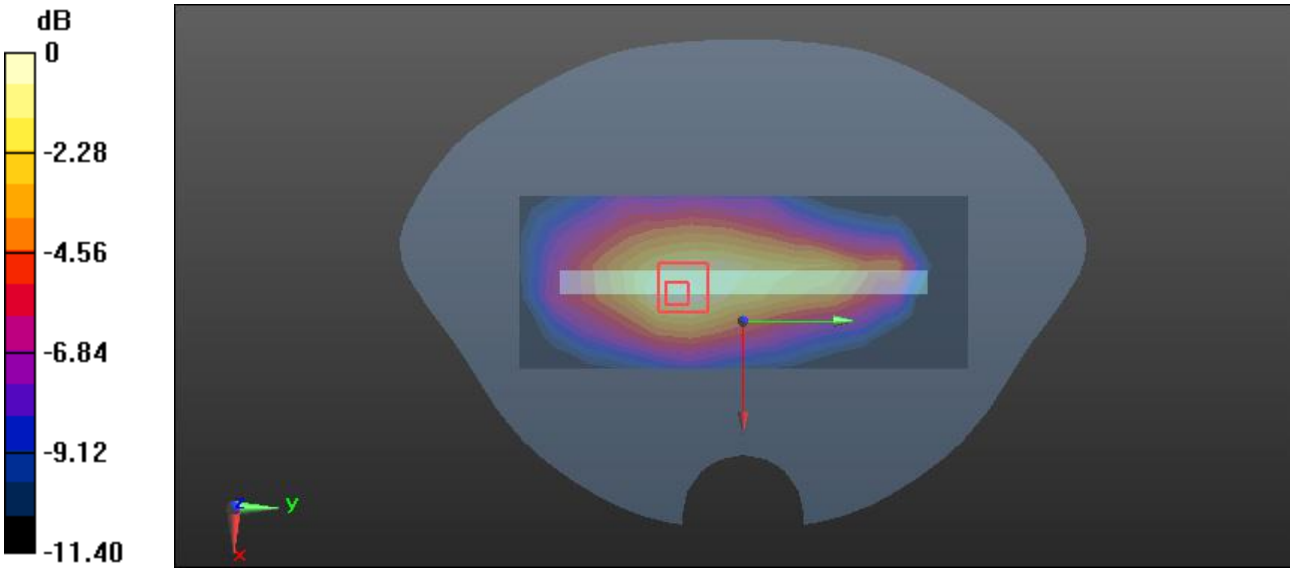

0 dB = 0.104 W/kg = -9.83 dBW/kg

Plot 10#:GSM 850_Mid_Body Top

DUT: Mobile Phone ; Type: X6528; Serial: 2CFS-1

Communication System: Generic GPRS-2 slots; Frequency: 836.6 MHz;Duty Cycle: 1:4
Medium parameters used: f = 836.6 MHz; σ = 0.896 S/m; ε_r = 41.794; ρ = 1000 kg/m^3
Phantom section: Flat Section

DASY5 Configuration:

- Probe: ES3DV3 - SN3157; ConvF(6.48, 6.48, 6.48) @ 836.6 MHz; Calibrated: 2023/4/10
- Sensor-Surface: 3mm (Mechanical Surface Detection)
- Electronics: DAE4 Sn1493; Calibrated: 2023/3/17
- Phantom: Twin SAM; Type: Twin SAM V5.0; Serial: TP:1412
- Measurement SW: DASY52, Version 52.10 (2); SEMCAD X Version 14.6.12 (7470)

Area Scan (6x10x1): Measurement grid: dx=15mm, dy=15mm
Maximum value of SAR (measured) = 0.179 W/kg

Zoom Scan (5x5x7)/Cube 0: Measurement grid: dx=8mm, dy=8mm, dz=5mm
Reference Value = 9.929 V/m; Power Drift = -0.18 dB
Peak SAR (extrapolated) = 0.298 W/kg
SAR(1 g) = 0.160 W/kg; SAR(10 g) = 0.087 W/kg
Maximum value of SAR (measured) = 0.201 W/kg

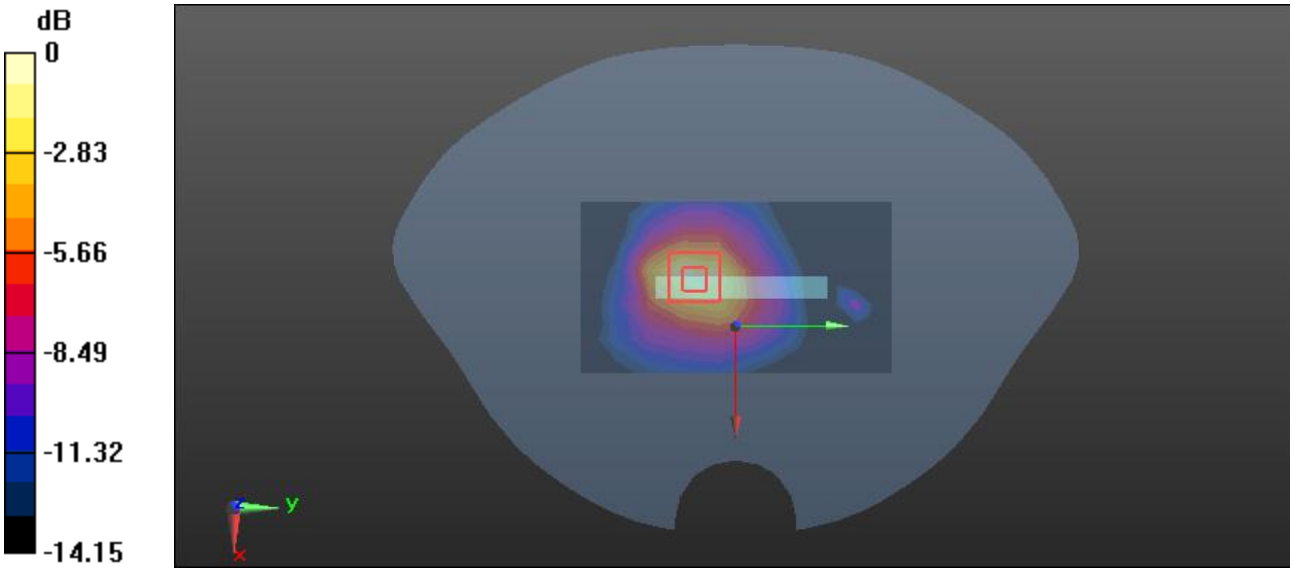

0 dB = 0.201 W/kg = -6.97 dBW/kg

Plot 11#:PCS 1900_Mid_Head Left Cheek

DUT: Mobile Phone ; Type: X6528; Serial: 2CFS-1

Communication System: GSM; Frequency: 1880 MHz;Duty Cycle: 1:8

Medium parameters used: f = 1880 MHz; σ = 1.431 S/m; ε_r = 39.784; ρ = 1000 kg/m^3

Phantom section: Left Section

DASY5 Configuration:

- Probe: ES3DV3 - SN3157; ConvF(5.18, 5.18, 5.18) @ 1880 MHz; Calibrated: 2023/4/10
- Sensor-Surface: 3mm (Mechanical Surface Detection)
- Electronics: DAE4 Sn1493; Calibrated: 2023/3/17
- Phantom: Twin SAM; Type: Twin SAM V5.0; Serial: TP:1412
- Measurement SW: DASY52, Version 52.10 (2); SEMCAD X Version 14.6.12 (7470)

Area Scan (8x9x1): Measurement grid: dx=15mm, dy=15mm

Maximum value of SAR (measured) = 0.380 W/kg

Zoom Scan (5x5x7)/Cube 0: Measurement grid: dx=8mm, dy=8mm, dz=5mm

Reference Value = 13.36 V/m; Power Drift = -0.03 dB

Peak SAR (extrapolated) = 0.563 W/kg

SAR(1 g) = 0.327 W/kg; SAR(10 g) = 0.184 W/kg

Maximum value of SAR (measured) = 0.410 W/kg

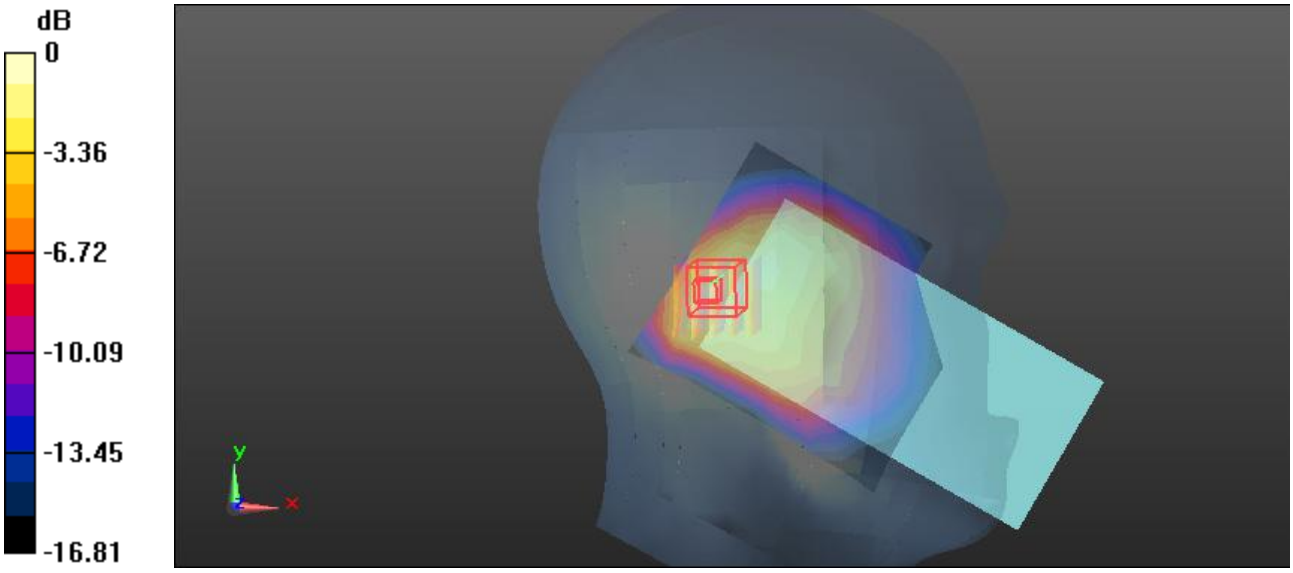

0 dB = 0.410 W/kg = -3.87 dBW/kg

Plot 12#:PCS 1900_Mid_Head Left Tilt

DUT: Mobile Phone ; Type: X6528; Serial: 2CFS-1

Communication System: GSM; Frequency: 1880 MHz;Duty Cycle: 1:8
Medium parameters used: f = 1880 MHz; σ = 1.431 S/m; ε_r = 39.784; ρ = 1000 kg/m^3
Phantom section: Left Section

DASY5 Configuration:

- Probe: ES3DV3 - SN3157; ConvF(5.18, 5.18, 5.18) @ 1880 MHz; Calibrated: 2023/4/10
- Sensor-Surface: 3mm (Mechanical Surface Detection)
- Electronics: DAE4 Sn1493; Calibrated: 2023/3/17
- Phantom: Twin SAM; Type: Twin SAM V5.0; Serial: TP:1412
- Measurement SW: DASY52, Version 52.10 (2); SEMCAD X Version 14.6.12 (7470)

Area Scan (8x9x1): Measurement grid: dx=15mm, dy=15mm
Maximum value of SAR (measured) = 0.834 W/kg

Zoom Scan (5x5x7)/Cube 0: Measurement grid: dx=8mm, dy=8mm, dz=5mm
Reference Value = 18.34 V/m; Power Drift = 0.15 dB
Peak SAR (extrapolated) = 1.32 W/kg
SAR(1 g) = 0.695 W/kg; SAR(10 g) = 0.351 W/kg
Maximum value of SAR (measured) = 0.869 W/kg



0 dB = 0.869 W/kg = -0.61 dBW/kg

Plot 13#:PCS 1900_Mid_Head Right Cheek

DUT: Mobile Phone ; Type: X6528; Serial: 2CFS-1

Communication System: GSM; Frequency: 1880 MHz;Duty Cycle: 1:8

Medium parameters used: f = 1880 MHz; σ = 1.431 S/m; ε_r = 39.784; ρ = 1000 kg/m^3

Phantom section: Right Section

DASY5 Configuration:

- Probe: ES3DV3 - SN3157; ConvF(5.18, 5.18, 5.18) @ 1880 MHz; Calibrated: 2023/4/10
- Sensor-Surface: 3mm (Mechanical Surface Detection)
- Electronics: DAE4 Sn1493; Calibrated: 2023/3/17
- Phantom: Twin SAM; Type: Twin SAM V5.0; Serial: TP:1412
- Measurement SW: DASY52, Version 52.10 (2); SEMCAD X Version 14.6.12 (7470)

Area Scan (8x9x1): Measurement grid: dx=15mm, dy=15mm

Maximum value of SAR (measured) = 0.521 W/kg

Zoom Scan (5x5x7)/Cube 0: Measurement grid: dx=8mm, dy=8mm, dz=5mm

Reference Value = 10.11 V/m; Power Drift = 0.12 dB

Peak SAR (extrapolated) = 0.807 W/kg

SAR(1 g) = 0.427 W/kg; SAR(10 g) = 0.223 W/kg

Maximum value of SAR (measured) = 0.571 W/kg

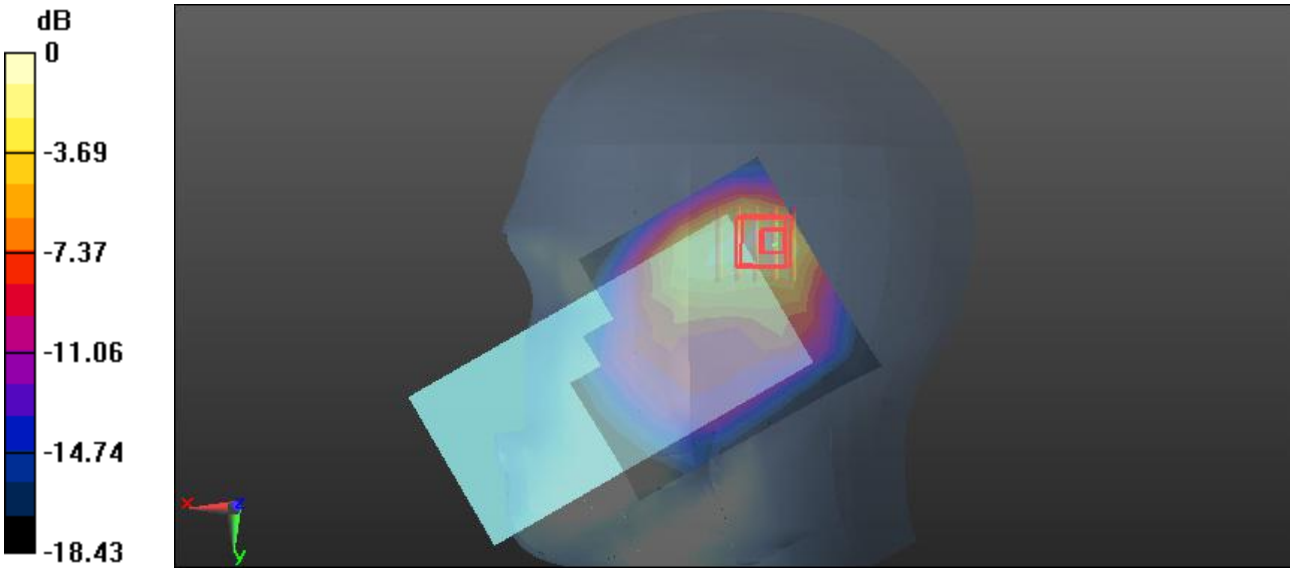

0 dB = 0.571 W/kg = -2.43 dBW/kg

Plot 14#:PCS 1900_Mid_Head Right Tilt

DUT: Mobile Phone ; Type: X6528; Serial: 2CFS-1

Communication System: GSM; Frequency: 1880 MHz;Duty Cycle: 1:8

Medium parameters used: f = 1880 MHz; σ = 1.431 S/m; ε_r = 39.784; ρ = 1000 kg/m^3

Phantom section: Right Section

DASY5 Configuration:

- Probe: ES3DV3 - SN3157; ConvF(5.18, 5.18, 5.18) @ 1880 MHz; Calibrated: 2023/4/10
- Sensor-Surface: 3mm (Mechanical Surface Detection)
- Electronics: DAE4 Sn1493; Calibrated: 2023/3/17
- Phantom: Twin SAM; Type: Twin SAM V5.0; Serial: TP:1412
- Measurement SW: DASY52, Version 52.10 (2); SEMCAD X Version 14.6.12 (7470)

Area Scan (8x9x1): Measurement grid: dx=15mm, dy=15mm

Maximum value of SAR (measured) = 0.923 W/kg

Zoom Scan (5x5x7)/Cube 0: Measurement grid: dx=8mm, dy=8mm, dz=5mm

Reference Value = 13.72 V/m; Power Drift = -0.05 dB

Peak SAR (extrapolated) = 1.58 W/kg

SAR(1 g) = 0.777 W/kg; SAR(10 g) = 0.368 W/kg

Maximum value of SAR (measured) = 1.00 W/kg

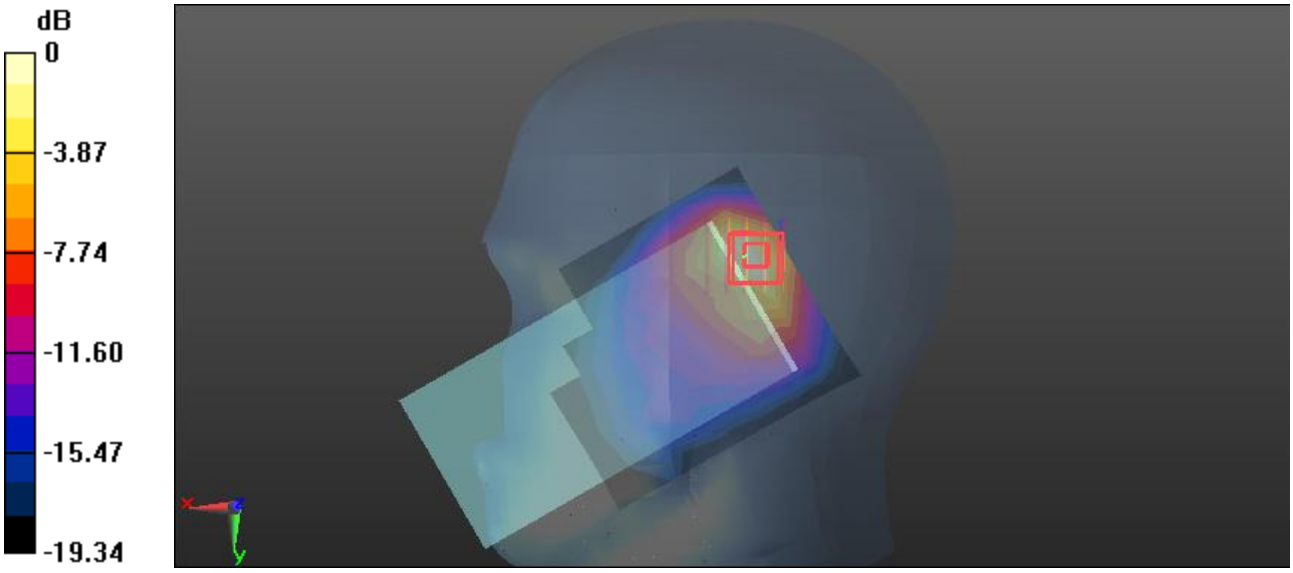

0 dB = 1.00 W/kg = 0.00 dBW/kg

Plot 15#:PCS 1900_Mid_Body Worn Front

DUT: Mobile Phone ; Type: X6528; Serial: 2CFS-1

Communication System: GSM; Frequency: 1880 MHz;Duty Cycle: 1:8

Medium parameters used: f = 1880 MHz; σ = 1.431 S/m; ε_r = 39.784; ρ = 1000 kg/m^3

Phantom section: Flat Section

DASY5 Configuration:

- Probe: ES3DV3 - SN3157; ConvF(5.18, 5.18, 5.18) @ 1880 MHz; Calibrated: 2023/4/10
- Sensor-Surface: 3mm (Mechanical Surface Detection)
- Electronics: DAE4 Sn1493; Calibrated: 2023/3/17
- Phantom: Twin SAM; Type: Twin SAM V5.0; Serial: TP:1412
- Measurement SW: DASY52, Version 52.10 (2); SEMCAD X Version 14.6.12 (7470)

Area Scan (8x14x1): Measurement grid: dx=15mm, dy=15mm

Maximum value of SAR (measured) = 0.111 W/kg

Zoom Scan (5x5x7)/Cube 0: Measurement grid: dx=8mm, dy=8mm, dz=5mm

Reference Value = 4.894 V/m; Power Drift = 0.18 dB

Peak SAR (extrapolated) = 0.143 W/kg

SAR(1 g) = 0.101 W/kg; SAR(10 g) = 0.064 W/kg

Maximum value of SAR (measured) = 0.119 W/kg

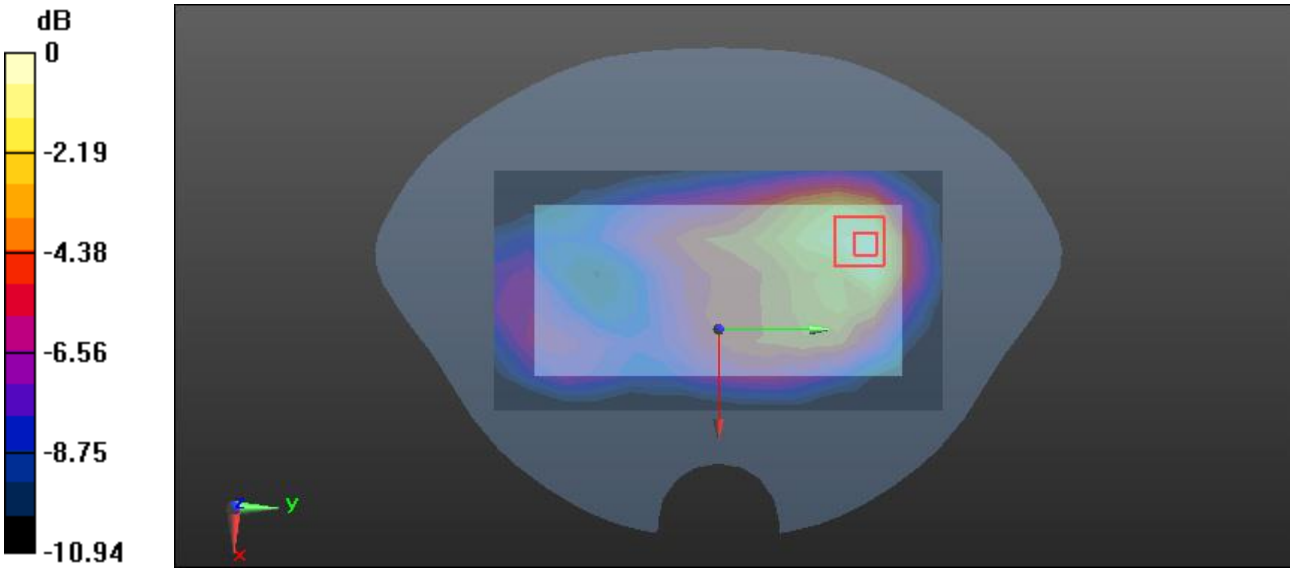

0 dB = 0.119 W/kg = -9.24 dBW/kg

Plot 16#:PCS 1900_Mid_Body Worn Back

DUT: Mobile Phone ; Type: X6528; Serial: 2CFS-1

Communication System: GSM; Frequency: 1880 MHz;Duty Cycle: 1:8

Medium parameters used: f = 1880 MHz; σ = 1.431 S/m; ε_r = 39.784; ρ = 1000 kg/m^3

Phantom section: Flat Section

DASY5 Configuration:

- Probe: ES3DV3 - SN3157; ConvF(5.18, 5.18, 5.18) @ 1880 MHz; Calibrated: 2023/4/10
- Sensor-Surface: 3mm (Mechanical Surface Detection)
- Electronics: DAE4 Sn1493; Calibrated: 2023/3/17
- Phantom: Twin SAM; Type: Twin SAM V5.0; Serial: TP:1412
- Measurement SW: DASY52, Version 52.10 (2); SEMCAD X Version 14.6.12 (7470)

Area Scan (8x14x1): Measurement grid: dx=15mm, dy=15mm

Maximum value of SAR (measured) = 0.120 W/kg

Zoom Scan (5x5x7)/Cube 0: Measurement grid: dx=8mm, dy=8mm, dz=5mm

Reference Value = 4.634 V/m; Power Drift = 0.15 dB

Peak SAR (extrapolated) = 0.159 W/kg

SAR(1 g) = 0.111 W/kg; SAR(10 g) = 0.070 W/kg

Maximum value of SAR (measured) = 0.129 W/kg

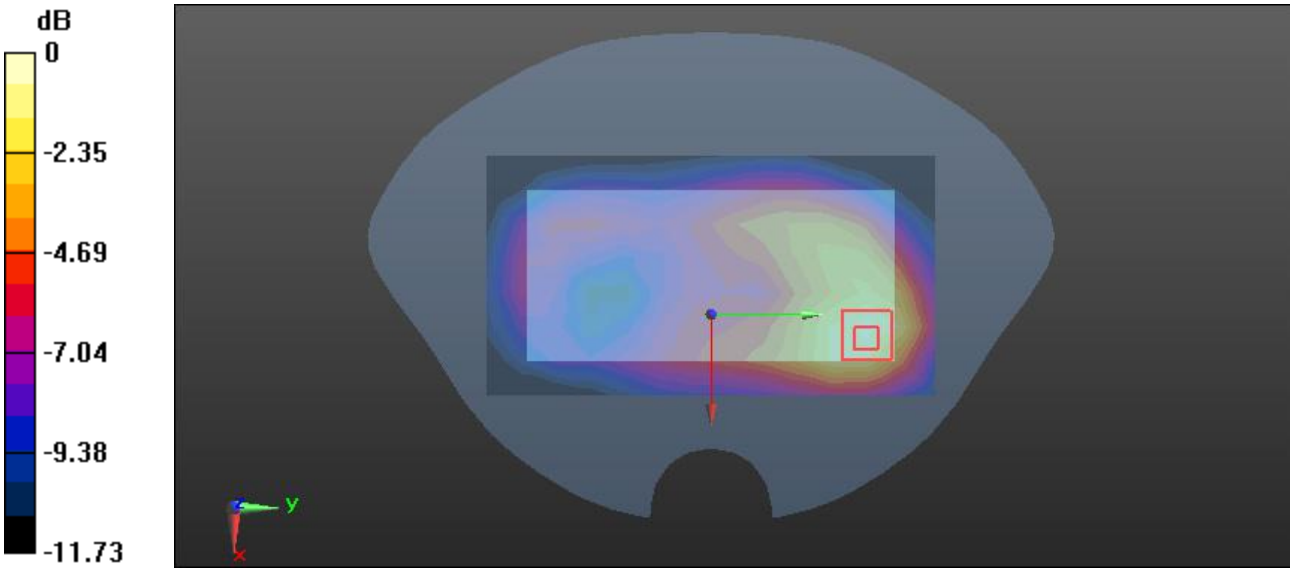

0 dB = 0.129 W/kg = -8.89 dBW/kg

Plot 17#:PCS 1900_Mid_Body Front

DUT: Mobile Phone ; Type: X6528; Serial: 2CFS-1

Communication System: Generic GPRS-3 slots; Frequency: 1880 MHz;Duty Cycle: 1:2.66
Medium parameters used: f = 1880 MHz; σ = 1.431 S/m; ε_r = 39.784; ρ = 1000 kg/m^3
Phantom section: Flat Section

DASY5 Configuration:

- Probe: ES3DV3 - SN3157; ConvF(5.18, 5.18, 5.18) @ 1880 MHz; Calibrated: 2023/4/10
- Sensor-Surface: 3mm (Mechanical Surface Detection)
- Electronics: DAE4 Sn1493; Calibrated: 2023/3/17
- Phantom: Twin SAM; Type: Twin SAM V5.0; Serial: TP:1412
- Measurement SW: DASY52, Version 52.10 (2); SEMCAD X Version 14.6.12 (7470)

Area Scan (8x14x1): Measurement grid: dx=15mm, dy=15mm
Maximum value of SAR (measured) = 0.181 W/kg

Zoom Scan (5x5x7)/Cube 0: Measurement grid: dx=8mm, dy=8mm, dz=5mm
Reference Value = 6.236 V/m; Power Drift = -0.18 dB
Peak SAR (extrapolated) = 0.212 W/kg
SAR(1 g) = 0.150 W/kg; SAR(10 g) = 0.094 W/kg
Maximum value of SAR (measured) = 0.176 W/kg

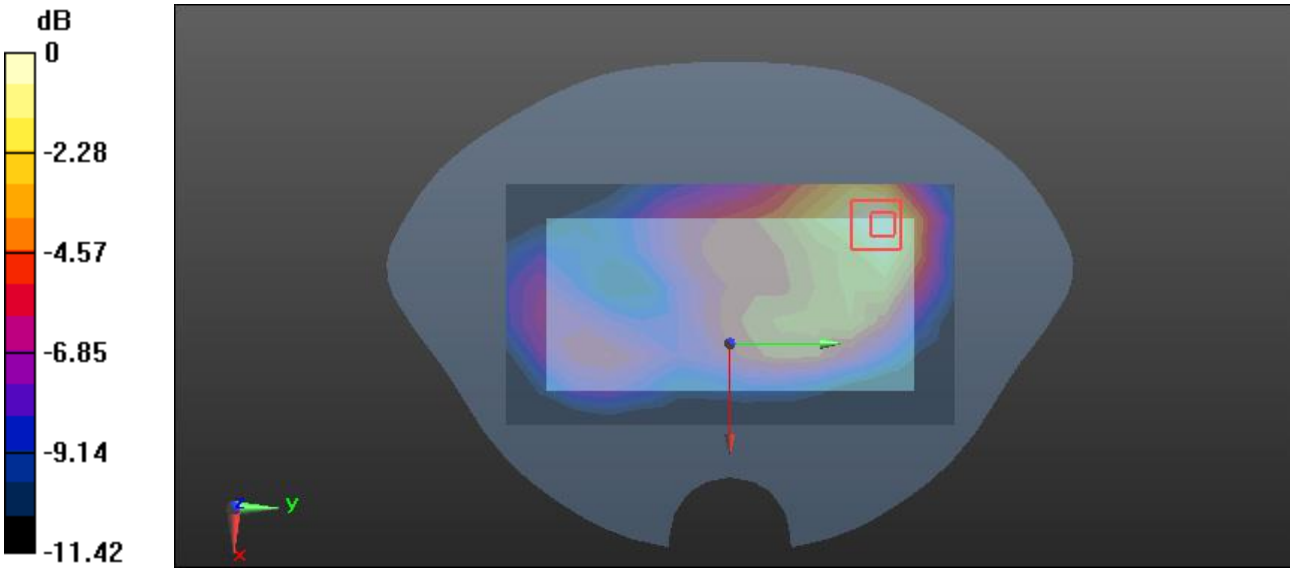

0 dB = 0.176 W/kg = -7.54 dBW/kg

Plot 18#:PCS 1900_Mid_Body Back

DUT: Mobile Phone ; Type: X6528; Serial: 2CFS-1

Communication System: Generic GPRS-3 slots; Frequency: 1880 MHz;Duty Cycle: 1:2.66
Medium parameters used: f = 1880 MHz; σ = 1.431 S/m; ε_r = 39.784; ρ = 1000 kg/m^3
Phantom section: Flat Section

DASY5 Configuration:

- Probe: ES3DV3 - SN3157; ConvF(5.18, 5.18, 5.18) @ 1880 MHz; Calibrated: 2023/4/10
- Sensor-Surface: 3mm (Mechanical Surface Detection)
- Electronics: DAE4 Sn1493; Calibrated: 2023/3/17
- Phantom: Twin SAM; Type: Twin SAM V5.0; Serial: TP:1412
- Measurement SW: DASY52, Version 52.10 (2); SEMCAD X Version 14.6.12 (7470)

Area Scan (8x14x1): Measurement grid: dx=15mm, dy=15mm
Maximum value of SAR (measured) = 0.226 W/kg

Zoom Scan (5x5x7)/Cube 0: Measurement grid: dx=8mm, dy=8mm, dz=5mm
Reference Value = 5.756 V/m; Power Drift = 0.18 dB
Peak SAR (extrapolated) = 0.287 W/kg
SAR(1 g) = 0.196 W/kg; SAR(10 g) = 0.123 W/kg
Maximum value of SAR (measured) = 0.233 W/kg

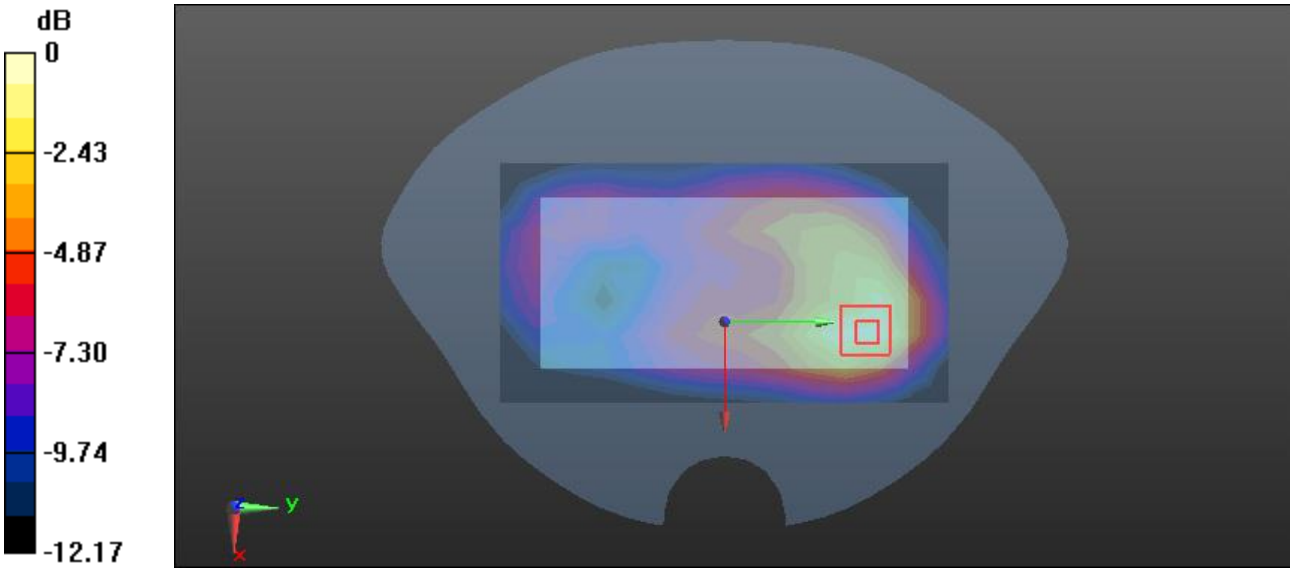

0 dB = 0.233 W/kg = -6.33 dBW/kg

Plot 19#:PCS 1900_Mid_Body Left

DUT: Mobile Phone ; Type: X6528; Serial: 2CFS-1

Communication System: Generic GPRS-3 slots; Frequency: 1880 MHz;Duty Cycle: 1:2.66
Medium parameters used: f = 1880 MHz; σ = 1.431 S/m; ε_r = 39.784; ρ = 1000 kg/m^3
Phantom section: Flat Section

DASY5 Configuration:

- Probe: ES3DV3 - SN3157; ConvF(5.18, 5.18, 5.18) @ 1880 MHz; Calibrated: 2023/4/10
- Sensor-Surface: 3mm (Mechanical Surface Detection)
- Electronics: DAE4 Sn1493; Calibrated: 2023/3/17
- Phantom: Twin SAM; Type: Twin SAM V5.0; Serial: TP:1412
- Measurement SW: DASY52, Version 52.10 (2); SEMCAD X Version 14.6.12 (7470)

Area Scan (6x14x1): Measurement grid: dx=15mm, dy=15mm
Maximum value of SAR (measured) = 0.0663 W/kg

Zoom Scan (5x5x7)/Cube 0: Measurement grid: dx=8mm, dy=8mm, dz=5mm
Reference Value = 5.663 V/m; Power Drift = -0.05 dB
Peak SAR (extrapolated) = 0.0940 W/kg
SAR(1 g) = 0.067 W/kg; SAR(10 g) = 0.043 W/kg
Maximum value of SAR (measured) = 0.0781 W/kg

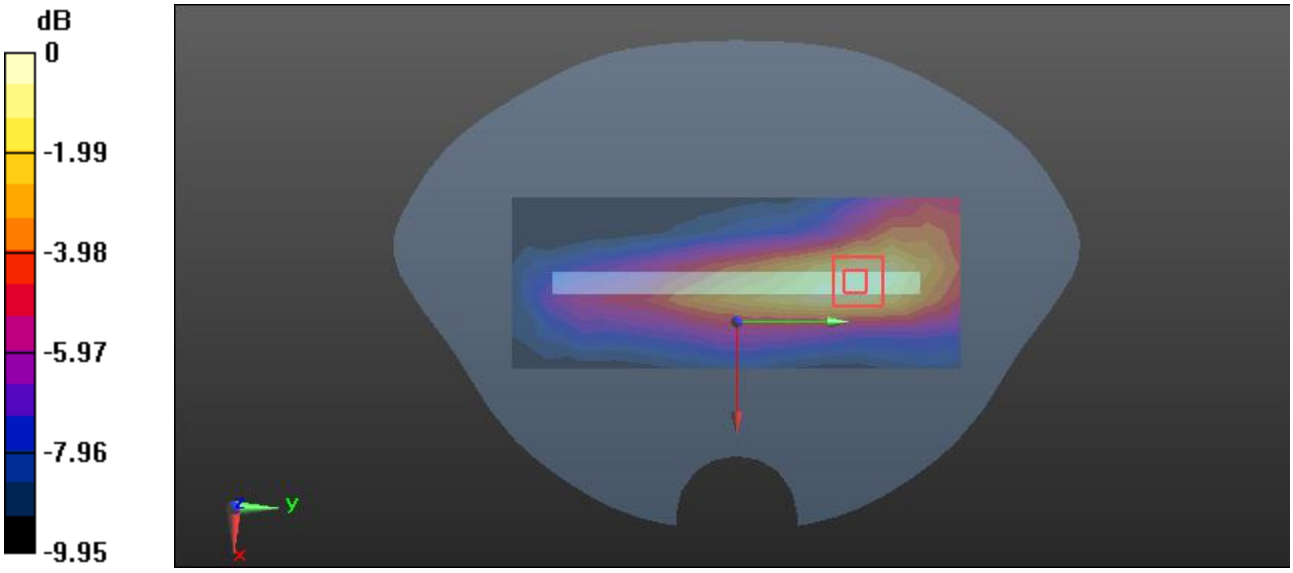

0 dB = 0.0781 W/kg = -11.07 dBW/kg

Plot 20#:PCS 1900_Mid_Body Top

DUT: Mobile Phone ; Type: X6528; Serial: 2CFS-1

Communication System: Generic GPRS-3 slots; Frequency: 1880 MHz;Duty Cycle: 1:2.66
Medium parameters used: f = 1880 MHz; σ = 1.431 S/m; ε_r = 39.784; ρ = 1000 kg/m^3
Phantom section: Flat Section

DASY5 Configuration:

- Probe: ES3DV3 - SN3157; ConvF(5.18, 5.18, 5.18) @ 1880 MHz; Calibrated: 2023/4/10
- Sensor-Surface: 3mm (Mechanical Surface Detection)
- Electronics: DAE4 Sn1493; Calibrated: 2023/3/17
- Phantom: Twin SAM; Type: Twin SAM V5.0; Serial: TP:1412
- Measurement SW: DASY52, Version 52.10 (2); SEMCAD X Version 14.6.12 (7470)

Area Scan (6x10x1): Measurement grid: dx=15mm, dy=15mm
Maximum value of SAR (measured) = 0.299 W/kg

Zoom Scan (5x5x7)/Cube 0: Measurement grid: dx=8mm, dy=8mm, dz=5mm
Reference Value = 11.45 V/m; Power Drift = 0.01 dB
Peak SAR (extrapolated) = 0.387 W/kg
SAR(1 g) = 0.262 W/kg; SAR(10 g) = 0.155 W/kg
Maximum value of SAR (measured) = 0.317 W/kg

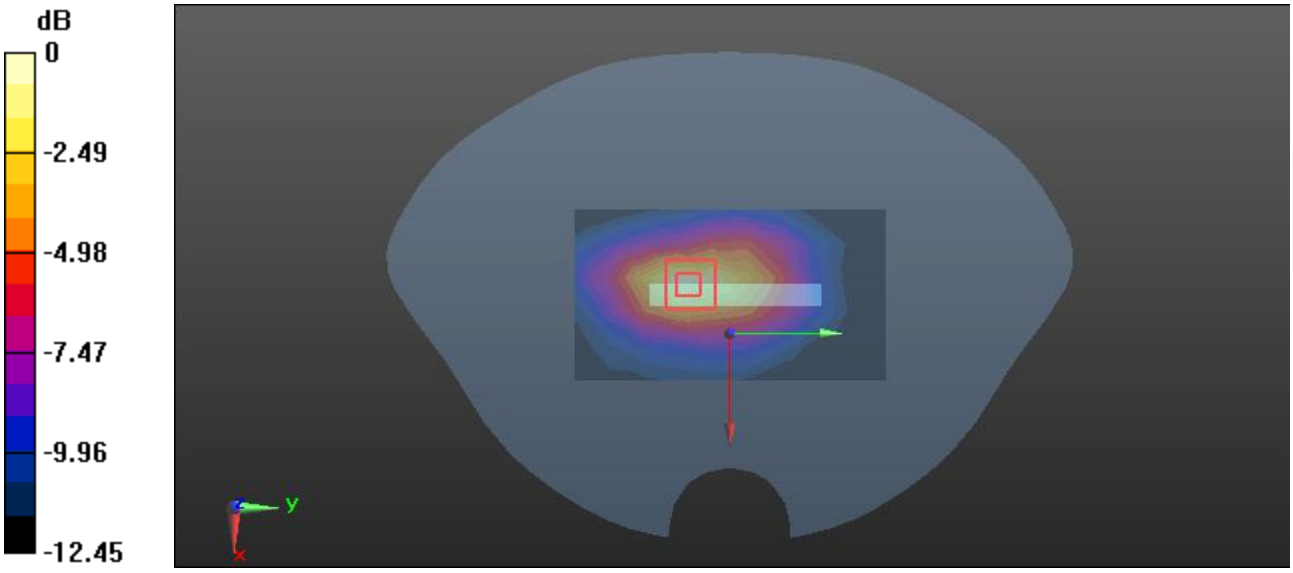

0 dB = 0.317 W/kg = -4.99 dBW/kg

Plot 21#:WCDMA Band 2_Mid_Head Left Cheek

DUT: Mobile Phone ; Type: X6528; Serial: 2CFS-1

Communication System: WCDMA; Frequency: 1880 MHz;Duty Cycle: 1:1

Medium parameters used: f = 1880 MHz; σ = 1.431 S/m; ε_r = 39.784; ρ = 1000 kg/m^3

Phantom section: Left Section

DASY5 Configuration:

- Probe: ES3DV3 - SN3157; ConvF(5.18, 5.18, 5.18) @ 1880 MHz; Calibrated: 2023/4/10
- Sensor-Surface: 3mm (Mechanical Surface Detection)
- Electronics: DAE4 Sn1493; Calibrated: 2023/3/17
- Phantom: Twin SAM; Type: Twin SAM V5.0; Serial: TP:1412
- Measurement SW: DASY52, Version 52.10 (2); SEMCAD X Version 14.6.12 (7470)

Area Scan (8x9x1): Measurement grid: dx=15mm, dy=15mm

Maximum value of SAR (measured) = 0.502 W/kg

Zoom Scan (5x5x7)/Cube 0: Measurement grid: dx=8mm, dy=8mm, dz=5mm

Reference Value = 17.96 V/m; Power Drift = 0.11 dB

Peak SAR (extrapolated) = 0.857 W/kg

SAR(1 g) = 0.483 W/kg; SAR(10 g) = 0.264 W/kg

Maximum value of SAR (measured) = 0.616 W/kg

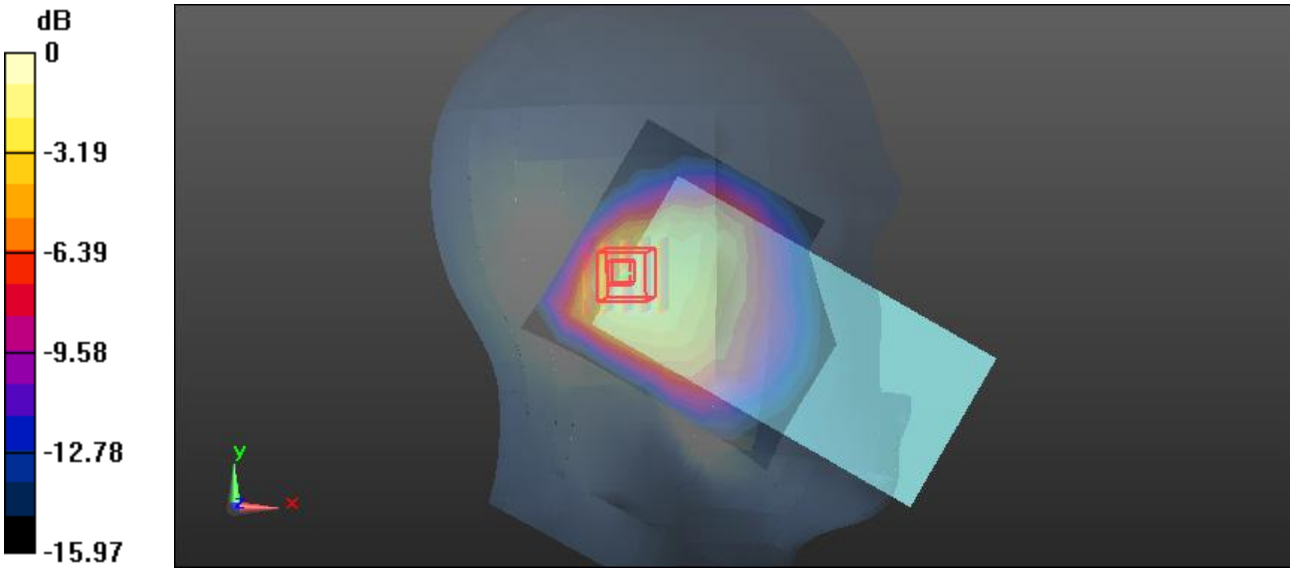

0 dB = 0.616 W/kg = -2.10 dBW/kg

Plot 22#:WCDMA Band 2_Mid_Head Left Tilt

DUT: Mobile Phone ; Type: X6528; Serial: 2CFS-1

Communication System: WCDMA; Frequency: 1880 MHz;Duty Cycle: 1:1
Medium parameters used: f = 1880 MHz; σ = 1.431 S/m; ε_r = 39.784; ρ = 1000 kg/m^3
Phantom section: Left Section

DASY5 Configuration:

- Probe: ES3DV3 - SN3157; ConvF(5.18, 5.18, 5.18) @ 1880 MHz; Calibrated: 2023/4/10
- Sensor-Surface: 3mm (Mechanical Surface Detection)
- Electronics: DAE4 Sn1493; Calibrated: 2023/3/17
- Phantom: Twin SAM; Type: Twin SAM V5.0; Serial: TP:1412
- Measurement SW: DASY52, Version 52.10 (2); SEMCAD X Version 14.6.12 (7470)

Area Scan (8x9x1): Measurement grid: dx=15mm, dy=15mm
Maximum value of SAR (measured) = 0.538 W/kg

Zoom Scan (5x5x7)/Cube 0: Measurement grid: dx=8mm, dy=8mm, dz=5mm
Reference Value = 16.66 V/m; Power Drift = -0.18 dB
Peak SAR (extrapolated) = 0.899 W/kg
SAR(1 g) = 0.475 W/kg; SAR(10 g) = 0.253 W/kg
Maximum value of SAR (measured) = 0.616 W/kg

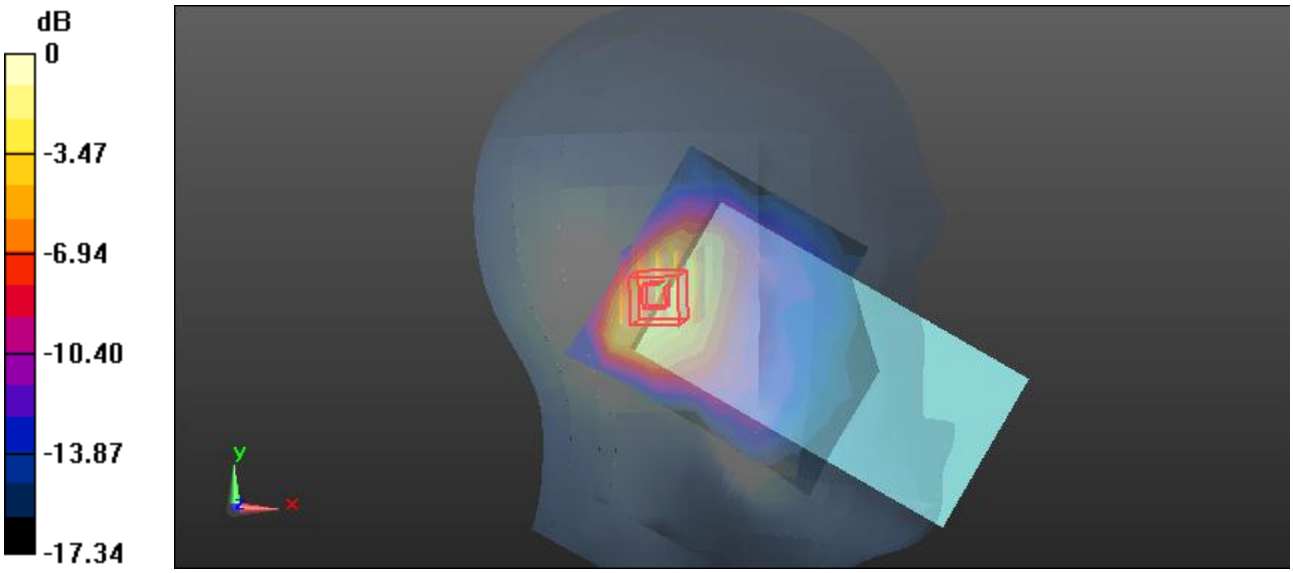

0 dB = 0.616 W/kg = -2.10 dBW/kg

Plot 23#:WCDMA Band 2_Mid_Head Right Cheek

DUT: Mobile Phone ; Type: X6528; Serial: 2CFS-1

Communication System: WCDMA; Frequency: 1880 MHz;Duty Cycle: 1:1

Medium parameters used: f = 1880 MHz; σ = 1.431 S/m; ε_r = 39.784; ρ = 1000 kg/m^3

Phantom section: Right Section

DASY5 Configuration:

- Probe: ES3DV3 - SN3157; ConvF(5.18, 5.18, 5.18) @ 1880 MHz; Calibrated: 2023/4/10
- Sensor-Surface: 3mm (Mechanical Surface Detection)
- Electronics: DAE4 Sn1493; Calibrated: 2023/3/17
- Phantom: Twin SAM; Type: Twin SAM V5.0; Serial: TP:1412
- Measurement SW: DASY52, Version 52.10 (2); SEMCAD X Version 14.6.12 (7470)

Area Scan (8x9x1): Measurement grid: dx=15mm, dy=15mm

Maximum value of SAR (measured) = 0.673 W/kg

Zoom Scan (5x5x7)/Cube 0: Measurement grid: dx=8mm, dy=8mm, dz=5mm

Reference Value = 12.14 V/m; Power Drift = 0.04 dB

Peak SAR (extrapolated) = 1.17 W/kg

SAR(1 g) = 0.609 W/kg; SAR(10 g) = 0.312 W/kg

Maximum value of SAR (measured) = 0.800 W/kg



0 dB = 0.800 W/kg = -0.97 dBW/kg

Plot 24#:WCDMA Band 2_Low_Head Right Tilt

DUT: Mobile Phone ; Type: X6528; Serial: 2CFS-1

Communication System: WCDMA; Frequency: 1852.4 MHz;Duty Cycle: 1:1

Medium parameters used: f = 1852.4 MHz; σ = 1.422 S/m; ε_r = 39.897; ρ = 1000 kg/m^3

Phantom section: Right Section

DASY5 Configuration:

- Probe: ES3DV3 - SN3157; ConvF(5.18, 5.18, 5.18) @ 1852.4 MHz; Calibrated: 2023/4/10
- Sensor-Surface: 3mm (Mechanical Surface Detection)
- Electronics: DAE4 Sn1493; Calibrated: 2023/3/17
- Phantom: Twin SAM; Type: Twin SAM V5.0; Serial: TP:1412
- Measurement SW: DASY52, Version 52.10 (2); SEMCAD X Version 14.6.12 (7470)

Area Scan (8x9x1): Measurement grid: dx=15mm, dy=15mm

Maximum value of SAR (measured) = 0.670 W/kg

Zoom Scan (5x5x7)/Cube 0: Measurement grid: dx=8mm, dy=8mm, dz=5mm

Reference Value = 13.25 V/m; Power Drift = -0.01 dB

Peak SAR (extrapolated) = 1.30 W/kg

SAR(1 g) = 0.658 W/kg; SAR(10 g) = 0.317 W/kg

Maximum value of SAR (measured) = 0.887 W/kg

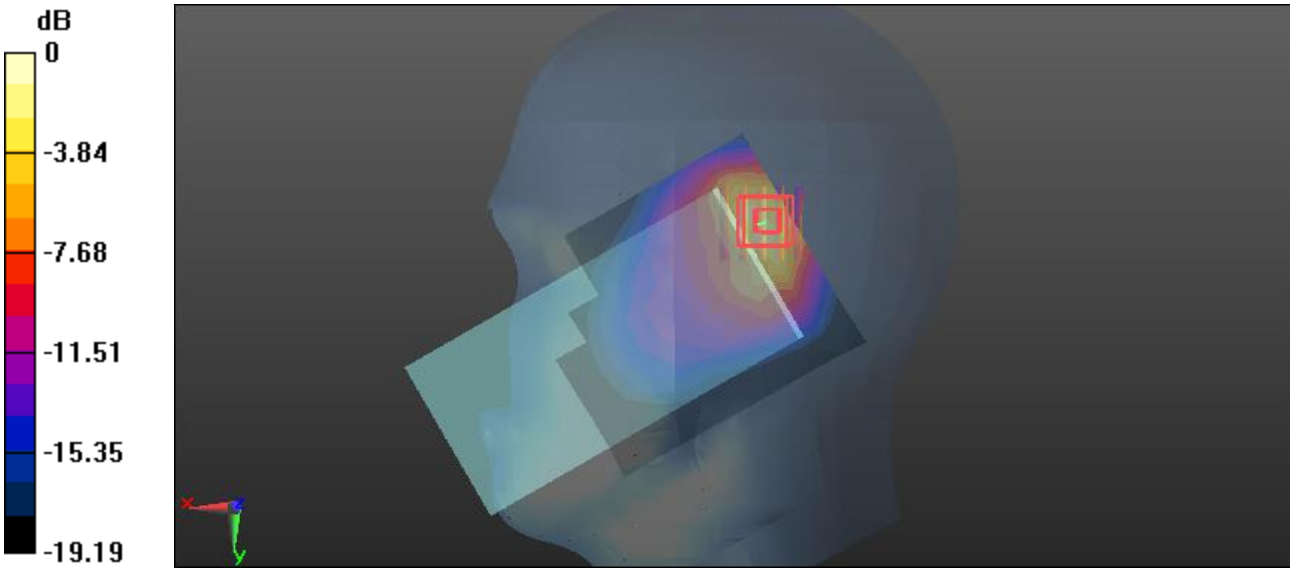

0 dB = 0.887 W/kg = -0.52 dBW/kg

Plot 25#:WCDMA Band 2_Mid_Head Right Tilt

DUT: Mobile Phone ; Type: X6528; Serial: 2CFS-1

Communication System: WCDMA; Frequency: 1880 MHz;Duty Cycle: 1:1

Medium parameters used: f = 1880 MHz; σ = 1.431 S/m; ε_r = 39.784; ρ = 1000 kg/m^3

Phantom section: Right Section

DASY5 Configuration:

- Probe: ES3DV3 - SN3157; ConvF(5.18, 5.18, 5.18) @ 1880 MHz; Calibrated: 2023/4/10
- Sensor-Surface: 3mm (Mechanical Surface Detection)
- Electronics: DAE4 Sn1493; Calibrated: 2023/3/17
- Phantom: Twin SAM; Type: Twin SAM V5.0; Serial: TP:1412
- Measurement SW: DASY52, Version 52.10 (2); SEMCAD X Version 14.6.12 (7470)

Area Scan (8x9x1): Measurement grid: dx=15mm, dy=15mm

Maximum value of SAR (measured) = 1.18 W/kg

Zoom Scan (5x5x7)/Cube 0: Measurement grid: dx=8mm, dy=8mm, dz=5mm

Reference Value = 17.39 V/m; Power Drift = -0.08 dB

Peak SAR (extrapolated) = 1.96 W/kg

SAR(1 g) = 0.980 W/kg; SAR(10 g) = 0.468 W/kg

Maximum value of SAR (measured) = 1.26 W/kg

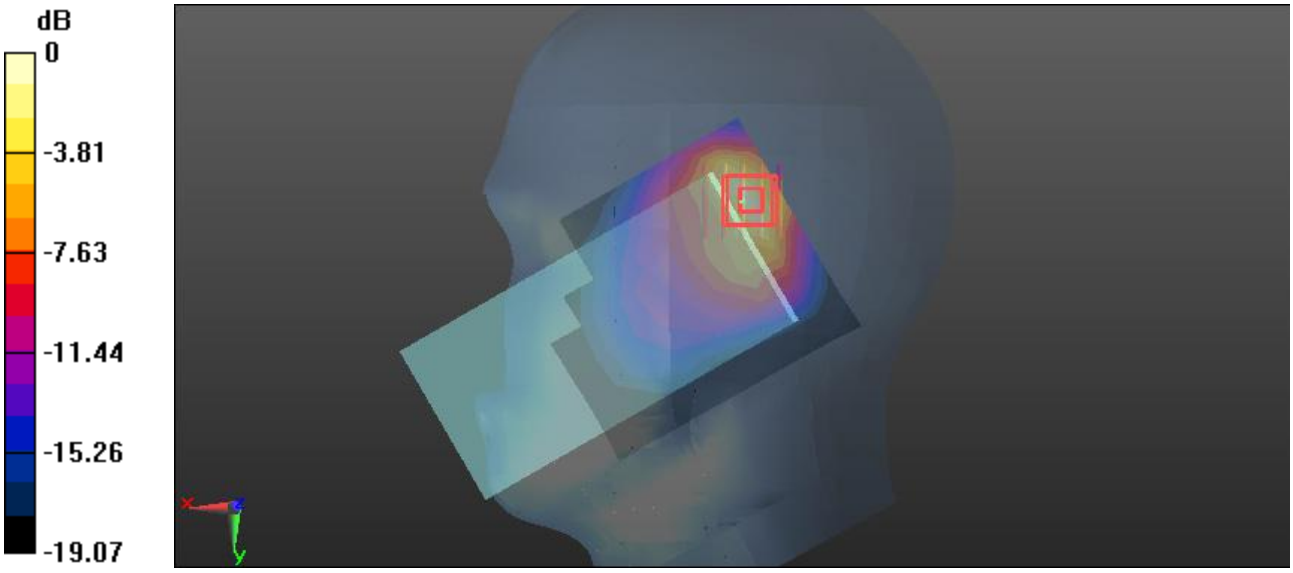

0 dB = 1.26 W/kg = 1.00 dBW/kg

Plot 26#:WCDMA Band 2_High_Head Right Tilt

DUT: Mobile Phone ; Type: X6528; Serial: 2CFS-1

Communication System: WCDMA; Frequency: 1907.6 MHz;Duty Cycle: 1:1

Medium parameters used: f = 1907.6 MHz; σ = 1.448 S/m; ε_r = 39.671; ρ = 1000 kg/m^3

Phantom section: Right Section

DASY5 Configuration:

- Probe: ES3DV3 - SN3157; ConvF(5.18, 5.18, 5.18) @ 1907.6 MHz; Calibrated: 2023/4/10
- Sensor-Surface: 3mm (Mechanical Surface Detection)
- Electronics: DAE4 Sn1493; Calibrated: 2023/3/17
- Phantom: Twin SAM; Type: Twin SAM V5.0; Serial: TP:1412
- Measurement SW: DASY52, Version 52.10 (2); SEMCAD X Version 14.6.12 (7470)

Area Scan (8x9x1): Measurement grid: dx=15mm, dy=15mm

Maximum value of SAR (measured) = 0.960 W/kg

Zoom Scan (5x5x7)/Cube 0: Measurement grid: dx=8mm, dy=8mm, dz=5mm

Reference Value = 15.43 V/m; Power Drift = 0.05 dB

Peak SAR (extrapolated) = 1.90 W/kg

SAR(1 g) = 0.954 W/kg; SAR(10 g) = 0.456 W/kg

Maximum value of SAR (measured) = 1.29 W/kg



0 dB = 1.29 W/kg = 1.11 dBW/kg

Plot 27#:WCDMA Band 2_Mid_Body Front

DUT: Mobile Phone ; Type: X6528; Serial: 2CFS-1

Communication System: WCDMA; Frequency: 1880 MHz;Duty Cycle: 1:1

Medium parameters used: f = 1880 MHz; σ = 1.431 S/m; ε_r = 39.784; ρ = 1000 kg/m^3

Phantom section: Flat Section

DASY5 Configuration:

- Probe: ES3DV3 - SN3157; ConvF(5.18, 5.18, 5.18) @ 1880 MHz; Calibrated: 2023/4/10
- Sensor-Surface: 3mm (Mechanical Surface Detection)
- Electronics: DAE4 Sn1493; Calibrated: 2023/3/17
- Phantom: Twin SAM; Type: Twin SAM V5.0; Serial: TP:1412
- Measurement SW: DASY52, Version 52.10 (2); SEMCAD X Version 14.6.12 (7470)

Area Scan (8x14x1): Measurement grid: dx=15mm, dy=15mm

Maximum value of SAR (measured) = 0.178 W/kg

Zoom Scan (6x6x7)/Cube 0: Measurement grid: dx=8mm, dy=8mm, dz=5mm

Reference Value = 6.209 V/m; Power Drift = 0.06 dB

Peak SAR (extrapolated) = 0.271 W/kg

SAR(1 g) = 0.161 W/kg; SAR(10 g) = 0.094 W/kg

Maximum value of SAR (measured) = 0.188 W/kg

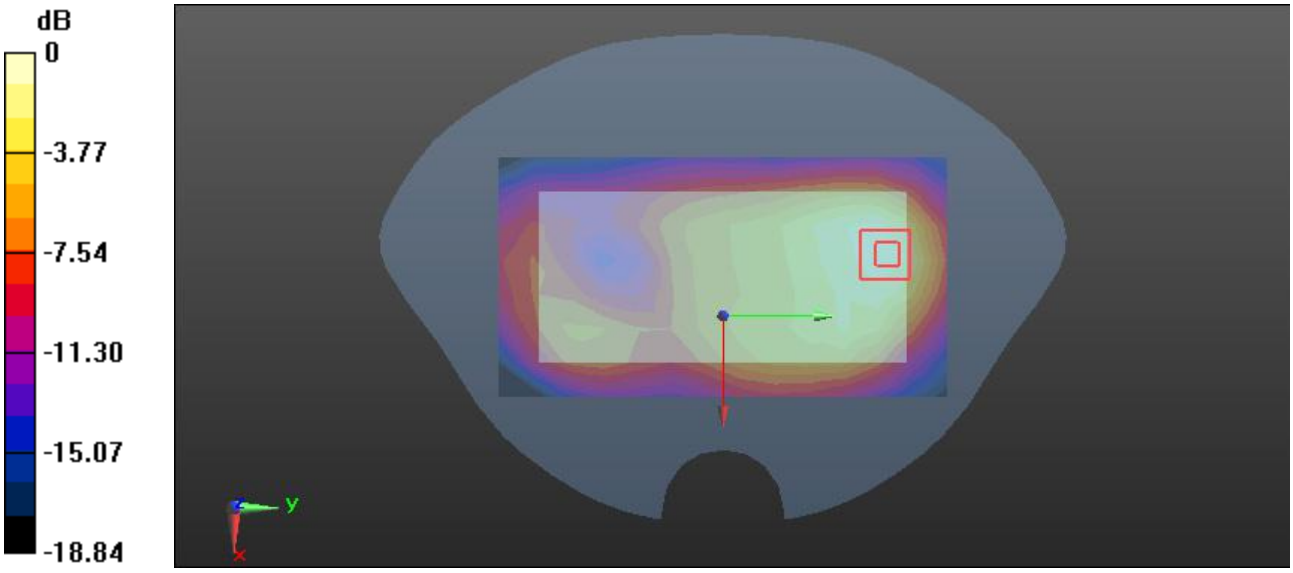

0 dB = 0.188 W/kg = -7.26 dBW/kg

Plot 28#:WCDMA Band 2_Mid_Body Back

DUT: Mobile Phone ; Type: X6528; Serial: 2CFS-1

Communication System: WCDMA; Frequency: 1880 MHz;Duty Cycle: 1:1

Medium parameters used: f = 1880 MHz; σ = 1.431 S/m; ε_r = 39.784; ρ = 1000 kg/m^3

Phantom section: Flat Section

DASY5 Configuration:

- Probe: ES3DV3 - SN3157; ConvF(5.18, 5.18, 5.18) @ 1880 MHz; Calibrated: 2023/4/10
- Sensor-Surface: 3mm (Mechanical Surface Detection)
- Electronics: DAE4 Sn1493; Calibrated: 2023/3/17
- Phantom: Twin SAM; Type: Twin SAM V5.0; Serial: TP:1412
- Measurement SW: DASY52, Version 52.10 (2); SEMCAD X Version 14.6.12 (7470)

Area Scan (8x14x1): Measurement grid: dx=15mm, dy=15mm

Maximum value of SAR (measured) = 0.302 W/kg

Zoom Scan (5x5x7)/Cube 0: Measurement grid: dx=8mm, dy=8mm, dz=5mm

Reference Value = 6.572 V/m; Power Drift = -0.09 dB

Peak SAR (extrapolated) = 0.446 W/kg

SAR(1 g) = 0.253 W/kg; SAR(10 g) = 0.145 W/kg

Maximum value of SAR (measured) = 0.313 W/kg

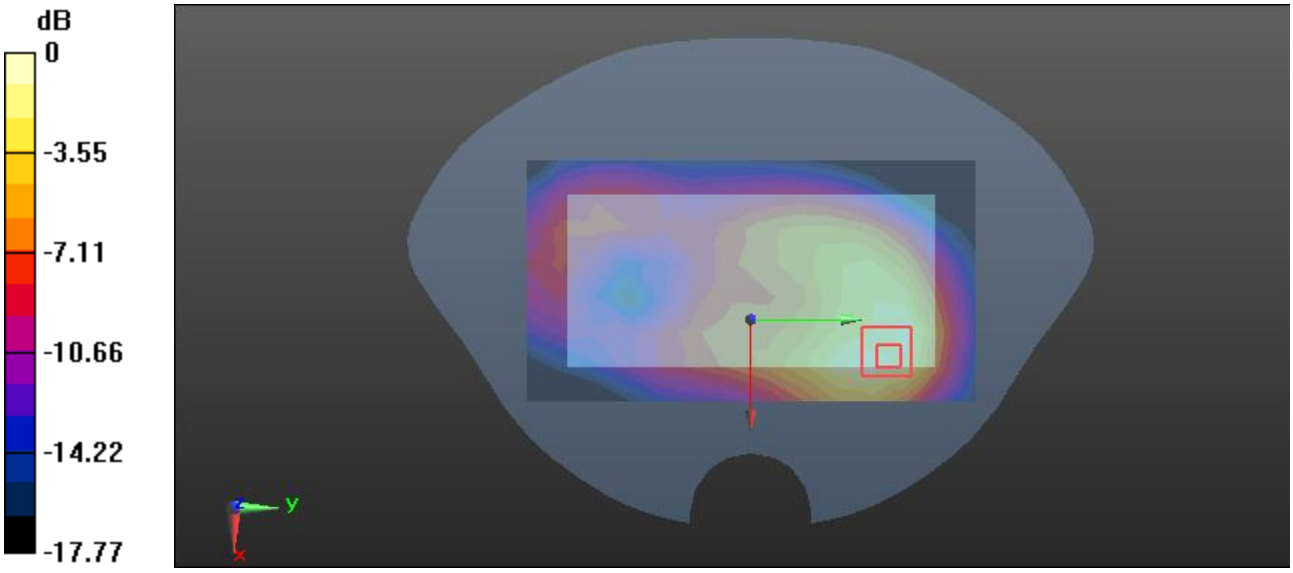

0 dB = 0.313 W/kg = -5.04 dBW/kg

Plot 29#:WCDMA Band 2_Mid_Body Left

DUT: Mobile Phone ; Type: X6528; Serial: 2CFS-1

Communication System: WCDMA; Frequency: 1880 MHz;Duty Cycle: 1:1

Medium parameters used: f = 1880 MHz; σ = 1.431 S/m; ε_r = 39.784; ρ = 1000 kg/m^3

Phantom section: Flat Section

DASY5 Configuration:

- Probe: ES3DV3 - SN3157; ConvF(5.18, 5.18, 5.18) @ 1880 MHz; Calibrated: 2023/4/10
- Sensor-Surface: 3mm (Mechanical Surface Detection)
- Electronics: DAE4 Sn1493; Calibrated: 2023/3/17
- Phantom: Twin SAM; Type: Twin SAM V5.0; Serial: TP:1412
- Measurement SW: DASY52, Version 52.10 (2); SEMCAD X Version 14.6.12 (7470)

Area Scan (6x14x1): Measurement grid: dx=15mm, dy=15mm

Maximum value of SAR (measured) = 0.0296 W/kg

Zoom Scan (5x5x7)/Cube 0: Measurement grid: dx=8mm, dy=8mm, dz=5mm

Reference Value = 2.881 V/m; Power Drift = -0.09 dB

Peak SAR (extrapolated) = 0.0440 W/kg

SAR(1 g) = 0.026 W/kg; SAR(10 g) = 0.015 W/kg

Maximum value of SAR (measured) = 0.0317 W/kg

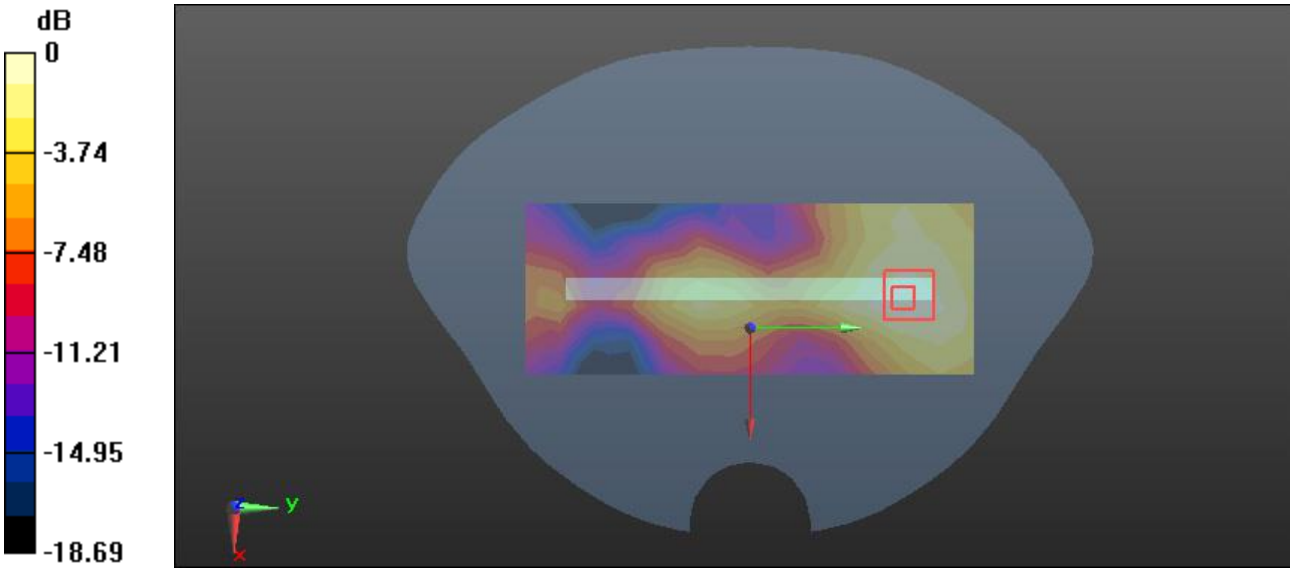

0 dB = 0.0317 W/kg = -14.99 dBW/kg

Plot 30#:WCDMA Band 2_Mid_Body Top

DUT: Mobile Phone ; Type: X6528; Serial: 2CFS-1

Communication System: WCDMA; Frequency: 1880 MHz;Duty Cycle: 1:1

Medium parameters used: f = 1880 MHz; σ = 1.431 S/m; ε_r = 39.784; ρ = 1000 kg/m^3

Phantom section: Flat Section

DASY5 Configuration:

- Probe: ES3DV3 - SN3157; ConvF(5.18, 5.18, 5.18) @ 1880 MHz; Calibrated: 2023/4/10
- Sensor-Surface: 3mm (Mechanical Surface Detection)
- Electronics: DAE4 Sn1493; Calibrated: 2023/3/17
- Phantom: Twin SAM; Type: Twin SAM V5.0; Serial: TP:1412
- Measurement SW: DASY52, Version 52.10 (2); SEMCAD X Version 14.6.12 (7470)

Area Scan (6x10x1): Measurement grid: dx=15mm, dy=15mm

Maximum value of SAR (measured) = 0.441 W/kg

Zoom Scan (5x5x7)/Cube 0: Measurement grid: dx=8mm, dy=8mm, dz=5mm

Reference Value = 14.35 V/m; Power Drift = 0.13 dB

Peak SAR (extrapolated) = 0.808 W/kg

SAR(1 g) = 0.440 W/kg; SAR(10 g) = 0.220 W/kg

Maximum value of SAR (measured) = 0.560 W/kg

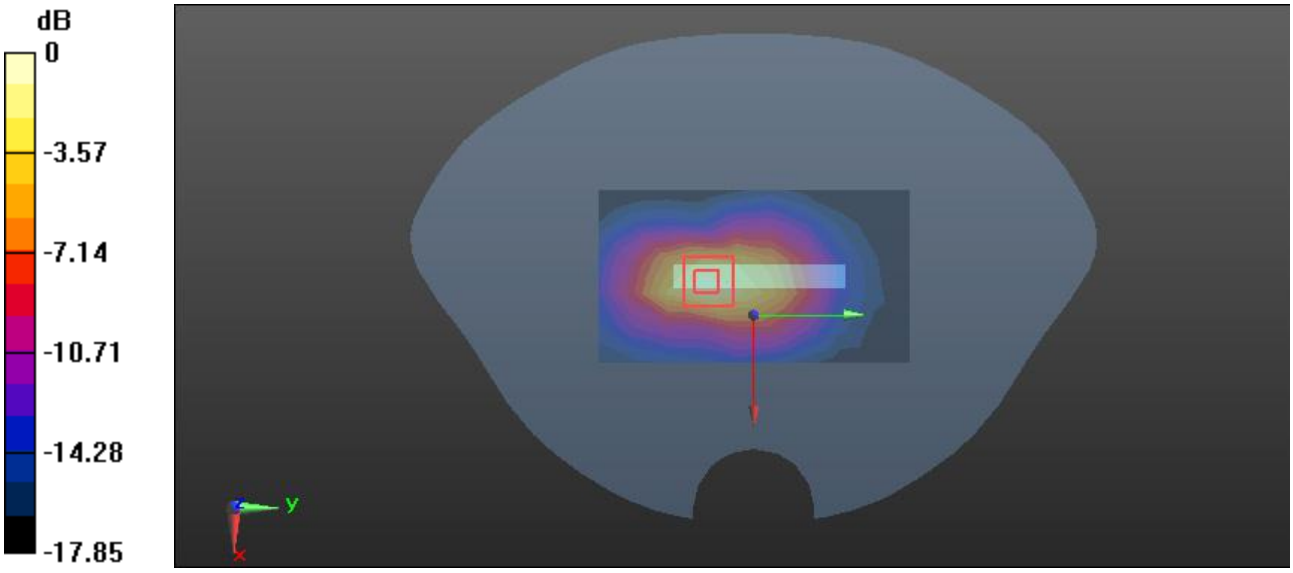

0 dB = 0.560 W/kg = -2.52 dBW/kg

Plot 31#:WCDMA Band 4_Mid_Head Left Cheek

DUT: Mobile Phone ; Type: X6528; Serial: 2CFS-1

Communication System: WCDMA; Frequency: 1732.6 MHz;Duty Cycle: 1:1
Medium parameters used: f = 1732.6 MHz; σ = 1.367 S/m; ε_r = 40.282; ρ = 1000 kg/m^3
Phantom section: Left Section

DASY5 Configuration:

- Probe: ES3DV3 - SN3157; ConvF(5.38, 5.38, 5.38) @ 1732.6 MHz; Calibrated: 2023/4/10
- Sensor-Surface: 3mm (Mechanical Surface Detection)
- Electronics: DAE4 Sn1493; Calibrated: 2023/3/17
- Phantom: Twin SAM; Type: Twin SAM V5.0; Serial: TP:1412
- Measurement SW: DASY52, Version 52.10 (2); SEMCAD X Version 14.6.12 (7470)

Area Scan (8x9x1): Measurement grid: dx=15mm, dy=15mm
Maximum value of SAR (measured) = 0.463 W/kg

Zoom Scan (5x5x7)/Cube 0: Measurement grid: dx=8mm, dy=8mm, dz=5mm
Reference Value = 16.75 V/m; Power Drift = 0.13 dB
Peak SAR (extrapolated) = 0.815 W/kg
SAR(1 g) = 0.461 W/kg; SAR(10 g) = 0.261 W/kg
Maximum value of SAR (measured) = 0.553 W/kg

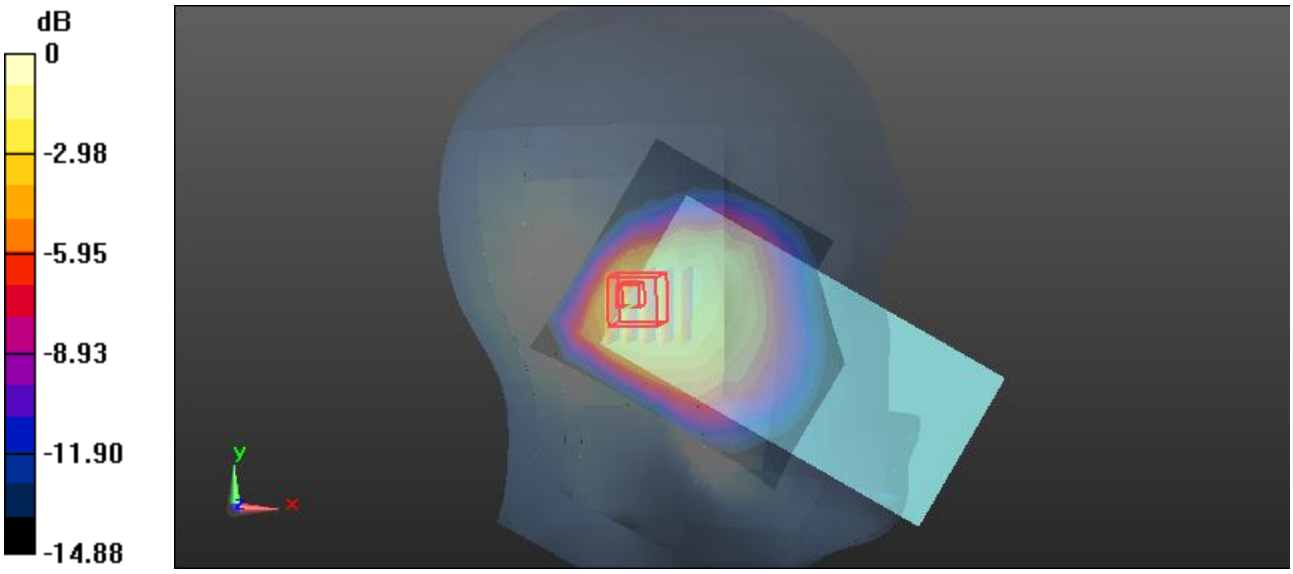

0 dB = 0.553 W/kg = -2.57 dBW/kg

Plot 32#:WCDMA Band 4_Mid_Head Left Tilt

DUT: Mobile Phone ; Type: X6528; Serial: 2CFS-1

Communication System: WCDMA; Frequency: 1732.6 MHz;Duty Cycle: 1:1
Medium parameters used: f = 1732.6 MHz; σ = 1.367 S/m; ε_r = 40.282; ρ = 1000 kg/m^3
Phantom section: Left Section

DASY5 Configuration:

- Probe: ES3DV3 - SN3157; ConvF(5.38, 5.38, 5.38) @ 1732.6 MHz; Calibrated: 2023/4/10
- Sensor-Surface: 3mm (Mechanical Surface Detection)
- Electronics: DAE4 Sn1493; Calibrated: 2023/3/17
- Phantom: Twin SAM; Type: Twin SAM V5.0; Serial: TP:1412
- Measurement SW: DASY52, Version 52.10 (2); SEMCAD X Version 14.6.12 (7470)

Area Scan (8x9x1): Measurement grid: dx=15mm, dy=15mm
Maximum value of SAR (measured) = 0.736 W/kg

Zoom Scan (5x5x7)/Cube 0: Measurement grid: dx=8mm, dy=8mm, dz=5mm
Reference Value = 21.80 V/m; Power Drift = 0.04 dB
Peak SAR (extrapolated) = 1.18 W/kg
SAR(1 g) = 0.659 W/kg; SAR(10 g) = 0.351 W/kg
Maximum value of SAR (measured) = 0.855 W/kg

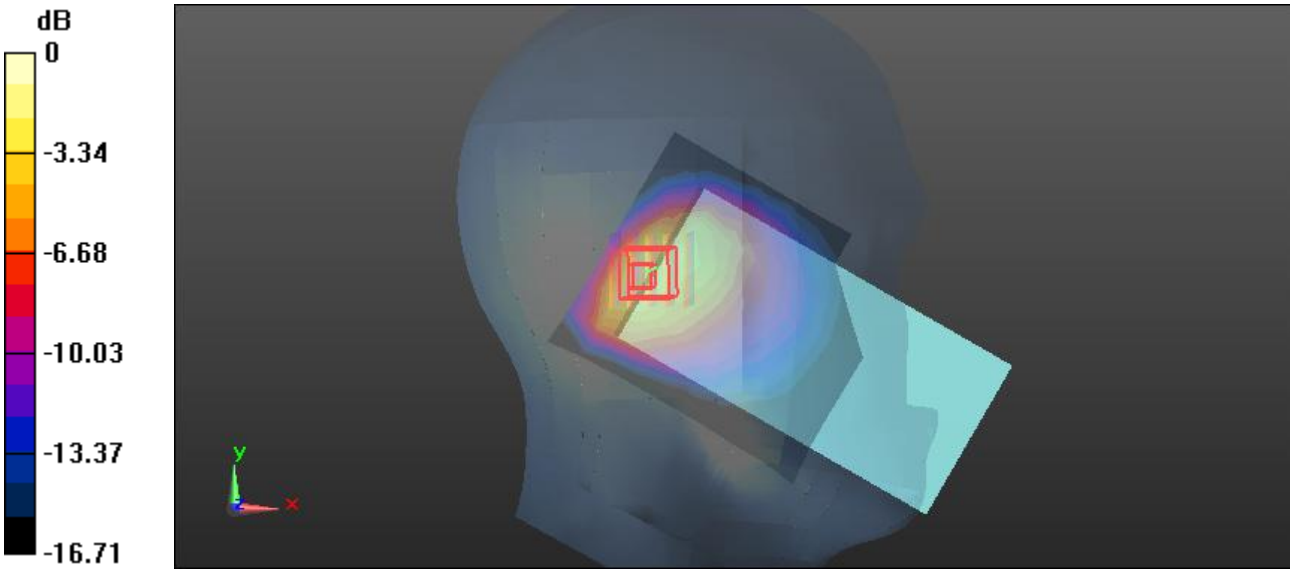

0 dB = 0.855 W/kg = -0.68 dBW/kg

Plot 33#:WCDMA Band 4_Mid_Head Right Cheek

DUT: Mobile Phone ; Type: X6528; Serial: 2CFS-1

Communication System: WCDMA; Frequency: 1732.6 MHz;Duty Cycle: 1:1
Medium parameters used: f = 1732.6 MHz; σ = 1.367 S/m; ε_r = 40.282; ρ = 1000 kg/m^3
Phantom section: Right Section

DASY5 Configuration:

- Probe: ES3DV3 - SN3157; ConvF(5.38, 5.38, 5.38) @ 1732.6 MHz; Calibrated: 2023/4/10
- Sensor-Surface: 3mm (Mechanical Surface Detection)
- Electronics: DAE4 Sn1493; Calibrated: 2023/3/17
- Phantom: Twin SAM; Type: Twin SAM V5.0; Serial: TP:1412
- Measurement SW: DASY52, Version 52.10 (2); SEMCAD X Version 14.6.12 (7470)

Area Scan (8x9x1): Measurement grid: dx=15mm, dy=15mm
Maximum value of SAR (measured) = 0.737 W/kg

Zoom Scan (5x5x7)/Cube 0: Measurement grid: dx=8mm, dy=8mm, dz=5mm
Reference Value = 13.19 V/m; Power Drift = 0.19 dB
Peak SAR (extrapolated) = 1.10 W/kg
SAR(1 g) = 0.583 W/kg; SAR(10 g) = 0.307 W/kg
Maximum value of SAR (measured) = 0.769 W/kg

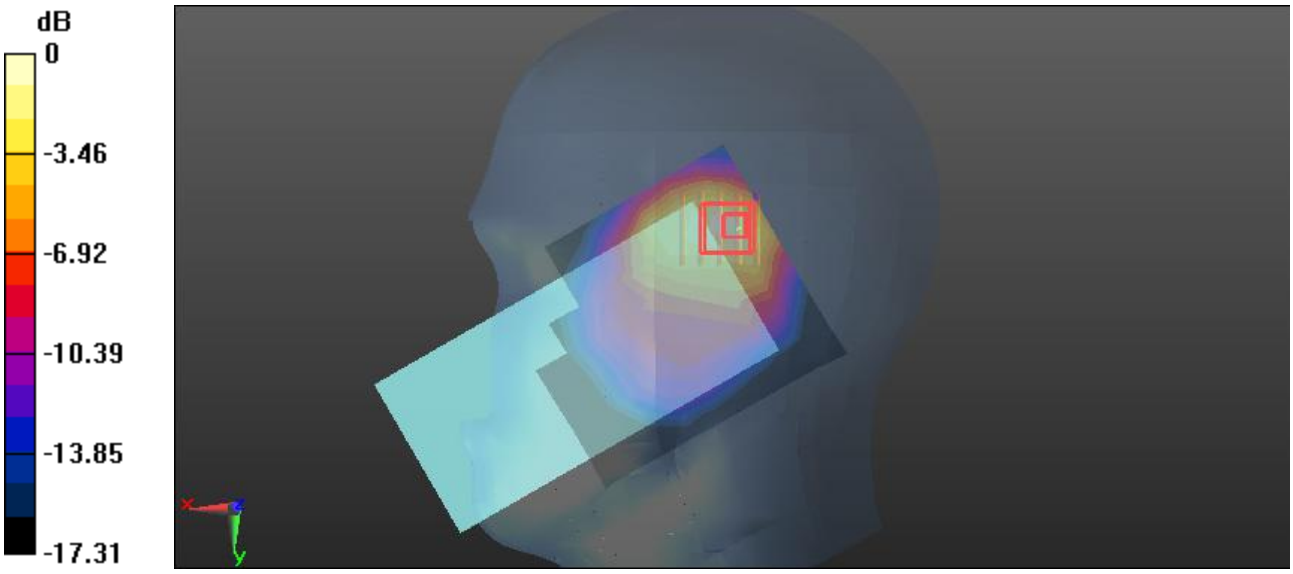

0 dB = 0.769 W/kg = -1.14 dBW/kg

Plot 34#:WCDMA Band 4_Low_Head Right Tilt

DUT: Mobile Phone ; Type: X6528; Serial: 2CFS-1

Communication System: WCDMA; Frequency: 1712.4 MHz;Duty Cycle: 1:1
Medium parameters used: f = 1712.4 MHz; σ = 1.352 S/m; ε_r = 40.372; ρ = 1000 kg/m^3
Phantom section: Right Section

DASY5 Configuration:

- Probe: ES3DV3 - SN3157; ConvF(5.38, 5.38, 5.38) @ 1712.4 MHz; Calibrated: 2023/4/10
- Sensor-Surface: 3mm (Mechanical Surface Detection)
- Electronics: DAE4 Sn1493; Calibrated: 2023/3/17
- Phantom: Twin SAM; Type: Twin SAM V5.0; Serial: TP:1412
- Measurement SW: DASY52, Version 52.10 (2); SEMCAD X Version 14.6.12 (7470)

Area Scan (8x9x1): Measurement grid: dx=15mm, dy=15mm
Maximum value of SAR (measured) = 0.671 W/kg

Zoom Scan (5x5x7)/Cube 0: Measurement grid: dx=8mm, dy=8mm, dz=5mm
Reference Value = 14.34 V/m; Power Drift = 0.16 dB
Peak SAR (extrapolated) = 1.30 W/kg
SAR(1 g) = 0.669 W/kg; SAR(10 g) = 0.328 W/kg
Maximum value of SAR (measured) = 0.852 W/kg



0 dB = 0.852 W/kg = -0.70 dBW/kg

Plot 35#:WCDMA Band 4_Mid_Head Right Tilt

DUT: Mobile Phone ; Type: X6528; Serial: 2CFS-1

Communication System: WCDMA; Frequency: 1732.6 MHz;Duty Cycle: 1:1
Medium parameters used: f = 1732.6 MHz; σ = 1.367 S/m; ε_r = 40.282; ρ = 1000 kg/m^3
Phantom section: Right Section

DASY5 Configuration:

- Probe: ES3DV3 - SN3157; ConvF(5.38, 5.38, 5.38) @ 1732.6 MHz; Calibrated: 2023/4/10
- Sensor-Surface: 3mm (Mechanical Surface Detection)
- Electronics: DAE4 Sn1493; Calibrated: 2023/3/17
- Phantom: Twin SAM; Type: Twin SAM V5.0; Serial: TP:1412
- Measurement SW: DASY52, Version 52.10 (2); SEMCAD X Version 14.6.12 (7470)

Area Scan (8x9x1): Measurement grid: dx=15mm, dy=15mm
Maximum value of SAR (measured) = 1.08 W/kg

Zoom Scan (5x5x7)/Cube 0: Measurement grid: dx=8mm, dy=8mm, dz=5mm
Reference Value = 17.43 V/m; Power Drift = -0.11 dB
Peak SAR (extrapolated) = 1.60 W/kg
SAR(1 g) = 0.827 W/kg; SAR(10 g) = 0.406 W/kg
Maximum value of SAR (measured) = 1.07 W/kg

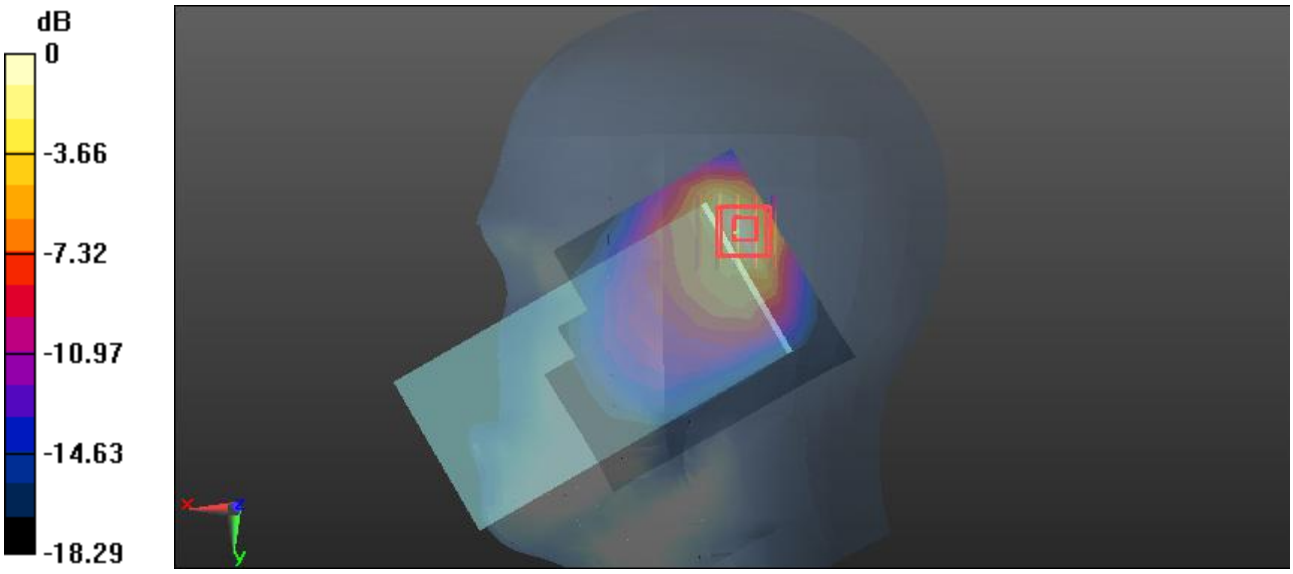

0 dB = 1.07 W/kg = 0.29 dBW/kg

Plot 36#:WCDMA Band 4_High_Head Right Tilt

DUT: Mobile Phone ; Type: X6528; Serial: 2CFS-1

Communication System: WCDMA; Frequency: 1752.6 MHz;Duty Cycle: 1:1
Medium parameters used: f = 1752.6 MHz; σ = 1.376 S/m; ε_r = 40.193; ρ = 1000 kg/m^3
Phantom section: Right Section

DASY5 Configuration:

- Probe: ES3DV3 - SN3157; ConvF(5.38, 5.38, 5.38) @ 1752.6 MHz; Calibrated: 2023/4/10
- Sensor-Surface: 3mm (Mechanical Surface Detection)
- Electronics: DAE4 Sn1493; Calibrated: 2023/3/17
- Phantom: Twin SAM; Type: Twin SAM V5.0; Serial: TP:1412
- Measurement SW: DASY52, Version 52.10 (2); SEMCAD X Version 14.6.12 (7470)

Area Scan (8x9x1): Measurement grid: dx=15mm, dy=15mm
Maximum value of SAR (measured) = 0.725 W/kg

Zoom Scan (5x5x7)/Cube 0: Measurement grid: dx=8mm, dy=8mm, dz=5mm
Reference Value = 14.52 V/m; Power Drift = 0.08 dB
Peak SAR (extrapolated) = 1.35 W/kg
SAR(1 g) = 0.705 W/kg; SAR(10 g) = 0.347 W/kg
Maximum value of SAR (measured) = 0.890 W/kg



0 dB = 0.890 W/kg = -0.51 dBW/kg

Plot 37#:WCDMA Band 4_Mid_Body Front

DUT: Mobile Phone ; Type: X6528; Serial: 2CFS-1

Communication System: WCDMA; Frequency: 1732.6 MHz;Duty Cycle: 1:1
Medium parameters used: f = 1732.6 MHz; σ = 1.367 S/m; ε_r = 40.282; ρ = 1000 kg/m^3
Phantom section: Flat Section

DASY5 Configuration:

- Probe: ES3DV3 - SN3157; ConvF(5.38, 5.38, 5.38) @ 1732.6 MHz; Calibrated: 2023/4/10
- Sensor-Surface: 3mm (Mechanical Surface Detection)
- Electronics: DAE4 Sn1493; Calibrated: 2023/3/17
- Phantom: Twin SAM; Type: Twin SAM V5.0; Serial: TP:1412
- Measurement SW: DASY52, Version 52.10 (2); SEMCAD X Version 14.6.12 (7470)

Area Scan (8x14x1): Measurement grid: dx=15mm, dy=15mm
Maximum value of SAR (measured) = 0.143 W/kg

Zoom Scan (6x6x7)/Cube 0: Measurement grid: dx=8mm, dy=8mm, dz=5mm
Reference Value = 5.914 V/m; Power Drift = -0.10 dB
Peak SAR (extrapolated) = 0.217 W/kg
SAR(1 g) = 0.133 W/kg; SAR(10 g) = 0.079 W/kg
Maximum value of SAR (measured) = 0.159 W/kg

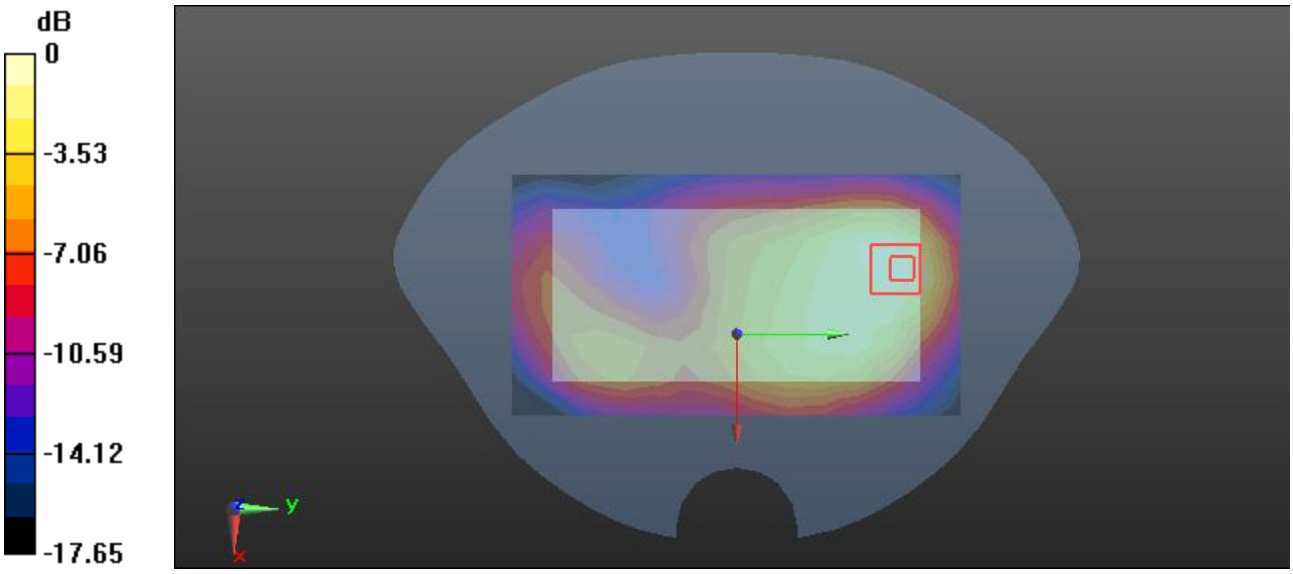

0 dB = 0.159 W/kg = -7.99 dBW/kg

Plot 38#:WCDMA Band 4_Mid_Body Back

DUT: Mobile Phone ; Type: X6528; Serial: 2CFS-1

Communication System: WCDMA; Frequency: 1732.6 MHz;Duty Cycle: 1:1
Medium parameters used: f = 1732.6 MHz; σ = 1.367 S/m; ε_r = 40.282; ρ = 1000 kg/m^3
Phantom section: Flat Section

DASY5 Configuration:

- Probe: ES3DV3 - SN3157; ConvF(5.38, 5.38, 5.38) @ 1732.6 MHz; Calibrated: 2023/4/10
- Sensor-Surface: 3mm (Mechanical Surface Detection)
- Electronics: DAE4 Sn1493; Calibrated: 2023/3/17
- Phantom: Twin SAM; Type: Twin SAM V5.0; Serial: TP:1412
- Measurement SW: DASY52, Version 52.10 (2); SEMCAD X Version 14.6.12 (7470)

Area Scan (8x14x1): Measurement grid: dx=15mm, dy=15mm
Maximum value of SAR (measured) = 0.246 W/kg

Zoom Scan (5x5x7)/Cube 0: Measurement grid: dx=8mm, dy=8mm, dz=5mm
Reference Value = 7.693 V/m; Power Drift = 0.19 dB
Peak SAR (extrapolated) = 0.343 W/kg
SAR(1 g) = 0.197 W/kg; SAR(10 g) = 0.114 W/kg
Maximum value of SAR (measured) = 0.238 W/kg

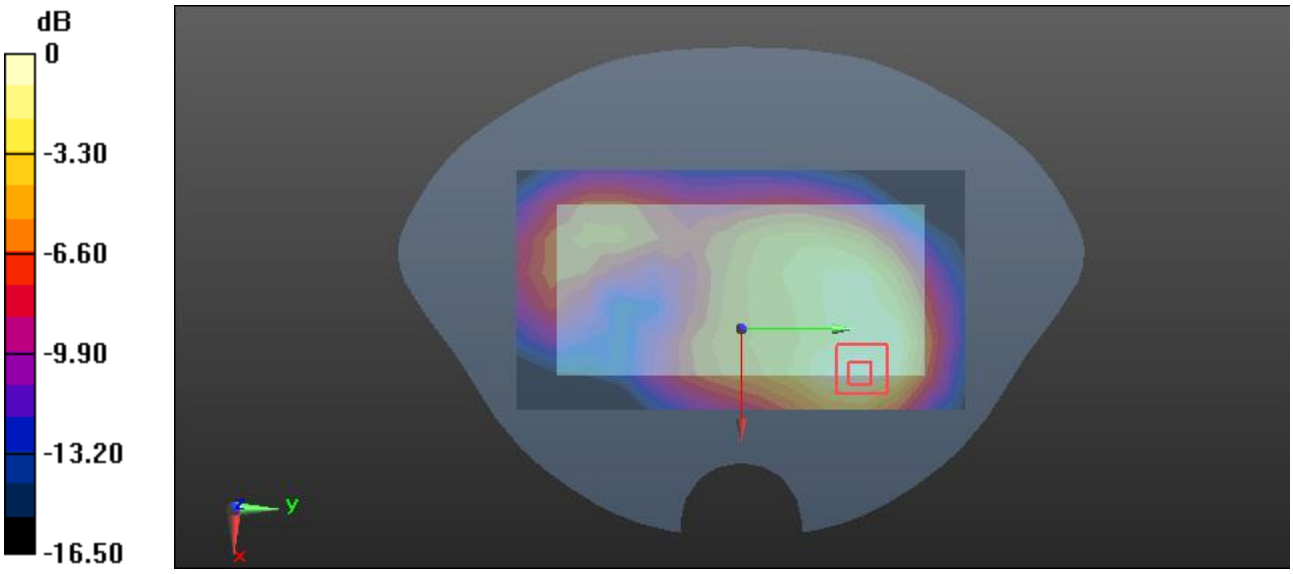

0 dB = 0.238 W/kg = -6.23 dBW/kg

Plot 39#:WCDMA Band 4_Mid_Body Left

DUT: Mobile Phone ; Type: X6528; Serial: 2CFS-1

Communication System: WCDMA; Frequency: 1732.6 MHz;Duty Cycle: 1:1
Medium parameters used: f = 1732.6 MHz; σ = 1.367 S/m; ε_r = 40.282; ρ = 1000 kg/m^3
Phantom section: Flat Section

DASY5 Configuration:

- Probe: ES3DV3 - SN3157; ConvF(5.38, 5.38, 5.38) @ 1732.6 MHz; Calibrated: 2023/4/10
- Sensor-Surface: 3mm (Mechanical Surface Detection)
- Electronics: DAE4 Sn1493; Calibrated: 2023/3/17
- Phantom: Twin SAM; Type: Twin SAM V5.0; Serial: TP:1412
- Measurement SW: DASY52, Version 52.10 (2); SEMCAD X Version 14.6.12 (7470)

Area Scan (6x14x1): Measurement grid: dx=15mm, dy=15mm
Maximum value of SAR (measured) = 0.0440 W/kg

Zoom Scan (5x5x7)/Cube 0: Measurement grid: dx=8mm, dy=8mm, dz=5mm
Reference Value = 5.496 V/m; Power Drift = 0.01 dB
Peak SAR (extrapolated) = 0.0640 W/kg
SAR(1 g) = 0.040 W/kg; SAR(10 g) = 0.023 W/kg
Maximum value of SAR (measured) = 0.0487 W/kg

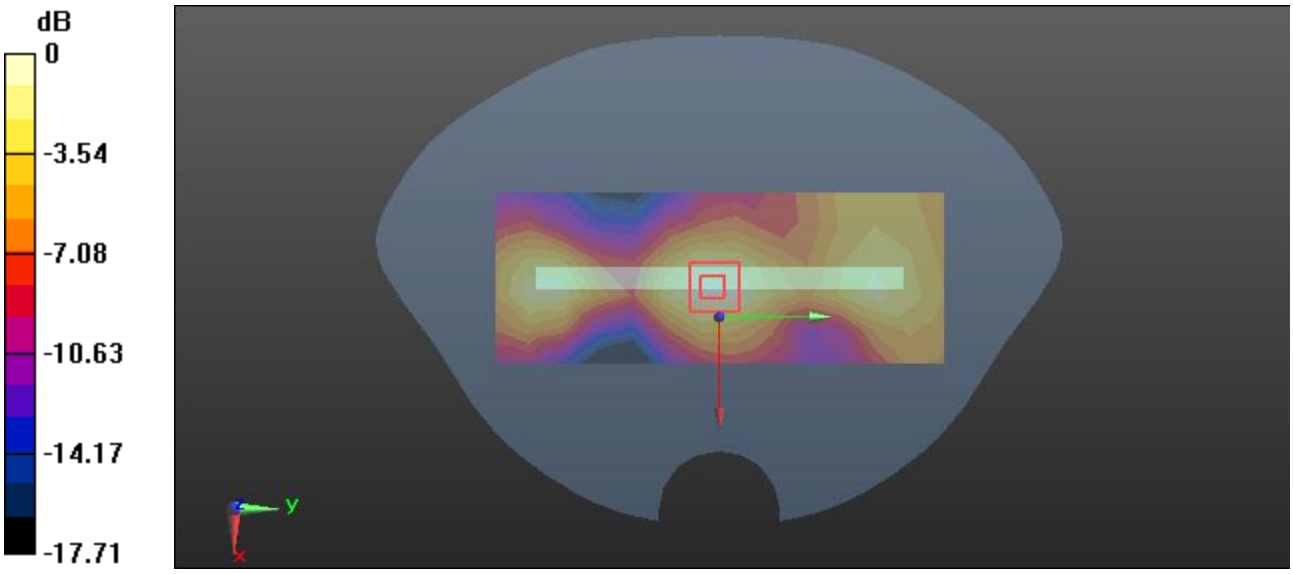

0 dB = 0.0487 W/kg = -13.12 dBW/kg

Plot 40#:WCDMA Band 4_Mid_Body Top

DUT: Mobile Phone ; Type: X6528; Serial: 2CFS-1

Communication System: WCDMA; Frequency: 1732.6 MHz;Duty Cycle: 1:1
Medium parameters used: f = 1732.6 MHz; σ = 1.367 S/m; ε_r = 40.282; ρ = 1000 kg/m^3
Phantom section: Flat Section

DASY5 Configuration:

- Probe: ES3DV3 - SN3157; ConvF(5.38, 5.38, 5.38) @ 1732.6 MHz; Calibrated: 2023/4/10
- Sensor-Surface: 3mm (Mechanical Surface Detection)
- Electronics: DAE4 Sn1493; Calibrated: 2023/3/17
- Phantom: Twin SAM; Type: Twin SAM V5.0; Serial: TP:1412
- Measurement SW: DASY52, Version 52.10 (2); SEMCAD X Version 14.6.12 (7470)

Area Scan (6x10x1): Measurement grid: dx=15mm, dy=15mm
Maximum value of SAR (measured) = 0.371 W/kg

Zoom Scan (5x5x7)/Cube 0: Measurement grid: dx=8mm, dy=8mm, dz=5mm
Reference Value = 13.62 V/m; Power Drift = 0.20 dB
Peak SAR (extrapolated) = 0.624 W/kg
SAR(1 g) = 0.351 W/kg; SAR(10 g) = 0.182 W/kg
Maximum value of SAR (measured) = 0.448 W/kg

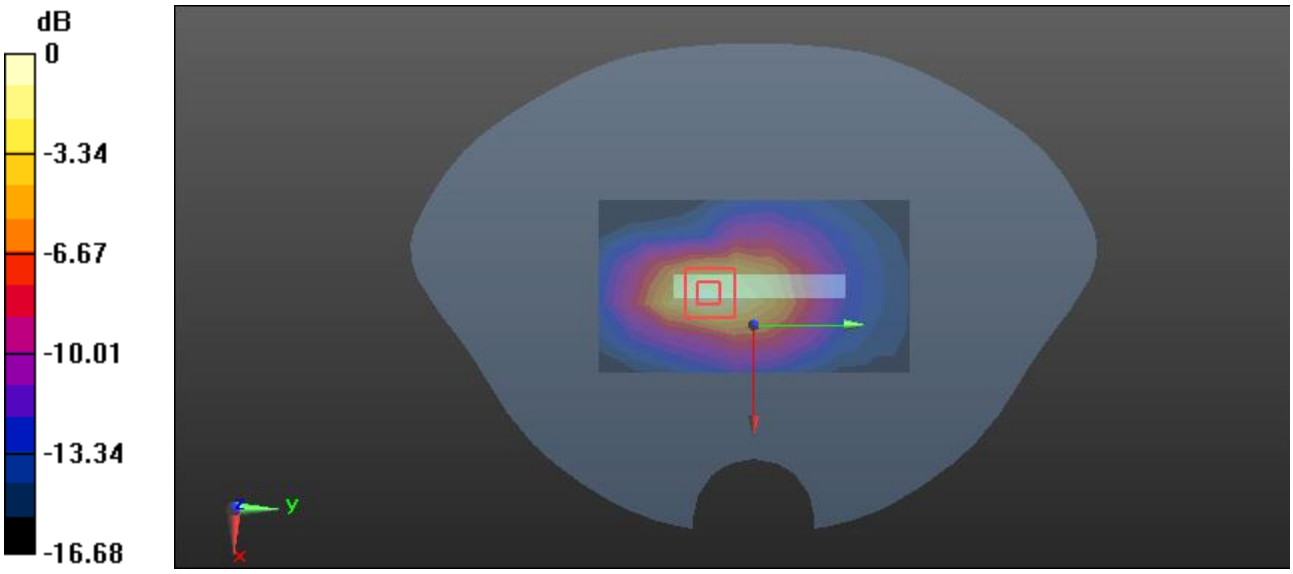

0 dB = 0.448 W/kg = -3.49 dBW/kg

Plot 41#:WCDMA Band 5_Mid_Head Left Cheek

DUT: Mobile Phone ; Type: X6528; Serial: 2CFS-1

Communication System: WCDMA; Frequency: 836.6 MHz;Duty Cycle: 1:1

Medium parameters used: f = 836.6 MHz; σ = 0.896 S/m; ε_r = 41.794; ρ = 1000 kg/m^3

Phantom section: Left Section

DASY5 Configuration:

- Probe: ES3DV3 - SN3157; ConvF(6.48, 6.48, 6.48) @ 836.6 MHz; Calibrated: 2023/4/10
- Sensor-Surface: 3mm (Mechanical Surface Detection)
- Electronics: DAE4 Sn1493; Calibrated: 2023/3/17
- Phantom: Twin SAM; Type: Twin SAM V5.0; Serial: TP:1412
- Measurement SW: DASY52, Version 52.10 (2); SEMCAD X Version 14.6.12 (7470)

Area Scan (8x9x1): Measurement grid: dx=15mm, dy=15mm

Maximum value of SAR (measured) = 0.651 W/kg

Zoom Scan (5x5x7)/Cube 0: Measurement grid: dx=8mm, dy=8mm, dz=5mm

Reference Value = 20.92 V/m; Power Drift = 0.07 dB

Peak SAR (extrapolated) = 0.957 W/kg

SAR(1 g) = 0.595 W/kg; SAR(10 g) = 0.397 W/kg

Maximum value of SAR (measured) = 0.686 W/kg

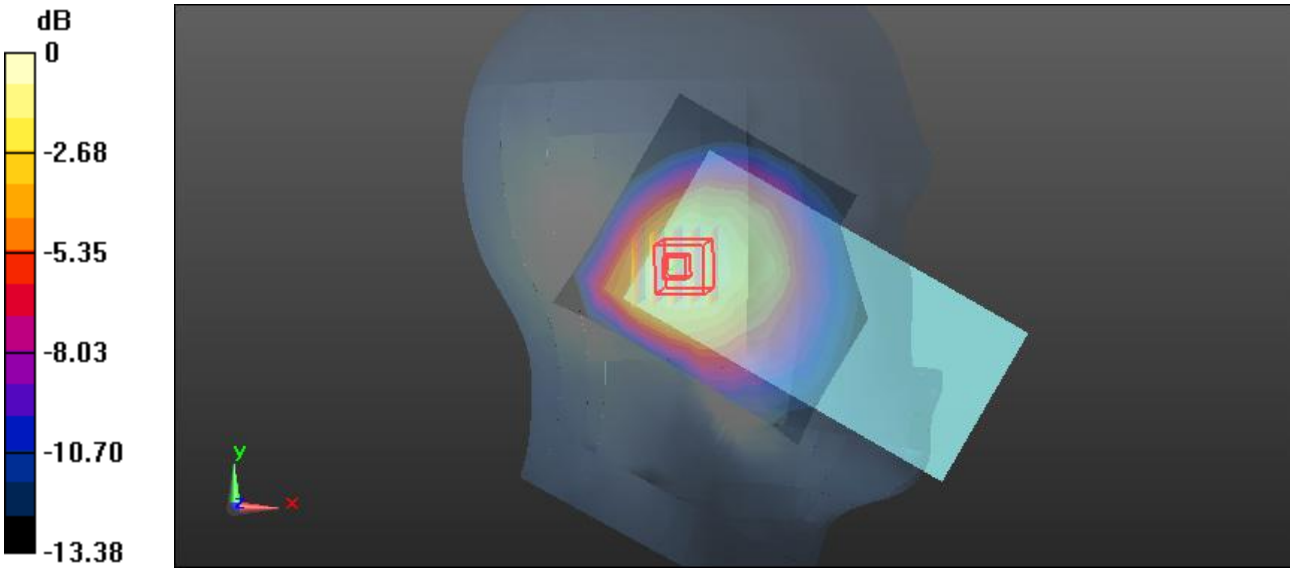

0 dB = 0.686 W/kg = -1.64 dBW/kg

Plot 42#:WCDMA Band 5_Mid_Head Left Tilt

DUT: Mobile Phone ; Type: X6528; Serial: 2CFS-1

Communication System: WCDMA; Frequency: 836.6 MHz;Duty Cycle: 1:1

Medium parameters used: f = 836.6 MHz; σ = 0.896 S/m; ε_r = 41.794; ρ = 1000 kg/m^3

Phantom section: Left Section

DASY5 Configuration:

- Probe: ES3DV3 - SN3157; ConvF(6.48, 6.48, 6.48) @ 836.6 MHz; Calibrated: 2023/4/10
- Sensor-Surface: 3mm (Mechanical Surface Detection)
- Electronics: DAE4 Sn1493; Calibrated: 2023/3/17
- Phantom: Twin SAM; Type: Twin SAM V5.0; Serial: TP:1412
- Measurement SW: DASY52, Version 52.10 (2); SEMCAD X Version 14.6.12 (7470)

Area Scan (8x9x1): Measurement grid: dx=15mm, dy=15mm

Maximum value of SAR (measured) = 0.426 W/kg

Zoom Scan (5x5x7)/Cube 0: Measurement grid: dx=8mm, dy=8mm, dz=5mm

Reference Value = 19.35 V/m; Power Drift = -0.19 dB

Peak SAR (extrapolated) = 0.674 W/kg

SAR(1 g) = 0.408 W/kg; SAR(10 g) = 0.250 W/kg

Maximum value of SAR (measured) = 0.478 W/kg

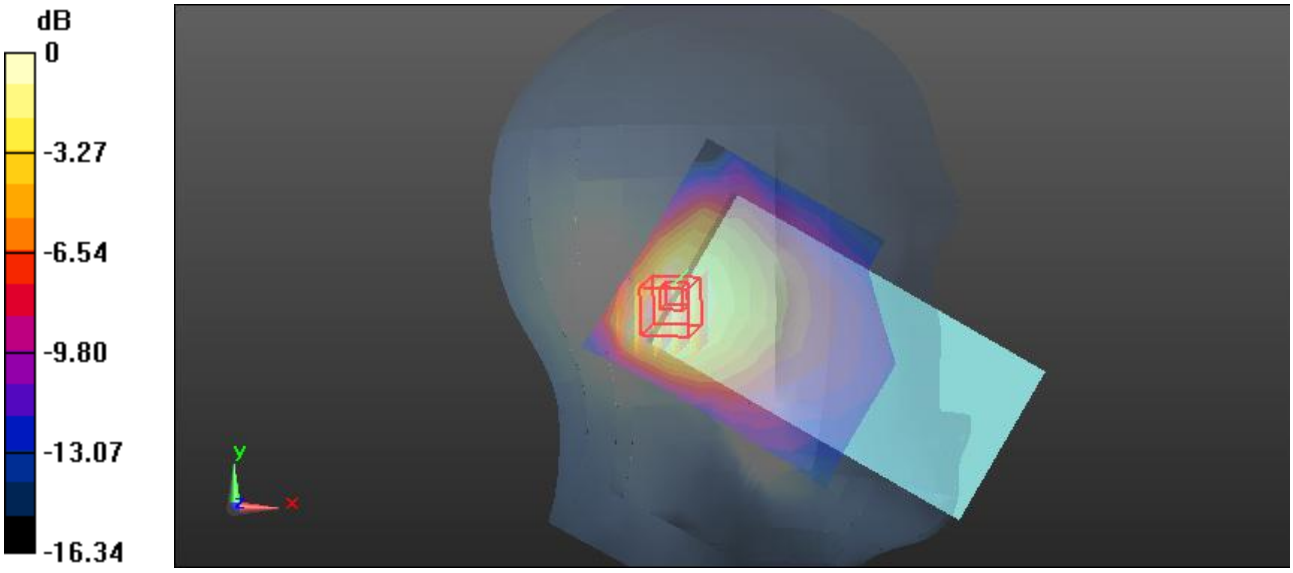

0 dB = 0.478 W/kg = -3.21 dBW/kg

Plot 43#:WCDMA Band 5_Low_Head Right Cheek

DUT: Mobile Phone ; Type: X6528; Serial: 2CFS-1

Communication System: WCDMA; Frequency: 826.4 MHz;Duty Cycle: 1:1

Medium parameters used: f = 826.4 MHz; σ = 0.887 S/m; ε_r = 41.875; ρ = 1000 kg/m^3

Phantom section: Right Section

DASY5 Configuration:

- Probe: ES3DV3 - SN3157; ConvF(6.48, 6.48, 6.48) @ 826.4 MHz; Calibrated: 2023/4/10
- Sensor-Surface: 3mm (Mechanical Surface Detection)
- Electronics: DAE4 Sn1493; Calibrated: 2023/3/17
- Phantom: Twin SAM; Type: Twin SAM V5.0; Serial: TP:1412
- Measurement SW: DASY52, Version 52.10 (2); SEMCAD X Version 14.6.12 (7470)

Area Scan (8x9x1): Measurement grid: dx=15mm, dy=15mm

Maximum value of SAR (measured) = 0.794 W/kg

Zoom Scan (5x5x7)/Cube 0: Measurement grid: dx=8mm, dy=8mm, dz=5mm

Reference Value = 22.40 V/m; Power Drift = 0.03 dB

Peak SAR (extrapolated) = 1.55 W/kg

SAR(1 g) = 0.720 W/kg; SAR(10 g) = 0.429 W/kg

Maximum value of SAR (measured) = 0.851 W/kg



0 dB = 0.851 W/kg = -0.70 dBW/kg

Plot 44#:WCDMA Band 5_Mid_Head Right Cheek

DUT: Mobile Phone ; Type: X6528; Serial: 2CFS-1

Communication System: WCDMA; Frequency: 836.6 MHz;Duty Cycle: 1:1

Medium parameters used: f = 836.6 MHz; σ = 0.896 S/m; ε_r = 41.794; ρ = 1000 kg/m^3

Phantom section: Right Section

DASY5 Configuration:

- Probe: ES3DV3 - SN3157; ConvF(6.48, 6.48, 6.48) @ 836.6 MHz; Calibrated: 2023/4/10
- Sensor-Surface: 3mm (Mechanical Surface Detection)
- Electronics: DAE4 Sn1493; Calibrated: 2023/3/17
- Phantom: Twin SAM; Type: Twin SAM V5.0; Serial: TP:1412
- Measurement SW: DASY52, Version 52.10 (2); SEMCAD X Version 14.6.12 (7470)

Area Scan (8x9x1): Measurement grid: dx=15mm, dy=15mm

Maximum value of SAR (measured) = 0.862 W/kg

Zoom Scan (5x5x7)/Cube 0: Measurement grid: dx=8mm, dy=8mm, dz=5mm

Reference Value = 23.11 V/m; Power Drift = -0.16 dB

Peak SAR (extrapolated) = 1.66 W/kg

SAR(1 g) = 0.771 W/kg; SAR(10 g) = 0.461 W/kg

Maximum value of SAR (measured) = 0.908 W/kg



0 dB = 0.908 W/kg = -0.42 dBW/kg

Plot 45#:WCDMA Band 5_High_Head Right Cheek

DUT: Mobile Phone ; Type: X6528; Serial: 2CFS-1

Communication System: WCDMA; Frequency: 846.6 MHz;Duty Cycle: 1:1

Medium parameters used: f = 846.6 MHz; σ = 0.904 S/m; ε_r = 41.724; ρ = 1000 kg/m^3

Phantom section: Right Section

DASY5 Configuration:

- Probe: ES3DV3 - SN3157; ConvF(6.48, 6.48, 6.48) @ 846.6 MHz; Calibrated: 2023/4/10
- Sensor-Surface: 3mm (Mechanical Surface Detection)
- Electronics: DAE4 Sn1493; Calibrated: 2023/3/17
- Phantom: Twin SAM; Type: Twin SAM V5.0; Serial: TP:1412
- Measurement SW: DASY52, Version 52.10 (2); SEMCAD X Version 14.6.12 (7470)

Area Scan (8x9x1): Measurement grid: dx=15mm, dy=15mm

Maximum value of SAR (measured) = 0.906 W/kg

Zoom Scan (5x5x7)/Cube 0: Measurement grid: dx=8mm, dy=8mm, dz=5mm

Reference Value = 23.48 V/m; Power Drift = -0.16 dB

Peak SAR (extrapolated) = 1.73 W/kg

SAR(1 g) = 0.812 W/kg; SAR(10 g) = 0.481 W/kg

Maximum value of SAR (measured) = 0.954 W/kg

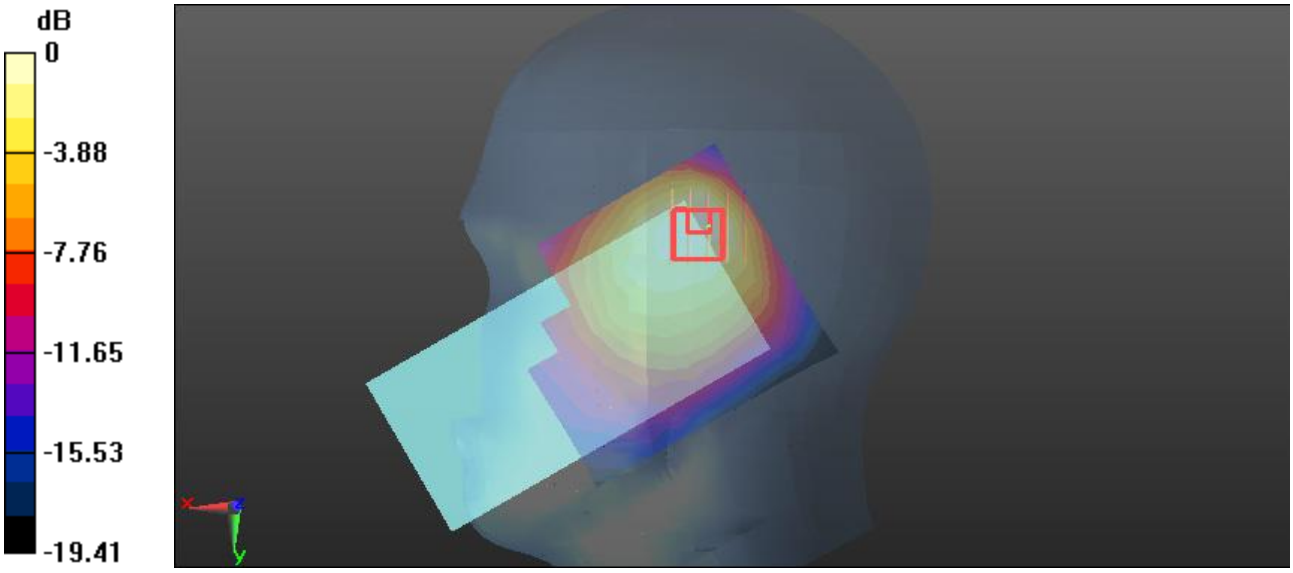

0 dB = 0.954 W/kg = -0.20 dBW/kg

Plot 46#:WCDMA Band 5_Mid_Head Right Tilt

DUT: Mobile Phone ; Type: X6528; Serial: 2CFS-1

Communication System: WCDMA; Frequency: 836.6 MHz;Duty Cycle: 1:1

Medium parameters used: f = 836.6 MHz; σ = 0.896 S/m; ε_r = 41.794; ρ = 1000 kg/m^3

Phantom section: Right Section

DASY5 Configuration:

- Probe: ES3DV3 - SN3157; ConvF(6.48, 6.48, 6.48) @ 836.6 MHz; Calibrated: 2023/4/10
- Sensor-Surface: 3mm (Mechanical Surface Detection)
- Electronics: DAE4 Sn1493; Calibrated: 2023/3/17
- Phantom: Twin SAM; Type: Twin SAM V5.0; Serial: TP:1412
- Measurement SW: DASY52, Version 52.10 (2); SEMCAD X Version 14.6.12 (7470)

Area Scan (8x9x1): Measurement grid: dx=15mm, dy=15mm

Maximum value of SAR (measured) = 0.897 W/kg

Zoom Scan (5x5x7)/Cube 0: Measurement grid: dx=8mm, dy=8mm, dz=5mm

Reference Value = 23.33 V/m; Power Drift = 0.12 dB

Peak SAR (extrapolated) = 1.80 W/kg

SAR(1 g) = 0.736 W/kg; SAR(10 g) = 0.394 W/kg

Maximum value of SAR (measured) = 0.941 W/kg

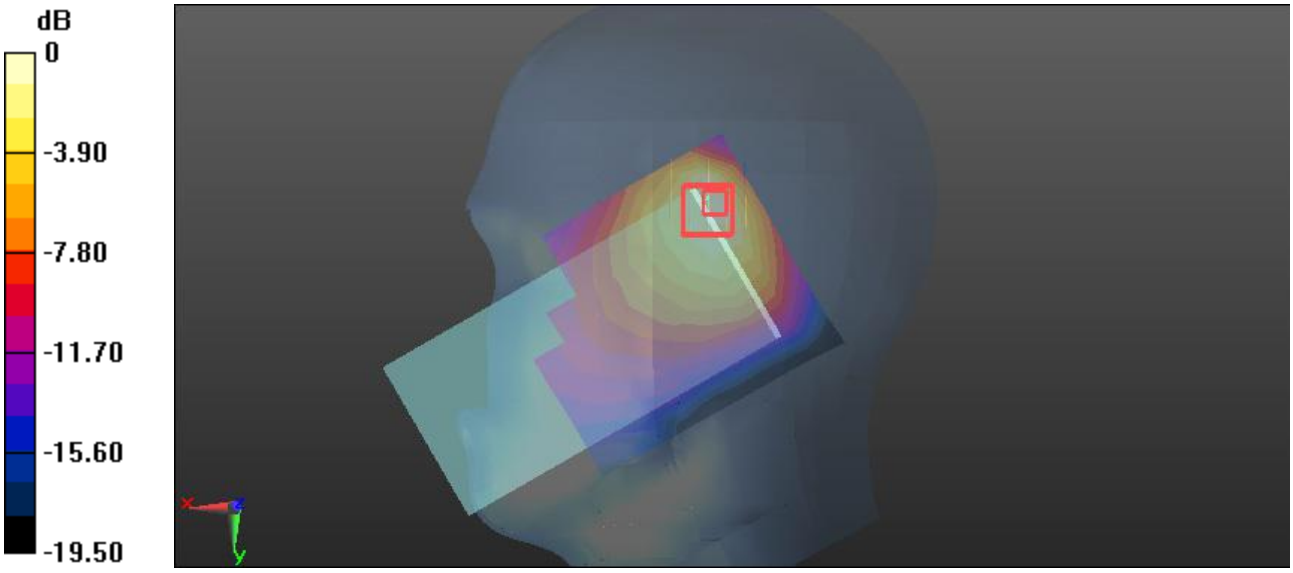

0 dB = 0.941 W/kg = -0.26 dBW/kg

Plot 47#:WCDMA Band 5_Mid_Body Front

DUT: Mobile Phone ; Type: X6528; Serial: 2CFS-1

Communication System: WCDMA; Frequency: 836.6 MHz;Duty Cycle: 1:1

Medium parameters used: f = 836.6 MHz; σ = 0.896 S/m; ε_r = 41.794; ρ = 1000 kg/m^3

Phantom section: Flat Section

DASY5 Configuration:

- Probe: ES3DV3 - SN3157; ConvF(6.48, 6.48, 6.48) @ 836.6 MHz; Calibrated: 2023/4/10
- Sensor-Surface: 3mm (Mechanical Surface Detection)
- Electronics: DAE4 Sn1493; Calibrated: 2023/3/17
- Phantom: Twin SAM; Type: Twin SAM V5.0; Serial: TP:1412
- Measurement SW: DASY52, Version 52.10 (2); SEMCAD X Version 14.6.12 (7470)

Area Scan (8x14x1): Measurement grid: dx=15mm, dy=15mm

Maximum value of SAR (measured) = 0.152 W/kg

Zoom Scan (6x6x7)/Cube 0: Measurement grid: dx=8mm, dy=8mm, dz=5mm

Reference Value = 10.31 V/m; Power Drift = -0.18 dB

Peak SAR (extrapolated) = 0.206 W/kg

SAR(1 g) = 0.133 W/kg; SAR(10 g) = 0.087 W/kg

Maximum value of SAR (measured) = 0.154 W/kg

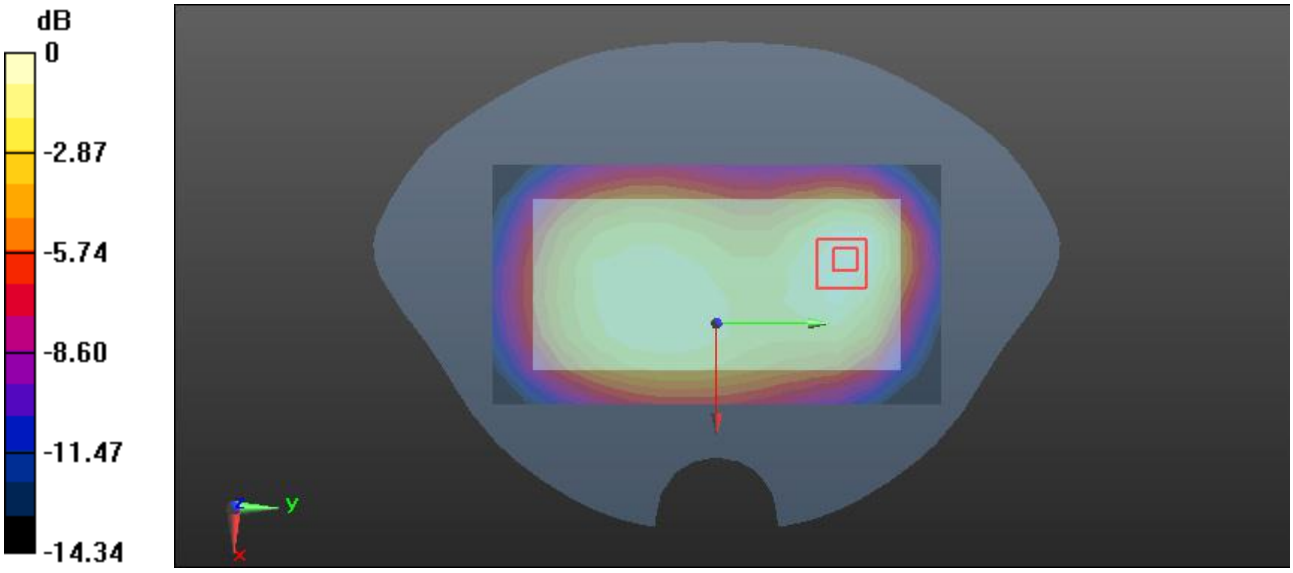

0 dB = 0.154 W/kg = -8.12 dBW/kg

Plot 48#:WCDMA Band 5_Mid_Body Back

DUT: Mobile Phone ; Type: X6528; Serial: 2CFS-1

Communication System: WCDMA; Frequency: 836.6 MHz;Duty Cycle: 1:1

Medium parameters used: f = 836.6 MHz; σ = 0.896 S/m; ε_r = 41.794; ρ = 1000 kg/m^3

Phantom section: Flat Section

DASY5 Configuration:

- Probe: ES3DV3 - SN3157; ConvF(6.48, 6.48, 6.48) @ 836.6 MHz; Calibrated: 2023/4/10
- Sensor-Surface: 3mm (Mechanical Surface Detection)
- Electronics: DAE4 Sn1493; Calibrated: 2023/3/17
- Phantom: Twin SAM; Type: Twin SAM V5.0; Serial: TP:1412
- Measurement SW: DASY52, Version 52.10 (2); SEMCAD X Version 14.6.12 (7470)

Area Scan (8x14x1): Measurement grid: dx=15mm, dy=15mm

Maximum value of SAR (measured) = 0.255 W/kg

Zoom Scan (5x5x7)/Cube 0: Measurement grid: dx=8mm, dy=8mm, dz=5mm

Reference Value = 12.95 V/m; Power Drift = -0.09 dB

Peak SAR (extrapolated) = 0.368 W/kg

SAR(1 g) = 0.211 W/kg; SAR(10 g) = 0.131 W/kg

Maximum value of SAR (measured) = 0.249 W/kg

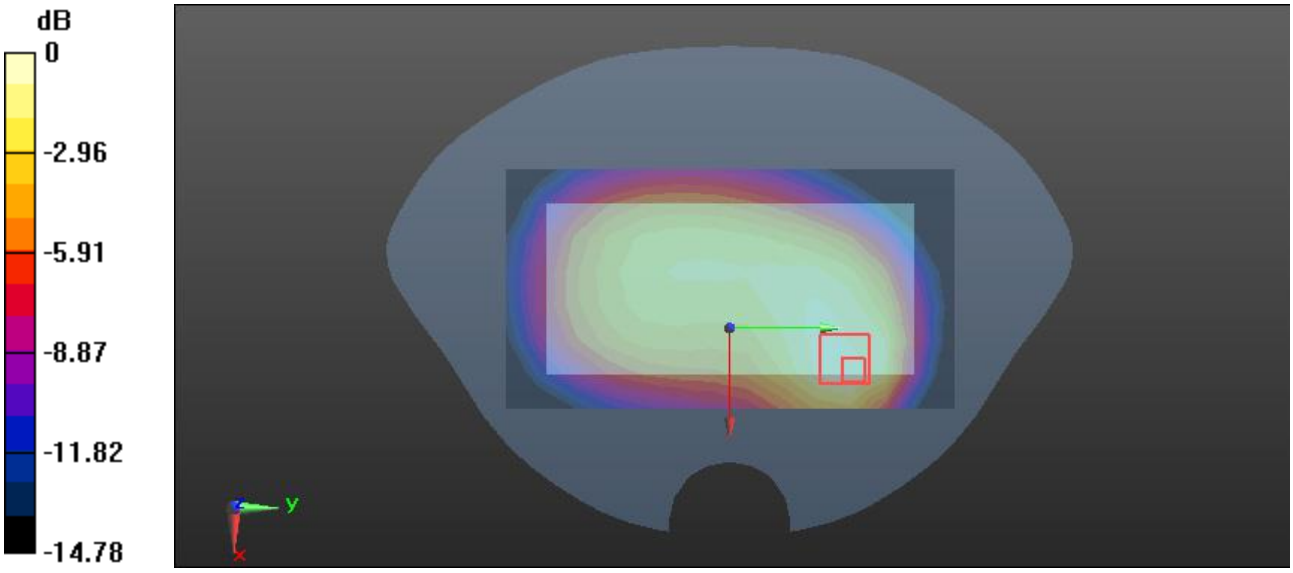

0 dB = 0.249 W/kg = -6.04 dBW/kg

Plot 49#:WCDMA Band 5_Mid_Body Left

DUT: Mobile Phone ; Type: X6528; Serial: 2CFS-1

Communication System: WCDMA; Frequency: 836.6 MHz;Duty Cycle: 1:1

Medium parameters used: f = 836.6 MHz; σ = 0.896 S/m; ε_r = 41.794; ρ = 1000 kg/m^3

Phantom section: Flat Section

DASY5 Configuration:

- Probe: ES3DV3 - SN3157; ConvF(6.48, 6.48, 6.48) @ 836.6 MHz; Calibrated: 2023/4/10
- Sensor-Surface: 3mm (Mechanical Surface Detection)
- Electronics: DAE4 Sn1493; Calibrated: 2023/3/17
- Phantom: Twin SAM; Type: Twin SAM V5.0; Serial: TP:1412
- Measurement SW: DASY52, Version 52.10 (2); SEMCAD X Version 14.6.12 (7470)

Area Scan (6x14x1): Measurement grid: dx=15mm, dy=15mm

Maximum value of SAR (measured) = 0.138 W/kg

Zoom Scan (5x5x7)/Cube 0: Measurement grid: dx=8mm, dy=8mm, dz=5mm

Reference Value = 8.235 V/m; Power Drift = -0.08 dB

Peak SAR (extrapolated) = 0.187 W/kg

SAR(1 g) = 0.128 W/kg; SAR(10 g) = 0.086 W/kg

Maximum value of SAR (measured) = 0.147 W/kg

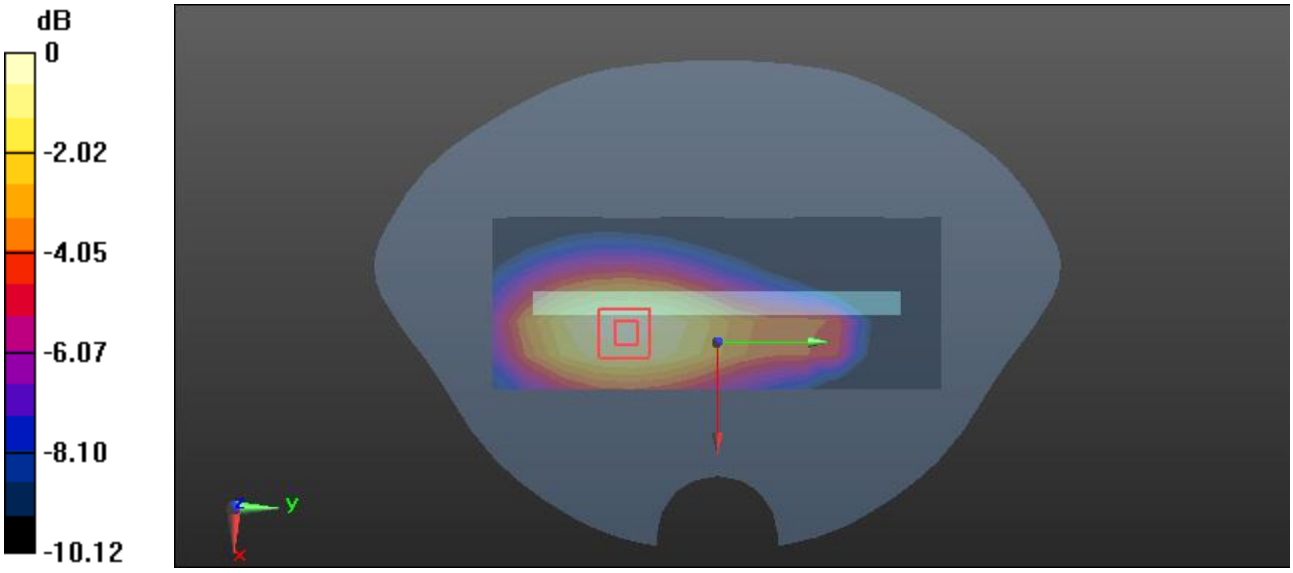

0 dB = 0.147 W/kg = -8.33 dBW/kg

Plot 50#:WCDMA Band 5_Mid_Body Top

DUT: Mobile Phone ; Type: X6528; Serial: 2CFS-1

Communication System: WCDMA; Frequency: 836.6 MHz;Duty Cycle: 1:1

Medium parameters used: f = 836.6 MHz; σ = 0.896 S/m; ε_r = 41.794; ρ = 1000 kg/m^3

Phantom section: Flat Section

DASY5 Configuration:

- Probe: ES3DV3 - SN3157; ConvF(6.48, 6.48, 6.48) @ 836.6 MHz; Calibrated: 2023/4/10
- Sensor-Surface: 3mm (Mechanical Surface Detection)
- Electronics: DAE4 Sn1493; Calibrated: 2023/3/17
- Phantom: Twin SAM; Type: Twin SAM V5.0; Serial: TP:1412
- Measurement SW: DASY52, Version 52.10 (2); SEMCAD X Version 14.6.12 (7470)

Area Scan (6x10x1): Measurement grid: dx=15mm, dy=15mm

Maximum value of SAR (measured) = 0.252 W/kg

Zoom Scan (5x5x7)/Cube 0: Measurement grid: dx=8mm, dy=8mm, dz=5mm

Reference Value = 14.72 V/m; Power Drift = -0.08 dB

Peak SAR (extrapolated) = 0.387 W/kg

SAR(1 g) = 0.218 W/kg; SAR(10 g) = 0.130 W/kg

Maximum value of SAR (measured) = 0.267 W/kg

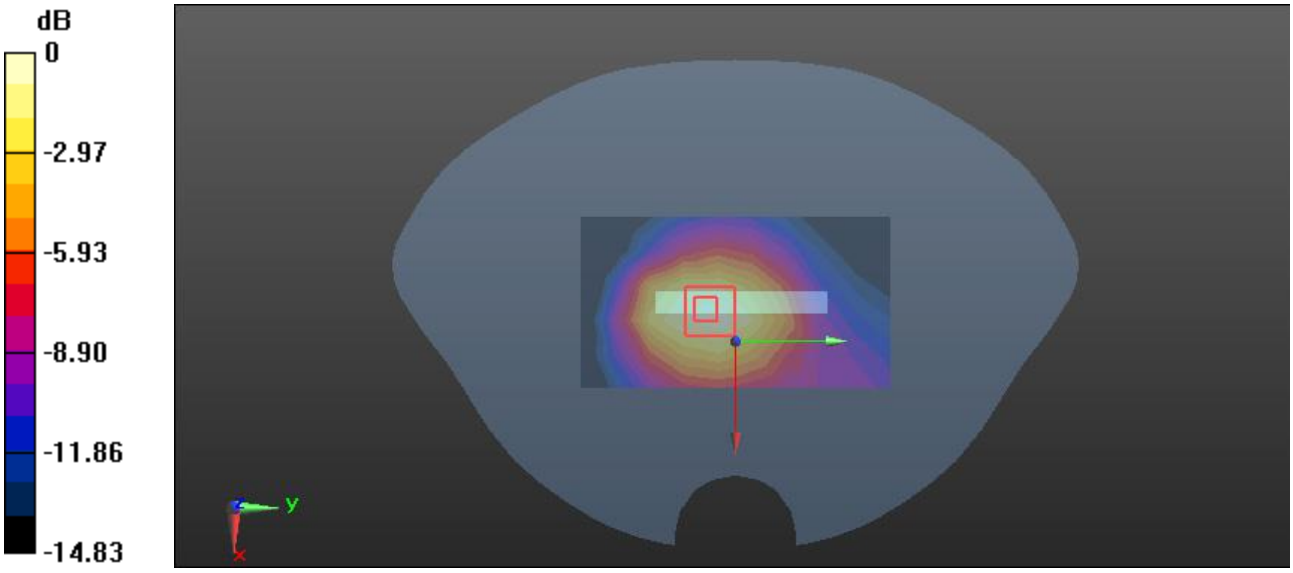

0 dB = 0.267 W/kg = -5.73 dBW/kg

Plot 51#:LTE Band 7_1RB_Mid_Head Left Cheek

DUT: Mobile Phone ; Type: X6528; Serial: 2CFS-1

Communication System: FDD-LTE; Frequency: 2535 MHz;Duty Cycle: 1:1

Medium parameters used: f = 2535 MHz; σ = 1.912 S/m; ε_r = 38.224; ρ = 1000 kg/m^3

Phantom section: Left Section

DASY5 Configuration:

- Probe: ES3DV3 - SN3157; ConvF(4.74, 4.74, 4.74) @ 2535 MHz; Calibrated: 2023/4/10
- Sensor-Surface: 3mm (Mechanical Surface Detection)
- Electronics: DAE4 Sn1493; Calibrated: 2023/3/17
- Phantom: Twin SAM; Type: Twin SAM V5.0; Serial: TP:1412
- Measurement SW: DASY52, Version 52.10 (2); SEMCAD X Version 14.6.12 (7470)

Area Scan (9x11x1): Measurement grid: dx=12mm, dy=12mm

Maximum value of SAR (measured) = 0.570 W/kg

Zoom Scan (5x5x7)/Cube 0: Measurement grid: dx=8mm, dy=8mm, dz=5mm

Reference Value = 2.852 V/m; Power Drift = 0.18 dB

Peak SAR (extrapolated) = 0.932 W/kg

SAR(1 g) = 0.460 W/kg; SAR(10 g) = 0.226 W/kg

Maximum value of SAR (measured) = 0.585 W/kg

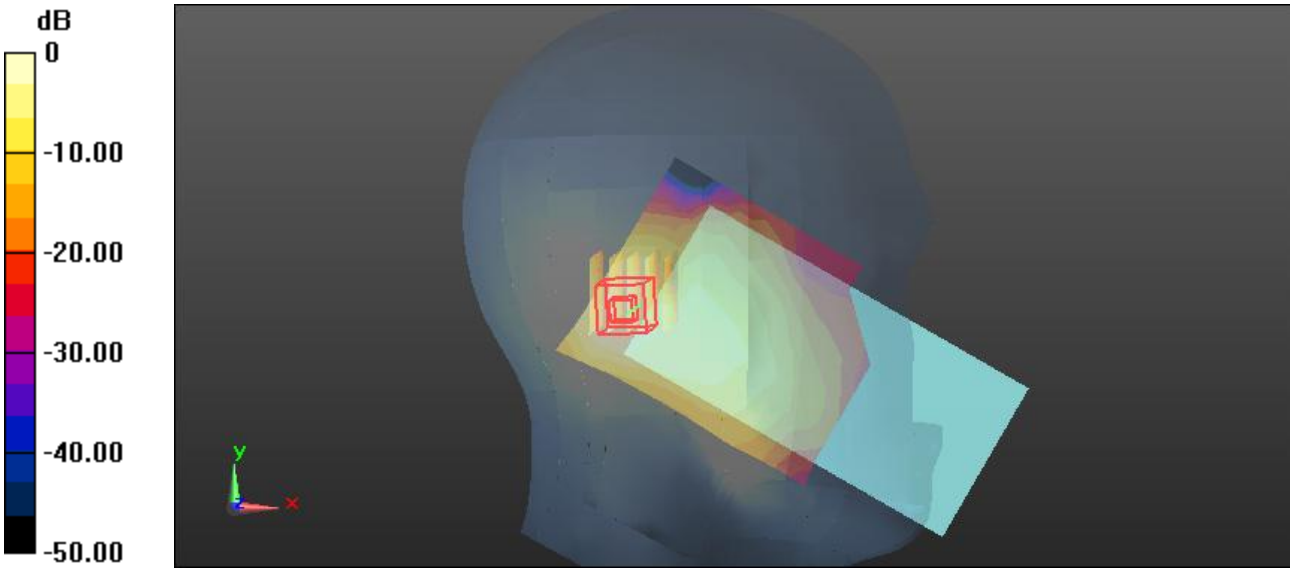

0 dB = 0.585 W/kg = -2.33 dBW/kg

Plot 52#:LTE Band 7_50%RB_Mid_Head Left Cheek

DUT: Mobile Phone ; Type: X6528; Serial: 2CFS-1

Communication System: FDD-LTE; Frequency: 2535 MHz;Duty Cycle: 1:1

Medium parameters used: f = 2535 MHz; σ = 1.912 S/m; ε_r = 38.224; ρ = 1000 kg/m^3

Phantom section: Left Section

DASY5 Configuration:

- Probe: ES3DV3 - SN3157; ConvF(4.74, 4.74, 4.74) @ 2535 MHz; Calibrated: 2023/4/10
- Sensor-Surface: 3mm (Mechanical Surface Detection)
- Electronics: DAE4 Sn1493; Calibrated: 2023/3/17
- Phantom: Twin SAM; Type: Twin SAM V5.0; Serial: TP:1412
- Measurement SW: DASY52, Version 52.10 (2); SEMCAD X Version 14.6.12 (7470)

Area Scan (9x11x1): Measurement grid: dx=12mm, dy=12mm

Maximum value of SAR (measured) = 0.433 W/kg

Zoom Scan (5x5x7)/Cube 0: Measurement grid: dx=8mm, dy=8mm, dz=5mm

Reference Value = 4.151 V/m; Power Drift = 0.19 dB

Peak SAR (extrapolated) = 0.794 W/kg

SAR(1 g) = 0.394 W/kg; SAR(10 g) = 0.190 W/kg

Maximum value of SAR (measured) = 0.518 W/kg

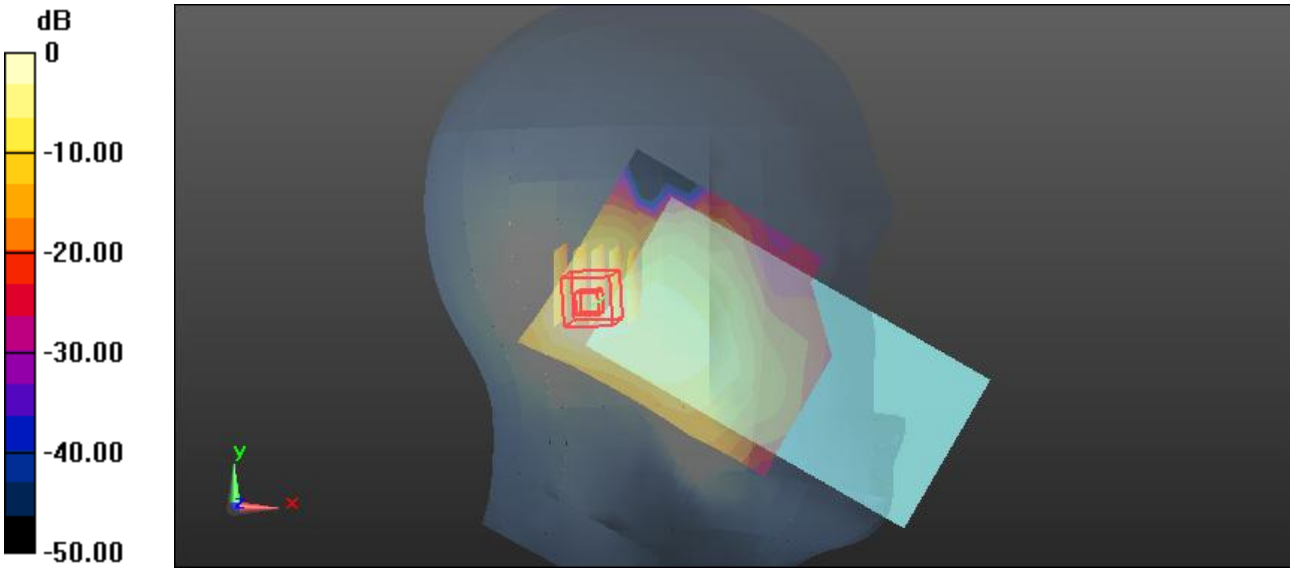

0 dB = 0.518 W/kg = -2.86 dBW/kg

Plot 53#:LTE Band 7_1RB_Mid_Head Left Tilt

DUT: Mobile Phone ; Type: X6528; Serial: 2CFS-1

Communication System: FDD-LTE; Frequency: 2535 MHz;Duty Cycle: 1:1

Medium parameters used: f = 2535 MHz; σ = 1.912 S/m; ε_r = 38.224; ρ = 1000 kg/m^3

Phantom section: Left Section

DASY5 Configuration:

- Probe: ES3DV3 - SN3157; ConvF(4.74, 4.74, 4.74) @ 2535 MHz; Calibrated: 2023/4/10
- Sensor-Surface: 3mm (Mechanical Surface Detection)
- Electronics: DAE4 Sn1493; Calibrated: 2023/3/17
- Phantom: Twin SAM; Type: Twin SAM V5.0; Serial: TP:1412
- Measurement SW: DASY52, Version 52.10 (2); SEMCAD X Version 14.6.12 (7470)

Area Scan (10x11x1): Measurement grid: dx=12mm, dy=12mm

Maximum value of SAR (measured) = 0.769 W/kg

Zoom Scan (5x5x7)/Cube 0: Measurement grid: dx=8mm, dy=8mm, dz=5mm

Reference Value = 6.671 V/m; Power Drift = -0.04 dB

Peak SAR (extrapolated) = 1.22 W/kg

SAR(1 g) = 0.614 W/kg; SAR(10 g) = 0.305 W/kg

Maximum value of SAR (measured) = 0.798 W/kg

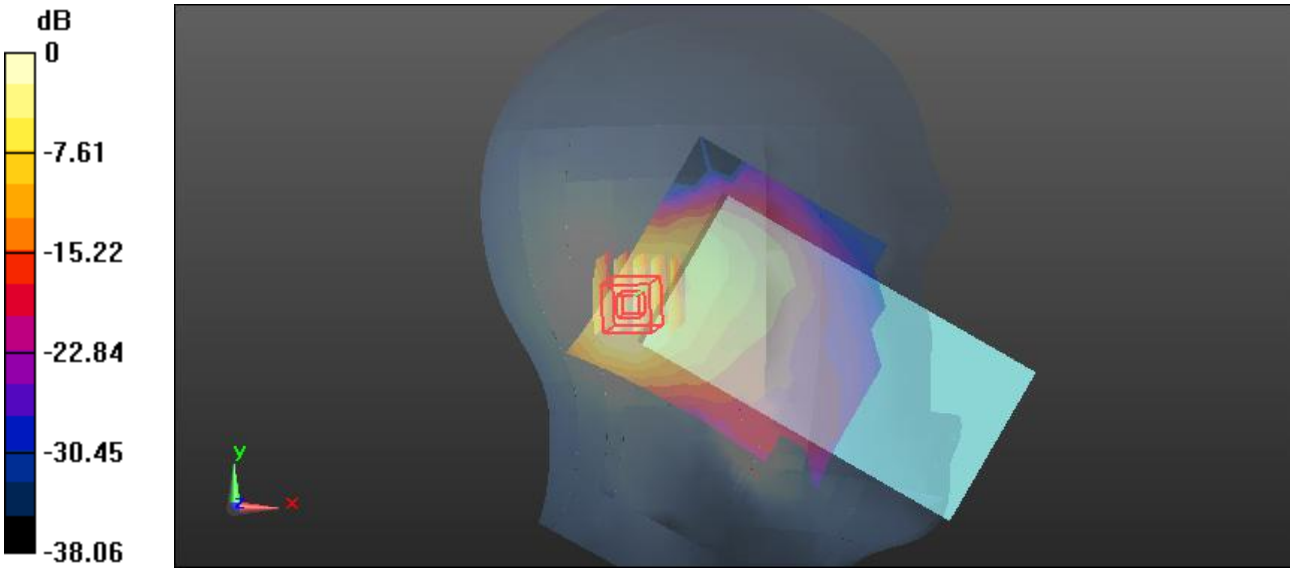

0 dB = 0.798 W/kg = -0.98 dBW/kg

Plot 54#:LTE Band 7_50%RB_Mid_Head Left Tilt

DUT: Mobile Phone ; Type: X6528; Serial: 2CFS-1

Communication System: FDD-LTE; Frequency: 2535 MHz;Duty Cycle: 1:1

Medium parameters used: f = 2535 MHz; σ = 1.912 S/m; ε_r = 38.224; ρ = 1000 kg/m^3

Phantom section: Left Section

DASY5 Configuration:

- Probe: ES3DV3 - SN3157; ConvF(4.74, 4.74, 4.74) @ 2535 MHz; Calibrated: 2023/4/10
- Sensor-Surface: 3mm (Mechanical Surface Detection)
- Electronics: DAE4 Sn1493; Calibrated: 2023/3/17
- Phantom: Twin SAM; Type: Twin SAM V5.0; Serial: TP:1412
- Measurement SW: DASY52, Version 52.10 (2); SEMCAD X Version 14.6.12 (7470)

Area Scan (9x11x1): Measurement grid: dx=12mm, dy=12mm

Maximum value of SAR (measured) = 0.677 W/kg

Zoom Scan (5x5x7)/Cube 0: Measurement grid: dx=8mm, dy=8mm, dz=5mm

Reference Value = 6.292 V/m; Power Drift = -0.09 dB

Peak SAR (extrapolated) = 1.07 W/kg

SAR(1 g) = 0.511 W/kg; SAR(10 g) = 0.248 W/kg

Maximum value of SAR (measured) = 0.645 W/kg

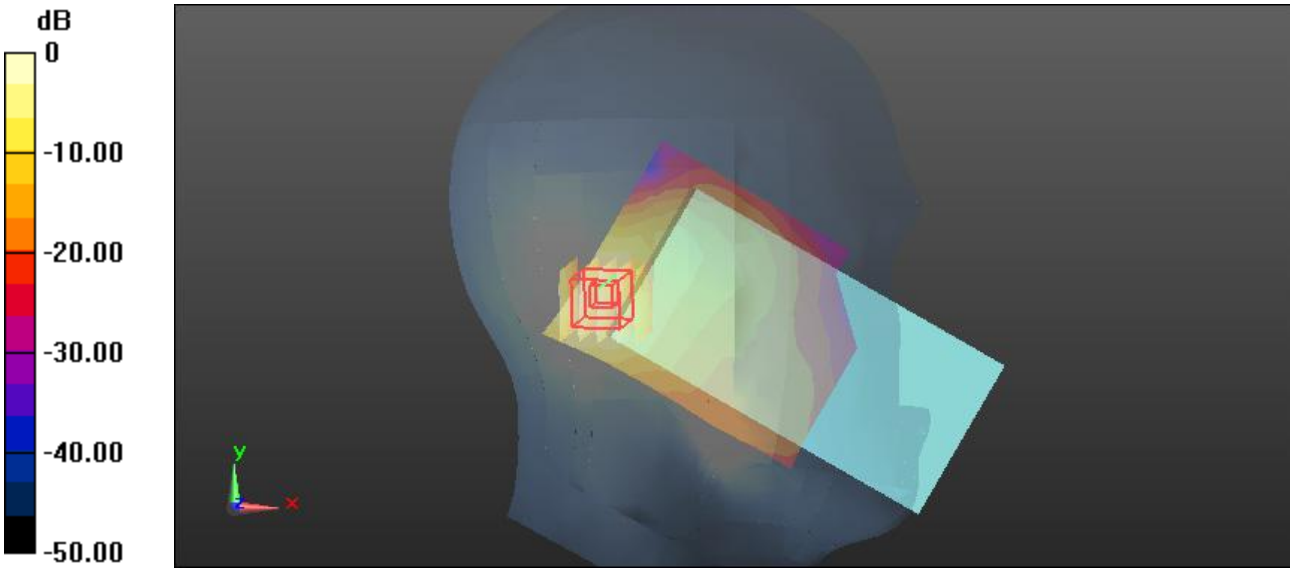

0 dB = 0.645 W/kg = -1.90 dBW/kg

Plot 55#:LTE Band 7_1RB_Mid_Head Right Cheek

DUT: Mobile Phone ; Type: X6528; Serial: 2CFS-1

Communication System: FDD-LTE; Frequency: 2535 MHz;Duty Cycle: 1:1

Medium parameters used: f = 2535 MHz; σ = 1.912 S/m; ε_r = 38.224; ρ = 1000 kg/m^3

Phantom section: Right Section

DASY5 Configuration:

- Probe: ES3DV3 - SN3157; ConvF(4.74, 4.74, 4.74) @ 2535 MHz; Calibrated: 2023/4/10
- Sensor-Surface: 3mm (Mechanical Surface Detection)
- Electronics: DAE4 Sn1493; Calibrated: 2023/3/17
- Phantom: Twin SAM; Type: Twin SAM V5.0; Serial: TP:1412
- Measurement SW: DASY52, Version 52.10 (2); SEMCAD X Version 14.6.12 (7470)

Area Scan (9x11x1): Measurement grid: dx=12mm, dy=12mm

Maximum value of SAR (measured) = 0.947 W/kg

Zoom Scan (5x5x7)/Cube 0: Measurement grid: dx=8mm, dy=8mm, dz=5mm

Reference Value = 2.873 V/m; Power Drift = -0.14 dB

Peak SAR (extrapolated) = 1.57 W/kg

SAR(1 g) = 0.723 W/kg; SAR(10 g) = 0.337 W/kg

Maximum value of SAR (measured) = 0.976 W/kg



0 dB = 0.976 W/kg = -0.11 dBW/kg

Plot 56#:LTE Band 7_50%RB_Mid_Head Right Cheek

DUT: Mobile Phone ; Type: X6528; Serial: 2CFS-1

Communication System: FDD-LTE; Frequency: 2535 MHz;Duty Cycle: 1:1

Medium parameters used: f = 2535 MHz; σ = 1.912 S/m; ε_r = 38.224; ρ = 1000 kg/m^3

Phantom section: Right Section

DASY5 Configuration:

- Probe: ES3DV3 - SN3157; ConvF(4.74, 4.74, 4.74) @ 2535 MHz; Calibrated: 2023/4/10
- Sensor-Surface: 3mm (Mechanical Surface Detection)
- Electronics: DAE4 Sn1493; Calibrated: 2023/3/17
- Phantom: Twin SAM; Type: Twin SAM V5.0; Serial: TP:1412
- Measurement SW: DASY52, Version 52.10 (2); SEMCAD X Version 14.6.12 (7470)

Area Scan (9x11x1): Measurement grid: dx=12mm, dy=12mm

Maximum value of SAR (measured) = 0.730 W/kg

Zoom Scan (5x5x7)/Cube 0: Measurement grid: dx=8mm, dy=8mm, dz=5mm

Reference Value = 5.329 V/m; Power Drift = -0.13 dB

Peak SAR (extrapolated) = 1.28 W/kg

SAR(1 g) = 0.587 W/kg; SAR(10 g) = 0.276 W/kg

Maximum value of SAR (measured) = 0.805 W/kg



0 dB = 0.805 W/kg = -0.94 dBW/kg

Plot 57#:LTE Band 7_1RB_Low_Head Right Tilt

DUT: Mobile Phone ; Type: X6528; Serial: 2CFS-1

Communication System: FDD-LTE; Frequency: 2510 MHz;Duty Cycle: 1:1

Medium parameters used: f = 2510 MHz; σ = 1.884 S/m; ε_r = 38.307; ρ = 1000 kg/m^3

Phantom section: Right Section

DASY5 Configuration:

- Probe: ES3DV3 - SN3157; ConvF(4.74, 4.74, 4.74) @ 2510 MHz; Calibrated: 2023/4/10
- Sensor-Surface: 3mm (Mechanical Surface Detection)
- Electronics: DAE4 Sn1493; Calibrated: 2023/3/17
- Phantom: Twin SAM; Type: Twin SAM V5.0; Serial: TP:1412
- Measurement SW: DASY52, Version 52.10 (2); SEMCAD X Version 14.6.12 (7470)

Area Scan (9x11x1): Measurement grid: dx=12mm, dy=12mm

Maximum value of SAR (measured) = 1.36 W/kg

Zoom Scan (5x5x7)/Cube 0: Measurement grid: dx=8mm, dy=8mm, dz=5mm

Reference Value = 4.776 V/m; Power Drift = 0.06 dB

Peak SAR (extrapolated) = 2.37 W/kg

SAR(1 g) = 1.04 W/kg; SAR(10 g) = 0.448 W/kg

Maximum value of SAR (measured) = 1.46 W/kg



0 dB = 1.46 W/kg = 1.64 dBW/kg

Plot 58#:LTE Band 7_1RB_Mid_Head Right Tilt

DUT: Mobile Phone ; Type: X6528; Serial: 2CFS-1

Communication System: FDD-LTE; Frequency: 2535 MHz;Duty Cycle: 1:1

Medium parameters used: f = 2535 MHz; σ = 1.912 S/m; ε_r = 38.224; ρ = 1000 kg/m^3

Phantom section: Right Section

DASY5 Configuration:

- Probe: ES3DV3 - SN3157; ConvF(4.74, 4.74, 4.74) @ 2535 MHz; Calibrated: 2023/4/10
- Sensor-Surface: 3mm (Mechanical Surface Detection)
- Electronics: DAE4 Sn1493; Calibrated: 2023/3/17
- Phantom: Twin SAM; Type: Twin SAM V5.0; Serial: TP:1412
- Measurement SW: DASY52, Version 52.10 (2); SEMCAD X Version 14.6.12 (7470)

Area Scan (9x11x1): Measurement grid: dx=12mm, dy=12mm

Maximum value of SAR (measured) = 1.52 W/kg

Zoom Scan (5x5x7)/Cube 0: Measurement grid: dx=8mm, dy=8mm, dz=5mm

Reference Value = 5.136 V/m; Power Drift = -0.04 dB

Peak SAR (extrapolated) = 2.67 W/kg

SAR(1 g) = 1.16 W/kg; SAR(10 g) = 0.502 W/kg

Maximum value of SAR (measured) = 1.64 W/kg

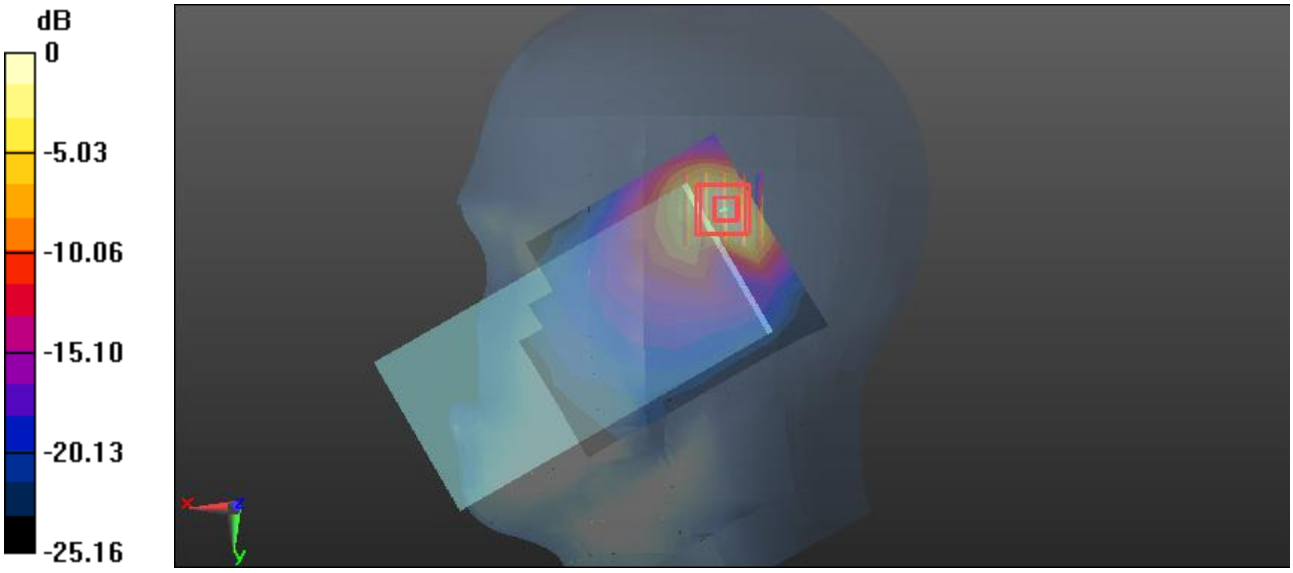

0 dB = 1.64 W/kg = 2.15 dBW/kg

Plot 59#:LTE Band 7_1RB_High_Head Right Tilt

DUT: Mobile Phone ; Type: X6528; Serial: 2CFS-1

Communication System: FDD-LTE; Frequency: 2560 MHz;Duty Cycle: 1:1

Medium parameters used: f = 2560 MHz; σ = 1.932 S/m; ε_r = 38.137; ρ = 1000 kg/m^3

Phantom section: Right Section

DASY5 Configuration:

- Probe: ES3DV3 - SN3157; ConvF(4.52, 4.52, 4.52) @ 2560 MHz; Calibrated: 2023/4/10
- Sensor-Surface: 3mm (Mechanical Surface Detection)
- Electronics: DAE4 Sn1493; Calibrated: 2023/3/17
- Phantom: Twin SAM; Type: Twin SAM V5.0; Serial: TP:1412
- Measurement SW: DASY52, Version 52.10 (2); SEMCAD X Version 14.6.12 (7470)

Area Scan (9x11x1): Measurement grid: dx=12mm, dy=12mm

Maximum value of SAR (measured) = 1.51 W/kg

Zoom Scan (5x5x7)/Cube 0: Measurement grid: dx=8mm, dy=8mm, dz=5mm

Reference Value = 5.992 V/m; Power Drift = -0.03 dB

Peak SAR (extrapolated) = 2.62 W/kg

SAR(1 g) = 1.16 W/kg; SAR(10 g) = 0.511 W/kg

Maximum value of SAR (measured) = 1.62 W/kg



0 dB = 1.62 W/kg = 2.10 dBW/kg

Plot 60#:LTE Band 7_50%RB_Low_Head Right Tilt

DUT: Mobile Phone ; Type: X6528; Serial: 2CFS-1

Communication System: FDD-LTE; Frequency: 2510 MHz;Duty Cycle: 1:1

Medium parameters used: f = 2510 MHz; σ = 1.884 S/m; ε_r = 38.307; ρ = 1000 kg/m^3

Phantom section: Right Section

DASY5 Configuration:

- Probe: ES3DV3 - SN3157; ConvF(4.74, 4.74, 4.74) @ 2510 MHz; Calibrated: 2023/4/10
- Sensor-Surface: 3mm (Mechanical Surface Detection)
- Electronics: DAE4 Sn1493; Calibrated: 2023/3/17
- Phantom: Twin SAM; Type: Twin SAM V5.0; Serial: TP:1412
- Measurement SW: DASY52, Version 52.10 (2); SEMCAD X Version 14.6.12 (7470)

Area Scan (9x11x1): Measurement grid: dx=12mm, dy=12mm

Maximum value of SAR (measured) = 1.10 W/kg

Zoom Scan (5x5x7)/Cube 0: Measurement grid: dx=8mm, dy=8mm, dz=5mm

Reference Value = 4.095 V/m; Power Drift = 0.09 dB

Peak SAR (extrapolated) = 1.91 W/kg

SAR(1 g) = 0.829 W/kg; SAR(10 g) = 0.357 W/kg

Maximum value of SAR (measured) = 1.17 W/kg



0 dB = 1.17 W/kg = 0.68 dBW/kg

Plot 61#:LTE Band 7_50%RB_Mid_Head Right Tilt

DUT: Mobile Phone ; Type: X6528; Serial: 2CFS-1

Communication System: FDD-LTE; Frequency: 2535 MHz;Duty Cycle: 1:1

Medium parameters used: f = 2535 MHz; σ = 1.912 S/m; ε_r = 38.224; ρ = 1000 kg/m^3

Phantom section: Right Section

DASY5 Configuration:

- Probe: ES3DV3 - SN3157; ConvF(4.74, 4.74, 4.74) @ 2535 MHz; Calibrated: 2023/4/10
- Sensor-Surface: 3mm (Mechanical Surface Detection)
- Electronics: DAE4 Sn1493; Calibrated: 2023/3/17
- Phantom: Twin SAM; Type: Twin SAM V5.0; Serial: TP:1412
- Measurement SW: DASY52, Version 52.10 (2); SEMCAD X Version 14.6.12 (7470)

Area Scan (9x11x1): Measurement grid: dx=12mm, dy=12mm

Maximum value of SAR (measured) = 1.29 W/kg

Zoom Scan (5x5x7)/Cube 0: Measurement grid: dx=8mm, dy=8mm, dz=5mm

Reference Value = 4.828 V/m; Power Drift = -0.07 dB

Peak SAR (extrapolated) = 2.31 W/kg

SAR(1 g) = 1 W/kg; SAR(10 g) = 0.432 W/kg

Maximum value of SAR (measured) = 1.41 W/kg



0 dB = 1.41 W/kg = 1.49 dBW/kg

Plot 62#:LTE Band 7_50%RB_High_Head Right Tilt

DUT: Mobile Phone ; Type: X6528; Serial: 2CFS-1

Communication System: FDD-LTE; Frequency: 2560 MHz;Duty Cycle: 1:1

Medium parameters used: f = 2560 MHz; σ = 1.932 S/m; ε_r = 38.137; ρ = 1000 kg/m^3

Phantom section: Right Section

DASY5 Configuration:

- Probe: ES3DV3 - SN3157; ConvF(4.52, 4.52, 4.52) @ 2560 MHz; Calibrated: 2023/4/10
- Sensor-Surface: 3mm (Mechanical Surface Detection)
- Electronics: DAE4 Sn1493; Calibrated: 2023/3/17
- Phantom: Twin SAM; Type: Twin SAM V5.0; Serial: TP:1412
- Measurement SW: DASY52, Version 52.10 (2); SEMCAD X Version 14.6.12 (7470)

Area Scan (9x11x1): Measurement grid: dx=12mm, dy=12mm

Maximum value of SAR (measured) = 1.17 W/kg

Zoom Scan (5x5x7)/Cube 0: Measurement grid: dx=8mm, dy=8mm, dz=5mm

Reference Value = 5.447 V/m; Power Drift = 0.05 dB

Peak SAR (extrapolated) = 2.05 W/kg

SAR(1 g) = 0.900 W/kg; SAR(10 g) = 0.396 W/kg

Maximum value of SAR (measured) = 1.27 W/kg



0 dB = 1.27 W/kg = 1.04 dBW/kg

Plot 63#:LTE Band 7_100%RB_Mid_Head Right Tilt

DUT: Mobile Phone ; Type: X6528; Serial: 2CFS-1

Communication System: FDD-LTE; Frequency: 2535 MHz;Duty Cycle: 1:1

Medium parameters used: f = 2535 MHz; σ = 1.912 S/m; ε_r = 38.224; ρ = 1000 kg/m^3

Phantom section: Right Section

DASY5 Configuration:

- Probe: ES3DV3 - SN3157; ConvF(4.74, 4.74, 4.74) @ 2535 MHz; Calibrated: 2023/4/10
- Sensor-Surface: 3mm (Mechanical Surface Detection)
- Electronics: DAE4 Sn1493; Calibrated: 2023/3/17
- Phantom: Twin SAM; Type: Twin SAM V5.0; Serial: TP:1412
- Measurement SW: DASY52, Version 52.10 (2); SEMCAD X Version 14.6.12 (7470)

Area Scan (9x11x1): Measurement grid: dx=12mm, dy=12mm

Maximum value of SAR (measured) = 1.32 W/kg

Zoom Scan (5x5x7)/Cube 0: Measurement grid: dx=8mm, dy=8mm, dz=5mm

Reference Value = 5.008 V/m; Power Drift = -0.12 dB

Peak SAR (extrapolated) = 2.36 W/kg

SAR(1 g) = 1.02 W/kg; SAR(10 g) = 0.443 W/kg

Maximum value of SAR (measured) = 1.44 W/kg



0 dB = 1.44 W/kg = 1.58 dBW/kg

Plot 64#:LTE Band 7_1RB_Mid_Body Front

DUT: Mobile Phone ; Type: X6528; Serial: 2CFS-1

Communication System: FDD-LTE; Frequency: 2535 MHz;Duty Cycle: 1:1

Medium parameters used: f = 2535 MHz; σ = 1.912 S/m; ε_r = 38.224; ρ = 1000 kg/m^3

Phantom section: Flat Section

DASY5 Configuration:

- Probe: ES3DV3 - SN3157; ConvF(4.74, 4.74, 4.74) @ 2535 MHz; Calibrated: 2023/4/10
- Sensor-Surface: 3mm (Mechanical Surface Detection)
- Electronics: DAE4 Sn1493; Calibrated: 2023/3/17
- Phantom: Twin SAM; Type: Twin SAM V5.0; Serial: TP:1412
- Measurement SW: DASY52, Version 52.10 (2); SEMCAD X Version 14.6.12 (7470)

Area Scan (10x17x1): Measurement grid: dx=12mm, dy=12mm

Maximum value of SAR (measured) = 0.260 W/kg

Zoom Scan (5x5x7)/Cube 0: Measurement grid: dx=8mm, dy=8mm, dz=5mm

Reference Value = 3.371 V/m; Power Drift = -0.13 dB

Peak SAR (extrapolated) = 0.414 W/kg

SAR(1 g) = 0.204 W/kg; SAR(10 g) = 0.099 W/kg

Maximum value of SAR (measured) = 0.263 W/kg

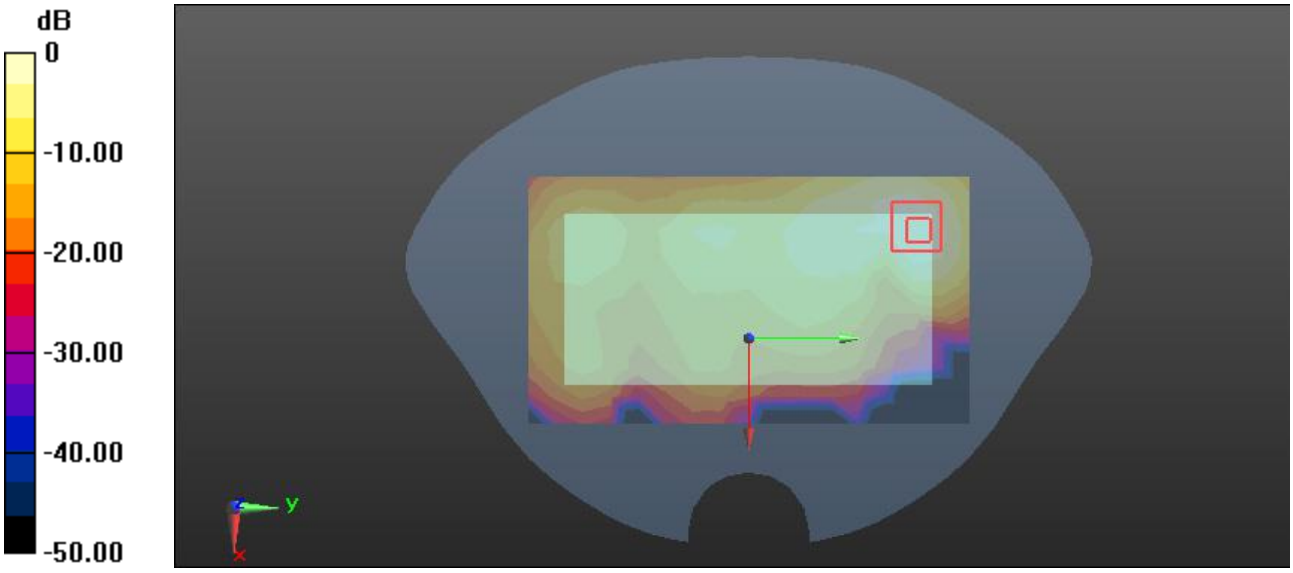

0 dB = 0.263 W/kg = -5.80 dBW/kg

Plot 65#:LTE Band 7_50%RB_Mid_Body Front

DUT: Mobile Phone ; Type: X6528; Serial: 2CFS-1

Communication System: FDD-LTE; Frequency: 2535 MHz;Duty Cycle: 1:1

Medium parameters used: f = 2535 MHz; σ = 1.912 S/m; ε_r = 38.224; ρ = 1000 kg/m^3

Phantom section: Flat Section

DASY5 Configuration:

- Probe: ES3DV3 - SN3157; ConvF(4.74, 4.74, 4.74) @ 2535 MHz; Calibrated: 2023/4/10
- Sensor-Surface: 3mm (Mechanical Surface Detection)
- Electronics: DAE4 Sn1493; Calibrated: 2023/3/17
- Phantom: Twin SAM; Type: Twin SAM V5.0; Serial: TP:1412
- Measurement SW: DASY52, Version 52.10 (2); SEMCAD X Version 14.6.12 (7470)

Area Scan (10x17x1): Measurement grid: dx=12mm, dy=12mm

Maximum value of SAR (measured) = 0.220 W/kg

Zoom Scan (5x5x7)/Cube 0: Measurement grid: dx=8mm, dy=8mm, dz=5mm

Reference Value = 3.044 V/m; Power Drift = 0.03 dB

Peak SAR (extrapolated) = 0.351 W/kg

SAR(1 g) = 0.172 W/kg; SAR(10 g) = 0.083 W/kg

Maximum value of SAR (measured) = 0.222 W/kg

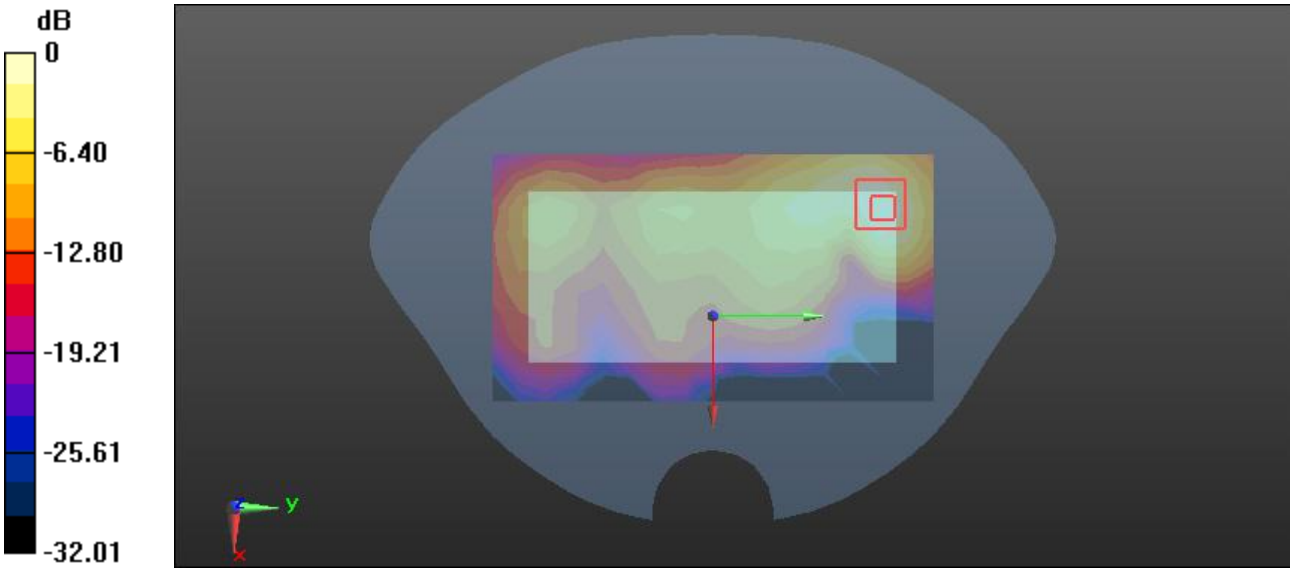

0 dB = 0.222 W/kg = -6.54 dBW/kg

Plot 66#:LTE Band 7_1RB_Mid_Body Back

DUT: Mobile Phone ; Type: X6528; Serial: 2CFS-1

Communication System: FDD-LTE; Frequency: 2535 MHz;Duty Cycle: 1:1

Medium parameters used: f = 2535 MHz; σ = 1.912 S/m; ε_r = 38.224; ρ = 1000 kg/m^3

Phantom section: Flat Section

DASY5 Configuration:

- Probe: ES3DV3 - SN3157; ConvF(4.74, 4.74, 4.74) @ 2535 MHz; Calibrated: 2023/4/10
- Sensor-Surface: 3mm (Mechanical Surface Detection)
- Electronics: DAE4 Sn1493; Calibrated: 2023/3/17
- Phantom: Twin SAM; Type: Twin SAM V5.0; Serial: TP:1412
- Measurement SW: DASY52, Version 52.10 (2); SEMCAD X Version 14.6.12 (7470)

Area Scan (10x17x1): Measurement grid: dx=12mm, dy=12mm

Maximum value of SAR (measured) = 0.660 W/kg

Zoom Scan (5x5x7)/Cube 0: Measurement grid: dx=8mm, dy=8mm, dz=5mm

Reference Value = 3.786 V/m; Power Drift = -0.17 dB

Peak SAR (extrapolated) = 1.04 W/kg

SAR(1 g) = 0.508 W/kg; SAR(10 g) = 0.230 W/kg

Maximum value of SAR (measured) = 0.678 W/kg

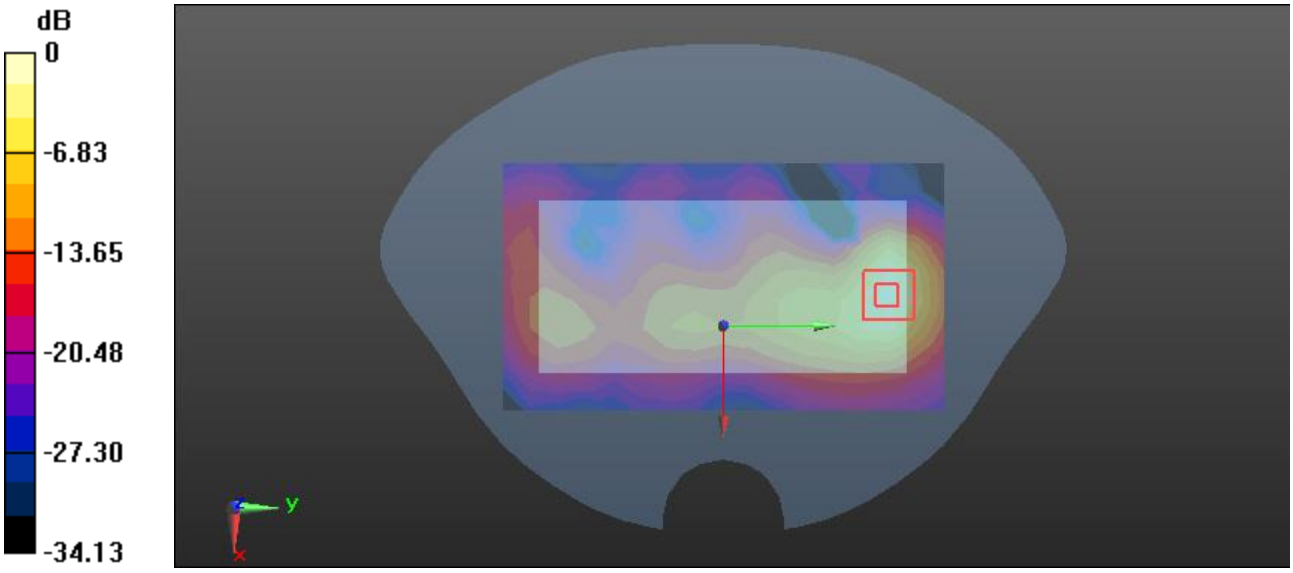

0 dB = 0.678 W/kg = -1.69 dBW/kg

Plot 67#:LTE Band 7_50%RB_Mid_Body Back

DUT: Mobile Phone ; Type: X6528; Serial: 2CFS-1

Communication System: FDD-LTE; Frequency: 2535 MHz;Duty Cycle: 1:1

Medium parameters used: f = 2535 MHz; σ = 1.912 S/m; ε_r = 38.224; ρ = 1000 kg/m^3

Phantom section: Flat Section

DASY5 Configuration:

- Probe: ES3DV3 - SN3157; ConvF(4.74, 4.74, 4.74) @ 2535 MHz; Calibrated: 2023/4/10
- Sensor-Surface: 3mm (Mechanical Surface Detection)
- Electronics: DAE4 Sn1493; Calibrated: 2023/3/17
- Phantom: Twin SAM; Type: Twin SAM V5.0; Serial: TP:1412
- Measurement SW: DASY52, Version 52.10 (2); SEMCAD X Version 14.6.12 (7470)

Area Scan (10x17x1): Measurement grid: dx=12mm, dy=12mm

Maximum value of SAR (measured) = 0.587 W/kg

Zoom Scan (5x5x7)/Cube 0: Measurement grid: dx=8mm, dy=8mm, dz=5mm

Reference Value = 3.445 V/m; Power Drift = -0.02 dB

Peak SAR (extrapolated) = 0.925 W/kg

SAR(1 g) = 0.450 W/kg; SAR(10 g) = 0.203 W/kg

Maximum value of SAR (measured) = 0.601 W/kg

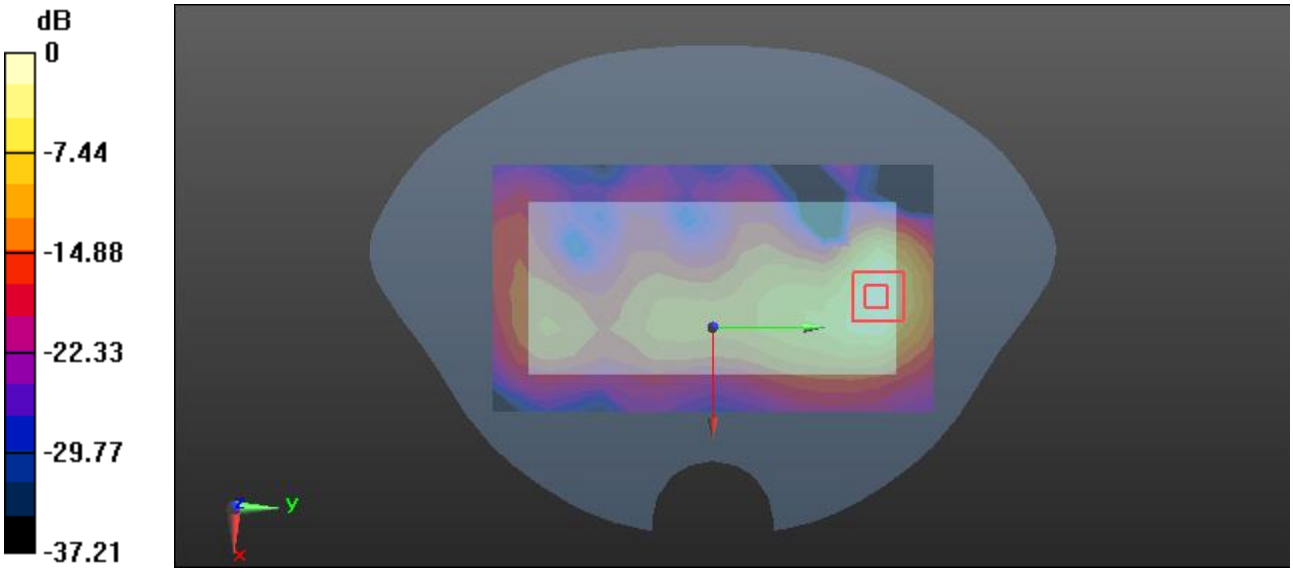

0 dB = 0.601 W/kg = -2.21 dBW/kg

Plot 68#:LTE Band 7_1RB_Mid_Body Left

DUT: Mobile Phone ; Type: X6528; Serial: 2CFS-1

Communication System: FDD-LTE; Frequency: 2535 MHz;Duty Cycle: 1:1

Medium parameters used: f = 2535 MHz; σ = 1.912 S/m; ε_r = 38.224; ρ = 1000 kg/m^3

Phantom section: Flat Section

DASY5 Configuration:

- Probe: ES3DV3 - SN3157; ConvF(4.74, 4.74, 4.74) @ 2535 MHz; Calibrated: 2023/4/10
- Sensor-Surface: 3mm (Mechanical Surface Detection)
- Electronics: DAE4 Sn1493; Calibrated: 2023/3/17
- Phantom: Twin SAM; Type: Twin SAM V5.0; Serial: TP:1412
- Measurement SW: DASY52, Version 52.10 (2); SEMCAD X Version 14.6.12 (7470)

Area Scan (7x17x1): Measurement grid: dx=12mm, dy=12mm

Maximum value of SAR (measured) = 0.213 W/kg

Zoom Scan (5x5x7)/Cube 0: Measurement grid: dx=8mm, dy=8mm, dz=5mm

Reference Value = 8.144 V/m; Power Drift = 0.16 dB

Peak SAR (extrapolated) = 0.369 W/kg

SAR(1 g) = 0.194 W/kg; SAR(10 g) = 0.101 W/kg

Maximum value of SAR (measured) = 0.243 W/kg

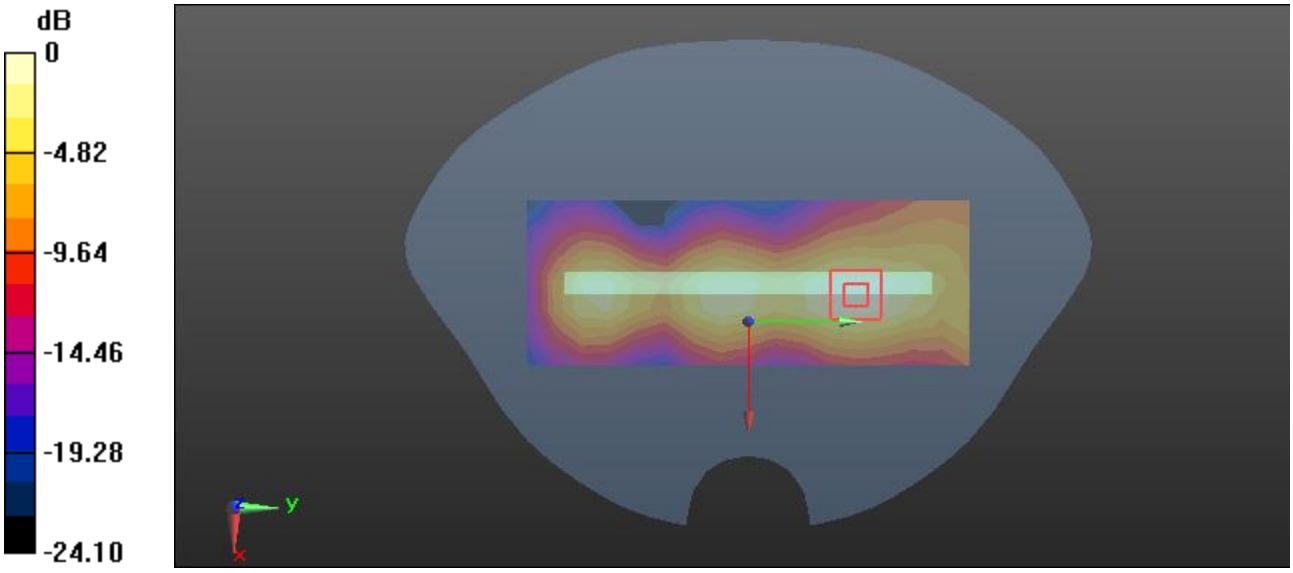

0 dB = 0.243 W/kg = -6.14 dBW/kg

Plot 69#:LTE Band 7_50%RB_Mid_Body Left

DUT: Mobile Phone ; Type: X6528; Serial: 2CFS-1

Communication System: FDD-LTE; Frequency: 2535 MHz;Duty Cycle: 1:1

Medium parameters used: f = 2535 MHz; σ = 1.912 S/m; ε_r = 38.224; ρ = 1000 kg/m^3

Phantom section: Flat Section

DASY5 Configuration:

- Probe: ES3DV3 - SN3157; ConvF(4.74, 4.74, 4.74) @ 2535 MHz; Calibrated: 2023/4/10
- Sensor-Surface: 3mm (Mechanical Surface Detection)
- Electronics: DAE4 Sn1493; Calibrated: 2023/3/17
- Phantom: Twin SAM; Type: Twin SAM V5.0; Serial: TP:1412
- Measurement SW: DASY52, Version 52.10 (2); SEMCAD X Version 14.6.12 (7470)

Area Scan (7x17x1): Measurement grid: dx=12mm, dy=12mm

Maximum value of SAR (measured) = 0.197 W/kg

Zoom Scan (5x5x7)/Cube 0: Measurement grid: dx=8mm, dy=8mm, dz=5mm

Reference Value = 7.792 V/m; Power Drift = -0.10 dB

Peak SAR (extrapolated) = 0.346 W/kg

SAR(1 g) = 0.181 W/kg; SAR(10 g) = 0.094 W/kg

Maximum value of SAR (measured) = 0.228 W/kg

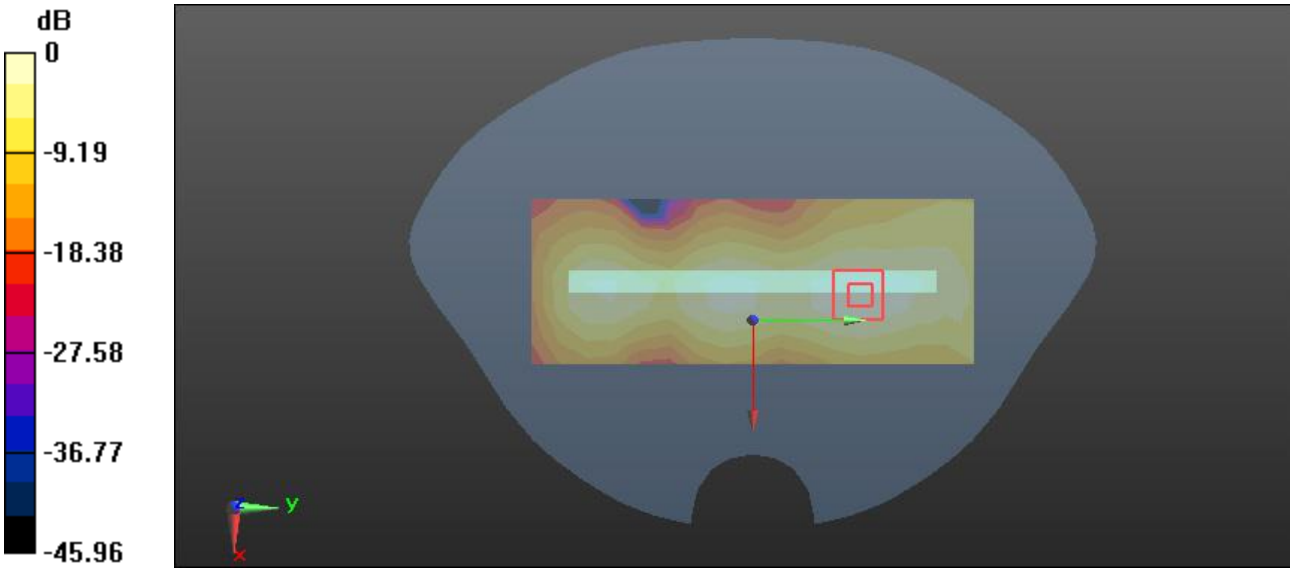

0 dB = 0.228 W/kg = -6.42 dBW/kg

Plot 70#:LTE Band 7_1RB_Low_Body Top

DUT: Mobile Phone ; Type: X6528; Serial: 2CFS-1

Communication System: FDD-LTE; Frequency: 2510 MHz;Duty Cycle: 1:1

Medium parameters used: f = 2510 MHz; σ = 1.884 S/m; ε_r = 38.307; ρ = 1000 kg/m^3

Phantom section: Flat Section

DASY5 Configuration:

- Probe: ES3DV3 - SN3157; ConvF(4.74, 4.74, 4.74) @ 2510 MHz; Calibrated: 2023/4/10
- Sensor-Surface: 3mm (Mechanical Surface Detection)
- Electronics: DAE4 Sn1493; Calibrated: 2023/3/17
- Phantom: Twin SAM; Type: Twin SAM V5.0; Serial: TP:1412
- Measurement SW: DASY52, Version 52.10 (2); SEMCAD X Version 14.6.12 (7470)

Area Scan (7x12x1): Measurement grid: dx=12mm, dy=12mm

Maximum value of SAR (measured) = 0.506 W/kg

Zoom Scan (5x5x7)/Cube 0: Measurement grid: dx=8mm, dy=8mm, dz=5mm

Reference Value = 3.977 V/m; Power Drift = 0.11 dB

Peak SAR (extrapolated) = 1.02 W/kg

SAR(1 g) = 0.470 W/kg; SAR(10 g) = 0.198 W/kg

Maximum value of SAR (measured) = 0.630 W/kg

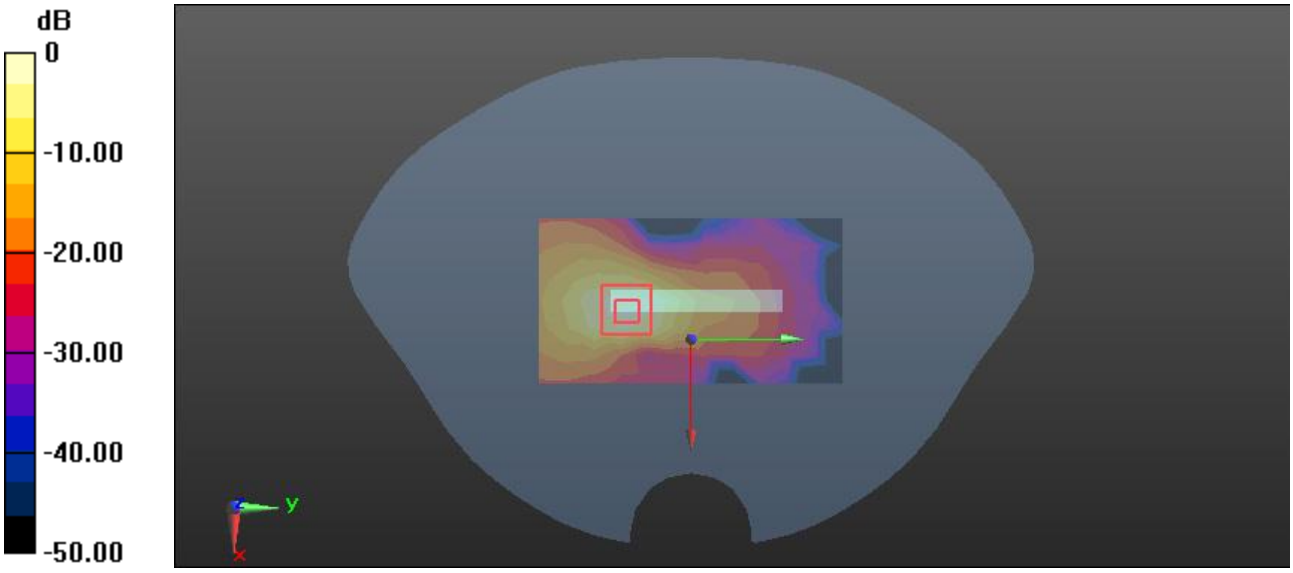

0 dB = 0.630 W/kg = -2.01 dBW/kg

Plot 71#:LTE Band 7_1RB_Mid_Body Top

DUT: Mobile Phone ; Type: X6528; Serial: 2CFS-1

Communication System: FDD-LTE; Frequency: 2535 MHz;Duty Cycle: 1:1

Medium parameters used: f = 2535 MHz; σ = 1.912 S/m; ε_r = 38.224; ρ = 1000 kg/m^3

Phantom section: Flat Section

DASY5 Configuration:

- Probe: ES3DV3 - SN3157; ConvF(4.74, 4.74, 4.74) @ 2535 MHz; Calibrated: 2023/4/10
- Sensor-Surface: 3mm (Mechanical Surface Detection)
- Electronics: DAE4 Sn1493; Calibrated: 2023/3/17
- Phantom: Twin SAM; Type: Twin SAM V5.0; Serial: TP:1412
- Measurement SW: DASY52, Version 52.10 (2); SEMCAD X Version 14.6.12 (7470)

Area Scan (7x12x1): Measurement grid: dx=12mm, dy=12mm

Maximum value of SAR (measured) = 0.850 W/kg

Zoom Scan (5x5x7)/Cube 0: Measurement grid: dx=8mm, dy=8mm, dz=5mm

Reference Value = 4.630 V/m; Power Drift = -0.05 dB

Peak SAR (extrapolated) = 1.72 W/kg

SAR(1 g) = 0.796 W/kg; SAR(10 g) = 0.337 W/kg

Maximum value of SAR (measured) = 1.06 W/kg

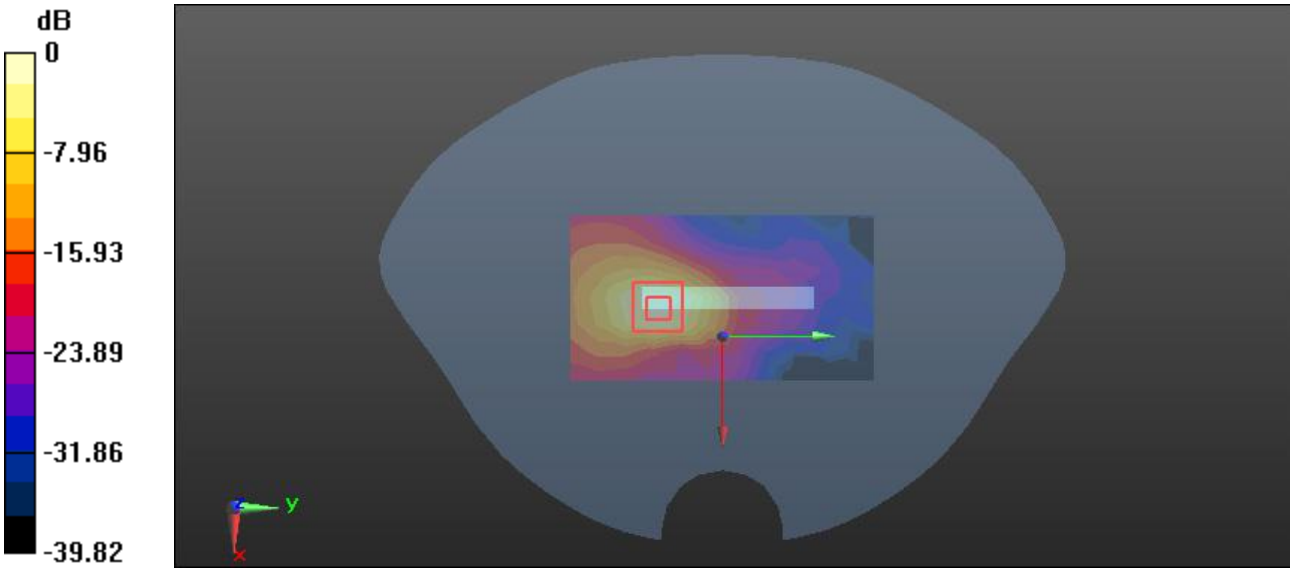

0 dB = 1.06 W/kg = 0.25 dBW/kg

Plot 72#:LTE Band 7_1RB_High_Body Top

DUT: Mobile Phone ; Type: X6528; Serial: 2CFS-1

Communication System: FDD-LTE; Frequency: 2560 MHz;Duty Cycle: 1:1

Medium parameters used: f = 2560 MHz; σ = 1.932 S/m; ε_r = 38.137; ρ = 1000 kg/m^3

Phantom section: Flat Section

DASY5 Configuration:

- Probe: ES3DV3 - SN3157; ConvF(4.52, 4.52, 4.52) @ 2560 MHz; Calibrated: 2023/4/10
- Sensor-Surface: 3mm (Mechanical Surface Detection)
- Electronics: DAE4 Sn1493; Calibrated: 2023/3/17
- Phantom: Twin SAM; Type: Twin SAM V5.0; Serial: TP:1412
- Measurement SW: DASY52, Version 52.10 (2); SEMCAD X Version 14.6.12 (7470)

Area Scan (7x12x1): Measurement grid: dx=12mm, dy=12mm

Maximum value of SAR (measured) = 0.691 W/kg

Zoom Scan (5x5x7)/Cube 0: Measurement grid: dx=8mm, dy=8mm, dz=5mm

Reference Value = 3.997 V/m; Power Drift = -0.08 dB

Peak SAR (extrapolated) = 1.34 W/kg

SAR(1 g) = 0.629 W/kg; SAR(10 g) = 0.269 W/kg

Maximum value of SAR (measured) = 0.834 W/kg

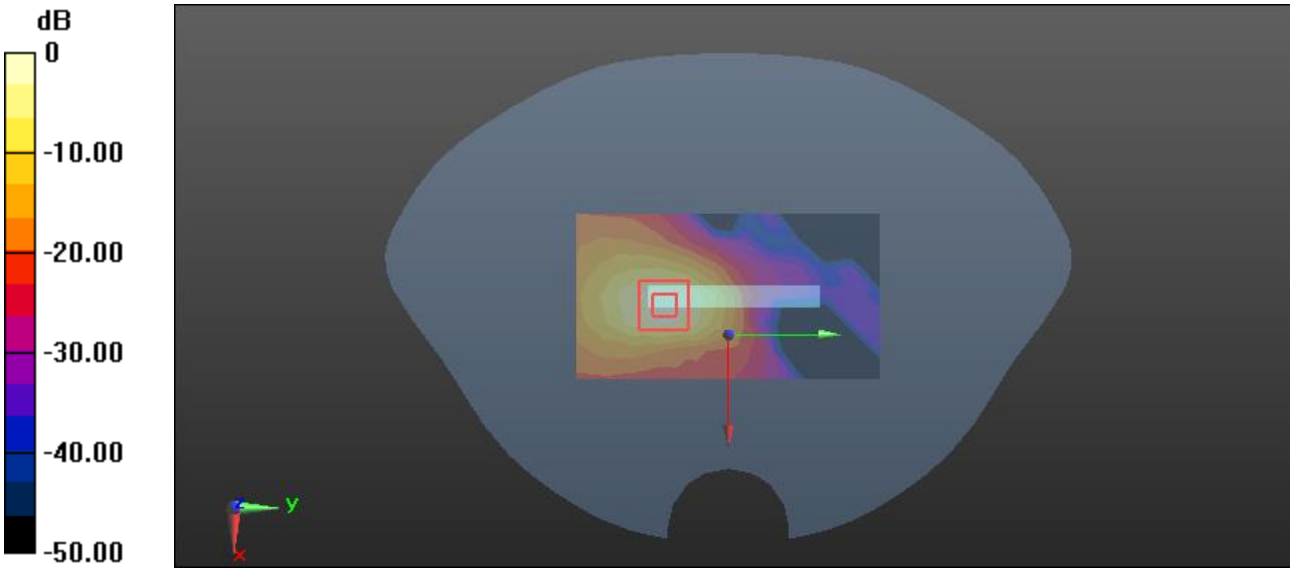

0 dB = 0.834 W/kg = -0.79 dBW/kg

Plot 73#:LTE Band 7_50%RB_Mid_Body Top

DUT: Mobile Phone ; Type: X6528; Serial: 2CFS-1

Communication System: FDD-LTE; Frequency: 2535 MHz;Duty Cycle: 1:1

Medium parameters used: f = 2535 MHz; σ = 1.912 S/m; ε_r = 38.224; ρ = 1000 kg/m^3

Phantom section: Flat Section

DASY5 Configuration:

- Probe: ES3DV3 - SN3157; ConvF(4.74, 4.74, 4.74) @ 2535 MHz; Calibrated: 2023/4/10
- Sensor-Surface: 3mm (Mechanical Surface Detection)
- Electronics: DAE4 Sn1493; Calibrated: 2023/3/17
- Phantom: Twin SAM; Type: Twin SAM V5.0; Serial: TP:1412
- Measurement SW: DASY52, Version 52.10 (2); SEMCAD X Version 14.6.12 (7470)

Area Scan (7x12x1): Measurement grid: dx=12mm, dy=12mm

Maximum value of SAR (measured) = 0.771 W/kg

Zoom Scan (5x5x7)/Cube 0: Measurement grid: dx=8mm, dy=8mm, dz=5mm

Reference Value = 4.379 V/m; Power Drift = 0.17 dB

Peak SAR (extrapolated) = 1.58 W/kg

SAR(1 g) = 0.731 W/kg; SAR(10 g) = 0.308 W/kg

Maximum value of SAR (measured) = 0.971 W/kg

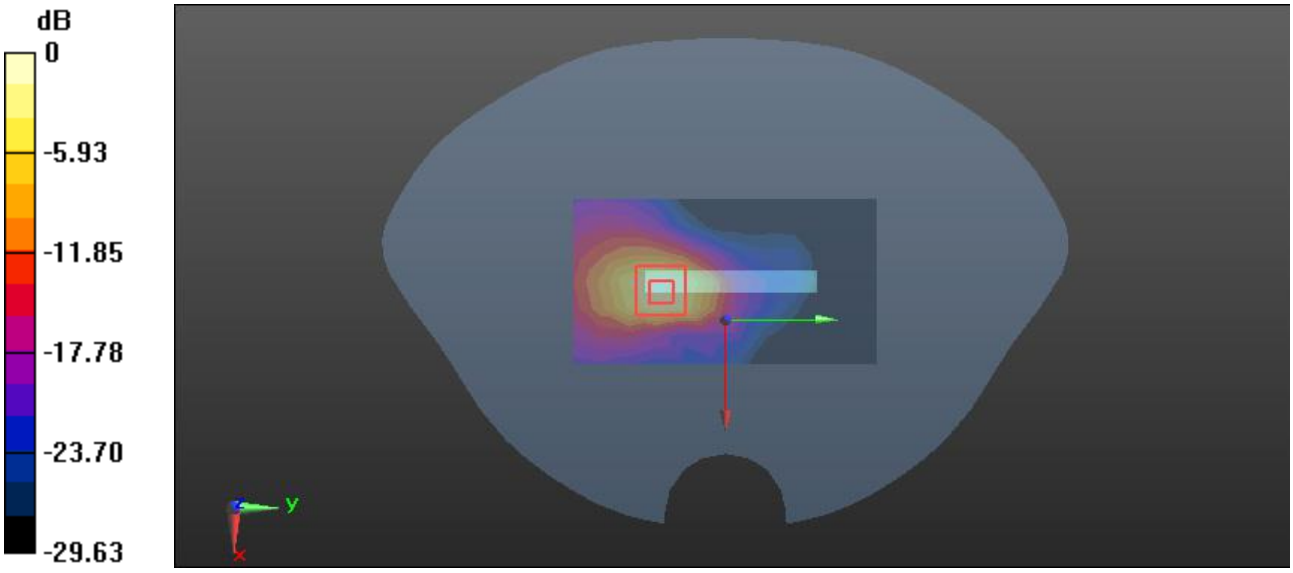

0 dB = 0.971 W/kg = -0.13 dBW/kg

Plot 74#:LTE Band 7_100%RB_Mid_Body Top

DUT: Mobile Phone ; Type: X6528; Serial: 2CFS-1

Communication System: FDD-LTE; Frequency: 2535 MHz;Duty Cycle: 1:1

Medium parameters used: f = 2535 MHz; σ = 1.912 S/m; ε_r = 38.224; ρ = 1000 kg/m^3

Phantom section: Flat Section

DASY5 Configuration:

- Probe: ES3DV3 - SN3157; ConvF(4.74, 4.74, 4.74) @ 2535 MHz; Calibrated: 2023/4/10
- Sensor-Surface: 3mm (Mechanical Surface Detection)
- Electronics: DAE4 Sn1493; Calibrated: 2023/3/17
- Phantom: Twin SAM; Type: Twin SAM V5.0; Serial: TP:1412
- Measurement SW: DASY52, Version 52.10 (2); SEMCAD X Version 14.6.12 (7470)

Area Scan (7x12x1): Measurement grid: dx=12mm, dy=12mm

Maximum value of SAR (measured) = 0.814 W/kg

Zoom Scan (5x5x7)/Cube 0: Measurement grid: dx=8mm, dy=8mm, dz=5mm

Reference Value = 4.464 V/m; Power Drift = 0.05 dB

Peak SAR (extrapolated) = 1.66 W/kg

SAR(1 g) = 0.762 W/kg; SAR(10 g) = 0.322 W/kg

Maximum value of SAR (measured) = 1.01 W/kg

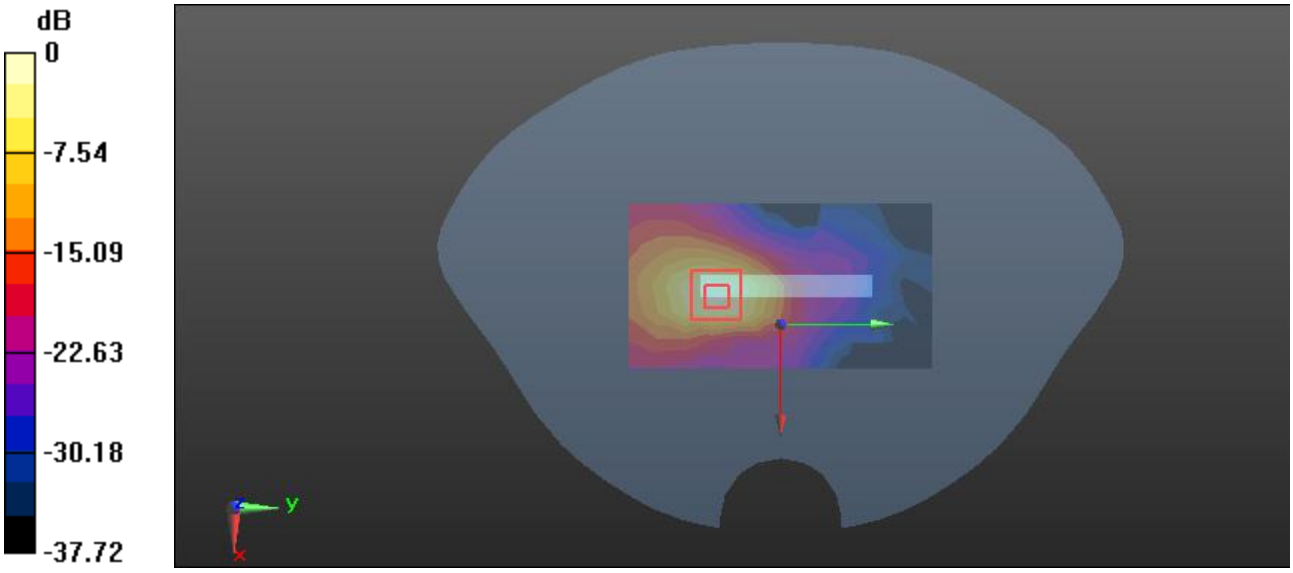

0 dB = 1.01 W/kg = 0.04 dBW/kg

Plot 75#: LTE Band 12_1RB_Mid_Head Left Cheek

DUT: Mobile Phone ; Type: X6528; Serial: 2CFS-1

Communication System: FDD-LTE; Frequency: 707.5 MHz;Duty Cycle: 1:1

Medium parameters used: f = 707.5 MHz; σ = 0.848 S/m; ε_r = 42.704; ρ = 1000 kg/m^3

Phantom section: Left Section

DASY5 Configuration:

- Probe: ES3DV3 - SN3157; ConvF(6.48, 6.48, 6.48) @ 707.5 MHz; Calibrated: 2023/4/10
- Sensor-Surface: 3mm (Mechanical Surface Detection)
- Electronics: DAE4 Sn1493; Calibrated: 2023/3/17
- Phantom: Twin SAM; Type: Twin SAM V5.0; Serial: TP:1412
- Measurement SW: DASY52, Version 52.10 (2); SEMCAD X Version 14.6.12 (7470)

Area Scan (8x9x1): Measurement grid: dx=15mm, dy=15mm

Maximum value of SAR (measured) = 0.333 W/kg

Zoom Scan (5x5x7)/Cube 0: Measurement grid: dx=8mm, dy=8mm, dz=5mm

Reference Value = 16.20 V/m; Power Drift = 0.05 dB

Peak SAR (extrapolated) = 0.495 W/kg

SAR(1 g) = 0.294 W/kg; SAR(10 g) = 0.190 W/kg

Maximum value of SAR (measured) = 0.346 W/kg

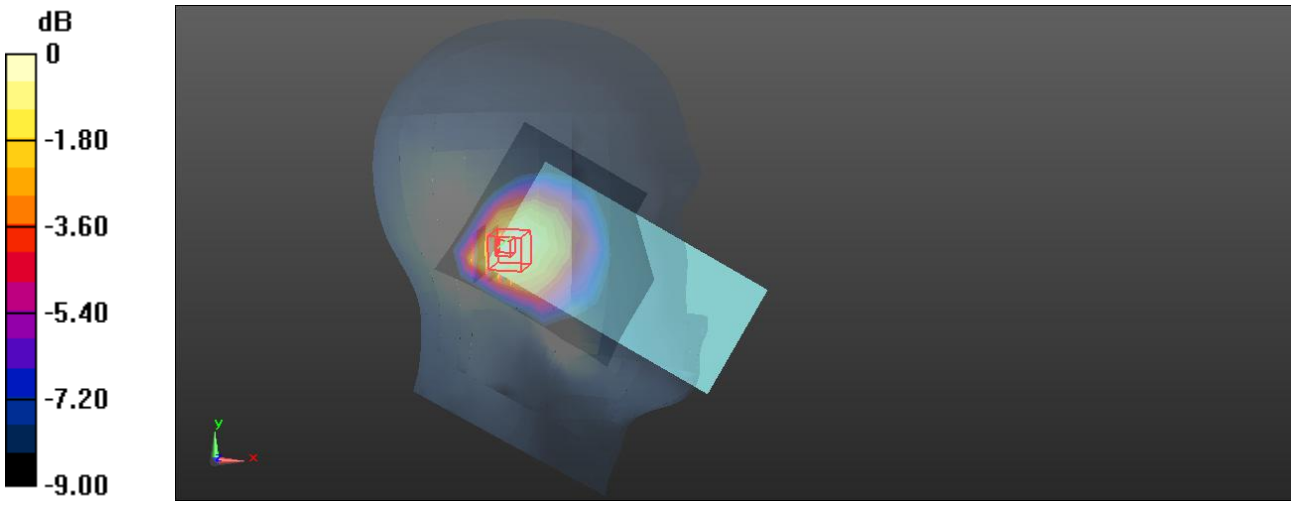

0 dB = 0.346 W/kg = -4.61 dBW/kg

Plot 76#: LTE Band 12_50%RB_Mid_Head Left Cheek

DUT: Mobile Phone ; Type: X6528; Serial: 2CFS-1

Communication System: FDD-LTE; Frequency: 707.5 MHz;Duty Cycle: 1:1

Medium parameters used: f = 707.5 MHz; σ = 0.848 S/m; ε_r = 42.704; ρ = 1000 kg/m^3

Phantom section: Left Section

DASY5 Configuration:

- Probe: ES3DV3 - SN3157; ConvF(6.48, 6.48, 6.48) @ 707.5 MHz; Calibrated: 2023/4/10
- Sensor-Surface: 3mm (Mechanical Surface Detection)
- Electronics: DAE4 Sn1493; Calibrated: 2023/3/17
- Phantom: Twin SAM; Type: Twin SAM V5.0; Serial: TP:1412
- Measurement SW: DASY52, Version 52.10 (2); SEMCAD X Version 14.6.12 (7470)

Area Scan (8x9x1): Measurement grid: dx=15mm, dy=15mm

Maximum value of SAR (measured) = 0.273 W/kg

Zoom Scan (5x5x7)/Cube 0: Measurement grid: dx=8mm, dy=8mm, dz=5mm

Reference Value = 14.94 V/m; Power Drift = -0.03 dB

Peak SAR (extrapolated) = 0.413 W/kg

SAR(1 g) = 0.244 W/kg; SAR(10 g) = 0.158 W/kg

Maximum value of SAR (measured) = 0.288 W/kg



0 dB = 0.288 W/kg = -5.41 dBW/kg

Plot 77#: LTE Band 12_1RB_Mid_Head Left Tilt

DUT: Mobile Phone ; Type: X6528; Serial: 2CFS-1

Communication System: FDD-LTE; Frequency: 707.5 MHz;Duty Cycle: 1:1

Medium parameters used: f = 707.5 MHz; σ = 0.848 S/m; ε_r = 42.704; ρ = 1000 kg/m^3

Phantom section: Left Section

DASY5 Configuration:

- Probe: ES3DV3 - SN3157; ConvF(6.48, 6.48, 6.48) @ 707.5 MHz; Calibrated: 2023/4/10
- Sensor-Surface: 3mm (Mechanical Surface Detection)
- Electronics: DAE4 Sn1493; Calibrated: 2023/3/17
- Phantom: Twin SAM; Type: Twin SAM V5.0; Serial: TP:1412
- Measurement SW: DASY52, Version 52.10 (2); SEMCAD X Version 14.6.12 (7470)

Area Scan (8x9x1): Measurement grid: dx=15mm, dy=15mm

Maximum value of SAR (measured) = 0.366 W/kg

Zoom Scan (5x5x7)/Cube 0: Measurement grid: dx=8mm, dy=8mm, dz=5mm

Reference Value = 18.13 V/m; Power Drift = -0.16 dB

Peak SAR (extrapolated) = 0.606 W/kg

SAR(1 g) = 0.310 W/kg; SAR(10 g) = 0.185 W/kg

Maximum value of SAR (measured) = 0.385 W/kg

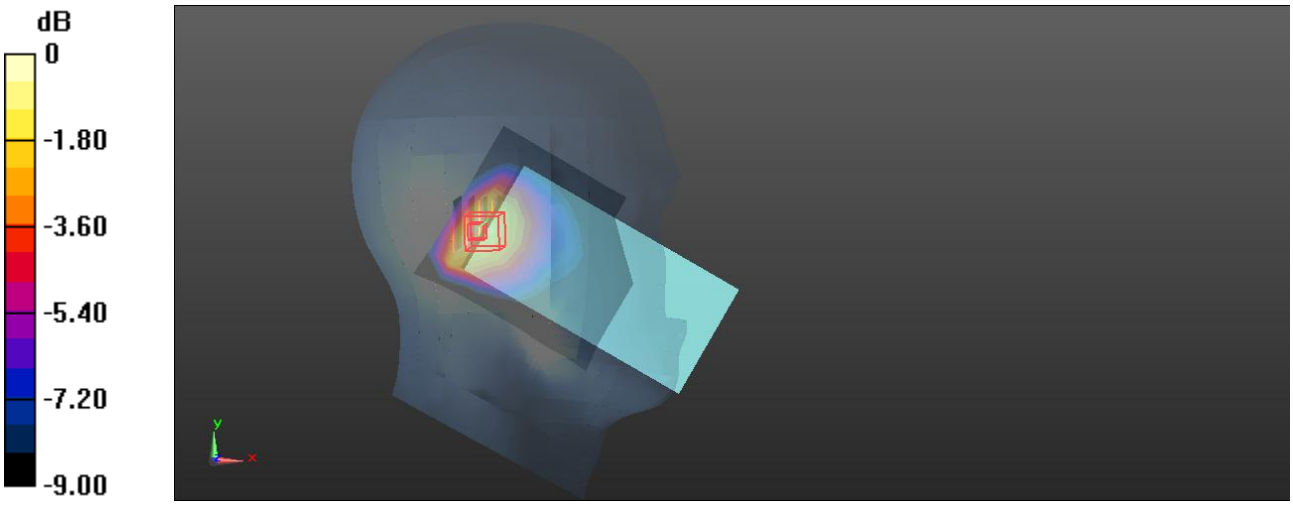

0 dB = 0.385 W/kg = -4.15 dBW/kg

Plot 78#: LTE Band 12_50%RB_Mid_Head Left Tilt

DUT: Mobile Phone ; Type: X6528; Serial: 2CFS-1

Communication System: FDD-LTE; Frequency: 707.5 MHz;Duty Cycle: 1:1

Medium parameters used: f = 707.5 MHz; σ = 0.848 S/m; ε_r = 42.704; ρ = 1000 kg/m^3

Phantom section: Left Section

DASY5 Configuration:

- Probe: ES3DV3 - SN3157; ConvF(6.48, 6.48, 6.48) @ 707.5 MHz; Calibrated: 2023/4/10
- Sensor-Surface: 3mm (Mechanical Surface Detection)
- Electronics: DAE4 Sn1493; Calibrated: 2023/3/17
- Phantom: Twin SAM; Type: Twin SAM V5.0; Serial: TP:1412
- Measurement SW: DASY52, Version 52.10 (2); SEMCAD X Version 14.6.12 (7470)

Area Scan (8x9x1): Measurement grid: dx=15mm, dy=15mm

Maximum value of SAR (measured) = 0.298 W/kg

Zoom Scan (5x5x7)/Cube 0: Measurement grid: dx=8mm, dy=8mm, dz=5mm

Reference Value = 16.36 V/m; Power Drift = 0.02 dB

Peak SAR (extrapolated) = 0.491 W/kg

SAR(1 g) = 0.250 W/kg; SAR(10 g) = 0.150 W/kg

Maximum value of SAR (measured) = 0.312 W/kg

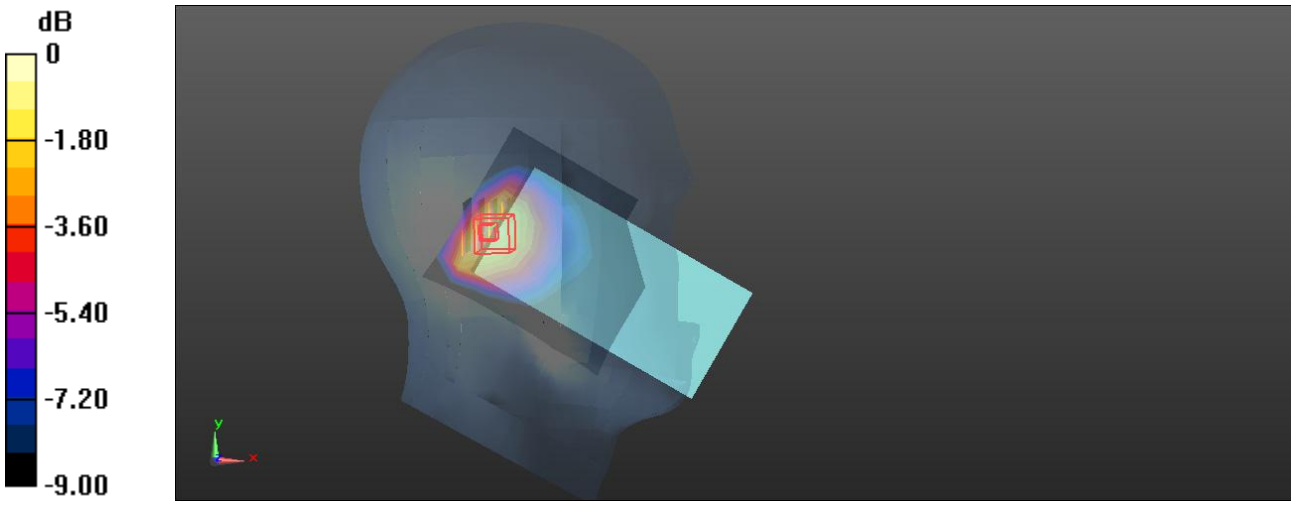

0 dB = 0.312 W/kg = -5.06 dBW/kg

Plot 79#: LTE Band 12_1RB_Mid_Head Right Cheek

DUT: Mobile Phone ; Type: X6528; Serial: 2CFS-1

Communication System: FDD-LTE; Frequency: 707.5 MHz;Duty Cycle: 1:1

Medium parameters used: f = 707.5 MHz; σ = 0.848 S/m; ε_r = 42.704; ρ = 1000 kg/m^3

Phantom section: Right Section

DASY5 Configuration:

- Probe: ES3DV3 - SN3157; ConvF(6.48, 6.48, 6.48) @ 707.5 MHz; Calibrated: 2023/4/10
- Sensor-Surface: 3mm (Mechanical Surface Detection)
- Electronics: DAE4 Sn1493; Calibrated: 2023/3/17
- Phantom: Twin SAM; Type: Twin SAM V5.0; Serial: TP:1412
- Measurement SW: DASY52, Version 52.10 (2); SEMCAD X Version 14.6.12 (7470)

Area Scan (8x9x1): Measurement grid: dx=15mm, dy=15mm

Maximum value of SAR (measured) = 0.532 W/kg

Zoom Scan (5x5x7)/Cube 0: Measurement grid: dx=8mm, dy=8mm, dz=5mm

Reference Value = 19.49 V/m; Power Drift = 0.08 dB

Peak SAR (extrapolated) = 0.907 W/kg

SAR(1 g) = 0.461 W/kg; SAR(10 g) = 0.293 W/kg

Maximum value of SAR (measured) = 0.540 W/kg

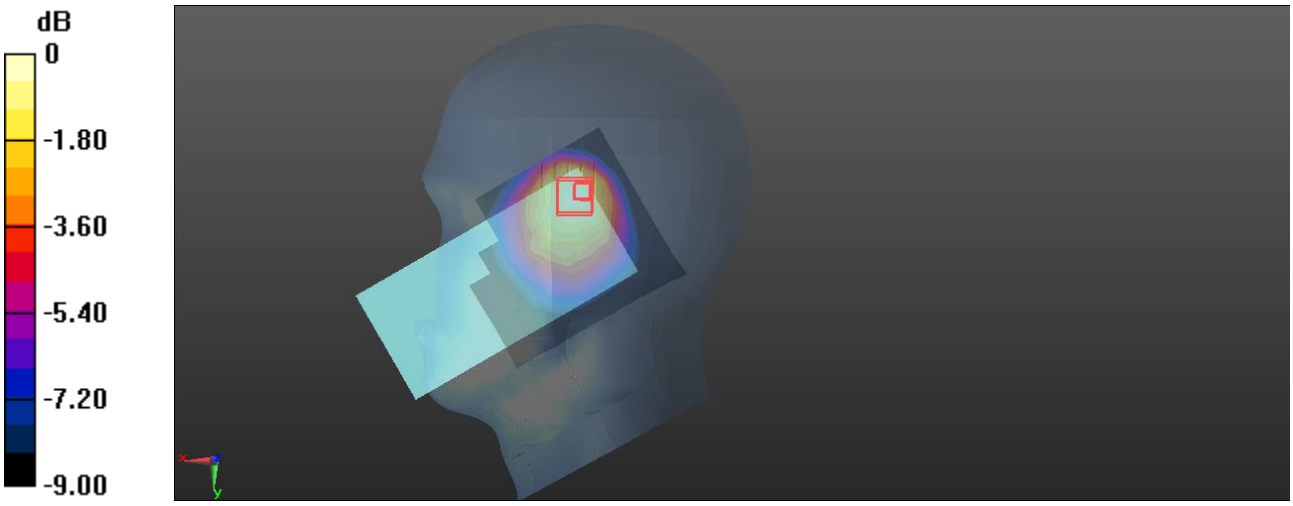

0 dB = 0.540 W/kg = -2.68 dBW/kg

Plot 80#: LTE Band 12_50%RB_Mid_Head Right Cheek

DUT: Mobile Phone ; Type: X6528; Serial: 2CFS-1

Communication System: FDD-LTE; Frequency: 707.5 MHz;Duty Cycle: 1:1

Medium parameters used: f = 707.5 MHz; σ = 0.848 S/m; ε_r = 42.704; ρ = 1000 kg/m^3

Phantom section: Right Section

DASY5 Configuration:

- Probe: ES3DV3 - SN3157; ConvF(6.48, 6.48, 6.48) @ 707.5 MHz; Calibrated: 2023/4/10
- Sensor-Surface: 3mm (Mechanical Surface Detection)
- Electronics: DAE4 Sn1493; Calibrated: 2023/3/17
- Phantom: Twin SAM; Type: Twin SAM V5.0; Serial: TP:1412
- Measurement SW: DASY52, Version 52.10 (2); SEMCAD X Version 14.6.12 (7470)

Area Scan (8x9x1): Measurement grid: dx=15mm, dy=15mm

Maximum value of SAR (measured) = 0.460 W/kg

Zoom Scan (5x5x7)/Cube 0: Measurement grid: dx=8mm, dy=8mm, dz=5mm

Reference Value = 18.20 V/m; Power Drift = 0.17 dB

Peak SAR (extrapolated) = 0.754 W/kg

SAR(1 g) = 0.393 W/kg; SAR(10 g) = 0.250 W/kg

Maximum value of SAR (measured) = 0.460 W/kg



0 dB = 0.460 W/kg = -3.37 dBW/kg

Plot 81#: LTE Band 12_1RB_Mid_Head Right Tilt

DUT: Mobile Phone ; Type: X6528; Serial: 2CFS-1

Communication System: FDD-LTE; Frequency: 707.5 MHz;Duty Cycle: 1:1

Medium parameters used: f = 707.5 MHz; σ = 0.848 S/m; ε_r = 42.704; ρ = 1000 kg/m^3

Phantom section: Right Section

DASY5 Configuration:

- Probe: ES3DV3 - SN3157; ConvF(6.48, 6.48, 6.48) @ 707.5 MHz; Calibrated: 2023/4/10
- Sensor-Surface: 3mm (Mechanical Surface Detection)
- Electronics: DAE4 Sn1493; Calibrated: 2023/3/17
- Phantom: Twin SAM; Type: Twin SAM V5.0; Serial: TP:1412
- Measurement SW: DASY52, Version 52.10 (2); SEMCAD X Version 14.6.12 (7470)

Area Scan (8x9x1): Measurement grid: dx=15mm, dy=15mm

Maximum value of SAR (measured) = 0.764 W/kg

Zoom Scan (5x5x7)/Cube 0: Measurement grid: dx=8mm, dy=8mm, dz=5mm

Reference Value = 21.64 V/m; Power Drift = 0.13 dB

Peak SAR (extrapolated) = 1.50 W/kg

SAR(1 g) = 0.573 W/kg; SAR(10 g) = 0.297 W/kg

Maximum value of SAR (measured) = 0.734 W/kg

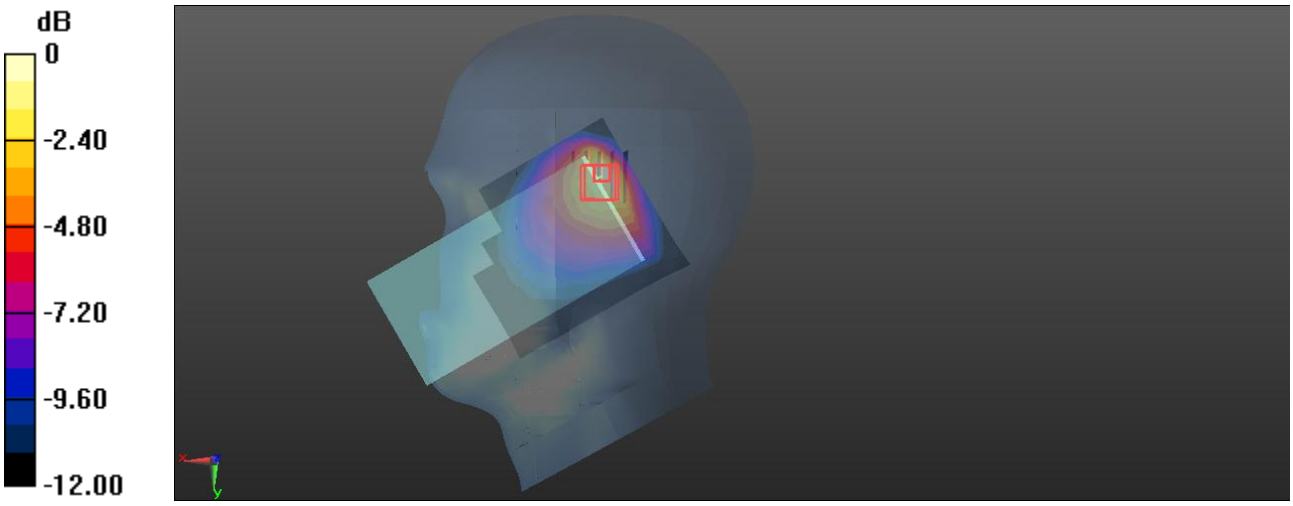

0 dB = 0.734 W/kg = -1.34 dBW/kg

Plot 82#: LTE Band 12_50%RB_Mid_Head Right Tilt

DUT: Mobile Phone ; Type: X6528; Serial: 2CFS-1

Communication System: FDD-LTE; Frequency: 707.5 MHz;Duty Cycle: 1:1

Medium parameters used: f = 707.5 MHz; σ = 0.848 S/m; ε_r = 42.704; ρ = 1000 kg/m^3

Phantom section: Right Section

DASY5 Configuration:

- Probe: ES3DV3 - SN3157; ConvF(6.48, 6.48, 6.48) @ 707.5 MHz; Calibrated: 2023/4/10
- Sensor-Surface: 3mm (Mechanical Surface Detection)
- Electronics: DAE4 Sn1493; Calibrated: 2023/3/17
- Phantom: Twin SAM; Type: Twin SAM V5.0; Serial: TP:1412
- Measurement SW: DASY52, Version 52.10 (2); SEMCAD X Version 14.6.12 (7470)

Area Scan (8x9x1): Measurement grid: dx=15mm, dy=15mm

Maximum value of SAR (measured) = 0.640 W/kg

Zoom Scan (5x5x7)/Cube 0: Measurement grid: dx=8mm, dy=8mm, dz=5mm

Reference Value = 19.80 V/m; Power Drift = -0.19 dB

Peak SAR (extrapolated) = 1.23 W/kg

SAR(1 g) = 0.476 W/kg; SAR(10 g) = 0.250 W/kg

Maximum value of SAR (measured) = 0.616 W/kg



0 dB = 0.616 W/kg = -2.10 dBW/kg

Plot 83#: LTE Band 12_1RB_Mid_Body Front

DUT: Mobile Phone ; Type: X6528; Serial: 2CFS-1

Communication System: FDD-LTE; Frequency: 707.5 MHz;Duty Cycle: 1:1

Medium parameters used: f = 707.5 MHz; σ = 0.848 S/m; ε_r = 42.704; ρ = 1000 kg/m^3

Phantom section: Flat Section

DASY5 Configuration:

- Probe: ES3DV3 - SN3157; ConvF(6.48, 6.48, 6.48) @ 707.5 MHz; Calibrated: 2023/4/10
- Sensor-Surface: 3mm (Mechanical Surface Detection)
- Electronics: DAE4 Sn1493; Calibrated: 2023/3/17
- Phantom: Twin SAM; Type: Twin SAM V5.0; Serial: TP:1412
- Measurement SW: DASY52, Version 52.10 (2); SEMCAD X Version 14.6.12 (7470)

Area Scan (8x14x1): Measurement grid: dx=15mm, dy=15mm

Maximum value of SAR (measured) = 0.0859 W/kg

Zoom Scan (6x6x7)/Cube 0: Measurement grid: dx=8mm, dy=8mm, dz=5mm

Reference Value = 9.058 V/m; Power Drift = 0.02 dB

Peak SAR (extrapolated) = 0.115 W/kg

SAR(1 g) = 0.078 W/kg; SAR(10 g) = 0.054 W/kg

Maximum value of SAR (measured) = 0.0882 W/kg

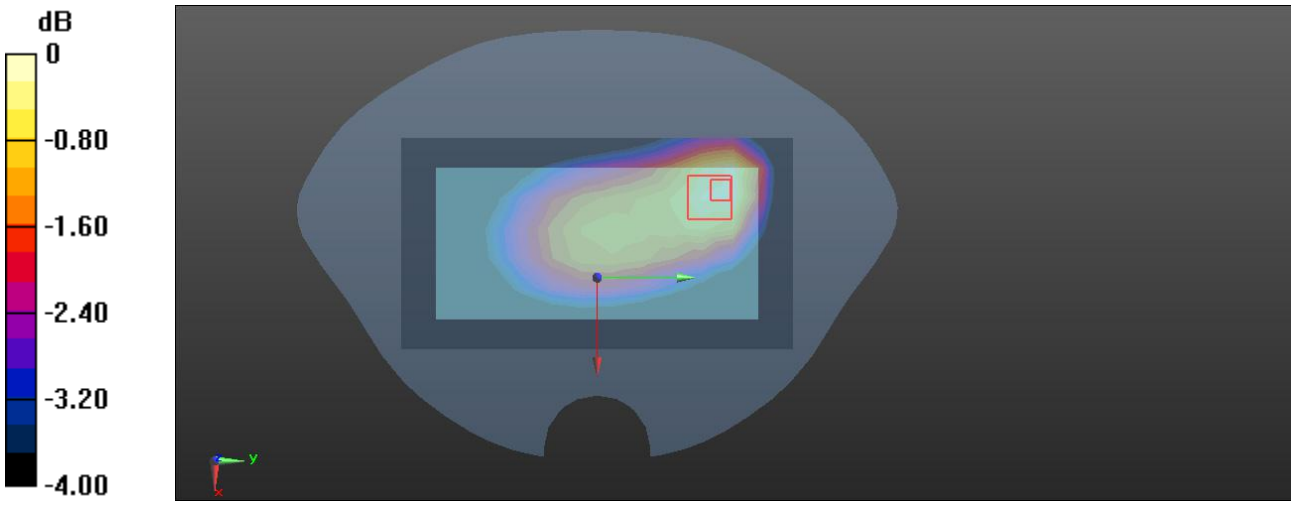

0 dB = 0.0882 W/kg = -10.55 dBW/kg

Plot 84#: LTE Band 12_50%RB_Mid_Body Front

DUT: Mobile Phone ; Type: X6528; Serial: 2CFS-1

Communication System: FDD-LTE; Frequency: 707.5 MHz;Duty Cycle: 1:1

Medium parameters used: f = 707.5 MHz; σ = 0.848 S/m; ε_r = 42.704; ρ = 1000 kg/m^3

Phantom section: Flat Section

DASY5 Configuration:

- Probe: ES3DV3 - SN3157; ConvF(6.48, 6.48, 6.48) @ 707.5 MHz; Calibrated: 2023/4/10
- Sensor-Surface: 3mm (Mechanical Surface Detection)
- Electronics: DAE4 Sn1493; Calibrated: 2023/3/17
- Phantom: Twin SAM; Type: Twin SAM V5.0; Serial: TP:1412
- Measurement SW: DASY52, Version 52.10 (2); SEMCAD X Version 14.6.12 (7470)

Area Scan (8x14x1): Measurement grid: dx=15mm, dy=15mm

Maximum value of SAR (measured) = 0.0706 W/kg

Zoom Scan (6x6x7)/Cube 0: Measurement grid: dx=8mm, dy=8mm, dz=5mm

Reference Value = 8.152 V/m; Power Drift = 0.17 dB

Peak SAR (extrapolated) = 0.0940 W/kg

SAR(1 g) = 0.064 W/kg; SAR(10 g) = 0.044 W/kg

Maximum value of SAR (measured) = 0.0728 W/kg

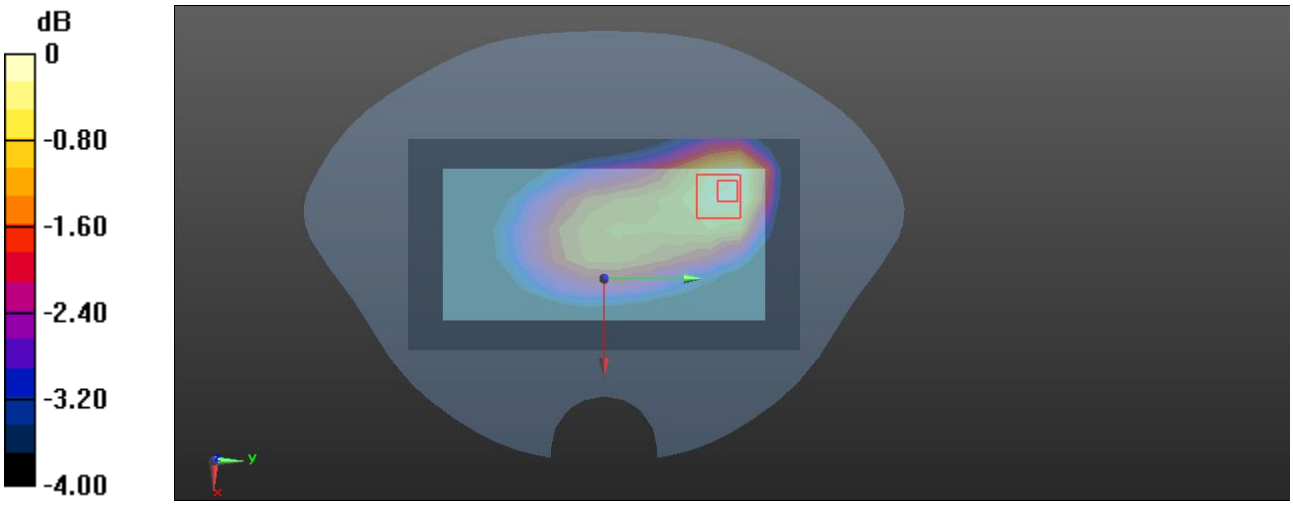

0 dB = 0.0728 W/kg = -11.38 dBW/kg

Plot 85#: LTE Band 12_1RB_Mid_Body Back

DUT: Mobile Phone ; Type: X6528; Serial: 2CFS-1

Communication System: FDD-LTE; Frequency: 707.5 MHz;Duty Cycle: 1:1

Medium parameters used: f = 707.5 MHz; σ = 0.848 S/m; ε_r = 42.704; ρ = 1000 kg/m^3

Phantom section: Flat Section

DASY5 Configuration:

- Probe: ES3DV3 - SN3157; ConvF(6.48, 6.48, 6.48) @ 707.5 MHz; Calibrated: 2023/4/10
- Sensor-Surface: 3mm (Mechanical Surface Detection)
- Electronics: DAE4 Sn1493; Calibrated: 2023/3/17
- Phantom: Twin SAM; Type: Twin SAM V5.0; Serial: TP:1412
- Measurement SW: DASY52, Version 52.10 (2); SEMCAD X Version 14.6.12 (7470)

Area Scan (8x14x1): Measurement grid: dx=15mm, dy=15mm

Maximum value of SAR (measured) = 0.138 W/kg

Zoom Scan (7x7x7)/Cube 0: Measurement grid: dx=8mm, dy=8mm, dz=5mm

Reference Value = 10.69 V/m; Power Drift = -0.03 dB

Peak SAR (extrapolated) = 0.238 W/kg

SAR(1 g) = 0.128 W/kg; SAR(10 g) = 0.083 W/kg

Maximum value of SAR (measured) = 0.153 W/kg

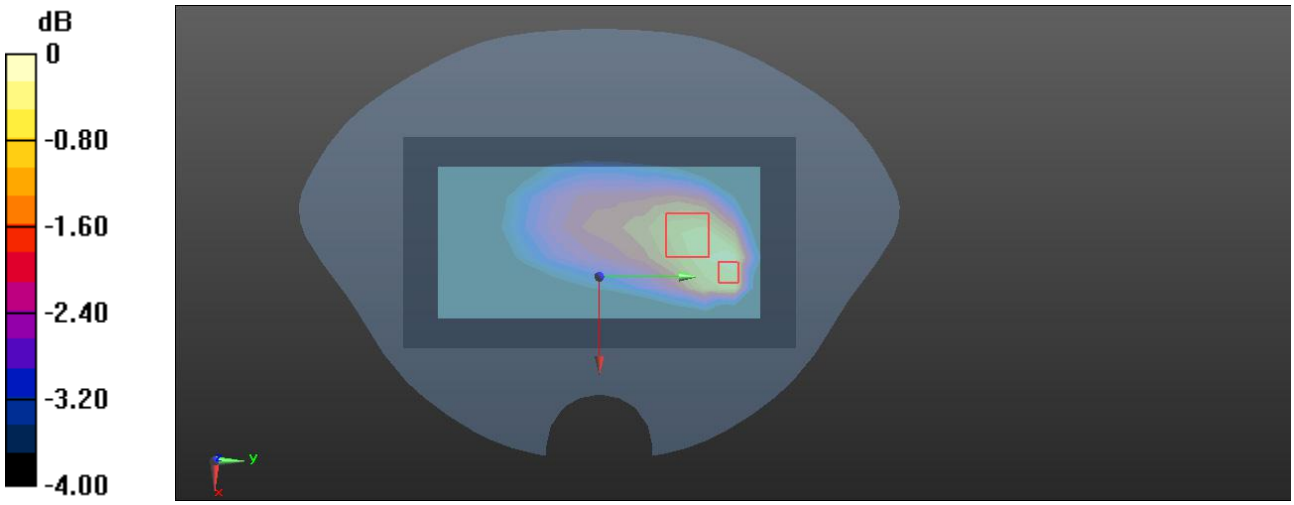

0 dB = 0.153 W/kg = -8.15 dBW/kg

Plot 86#: LTE Band 12_50%RB_Mid_Body Back

DUT: Mobile Phone ; Type: X6528; Serial: 2CFS-1

Communication System: FDD-LTE; Frequency: 707.5 MHz;Duty Cycle: 1:1

Medium parameters used: f = 707.5 MHz; σ = 0.848 S/m; ε_r = 42.704; ρ = 1000 kg/m^3

Phantom section: Flat Section

DASY5 Configuration:

- Probe: ES3DV3 - SN3157; ConvF(6.48, 6.48, 6.48) @ 707.5 MHz; Calibrated: 2023/4/10
- Sensor-Surface: 3mm (Mechanical Surface Detection)
- Electronics: DAE4 Sn1493; Calibrated: 2023/3/17
- Phantom: Twin SAM; Type: Twin SAM V5.0; Serial: TP:1412
- Measurement SW: DASY52, Version 52.10 (2); SEMCAD X Version 14.6.12 (7470)

Area Scan (8x14x1): Measurement grid: dx=15mm, dy=15mm

Maximum value of SAR (measured) = 0.107 W/kg

Zoom Scan (7x7x7)/Cube 0: Measurement grid: dx=8mm, dy=8mm, dz=5mm

Reference Value = 9.303 V/m; Power Drift = 0.07 dB

Peak SAR (extrapolated) = 0.178 W/kg

SAR(1 g) = 0.098 W/kg; SAR(10 g) = 0.064 W/kg

Maximum value of SAR (measured) = 0.118 W/kg

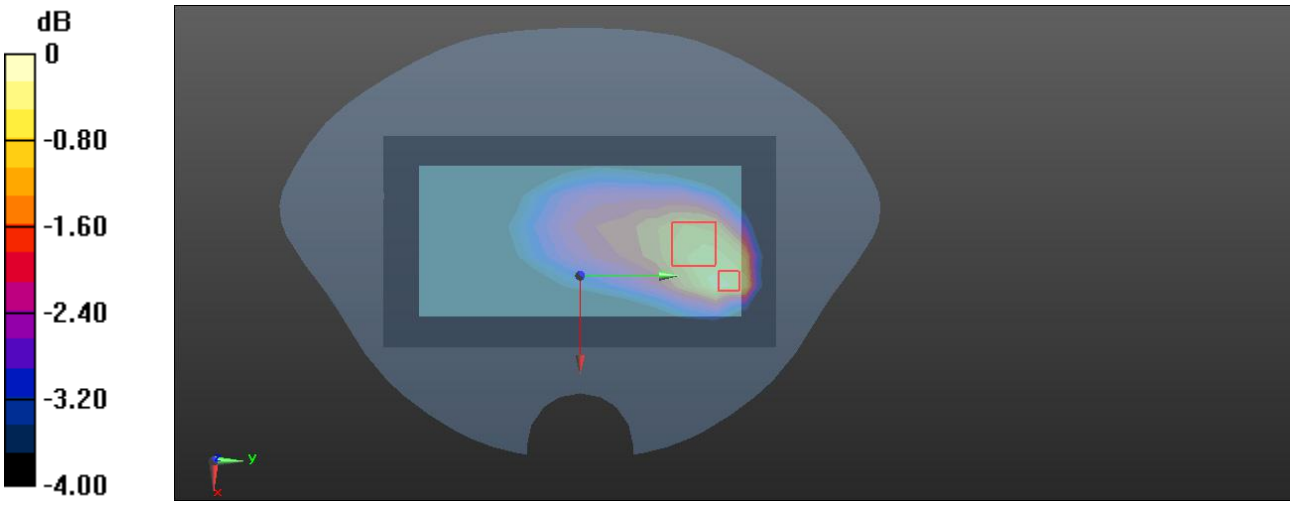

0 dB = 0.118 W/kg = -9.28 dBW/kg

Plot 87#: LTE Band 12_1RB_Mid_Body Left

DUT: Mobile Phone ; Type: X6528; Serial: 2CFS-1

Communication System: FDD-LTE; Frequency: 707.5 MHz;Duty Cycle: 1:1

Medium parameters used: f = 707.5 MHz; σ = 0.848 S/m; ε_r = 42.704; ρ = 1000 kg/m^3

Phantom section: Flat Section

DASY5 Configuration:

- Probe: ES3DV3 - SN3157; ConvF(6.48, 6.48, 6.48) @ 707.5 MHz; Calibrated: 2023/4/10
- Sensor-Surface: 3mm (Mechanical Surface Detection)
- Electronics: DAE4 Sn1493; Calibrated: 2023/3/17
- Phantom: Twin SAM; Type: Twin SAM V5.0; Serial: TP:1412
- Measurement SW: DASY52, Version 52.10 (2); SEMCAD X Version 14.6.12 (7470)

Area Scan (6x14x1): Measurement grid: dx=15mm, dy=15mm

Maximum value of SAR (measured) = 0.181 W/kg

Zoom Scan (5x5x7)/Cube 0: Measurement grid: dx=8mm, dy=8mm, dz=5mm

Reference Value = 14.28 V/m; Power Drift = 0.00 dB

Peak SAR (extrapolated) = 0.245 W/kg

SAR(1 g) = 0.166 W/kg; SAR(10 g) = 0.113 W/kg

Maximum value of SAR (measured) = 0.191 W/kg

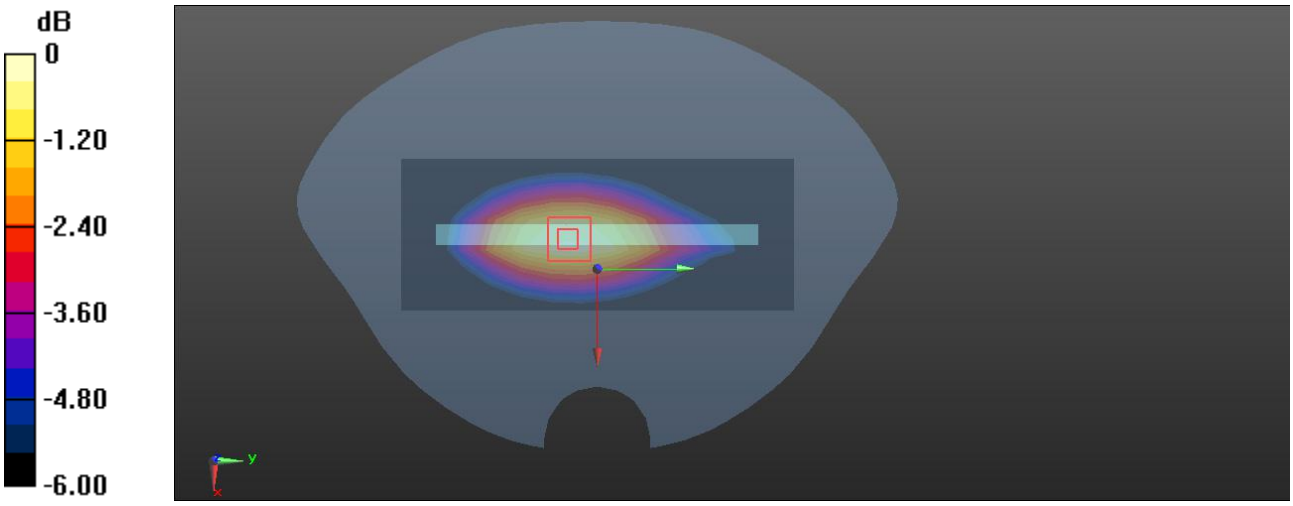

0 dB = 0.191 W/kg = -7.19 dBW/kg

Plot 88#: LTE Band 12_50%RB_Mid_Body Left

DUT: Mobile Phone ; Type: X6528; Serial: 2CFS-1

Communication System: FDD-LTE; Frequency: 707.5 MHz;Duty Cycle: 1:1

Medium parameters used: f = 707.5 MHz; σ = 0.848 S/m; ε_r = 42.704; ρ = 1000 kg/m^3

Phantom section: Flat Section

DASY5 Configuration:

- Probe: ES3DV3 - SN3157; ConvF(6.48, 6.48, 6.48) @ 707.5 MHz; Calibrated: 2023/4/10
- Sensor-Surface: 3mm (Mechanical Surface Detection)
- Electronics: DAE4 Sn1493; Calibrated: 2023/3/17
- Phantom: Twin SAM; Type: Twin SAM V5.0; Serial: TP:1412
- Measurement SW: DASY52, Version 52.10 (2); SEMCAD X Version 14.6.12 (7470)

Area Scan (6x14x1): Measurement grid: dx=15mm, dy=15mm

Maximum value of SAR (measured) = 0.147 W/kg

Zoom Scan (5x5x7)/Cube 0: Measurement grid: dx=8mm, dy=8mm, dz=5mm

Reference Value = 12.90 V/m; Power Drift = 0.01 dB

Peak SAR (extrapolated) = 0.199 W/kg

SAR(1 g) = 0.134 W/kg; SAR(10 g) = 0.091 W/kg

Maximum value of SAR (measured) = 0.155 W/kg

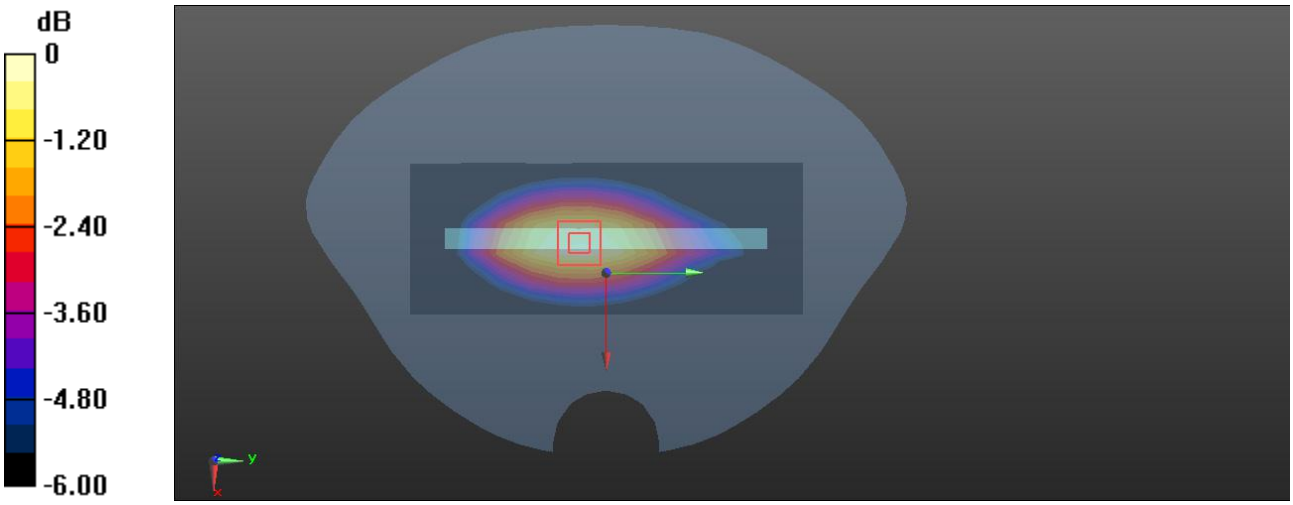

0 dB = 0.155 W/kg = -8.10 dBW/kg

Plot 89#: LTE Band 12_1RB_Mid_Body Top

DUT: Mobile Phone ; Type: X6528; Serial: 2CFS-1

Communication System: FDD-LTE; Frequency: 707.5 MHz;Duty Cycle: 1:1

Medium parameters used: f = 707.5 MHz; σ = 0.848 S/m; ε_r = 42.704; ρ = 1000 kg/m^3

Phantom section: Flat Section

DASY5 Configuration:

- Probe: ES3DV3 - SN3157; ConvF(6.48, 6.48, 6.48) @ 707.5 MHz; Calibrated: 2023/4/10
- Sensor-Surface: 3mm (Mechanical Surface Detection)
- Electronics: DAE4 Sn1493; Calibrated: 2023/3/17
- Phantom: Twin SAM; Type: Twin SAM V5.0; Serial: TP:1412
- Measurement SW: DASY52, Version 52.10 (2); SEMCAD X Version 14.6.12 (7470)

Area Scan (6x10x1): Measurement grid: dx=15mm, dy=15mm

Maximum value of SAR (measured) = 0.143 W/kg

Zoom Scan (6x6x7)/Cube 0: Measurement grid: dx=8mm, dy=8mm, dz=5mm

Reference Value = 7.724 V/m; Power Drift = -0.01 dB

Peak SAR (extrapolated) = 0.268 W/kg

SAR(1 g) = 0.110 W/kg; SAR(10 g) = 0.057 W/kg

Maximum value of SAR (measured) = 0.141 W/kg

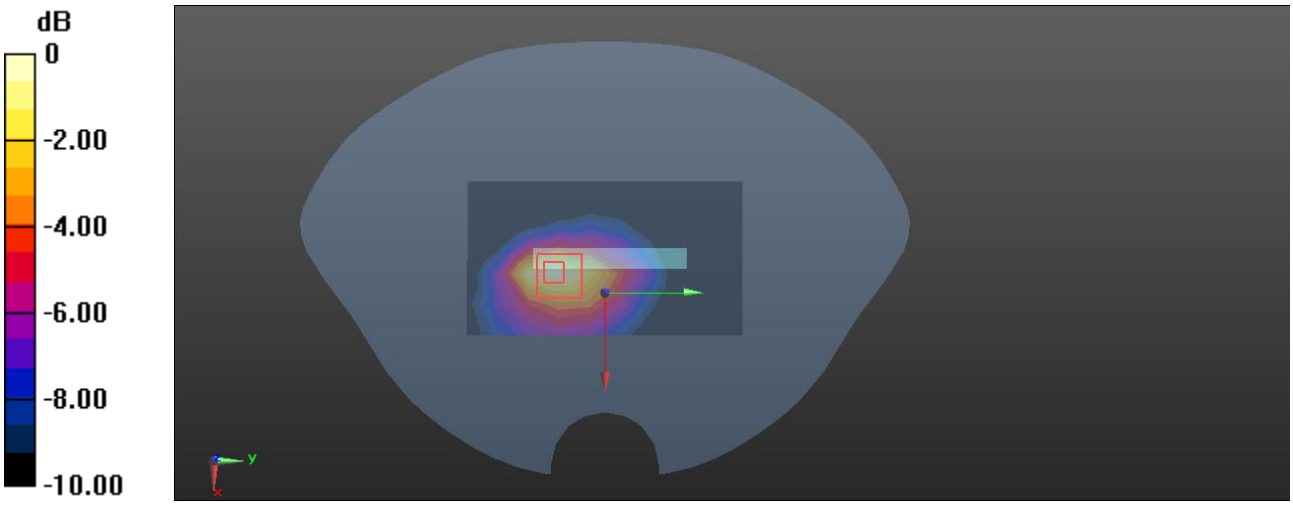

0 dB = 0.141 W/kg = -8.51 dBW/kg

Plot 90#: LTE Band 12_50%RB_Mid_Body Top

DUT: Mobile Phone ; Type: X6528; Serial: 2CFS-1

Communication System: FDD-LTE; Frequency: 707.5 MHz;Duty Cycle: 1:1

Medium parameters used: f = 707.5 MHz; σ = 0.848 S/m; ε_r = 42.704; ρ = 1000 kg/m^3

Phantom section: Flat Section

DASY5 Configuration:

- Probe: ES3DV3 - SN3157; ConvF(6.48, 6.48, 6.48) @ 707.5 MHz; Calibrated: 2023/4/10
- Sensor-Surface: 3mm (Mechanical Surface Detection)
- Electronics: DAE4 Sn1493; Calibrated: 2023/3/17
- Phantom: Twin SAM; Type: Twin SAM V5.0; Serial: TP:1412
- Measurement SW: DASY52, Version 52.10 (2); SEMCAD X Version 14.6.12 (7470)

Area Scan (6x10x1): Measurement grid: dx=15mm, dy=15mm

Maximum value of SAR (measured) = 0.116 W/kg

Zoom Scan (6x6x7)/Cube 0: Measurement grid: dx=8mm, dy=8mm, dz=5mm

Reference Value = 6.926 V/m; Power Drift = -0.06 dB

Peak SAR (extrapolated) = 0.220 W/kg

SAR(1 g) = 0.089 W/kg; SAR(10 g) = 0.046 W/kg

Maximum value of SAR (measured) = 0.115 W/kg

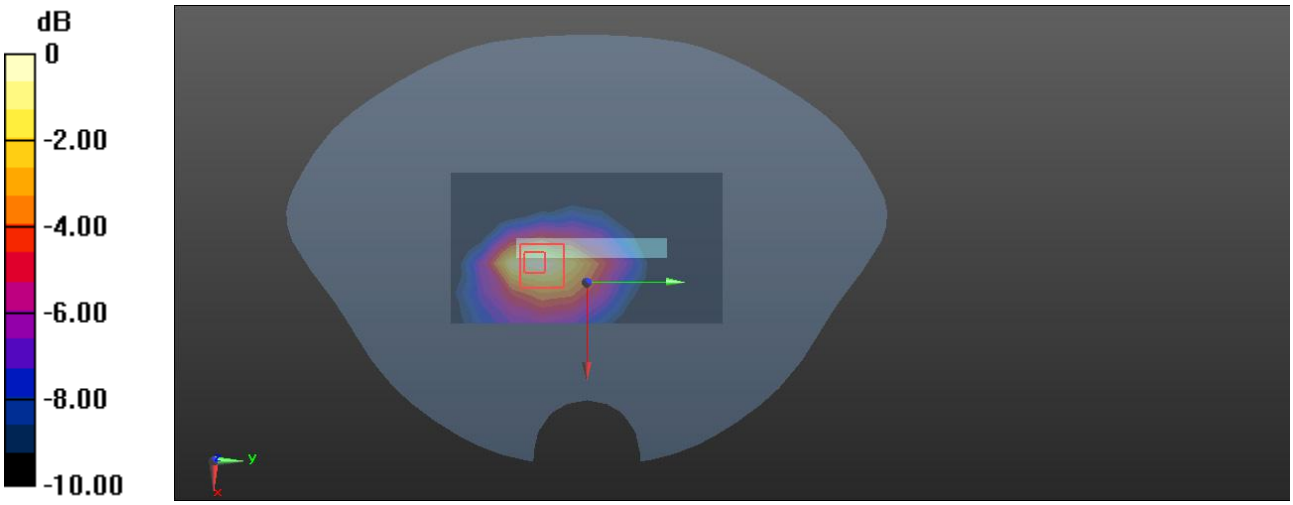

0 dB = 0.115 W/kg = -9.39 dBW/kg

Plot 91#: LTE Band 13_1RB_Mid_Head Left Cheek

DUT: Mobile Phone ; Type: X6528; Serial: 2CFS-1

Communication System: Generic FDD-LTE; Frequency: 782 MHz;Duty Cycle: 1:1
Medium parameters used: f = 782 MHz; σ = 0.864 S/m; ε_r = 42.354; ρ = 1000 kg/m^3
Phantom section: Left Section

DASY5 Configuration:

- Probe: ES3DV3 - SN3157; ConvF(6.48, 6.48, 6.48) @ 782 MHz; Calibrated: 2023/4/10
- Sensor-Surface: 3mm (Mechanical Surface Detection)
- Electronics: DAE4 Sn1493; Calibrated: 2023/3/17
- Phantom: Twin SAM; Type: Twin SAM V5.0; Serial: TP:1412
- Measurement SW: DASY52, Version 52.10 (2); SEMCAD X Version 14.6.12 (7470)

Area Scan (8x9x1): Measurement grid: dx=15mm, dy=15mm
Maximum value of SAR (measured) = 0.360 W/kg

Zoom Scan (5x5x7)/Cube 0: Measurement grid: dx=8mm, dy=8mm, dz=5mm
Reference Value = 16.62 V/m; Power Drift = -0.04 dB
Peak SAR (extrapolated) = 0.508 W/kg
SAR(1 g) = 0.318 W/kg; SAR(10 g) = 0.205 W/kg
Maximum value of SAR (measured) = 0.363 W/kg



0 dB = 0.363 W/kg = -4.40 dBW/kg

Plot 92#: LTE Band 13_50%RB_Mid_Head Left Cheek

DUT: Mobile Phone ; Type: X6528; Serial: 2CFS-1

Communication System: Generic FDD-LTE; Frequency: 782 MHz;Duty Cycle: 1:1
Medium parameters used: f = 782 MHz; σ = 0.864 S/m; ε_r = 42.354; ρ = 1000 kg/m^3
Phantom section: Left Section

DASY5 Configuration:

- Probe: ES3DV3 - SN3157; ConvF(6.48, 6.48, 6.48) @ 782 MHz; Calibrated: 2023/4/10
- Sensor-Surface: 3mm (Mechanical Surface Detection)
- Electronics: DAE4 Sn1493; Calibrated: 2023/3/17
- Phantom: Twin SAM; Type: Twin SAM V5.0; Serial: TP:1412
- Measurement SW: DASY52, Version 52.10 (2); SEMCAD X Version 14.6.12 (7470)

Area Scan (8x9x1): Measurement grid: dx=15mm, dy=15mm
Maximum value of SAR (measured) = 0.292 W/kg

Zoom Scan (5x5x7)/Cube 0: Measurement grid: dx=8mm, dy=8mm, dz=5mm
Reference Value = 14.85 V/m; Power Drift = -0.09 dB
Peak SAR (extrapolated) = 0.401 W/kg
SAR(1 g) = 0.251 W/kg; SAR(10 g) = 0.162 W/kg
Maximum value of SAR (measured) = 0.284 W/kg

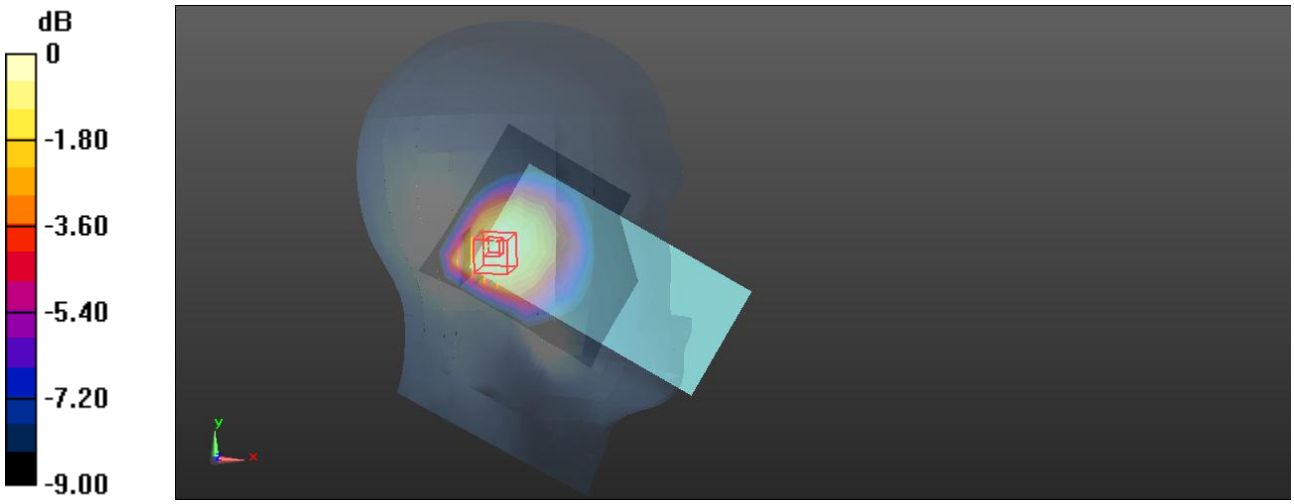

0 dB = 0.284 W/kg = -5.47 dBW/kg

Plot 93#: LTE Band 13_1RB_Mid_Head Left Tilt

DUT: Mobile Phone ; Type: X6528; Serial: 2CFS-1

Communication System: Generic FDD-LTE; Frequency: 782 MHz;Duty Cycle: 1:1
Medium parameters used: f = 782 MHz; σ = 0.864 S/m; ε_r = 42.354; ρ = 1000 kg/m^3
Phantom section: Left Section

DASY5 Configuration:

- Probe: ES3DV3 - SN3157; ConvF(6.48, 6.48, 6.48) @ 782 MHz; Calibrated: 2023/4/10
- Sensor-Surface: 3mm (Mechanical Surface Detection)
- Electronics: DAE4 Sn1493; Calibrated: 2023/3/17
- Phantom: Twin SAM; Type: Twin SAM V5.0; Serial: TP:1412
- Measurement SW: DASY52, Version 52.10 (2); SEMCAD X Version 14.6.12 (7470)

Area Scan (8x9x1): Measurement grid: dx=15mm, dy=15mm
Maximum value of SAR (measured) = 0.361 W/kg

Zoom Scan (5x5x7)/Cube 0: Measurement grid: dx=8mm, dy=8mm, dz=5mm
Reference Value = 18.85 V/m; Power Drift = -0.18 dB
Peak SAR (extrapolated) = 0.596 W/kg
SAR(1 g) = 0.320 W/kg; SAR(10 g) = 0.199 W/kg
Maximum value of SAR (measured) = 0.385 W/kg

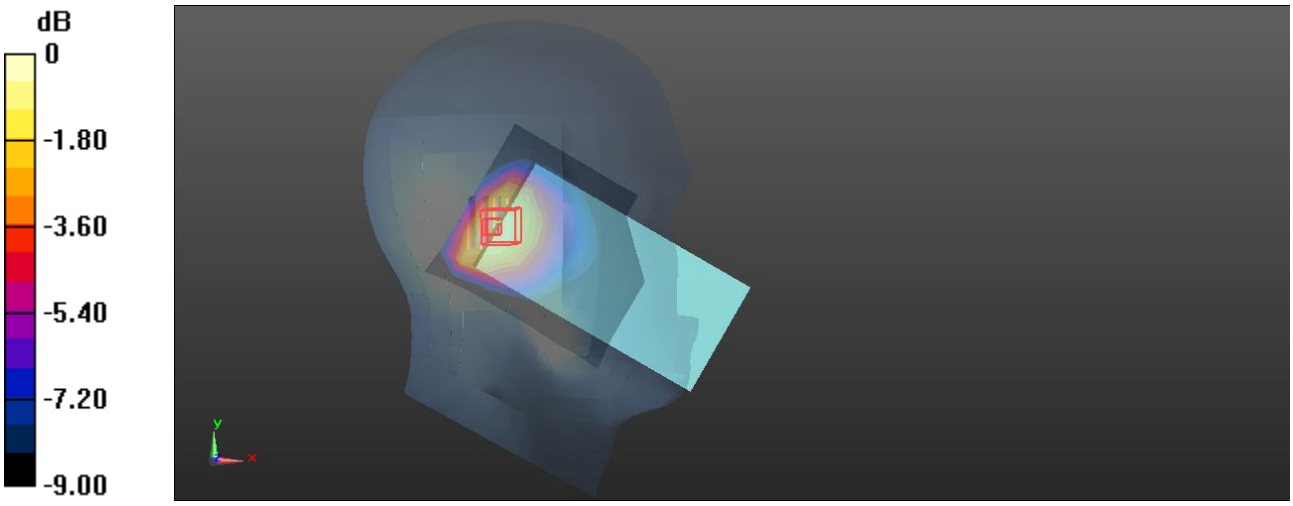

0 dB = 0.385 W/kg = -4.15 dBW/kg

Plot 94#: LTE Band 13_50%RB_Mid_Head Left Tilt

DUT: Mobile Phone ; Type: X6528; Serial: 2CFS-1

Communication System: Generic FDD-LTE; Frequency: 782 MHz;Duty Cycle: 1:1
Medium parameters used: f = 782 MHz; σ = 0.864 S/m; ε_r = 42.354; ρ = 1000 kg/m^3
Phantom section: Left Section

DASY5 Configuration:

- Probe: ES3DV3 - SN3157; ConvF(6.48, 6.48, 6.48) @ 782 MHz; Calibrated: 2023/4/10
- Sensor-Surface: 3mm (Mechanical Surface Detection)
- Electronics: DAE4 Sn1493; Calibrated: 2023/3/17
- Phantom: Twin SAM; Type: Twin SAM V5.0; Serial: TP:1412
- Measurement SW: DASY52, Version 52.10 (2); SEMCAD X Version 14.6.12 (7470)

Area Scan (8x9x1): Measurement grid: dx=15mm, dy=15mm
Maximum value of SAR (measured) = 0.290 W/kg

Zoom Scan (5x5x7)/Cube 0: Measurement grid: dx=8mm, dy=8mm, dz=5mm
Reference Value = 16.88 V/m; Power Drift = -0.10 dB
Peak SAR (extrapolated) = 0.481 W/kg
SAR(1 g) = 0.259 W/kg; SAR(10 g) = 0.161 W/kg
Maximum value of SAR (measured) = 0.314 W/kg



0 dB = 0.314 W/kg = -5.03 dBW/kg

Plot 95#: LTE Band 13_1RB_Mid_Head Right Cheek

DUT: Mobile Phone ; Type: X6528; Serial: 2CFS-1

Communication System: Generic FDD-LTE; Frequency: 782 MHz;Duty Cycle: 1:1
Medium parameters used: f = 782 MHz; σ = 0.864 S/m; ε_r = 42.354; ρ = 1000 kg/m^3
Phantom section: Right Section

DASY5 Configuration:

- Probe: ES3DV3 - SN3157; ConvF(6.48, 6.48, 6.48) @ 782 MHz; Calibrated: 2023/4/10
- Sensor-Surface: 3mm (Mechanical Surface Detection)
- Electronics: DAE4 Sn1493; Calibrated: 2023/3/17
- Phantom: Twin SAM; Type: Twin SAM V5.0; Serial: TP:1412
- Measurement SW: DASY52, Version 52.10 (2); SEMCAD X Version 14.6.12 (7470)

Area Scan (8x9x1): Measurement grid: dx=15mm, dy=15mm
Maximum value of SAR (measured) = 0.555 W/kg

Zoom Scan (5x5x7)/Cube 0: Measurement grid: dx=8mm, dy=8mm, dz=5mm
Reference Value = 18.86 V/m; Power Drift = 0.19 dB
Peak SAR (extrapolated) = 0.870 W/kg
SAR(1 g) = 0.471 W/kg; SAR(10 g) = 0.301 W/kg
Maximum value of SAR (measured) = 0.543 W/kg

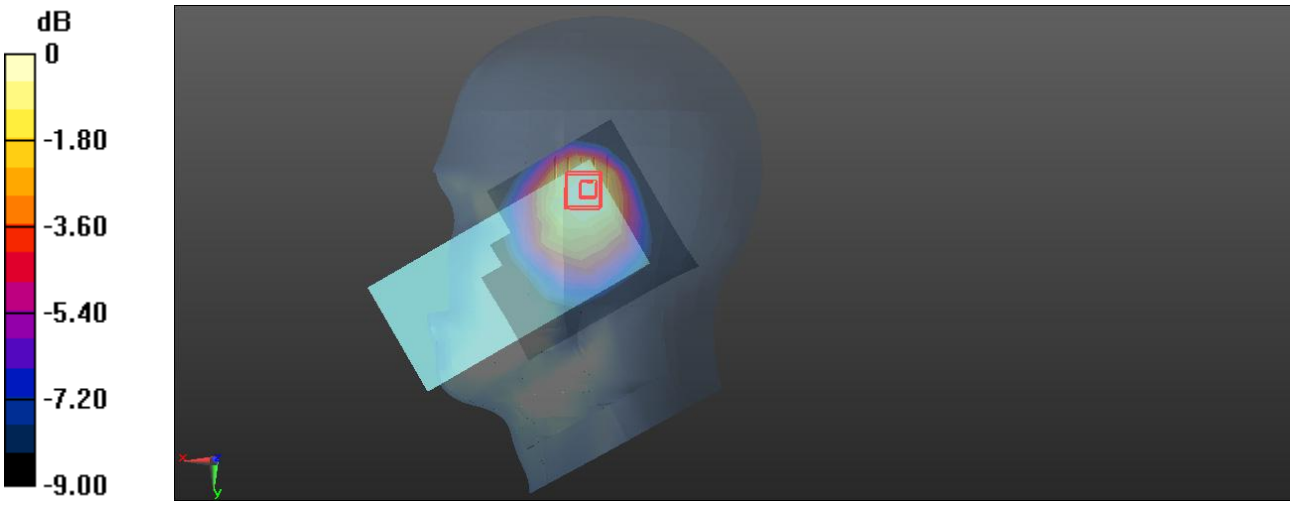

0 dB = 0.543 W/kg = -2.65 dBW/kg

Plot 96#: LTE Band 13_50%RB_Mid_Head Right Cheek

DUT: Mobile Phone ; Type: X6528; Serial: 2CFS-1

Communication System: Generic FDD-LTE; Frequency: 782 MHz;Duty Cycle: 1:1
Medium parameters used: f = 782 MHz; σ = 0.864 S/m; ε_r = 42.354; ρ = 1000 kg/m^3
Phantom section: Right Section

DASY5 Configuration:

- Probe: ES3DV3 - SN3157; ConvF(6.48, 6.48, 6.48) @ 782 MHz; Calibrated: 2023/4/10
- Sensor-Surface: 3mm (Mechanical Surface Detection)
- Electronics: DAE4 Sn1493; Calibrated: 2023/3/17
- Phantom: Twin SAM; Type: Twin SAM V5.0; Serial: TP:1412
- Measurement SW: DASY52, Version 52.10 (2); SEMCAD X Version 14.6.12 (7470)

Area Scan (8x9x1): Measurement grid: dx=15mm, dy=15mm
Maximum value of SAR (measured) = 0.457 W/kg

Zoom Scan (5x5x7)/Cube 0: Measurement grid: dx=8mm, dy=8mm, dz=5mm
Reference Value = 17.13 V/m; Power Drift = -0.18 dB
Peak SAR (extrapolated) = 0.727 W/kg
SAR(1 g) = 0.391 W/kg; SAR(10 g) = 0.256 W/kg
Maximum value of SAR (measured) = 0.453 W/kg



0 dB = 0.453 W/kg = -3.44 dBW/kg

Plot 97#: LTE Band 13_1RB_Mid_Head Right Tilt

DUT: Mobile Phone ; Type: X6528; Serial: 2CFS-1

Communication System: Generic FDD-LTE; Frequency: 782 MHz;Duty Cycle: 1:1
Medium parameters used: f = 782 MHz; σ = 0.864 S/m; ε_r = 42.354; ρ = 1000 kg/m^3
Phantom section: Right Section

DASY5 Configuration:

- Probe: ES3DV3 - SN3157; ConvF(6.48, 6.48, 6.48) @ 782 MHz; Calibrated: 2023/4/10
- Sensor-Surface: 3mm (Mechanical Surface Detection)
- Electronics: DAE4 Sn1493; Calibrated: 2023/3/17
- Phantom: Twin SAM; Type: Twin SAM V5.0; Serial: TP:1412
- Measurement SW: DASY52, Version 52.10 (2); SEMCAD X Version 14.6.12 (7470)

Area Scan (8x9x1): Measurement grid: dx=15mm, dy=15mm
Maximum value of SAR (measured) = 0.635 W/kg

Zoom Scan (5x5x7)/Cube 0: Measurement grid: dx=8mm, dy=8mm, dz=5mm
Reference Value = 21.91 V/m; Power Drift = -0.04 dB
Peak SAR (extrapolated) = 1.25 W/kg
SAR(1 g) = 0.516 W/kg; SAR(10 g) = 0.281 W/kg
Maximum value of SAR (measured) = 0.683 W/kg

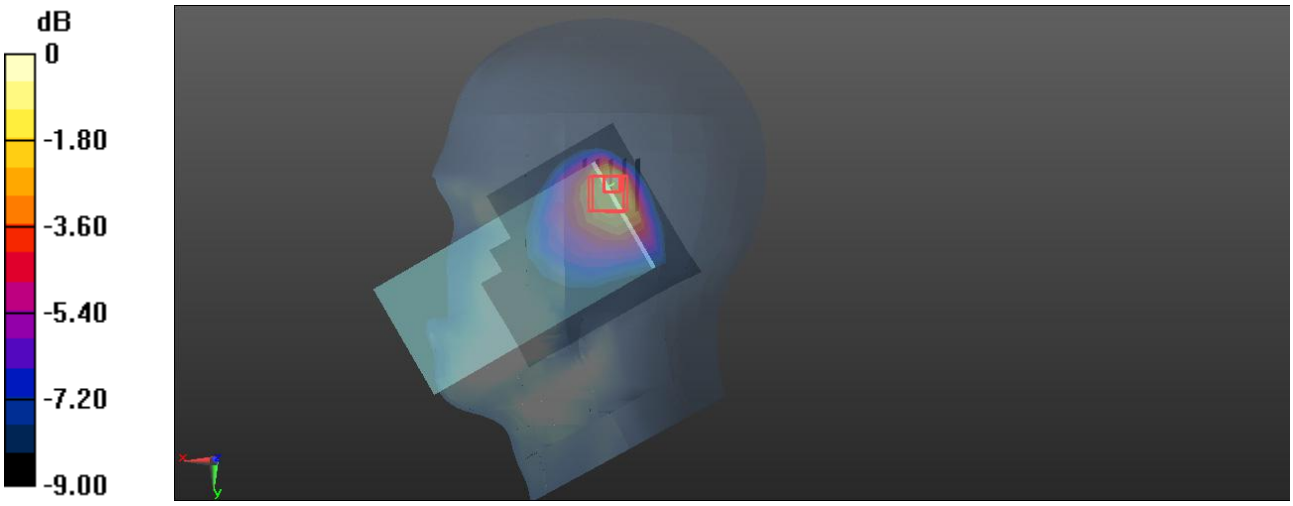

0 dB = 0.683 W/kg = -1.66 dBW/kg

Plot 98#: LTE Band 13_50%RB_Mid_Head Right Tilt

DUT: Mobile Phone ; Type: X6528; Serial: 2CFS-1

Communication System: Generic FDD-LTE; Frequency: 782 MHz;Duty Cycle: 1:1
Medium parameters used: f = 782 MHz; σ = 0.864 S/m; ε_r = 42.354; ρ = 1000 kg/m^3
Phantom section: Right Section

DASY5 Configuration:

- Probe: ES3DV3 - SN3157; ConvF(6.48, 6.48, 6.48) @ 782 MHz; Calibrated: 2023/4/10
- Sensor-Surface: 3mm (Mechanical Surface Detection)
- Electronics: DAE4 Sn1493; Calibrated: 2023/3/17
- Phantom: Twin SAM; Type: Twin SAM V5.0; Serial: TP:1412
- Measurement SW: DASY52, Version 52.10 (2); SEMCAD X Version 14.6.12 (7470)

Area Scan (8x9x1): Measurement grid: dx=15mm, dy=15mm
Maximum value of SAR (measured) = 0.513 W/kg

Zoom Scan (5x5x7)/Cube 0: Measurement grid: dx=8mm, dy=8mm, dz=5mm
Reference Value = 19.83 V/m; Power Drift = -0.05 dB
Peak SAR (extrapolated) = 1.00 W/kg
SAR(1 g) = 0.419 W/kg; SAR(10 g) = 0.229 W/kg
Maximum value of SAR (measured) = 0.543 W/kg



0 dB = 0.543 W/kg = -2.65 dBW/kg

Plot 99#: LTE Band 13_1RB_Mid_Body Front

DUT: Mobile Phone ; Type: X6528; Serial: 2CFS-1

Communication System: Generic FDD-LTE; Frequency: 782 MHz;Duty Cycle: 1:1
Medium parameters used: f = 782 MHz; σ = 0.864 S/m; ε_r = 42.354; ρ = 1000 kg/m^3
Phantom section: Flat Section

DASY5 Configuration:

- Probe: ES3DV3 - SN3157; ConvF(6.48, 6.48, 6.48) @ 782 MHz; Calibrated: 2023/4/10
- Sensor-Surface: 3mm (Mechanical Surface Detection)
- Electronics: DAE4 Sn1493; Calibrated: 2023/3/17
- Phantom: Twin SAM; Type: Twin SAM V5.0; Serial: TP:1412
- Measurement SW: DASY52, Version 52.10 (2); SEMCAD X Version 14.6.12 (7470)

Area Scan (8x14x1): Measurement grid: dx=15mm, dy=15mm
Maximum value of SAR (measured) = 0.123 W/kg

Zoom Scan (6x6x7)/Cube 0: Measurement grid: dx=8mm, dy=8mm, dz=5mm
Reference Value = 9.334 V/m; Power Drift = 0.00 dB
Peak SAR (extrapolated) = 0.172 W/kg
SAR(1 g) = 0.112 W/kg; SAR(10 g) = 0.074 W/kg
Maximum value of SAR (measured) = 0.128 W/kg

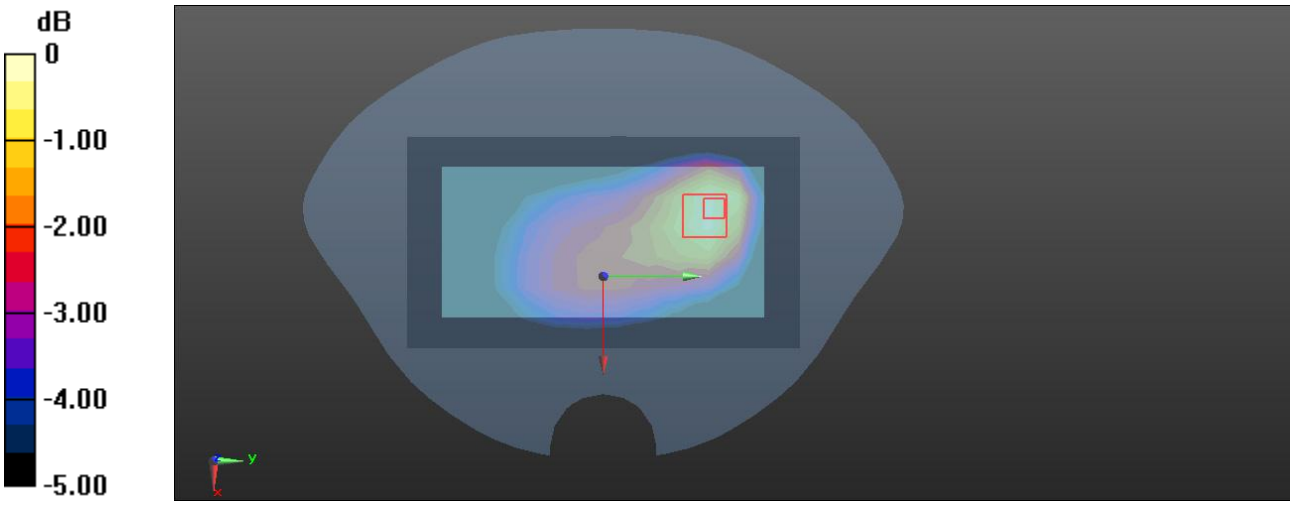

0 dB = 0.128 W/kg = -8.93 dBW/kg

Plot 100#: LTE Band 13_50%RB_Mid_Body Front

DUT: Mobile Phone ; Type: X6528; Serial: 2CFS-1

Communication System: Generic FDD-LTE; Frequency: 782 MHz;Duty Cycle: 1:1
Medium parameters used: f = 782 MHz; σ = 0.864 S/m; ε_r = 42.354; ρ = 1000 kg/m^3
Phantom section: Flat Section

DASY5 Configuration:

- Probe: ES3DV3 - SN3157; ConvF(6.48, 6.48, 6.48) @ 782 MHz; Calibrated: 2023/4/10
- Sensor-Surface: 3mm (Mechanical Surface Detection)
- Electronics: DAE4 Sn1493; Calibrated: 2023/3/17
- Phantom: Twin SAM; Type: Twin SAM V5.0; Serial: TP:1412
- Measurement SW: DASY52, Version 52.10 (2); SEMCAD X Version 14.6.12 (7470)

Area Scan (8x14x1): Measurement grid: dx=15mm, dy=15mm
Maximum value of SAR (measured) = 0.0966 W/kg

Zoom Scan (6x6x7)/Cube 0: Measurement grid: dx=8mm, dy=8mm, dz=5mm
Reference Value = 8.423 V/m; Power Drift = -0.14 dB
Peak SAR (extrapolated) = 0.133 W/kg
SAR(1 g) = 0.087 W/kg; SAR(10 g) = 0.058 W/kg
Maximum value of SAR (measured) = 0.0992 W/kg

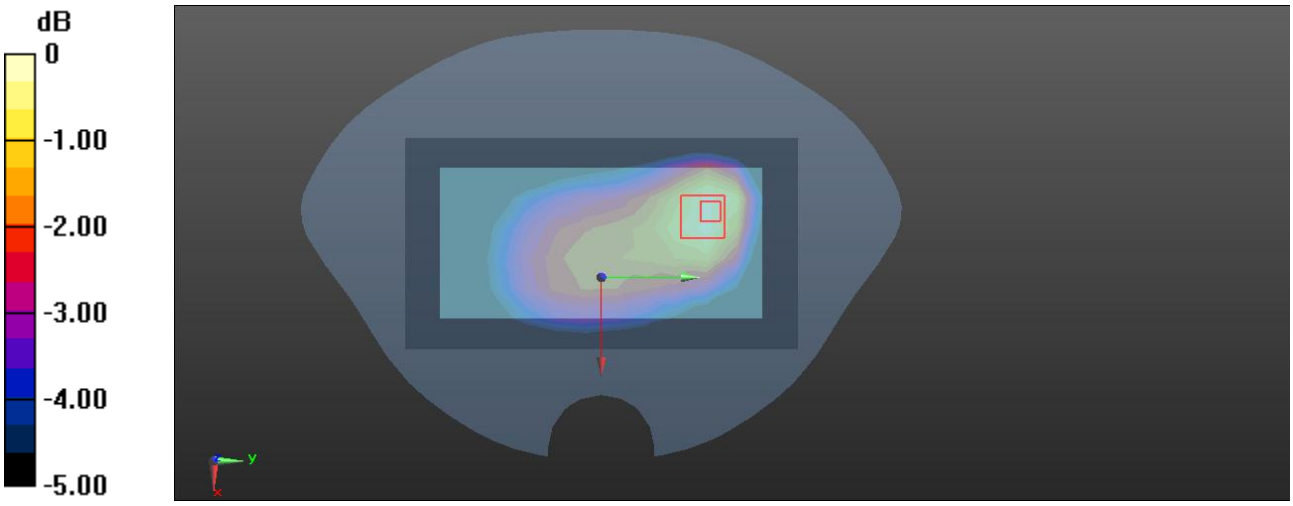

0 dB = 0.0992 W/kg = -10.03 dBW/kg

Plot 101#: LTE Band 13_1RB_Mid_Body Back

DUT: Mobile Phone ; Type: X6528; Serial: 2CFS-1

Communication System: Generic FDD-LTE; Frequency: 782 MHz;Duty Cycle: 1:1
Medium parameters used: f = 782 MHz; σ = 0.864 S/m; ε_r = 42.354; ρ = 1000 kg/m^3
Phantom section: Flat Section

DASY5 Configuration:

- Probe: ES3DV3 - SN3157; ConvF(6.48, 6.48, 6.48) @ 782 MHz; Calibrated: 2023/4/10
- Sensor-Surface: 3mm (Mechanical Surface Detection)
- Electronics: DAE4 Sn1493; Calibrated: 2023/3/17
- Phantom: Twin SAM; Type: Twin SAM V5.0; Serial: TP:1412
- Measurement SW: DASY52, Version 52.10 (2); SEMCAD X Version 14.6.12 (7470)

Area Scan (8x14x1): Measurement grid: dx=15mm, dy=15mm
Maximum value of SAR (measured) = 0.148 W/kg

Zoom Scan (8x8x7)/Cube 0: Measurement grid: dx=8mm, dy=8mm, dz=5mm
Reference Value = 10.76 V/m; Power Drift = -0.01 dB
Peak SAR (extrapolated) = 0.229 W/kg
SAR(1 g) = 0.126 W/kg; SAR(10 g) = 0.087 W/kg
Maximum value of SAR (measured) = 0.149 W/kg

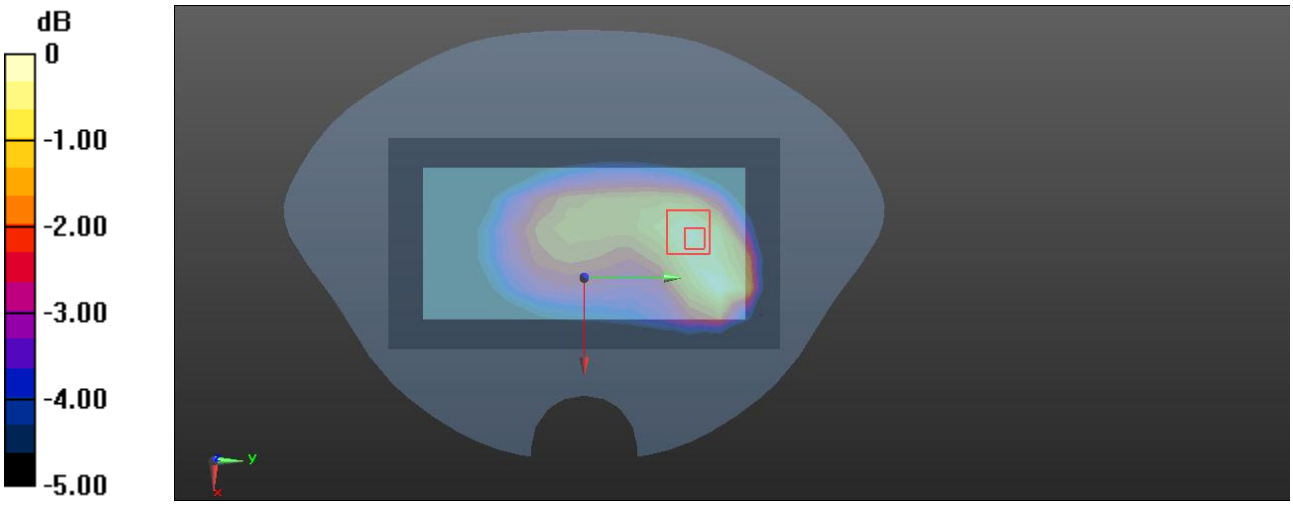

0 dB = 0.149 W/kg = -8.27 dBW/kg

Plot 102#: LTE Band 13_50%RB_Mid_Body Back

DUT: Mobile Phone ; Type: X6528; Serial: 2CFS-1

Communication System: Generic FDD-LTE; Frequency: 782 MHz;Duty Cycle: 1:1
Medium parameters used: f = 782 MHz; σ = 0.864 S/m; ε_r = 42.354; ρ = 1000 kg/m^3
Phantom section: Flat Section

DASY5 Configuration:

- Probe: ES3DV3 - SN3157; ConvF(6.48, 6.48, 6.48) @ 782 MHz; Calibrated: 2023/4/10
- Sensor-Surface: 3mm (Mechanical Surface Detection)
- Electronics: DAE4 Sn1493; Calibrated: 2023/3/17
- Phantom: Twin SAM; Type: Twin SAM V5.0; Serial: TP:1412
- Measurement SW: DASY52, Version 52.10 (2); SEMCAD X Version 14.6.12 (7470)

Area Scan (8x14x1): Measurement grid: dx=15mm, dy=15mm
Maximum value of SAR (measured) = 0.137 W/kg

Zoom Scan (8x8x7)/Cube 0: Measurement grid: dx=8mm, dy=8mm, dz=5mm
Reference Value = 8.378 V/m; Power Drift = -0.10 dB
Peak SAR (extrapolated) = 0.214 W/kg
SAR(1 g) = 0.117 W/kg; SAR(10 g) = 0.077 W/kg
Maximum value of SAR (measured) = 0.140 W/kg

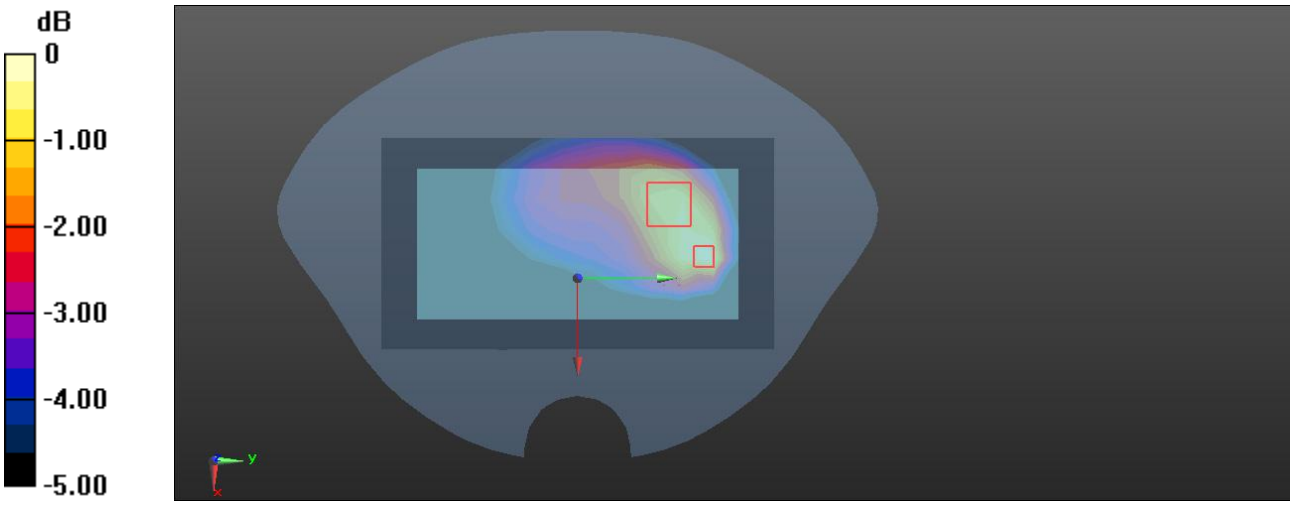

0 dB = 0.140 W/kg = -8.54 dBW/kg

Plot 103#: LTE Band 13_1RB_Mid_Body Left

DUT: Mobile Phone ; Type: X6528; Serial: 2CFS-1

Communication System: Generic FDD-LTE; Frequency: 782 MHz;Duty Cycle: 1:1
Medium parameters used: f = 782 MHz; σ = 0.864 S/m; ε_r = 42.354; ρ = 1000 kg/m^3
Phantom section: Flat Section

DASY5 Configuration:

- Probe: ES3DV3 - SN3157; ConvF(6.48, 6.48, 6.48) @ 782 MHz; Calibrated: 2023/4/10
- Sensor-Surface: 3mm (Mechanical Surface Detection)
- Electronics: DAE4 Sn1493; Calibrated: 2023/3/17
- Phantom: Twin SAM; Type: Twin SAM V5.0; Serial: TP:1412
- Measurement SW: DASY52, Version 52.10 (2); SEMCAD X Version 14.6.12 (7470)

Area Scan (6x14x1): Measurement grid: dx=15mm, dy=15mm
Maximum value of SAR (measured) = 0.130 W/kg

Zoom Scan (5x5x7)/Cube 0: Measurement grid: dx=8mm, dy=8mm, dz=5mm
Reference Value = 11.45 V/m; Power Drift = 0.05 dB
Peak SAR (extrapolated) = 0.179 W/kg
SAR(1 g) = 0.120 W/kg; SAR(10 g) = 0.080 W/kg
Maximum value of SAR (measured) = 0.139 W/kg

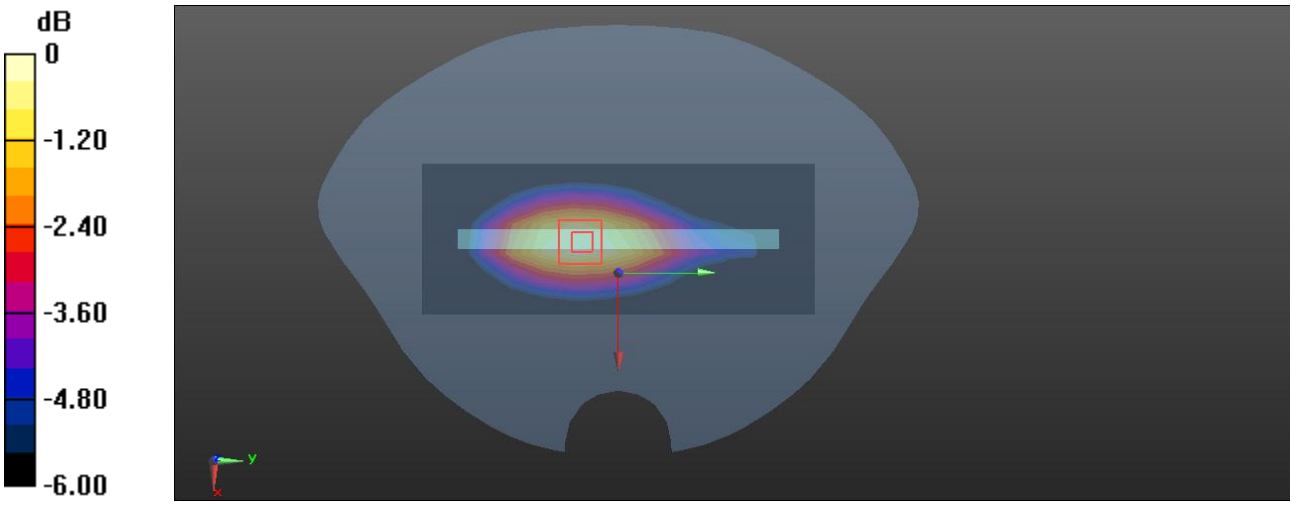

0 dB = 0.139 W/kg = -8.57 dBW/kg

Plot 104#: LTE Band 13_50%RB_Mid_Body Left

DUT: Mobile Phone ; Type: X6528; Serial: 2CFS-1

Communication System: Generic FDD-LTE; Frequency: 782 MHz;Duty Cycle: 1:1
Medium parameters used: f = 782 MHz; σ = 0.864 S/m; ε_r = 42.354; ρ = 1000 kg/m^3
Phantom section: Flat Section

DASY5 Configuration:

- Probe: ES3DV3 - SN3157; ConvF(6.48, 6.48, 6.48) @ 782 MHz; Calibrated: 2023/4/10
- Sensor-Surface: 3mm (Mechanical Surface Detection)
- Electronics: DAE4 Sn1493; Calibrated: 2023/3/17
- Phantom: Twin SAM; Type: Twin SAM V5.0; Serial: TP:1412
- Measurement SW: DASY52, Version 52.10 (2); SEMCAD X Version 14.6.12 (7470)

Area Scan (6x14x1): Measurement grid: dx=15mm, dy=15mm
Maximum value of SAR (measured) = 0.102 W/kg

Zoom Scan (5x5x7)/Cube 0: Measurement grid: dx=8mm, dy=8mm, dz=5mm
Reference Value = 10.20 V/m; Power Drift = 0.02 dB
Peak SAR (extrapolated) = 0.142 W/kg
SAR(1 g) = 0.095 W/kg; SAR(10 g) = 0.063 W/kg
Maximum value of SAR (measured) = 0.111 W/kg

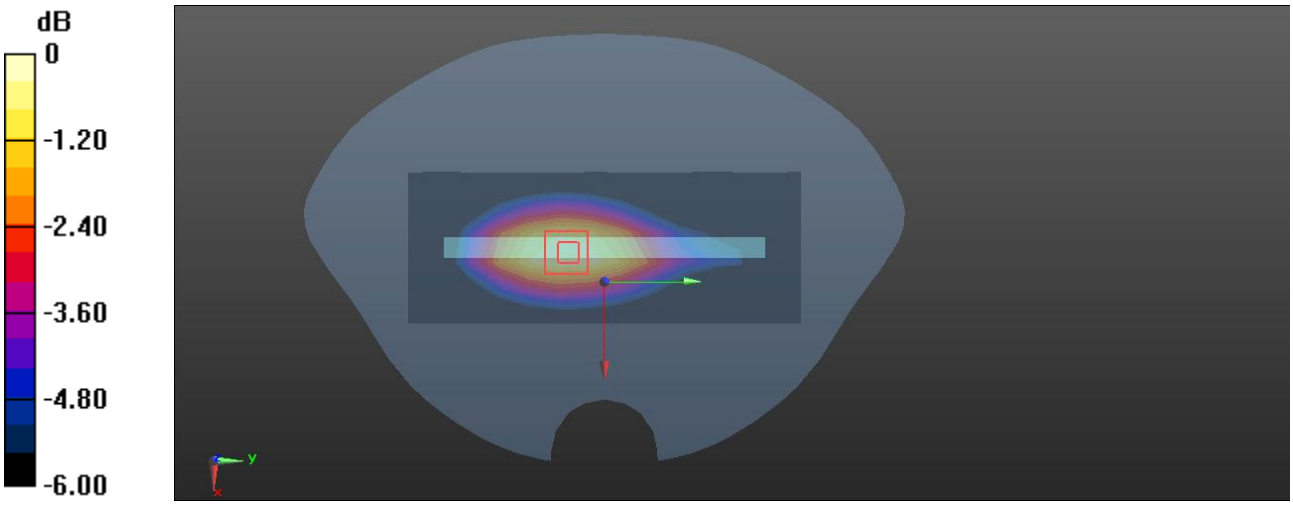

0 dB = 0.111 W/kg = -9.55 dBW/kg

Plot 105#: LTE Band 13_1RB_Mid_Body Top

DUT: Mobile Phone ; Type: X6528; Serial: 2CFS-1

Communication System: Generic FDD-LTE; Frequency: 782 MHz;Duty Cycle: 1:1
Medium parameters used: f = 782 MHz; σ = 0.864 S/m; ε_r = 42.354; ρ = 1000 kg/m^3
Phantom section: Flat Section

DASY5 Configuration:

- Probe: ES3DV3 - SN3157; ConvF(6.48, 6.48, 6.48) @ 782 MHz; Calibrated: 2023/4/10
- Sensor-Surface: 3mm (Mechanical Surface Detection)
- Electronics: DAE4 Sn1493; Calibrated: 2023/3/17
- Phantom: Twin SAM; Type: Twin SAM V5.0; Serial: TP:1412
- Measurement SW: DASY52, Version 52.10 (2); SEMCAD X Version 14.6.12 (7470)

Area Scan (6x10x1): Measurement grid: dx=15mm, dy=15mm
Maximum value of SAR (measured) = 0.141 W/kg

Zoom Scan (5x5x7)/Cube 0: Measurement grid: dx=8mm, dy=8mm, dz=5mm
Reference Value = 10.03 V/m; Power Drift = -0.14 dB
Peak SAR (extrapolated) = 0.225 W/kg
SAR(1 g) = 0.120 W/kg; SAR(10 g) = 0.072 W/kg
Maximum value of SAR (measured) = 0.147 W/kg

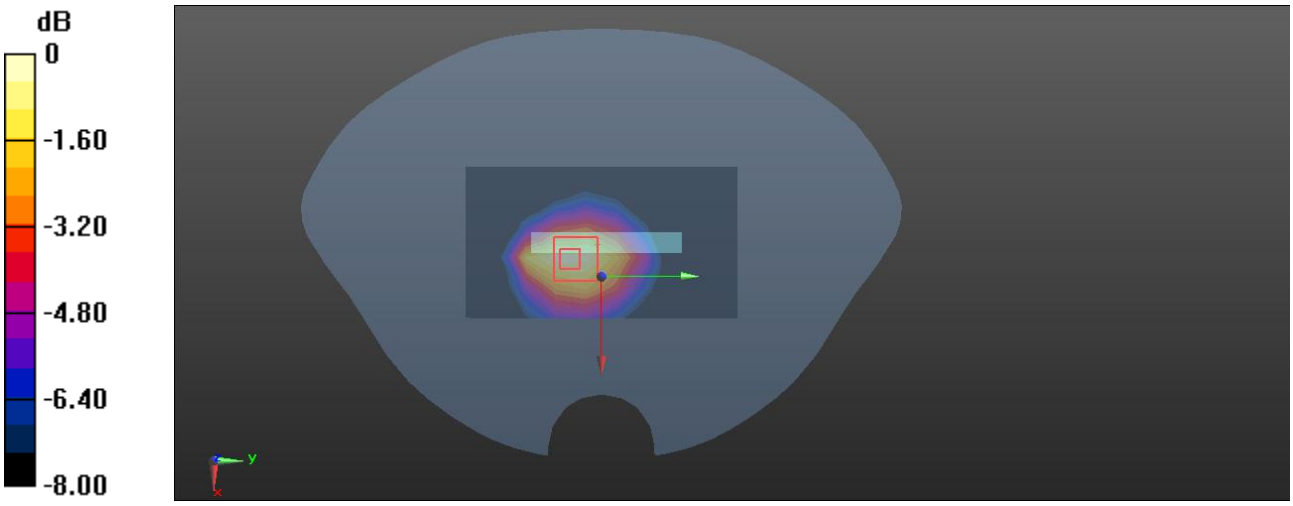

0 dB = 0.147 W/kg = -8.33 dBW/kg

Plot 106#: LTE Band 13_50%RB_Mid_Body Top

DUT: Mobile Phone ; Type: X6528; Serial: 2CFS-1

Communication System: Generic FDD-LTE; Frequency: 782 MHz;Duty Cycle: 1:1
Medium parameters used: f = 782 MHz; σ = 0.864 S/m; ε_r = 42.354; ρ = 1000 kg/m^3
Phantom section: Flat Section

DASY5 Configuration:

- Probe: ES3DV3 - SN3157; ConvF(6.48, 6.48, 6.48) @ 782 MHz; Calibrated: 2023/4/10
- Sensor-Surface: 3mm (Mechanical Surface Detection)
- Electronics: DAE4 Sn1493; Calibrated: 2023/3/17
- Phantom: Twin SAM; Type: Twin SAM V5.0; Serial: TP:1412
- Measurement SW: DASY52, Version 52.10 (2); SEMCAD X Version 14.6.12 (7470)

Area Scan (6x10x1): Measurement grid: dx=15mm, dy=15mm
Maximum value of SAR (measured) = 0.113 W/kg

Zoom Scan (5x6x7)/Cube 0: Measurement grid: dx=8mm, dy=8mm, dz=5mm
Reference Value = 8.883 V/m; Power Drift = 0.18 dB
Peak SAR (extrapolated) = 0.179 W/kg
SAR(1 g) = 0.095 W/kg; SAR(10 g) = 0.057 W/kg
Maximum value of SAR (measured) = 0.116 W/kg

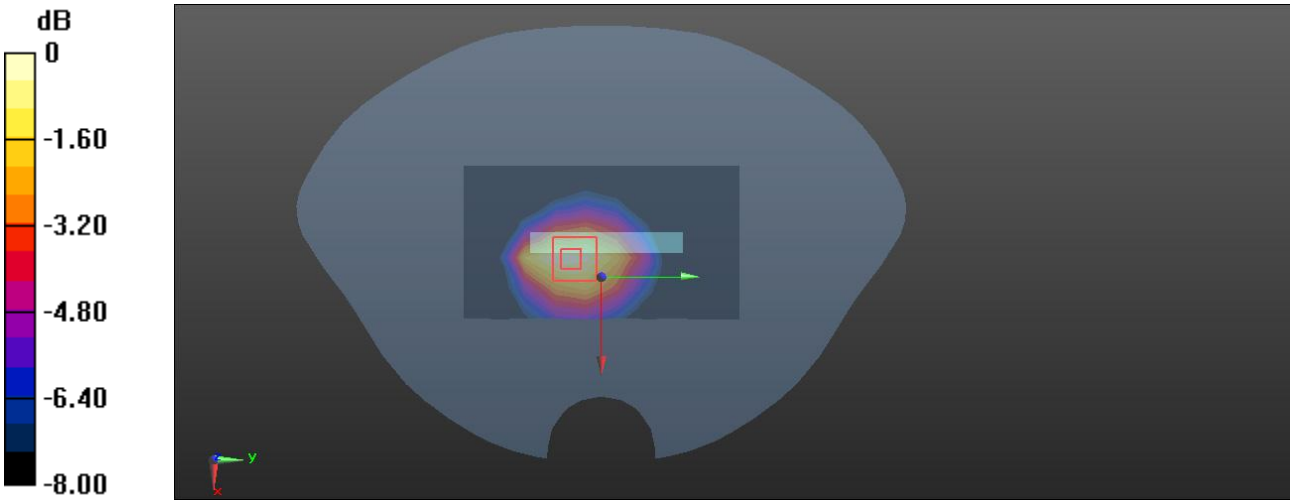

0 dB = 0.116 W/kg = -9.36 dBW/kg

Plot 107#: LTE Band 25_1RB_Mid_Head Left Cheek

DUT: Mobile Phone ; Type: X6528; Serial: 2CFS-1

Communication System: Generic FDD-LTE; Frequency: 1882.5 MHz;Duty Cycle: 1:1
Medium parameters used: f = 1882.5 MHz; σ = 1.434 S/m; ε_r = 39.772; ρ = 1000 kg/m^3
Phantom section: Left Section

DASY5 Configuration:

- Probe: ES3DV3 - SN3157; ConvF(5.18, 5.18, 5.18) @ 1882.5 MHz; Calibrated: 2023/4/10
- Sensor-Surface: 3mm (Mechanical Surface Detection)
- Electronics: DAE4 Sn1493; Calibrated: 2023/3/17
- Phantom: Twin SAM; Type: Twin SAM V5.0; Serial: TP:1412
- Measurement SW: DASY52, Version 52.10 (2); SEMCAD X Version 14.6.12 (7470)

Area Scan (8x9x1): Measurement grid: dx=15mm, dy=15mm
Maximum value of SAR (measured) = 0.222 W/kg

Zoom Scan (5x5x7)/Cube 0: Measurement grid: dx=8mm, dy=8mm, dz=5mm
Reference Value = 7.750 V/m; Power Drift = 0.06 dB
Peak SAR (extrapolated) = 0.304 W/kg
SAR(1 g) = 0.201 W/kg; SAR(10 g) = 0.119 W/kg
Maximum value of SAR (measured) = 0.226 W/kg



0 dB = 0.226 W/kg = -6.46 dBW/kg

Plot 108#: LTE Band 25_50%RB_Mid_Head Left Cheek

DUT: Mobile Phone ; Type: X6528; Serial: 2CFS-1

Communication System: Generic FDD-LTE; Frequency: 1882.5 MHz;Duty Cycle: 1:1
Medium parameters used: f = 1882.5 MHz; σ = 1.434 S/m; ε_r = 39.772; ρ = 1000 kg/m^3
Phantom section: Left Section

DASY5 Configuration:

- Probe: ES3DV3 - SN3157; ConvF(5.18, 5.18, 5.18) @ 1882.5 MHz; Calibrated: 2023/4/10
- Sensor-Surface: 3mm (Mechanical Surface Detection)
- Electronics: DAE4 Sn1493; Calibrated: 2023/3/17
- Phantom: Twin SAM; Type: Twin SAM V5.0; Serial: TP:1412
- Measurement SW: DASY52, Version 52.10 (2); SEMCAD X Version 14.6.12 (7470)

Area Scan (8x9x1): Measurement grid: dx=15mm, dy=15mm
Maximum value of SAR (measured) = 0.204 W/kg

Zoom Scan (5x5x7)/Cube 0: Measurement grid: dx=8mm, dy=8mm, dz=5mm
Reference Value = 7.448 V/m; Power Drift = 0.00 dB
Peak SAR (extrapolated) = 0.282 W/kg
SAR(1 g) = 0.185 W/kg; SAR(10 g) = 0.109 W/kg
Maximum value of SAR (measured) = 0.210 W/kg



0 dB = 0.210 W/kg = -6.78 dBW/kg

Plot 109#: LTE Band 25_1RB_Mid_Head Left Tilt

DUT: Mobile Phone ; Type: X6528; Serial: 2CFS-1

Communication System: Generic FDD-LTE; Frequency: 1882.5 MHz;Duty Cycle: 1:1
Medium parameters used: f = 1882.5 MHz; σ = 1.434 S/m; ε_r = 39.772; ρ = 1000 kg/m^3
Phantom section: Left Section

DASY5 Configuration:

- Probe: ES3DV3 - SN3157; ConvF(5.18, 5.18, 5.18) @ 1882.5 MHz; Calibrated: 2023/4/10
- Sensor-Surface: 3mm (Mechanical Surface Detection)
- Electronics: DAE4 Sn1493; Calibrated: 2023/3/17
- Phantom: Twin SAM; Type: Twin SAM V5.0; Serial: TP:1412
- Measurement SW: DASY52, Version 52.10 (2); SEMCAD X Version 14.6.12 (7470)

Area Scan (8x9x1): Measurement grid: dx=15mm, dy=15mm
Maximum value of SAR (measured) = 0.431 W/kg

Zoom Scan (5x5x7)/Cube 0: Measurement grid: dx=8mm, dy=8mm, dz=5mm
Reference Value = 9.687 V/m; Power Drift = -0.04 dB
Peak SAR (extrapolated) = 0.575 W/kg
SAR(1 g) = 0.359 W/kg; SAR(10 g) = 0.194 W/kg
Maximum value of SAR (measured) = 0.442 W/kg



0 dB = 0.442 W/kg = -3.55 dBW/kg

Plot 110#: LTE Band 25_50%RB_Mid_Head Left Tilt

DUT: Mobile Phone ; Type: X6528; Serial: 2CFS-1

Communication System: Generic FDD-LTE; Frequency: 1882.5 MHz;Duty Cycle: 1:1
Medium parameters used: f = 1882.5 MHz; σ = 1.434 S/m; ε_r = 39.772; ρ = 1000 kg/m^3
Phantom section: Left Section

DASY5 Configuration:

- Probe: ES3DV3 - SN3157; ConvF(5.18, 5.18, 5.18) @ 1882.5 MHz; Calibrated: 2023/4/10
- Sensor-Surface: 3mm (Mechanical Surface Detection)
- Electronics: DAE4 Sn1493; Calibrated: 2023/3/17
- Phantom: Twin SAM; Type: Twin SAM V5.0; Serial: TP:1412
- Measurement SW: DASY52, Version 52.10 (2); SEMCAD X Version 14.6.12 (7470)

Area Scan (8x9x1): Measurement grid: dx=15mm, dy=15mm
Maximum value of SAR (measured) = 0.394 W/kg

Zoom Scan (5x5x7)/Cube 0: Measurement grid: dx=8mm, dy=8mm, dz=5mm
Reference Value = 9.202 V/m; Power Drift = -0.16 dB
Peak SAR (extrapolated) = 0.531 W/kg
SAR(1 g) = 0.331 W/kg; SAR(10 g) = 0.179 W/kg
Maximum value of SAR (measured) = 0.409 W/kg



0 dB = 0.409 W/kg = -3.88 dBW/kg

Plot 111#: LTE Band 25_1RB_Mid_Head Right Cheek

DUT: Mobile Phone ; Type: X6528; Serial: 2CFS-1

Communication System: Generic FDD-LTE; Frequency: 1882.5 MHz;Duty Cycle: 1:1
Medium parameters used: f = 1882.5 MHz; σ = 1.434 S/m; ε_r = 39.772; ρ = 1000 kg/m^3
Phantom section: Right Section

DASY5 Configuration:

- Probe: ES3DV3 - SN3157; ConvF(5.18, 5.18, 5.18) @ 1882.5 MHz; Calibrated: 2023/4/10
- Sensor-Surface: 3mm (Mechanical Surface Detection)
- Electronics: DAE4 Sn1493; Calibrated: 2023/3/17
- Phantom: Twin SAM; Type: Twin SAM V5.0; Serial: TP:1412
- Measurement SW: DASY52, Version 52.10 (2); SEMCAD X Version 14.6.12 (7470)

Area Scan (8x9x1): Measurement grid: dx=15mm, dy=15mm
Maximum value of SAR (measured) = 0.373 W/kg

Zoom Scan (5x5x7)/Cube 0: Measurement grid: dx=8mm, dy=8mm, dz=5mm
Reference Value = 8.007 V/m; Power Drift = 0.11 dB
Peak SAR (extrapolated) = 0.507 W/kg
SAR(1 g) = 0.304 W/kg; SAR(10 g) = 0.163 W/kg
Maximum value of SAR (measured) = 0.398 W/kg



0 dB = 0.398 W/kg = -4.00 dBW/kg

Plot 112#: LTE Band 25_50%RB_Mid_Head Right Cheek

DUT: Mobile Phone ; Type: X6528; Serial: 2CFS-1

Communication System: Generic FDD-LTE; Frequency: 1882.5 MHz;Duty Cycle: 1:1
Medium parameters used: f = 1882.5 MHz; σ = 1.434 S/m; ε_r = 39.772; ρ = 1000 kg/m^3
Phantom section: Right Section

DASY5 Configuration:

- Probe: ES3DV3 - SN3157; ConvF(5.18, 5.18, 5.18) @ 1882.5 MHz; Calibrated: 2023/4/10
- Sensor-Surface: 3mm (Mechanical Surface Detection)
- Electronics: DAE4 Sn1493; Calibrated: 2023/3/17
- Phantom: Twin SAM; Type: Twin SAM V5.0; Serial: TP:1412
- Measurement SW: DASY52, Version 52.10 (2); SEMCAD X Version 14.6.12 (7470)

Area Scan (8x9x1): Measurement grid: dx=15mm, dy=15mm
Maximum value of SAR (measured) = 0.353 W/kg

Zoom Scan (5x5x7)/Cube 0: Measurement grid: dx=8mm, dy=8mm, dz=5mm
Reference Value = 7.898 V/m; Power Drift = -0.02 dB
Peak SAR (extrapolated) = 0.474 W/kg
SAR(1 g) = 0.290 W/kg; SAR(10 g) = 0.157 W/kg
Maximum value of SAR (measured) = 0.355 W/kg



0 dB = 0.355 W/kg = -4.50 dBW/kg

Plot 113#: LTE Band 25_1RB_Low_Head Right Tilt

DUT: Mobile Phone ; Type: X6528; Serial: 2CFS-1

Communication System: Generic FDD-LTE; Frequency: 1860 MHz;Duty Cycle: 1:1
Medium parameters used: f = 1860 MHz; σ = 1.428 S/m; ε_r = 39.866; ρ = 1000 kg/m^3
Phantom section: Right Section

DASY5 Configuration:

- Probe: ES3DV3 - SN3157; ConvF(5.18, 5.18, 5.18) @ 1860 MHz; Calibrated: 2023/4/10
- Sensor-Surface: 3mm (Mechanical Surface Detection)
- Electronics: DAE4 Sn1493; Calibrated: 2023/3/17
- Phantom: Twin SAM; Type: Twin SAM V5.0; Serial: TP:1412
- Measurement SW: DASY52, Version 52.10 (2); SEMCAD X Version 14.6.12 (7470)

Area Scan (8x9x1): Measurement grid: dx=15mm, dy=15mm
Maximum value of SAR (measured) = 0.737 W/kg

Zoom Scan (5x5x7)/Cube 0: Measurement grid: dx=8mm, dy=8mm, dz=5mm
Reference Value = 12.67 V/m; Power Drift = 0.10 dB
Peak SAR (extrapolated) = 1.30 W/kg
SAR(1 g) = 0.663 W/kg; SAR(10 g) = 0.319 W/kg
Maximum value of SAR (measured) = 0.822 W/kg



0 dB = 0.822 W/kg = -0.85 dBW/kg

Plot 114#: LTE Band 25_1RB_Mid_Head Right Tilt

DUT: Mobile Phone ; Type: X6528; Serial: 2CFS-1

Communication System: Generic FDD-LTE; Frequency: 1882.5 MHz;Duty Cycle: 1:1
Medium parameters used: f = 1882.5 MHz; σ = 1.434 S/m; ε_r = 39.772; ρ = 1000 kg/m^3
Phantom section: Right Section

DASY5 Configuration:

- Probe: ES3DV3 - SN3157; ConvF(5.18, 5.18, 5.18) @ 1882.5 MHz; Calibrated: 2023/4/10
- Sensor-Surface: 3mm (Mechanical Surface Detection)
- Electronics: DAE4 Sn1493; Calibrated: 2023/3/17
- Phantom: Twin SAM; Type: Twin SAM V5.0; Serial: TP:1412
- Measurement SW: DASY52, Version 52.10 (2); SEMCAD X Version 14.6.12 (7470)

Area Scan (8x9x1): Measurement grid: dx=15mm, dy=15mm
Maximum value of SAR (measured) = 1.02 W/kg

Zoom Scan (5x5x7)/Cube 0: Measurement grid: dx=8mm, dy=8mm, dz=5mm
Reference Value = 15.11 V/m; Power Drift = 0.04 dB
Peak SAR (extrapolated) = 1.85 W/kg
SAR(1 g) = 0.931 W/kg; SAR(10 g) = 0.443 W/kg
Maximum value of SAR (measured) = 1.14 W/kg



0 dB = 1.14 W/kg = 0.57 dBW/kg

Plot 115#: LTE Band 25 1RB High _Head Right Tilt

DUT: Mobile Phone ; Type: X6528; Serial: 2CFS-1

Communication System: Generic FDD-LTE; Frequency: 1905 MHz;Duty Cycle: 1:1
Medium parameters used: f = 1905 MHz; σ = 1.446 S/m; ε_r = 36.683; ρ = 1000 kg/m^3
Phantom section: Right Section

DASY5 Configuration:

- Probe: ES3DV3 - SN3157; ConvF(5.18, 5.18, 5.18) @ 1905 MHz; Calibrated: 2023/4/10
- Sensor-Surface: 3mm (Mechanical Surface Detection)
- Electronics: DAE4 Sn1493; Calibrated: 2023/3/17
- Phantom: Twin SAM; Type: Twin SAM V5.0; Serial: TP:1412
- Measurement SW: DASY52, Version 52.10 (2); SEMCAD X Version 14.6.12 (7470)

Area Scan (8x9x1): Measurement grid: dx=15mm, dy=15mm
Maximum value of SAR (measured) = 0.825 W/kg

Zoom Scan (5x5x7)/Cube 0: Measurement grid: dx=8mm, dy=8mm, dz=5mm
Reference Value = 13.20 V/m; Power Drift = 0.13 dB
Peak SAR (extrapolated) = 1.48 W/kg
SAR(1 g) = 0.749 W/kg; SAR(10 g) = 0.357 W/kg
Maximum value of SAR (measured) = 0.934 W/kg



0 dB = 0.934 W/kg = -0.30 dBW/kg

Plot 116#: LTE Band 25_50%RB_Mid_Head Right Tilt

DUT: Mobile Phone ; Type: X6528; Serial: 2CFS-1

Communication System: Generic FDD-LTE; Frequency: 1882.5 MHz;Duty Cycle: 1:1
Medium parameters used: f = 1882.5 MHz; σ = 1.434 S/m; ε_r = 39.772; ρ = 1000 kg/m^3
Phantom section: Right Section

DASY5 Configuration:

- Probe: ES3DV3 - SN3157; ConvF(5.18, 5.18, 5.18) @ 1882.5 MHz; Calibrated: 2023/4/10
- Sensor-Surface: 3mm (Mechanical Surface Detection)
- Electronics: DAE4 Sn1493; Calibrated: 2023/3/17
- Phantom: Twin SAM; Type: Twin SAM V5.0; Serial: TP:1412
- Measurement SW: DASY52, Version 52.10 (2); SEMCAD X Version 14.6.12 (7470)

Area Scan (8x9x1): Measurement grid: dx=15mm, dy=15mm
Maximum value of SAR (measured) = 0.755 W/kg

Zoom Scan (5x5x7)/Cube 0: Measurement grid: dx=8mm, dy=8mm, dz=5mm
Reference Value = 12.74 V/m; Power Drift = -0.19 dB
Peak SAR (extrapolated) = 1.35 W/kg
SAR(1 g) = 0.683 W/kg; SAR(10 g) = 0.327 W/kg
Maximum value of SAR (measured) = 0.838 W/kg



0 dB = 0.838 W/kg = -0.77 dBW/kg

Plot 117#: LTE Band 25_100%RB_Mid_Head Right Tilt

DUT: Mobile Phone ; Type: X6528; Serial: 2CFS-1

Communication System: Generic FDD-LTE; Frequency: 1882.5 MHz;Duty Cycle: 1:1
Medium parameters used: f = 1882.5 MHz; σ = 1.434 S/m; ε_r = 39.772; ρ = 1000 kg/m^3
Phantom section: Right Section

DASY5 Configuration:

- Probe: ES3DV3 - SN3157; ConvF(5.18, 5.18, 5.18) @ 1882.5 MHz; Calibrated: 2023/4/10
- Sensor-Surface: 3mm (Mechanical Surface Detection)
- Electronics: DAE4 Sn1493; Calibrated: 2023/3/17
- Phantom: Twin SAM; Type: Twin SAM V5.0; Serial: TP:1412
- Measurement SW: DASY52, Version 52.10 (2); SEMCAD X Version 14.6.12 (7470)

Area Scan (8x9x1): Measurement grid: dx=15mm, dy=15mm
Maximum value of SAR (measured) = 0.666 W/kg

Zoom Scan (5x5x7)/Cube 0: Measurement grid: dx=8mm, dy=8mm, dz=5mm
Reference Value = 12.05 V/m; Power Drift = -0.12 dB
Peak SAR (extrapolated) = 1.18 W/kg
SAR(1 g) = 0.601 W/kg; SAR(10 g) = 0.287 W/kg
Maximum value of SAR (measured) = 0.740 W/kg



0 dB = 0.740 W/kg = -1.31 dBW/kg

Plot 118#: LTE Band 25_1RB_Mid_Body Front

DUT: Mobile Phone ; Type: X6528; Serial: 2CFS-1

Communication System: Generic FDD-LTE; Frequency: 1882.5 MHz;Duty Cycle: 1:1
Medium parameters used: f = 1882.5 MHz; σ = 1.434 S/m; ε_r = 39.772; ρ = 1000 kg/m^3
Phantom section: Flat Section

DASY5 Configuration:

- Probe: ES3DV3 - SN3157; ConvF(5.18, 5.18, 5.18) @ 1882.5 MHz; Calibrated: 2023/4/10
- Sensor-Surface: 3mm (Mechanical Surface Detection)
- Electronics: DAE4 Sn1493; Calibrated: 2023/3/17
- Phantom: Twin SAM; Type: Twin SAM V5.0; Serial: TP:1412
- Measurement SW: DASY52, Version 52.10 (2); SEMCAD X Version 14.6.12 (7470)

Area Scan (8x14x1): Measurement grid: dx=15mm, dy=15mm
Maximum value of SAR (measured) = 0.0710 W/kg

Zoom Scan (5x5x7)/Cube 0: Measurement grid: dx=8mm, dy=8mm, dz=5mm
Reference Value = 4.129 V/m; Power Drift = -0.17 dB
Peak SAR (extrapolated) = 0.0830 W/kg
SAR(1 g) = 0.061 W/kg; SAR(10 g) = 0.041 W/kg
Maximum value of SAR (measured) = 0.0697 W/kg

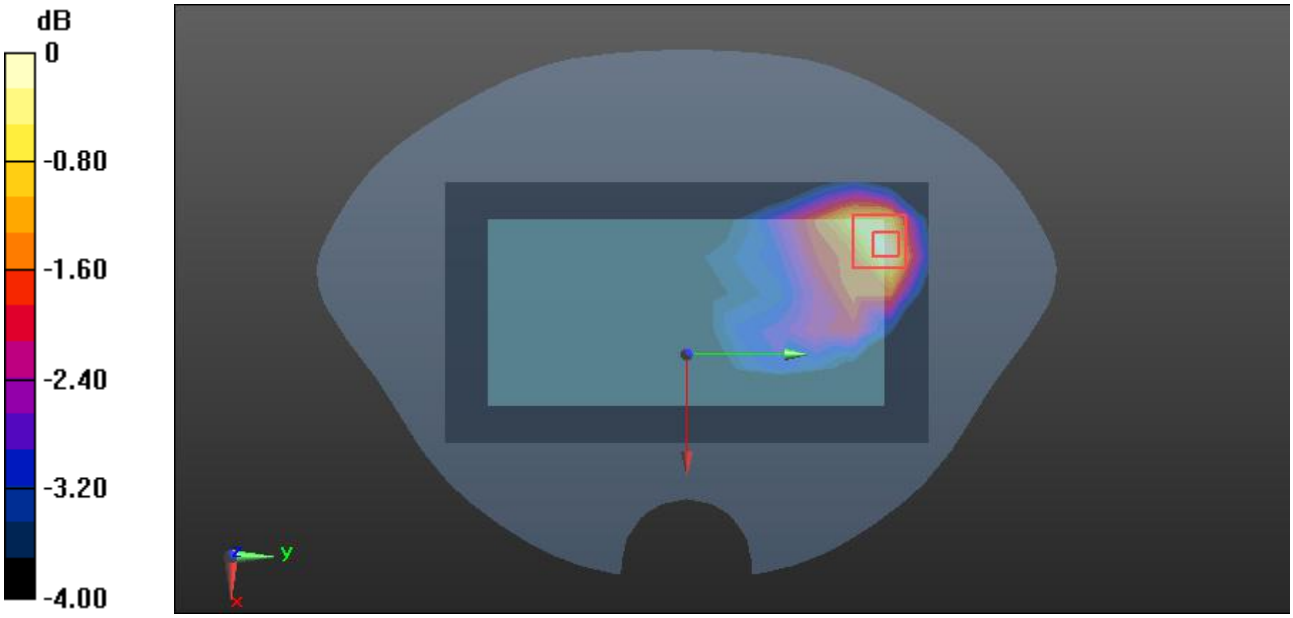

0 dB = 0.0697 W/kg = -11.57 dBW/kg

Plot 119#: LTE Band 25_50%RB_Mid_Body Front

DUT: Mobile Phone ; Type: X6528; Serial: 2CFS-1

Communication System: Generic FDD-LTE; Frequency: 1882.5 MHz;Duty Cycle: 1:1
Medium parameters used: f = 1882.5 MHz; σ = 1.434 S/m; ε_r = 39.772; ρ = 1000 kg/m^3
Phantom section: Flat Section

DASY5 Configuration:

- Probe: ES3DV3 - SN3157; ConvF(5.18, 5.18, 5.18) @ 1882.5 MHz; Calibrated: 2023/4/10
- Sensor-Surface: 3mm (Mechanical Surface Detection)
- Electronics: DAE4 Sn1493; Calibrated: 2023/3/17
- Phantom: Twin SAM; Type: Twin SAM V5.0; Serial: TP:1412
- Measurement SW: DASY52, Version 52.10 (2); SEMCAD X Version 14.6.12 (7470)

Area Scan (8x14x1): Measurement grid: dx=15mm, dy=15mm
Maximum value of SAR (measured) = 0.0667 W/kg

Zoom Scan (5x5x7)/Cube 0: Measurement grid: dx=8mm, dy=8mm, dz=5mm
Reference Value = 4.098 V/m; Power Drift = -0.16 dB
Peak SAR (extrapolated) = 0.0790 W/kg
SAR(1 g) = 0.059 W/kg; SAR(10 g) = 0.039 W/kg
Maximum value of SAR (measured) = 0.0670 W/kg

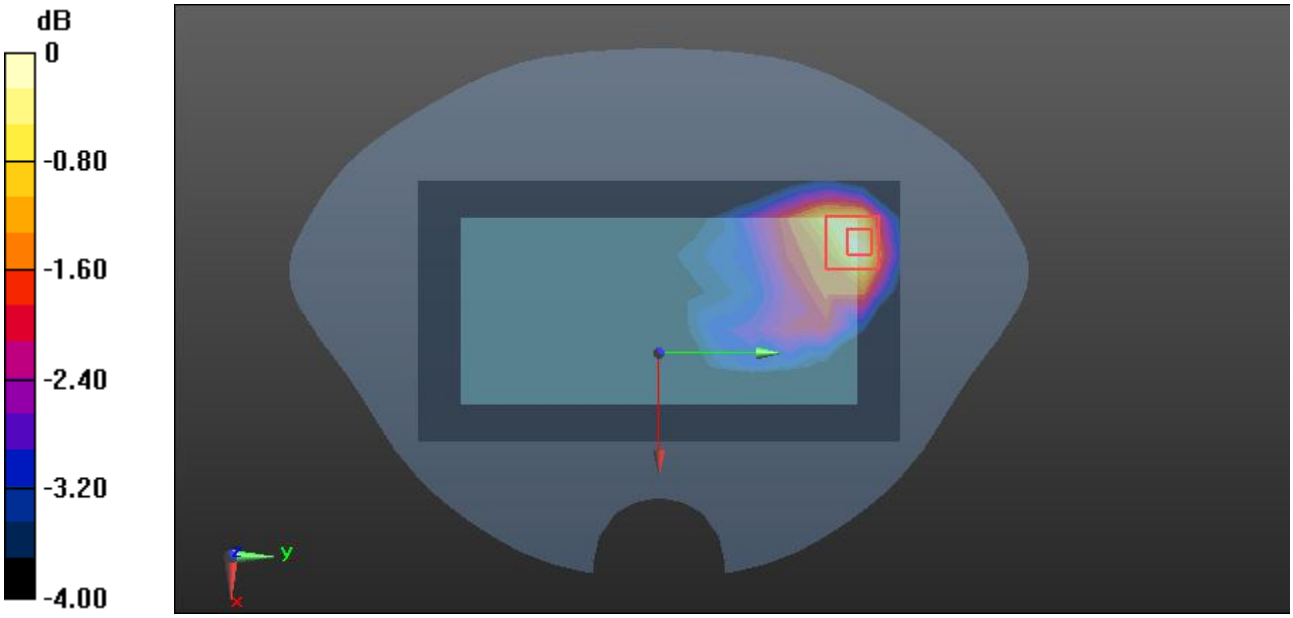

0 dB = 0.0670 W/kg = -11.74 dBW/kg

Plot 120#: LTE Band 25_1RB_Mid_Body Back

DUT: Mobile Phone ; Type: X6528; Serial: 2CFS-1

Communication System: Generic FDD-LTE; Frequency: 1882.5 MHz;Duty Cycle: 1:1
Medium parameters used: f = 1882.5 MHz; σ = 1.434 S/m; ε_r = 39.772; ρ = 1000 kg/m^3
Phantom section: Flat Section

DASY5 Configuration:

- Probe: ES3DV3 - SN3157; ConvF(5.18, 5.18, 5.18) @ 1882.5 MHz; Calibrated: 2023/4/10
- Sensor-Surface: 3mm (Mechanical Surface Detection)
- Electronics: DAE4 Sn1493; Calibrated: 2023/3/17
- Phantom: Twin SAM; Type: Twin SAM V5.0; Serial: TP:1412
- Measurement SW: DASY52, Version 52.10 (2); SEMCAD X Version 14.6.12 (7470)

Area Scan (8x14x1): Measurement grid: dx=15mm, dy=15mm
Maximum value of SAR (measured) = 0.0929 W/kg

Zoom Scan (5x5x7)/Cube 0: Measurement grid: dx=8mm, dy=8mm, dz=5mm
Reference Value = 4.546 V/m; Power Drift = -0.07 dB
Peak SAR (extrapolated) = 0.138 W/kg
SAR(1 g) = 0.095 W/kg; SAR(10 g) = 0.060 W/kg
Maximum value of SAR (measured) = 0.110 W/kg

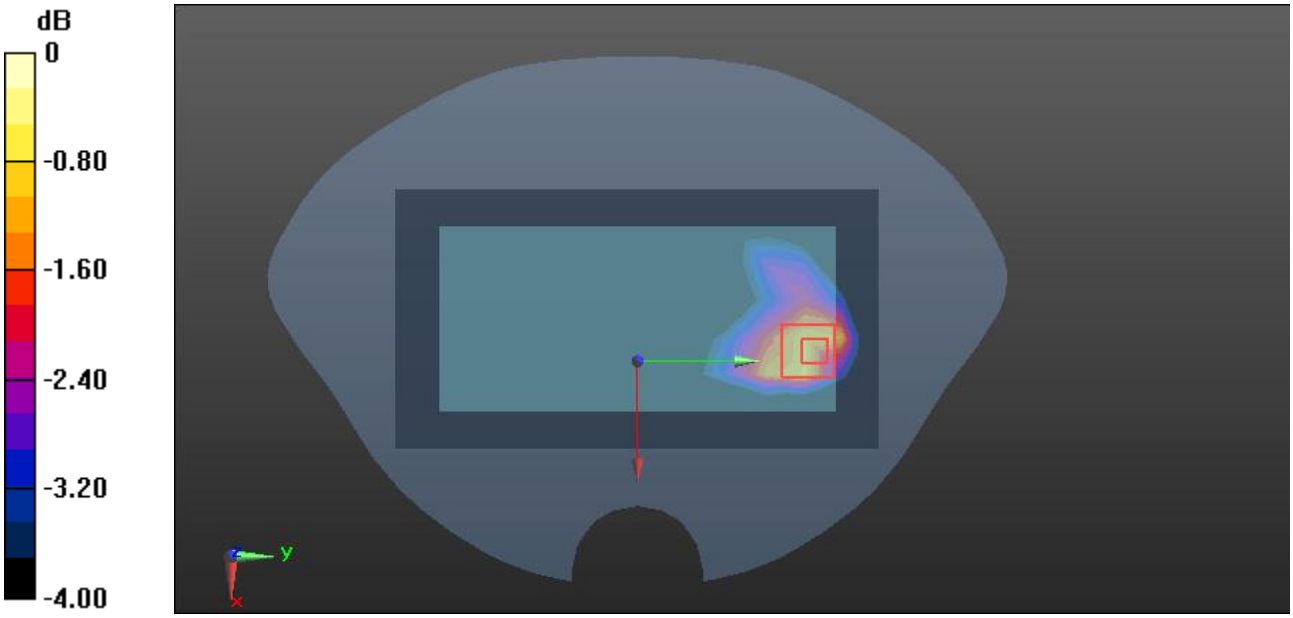

0 dB = 0.110 W/kg = -9.59 dBW/kg

Plot 121#: LTE Band 25_50%RB_Mid_Body Back

DUT: Mobile Phone ; Type: X6528; Serial: 2CFS-1

Communication System: Generic FDD-LTE; Frequency: 1882.5 MHz;Duty Cycle: 1:1
Medium parameters used: f = 1882.5 MHz; σ = 1.434 S/m; ε_r = 39.772; ρ = 1000 kg/m^3
Phantom section: Flat Section

DASY5 Configuration:

- Probe: ES3DV3 - SN3157; ConvF(5.18, 5.18, 5.18) @ 1882.5 MHz; Calibrated: 2023/4/10
- Sensor-Surface: 3mm (Mechanical Surface Detection)
- Electronics: DAE4 Sn1493; Calibrated: 2023/3/17
- Phantom: Twin SAM; Type: Twin SAM V5.0; Serial: TP:1412
- Measurement SW: DASY52, Version 52.10 (2); SEMCAD X Version 14.6.12 (7470)

Area Scan (8x14x1): Measurement grid: dx=15mm, dy=15mm
Maximum value of SAR (measured) = 0.0858 W/kg

Zoom Scan (5x5x7)/Cube 0: Measurement grid: dx=8mm, dy=8mm, dz=5mm
Reference Value = 4.003 V/m; Power Drift = -0.15 dB
Peak SAR (extrapolated) = 0.126 W/kg
SAR(1 g) = 0.086 W/kg; SAR(10 g) = 0.055 W/kg
Maximum value of SAR (measured) = 0.100 W/kg

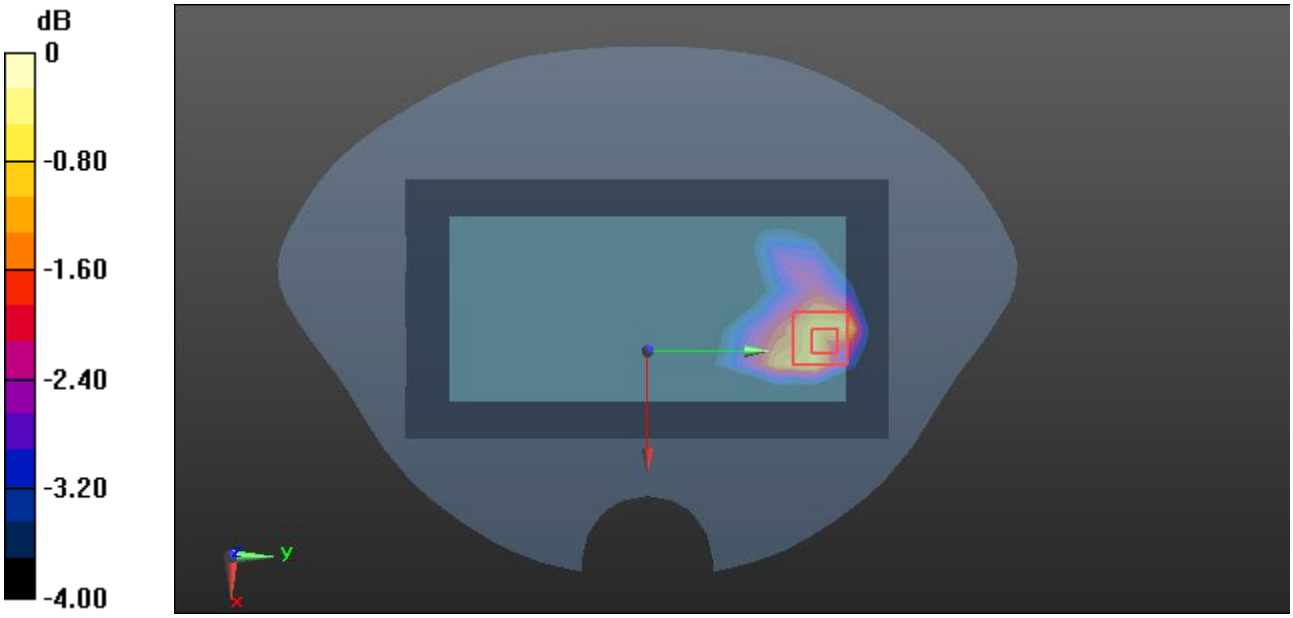

0 dB = 0.100 W/kg = -10.00 dBW/kg

Plot 122#: LTE Band 25_1RB_Mid_Body Left

DUT: Mobile Phone ; Type: X6528; Serial: 2CFS-1

Communication System: Generic FDD-LTE; Frequency: 1882.5 MHz;Duty Cycle: 1:1
Medium parameters used: f = 1882.5 MHz; σ = 1.434 S/m; ε_r = 39.772; ρ = 1000 kg/m^3
Phantom section: Flat Section

DASY5 Configuration:

- Probe: ES3DV3 - SN3157; ConvF(5.18, 5.18, 5.18) @ 1882.5 MHz; Calibrated: 2023/4/10
- Sensor-Surface: 3mm (Mechanical Surface Detection)
- Electronics: DAE4 Sn1493; Calibrated: 2023/3/17
- Phantom: Twin SAM; Type: Twin SAM V5.0; Serial: TP:1412
- Measurement SW: DASY52, Version 52.10 (2); SEMCAD X Version 14.6.12 (7470)

Area Scan (6x14x1): Measurement grid: dx=15mm, dy=15mm
Maximum value of SAR (measured) = 0.0331 W/kg

Zoom Scan (5x5x7)/Cube 0: Measurement grid: dx=8mm, dy=8mm, dz=5mm
Reference Value = 4.120 V/m; Power Drift = -0.20 dB
Peak SAR (extrapolated) = 0.0430 W/kg
SAR(1 g) = 0.031 W/kg; SAR(10 g) = 0.020 W/kg
Maximum value of SAR (measured) = 0.0359 W/kg

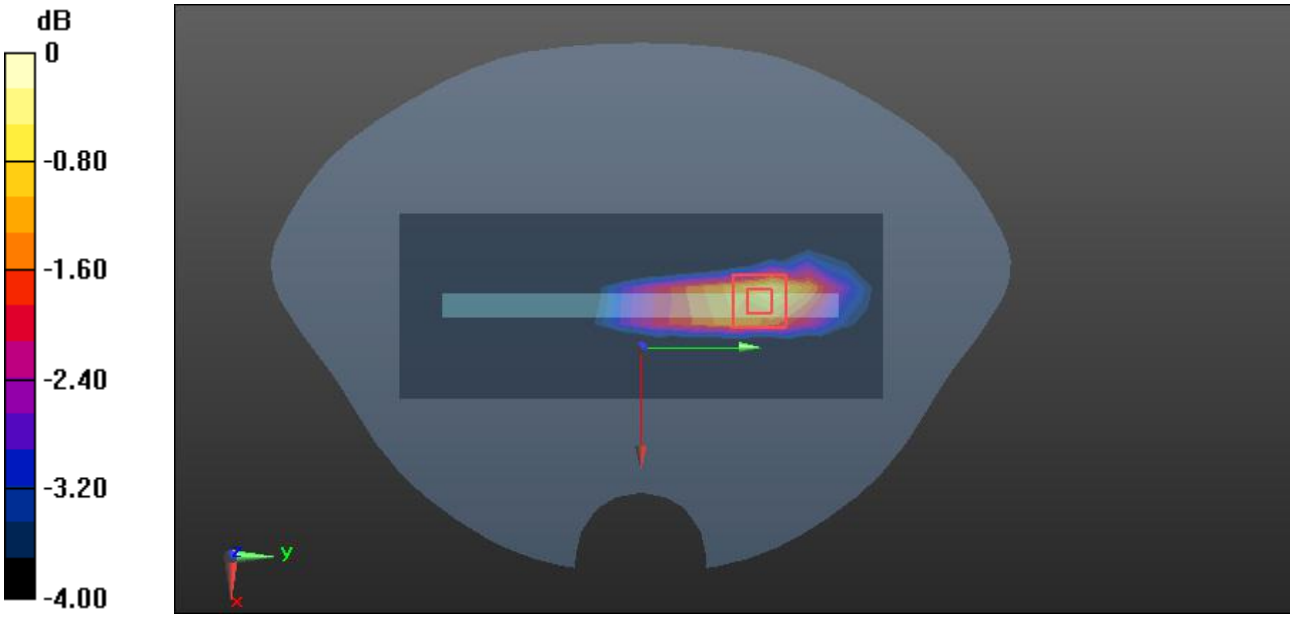

0 dB = 0.0359 W/kg = -14.45 dBW/kg

Plot 123#: LTE Band 25_50%RB_Mid_Body Left

DUT: Mobile Phone ; Type: X6528; Serial: 2CFS-1

Communication System: Generic FDD-LTE; Frequency: 1882.5 MHz;Duty Cycle: 1:1
Medium parameters used: f = 1882.5 MHz; σ = 1.434 S/m; ε_r = 39.772; ρ = 1000 kg/m^3
Phantom section: Flat Section

DASY5 Configuration:

- Probe: ES3DV3 - SN3157; ConvF(5.18, 5.18, 5.18) @ 1882.5 MHz; Calibrated: 2023/4/10
- Sensor-Surface: 3mm (Mechanical Surface Detection)
- Electronics: DAE4 Sn1493; Calibrated: 2023/3/17
- Phantom: Twin SAM; Type: Twin SAM V5.0; Serial: TP:1412
- Measurement SW: DASY52, Version 52.10 (2); SEMCAD X Version 14.6.12 (7470)

Area Scan (6x14x1): Measurement grid: dx=15mm, dy=15mm
Maximum value of SAR (measured) = 0.0321 W/kg

Zoom Scan (5x5x7)/Cube 0: Measurement grid: dx=8mm, dy=8mm, dz=5mm
Reference Value = 4.260 V/m; Power Drift = 0.01 dB
Peak SAR (extrapolated) = 0.0430 W/kg
SAR(1 g) = 0.030 W/kg; SAR(10 g) = 0.020 W/kg
Maximum value of SAR (measured) = 0.0353 W/kg

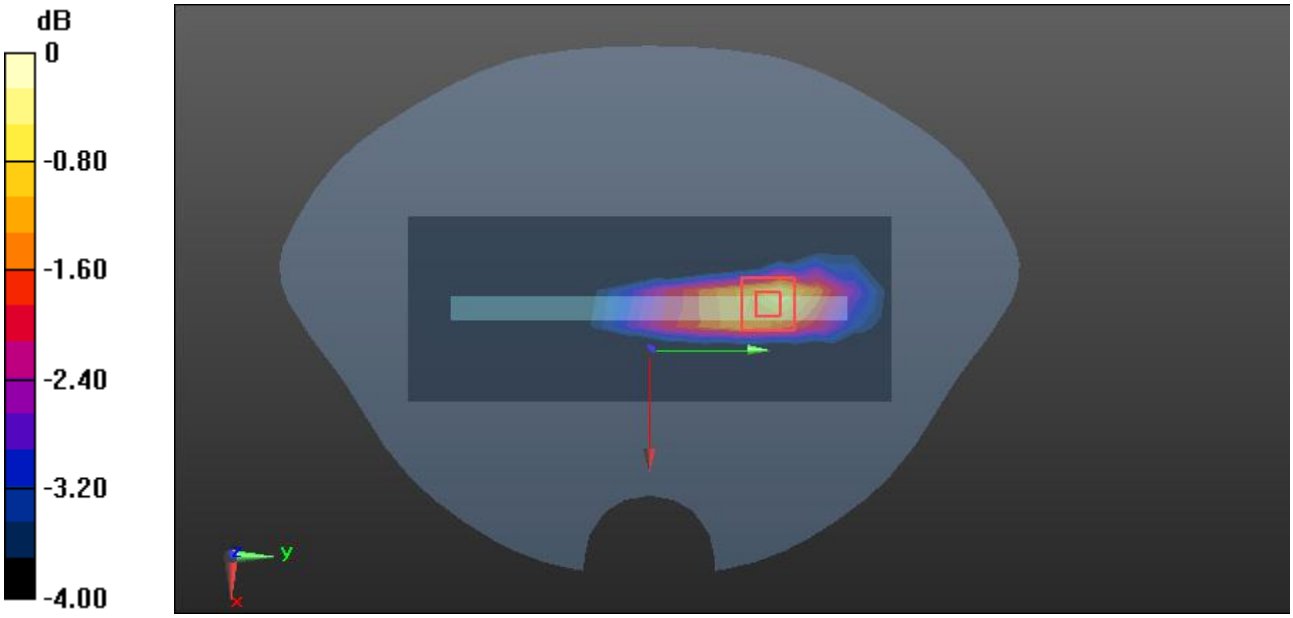

0 dB = 0.0353 W/kg = -14.52 dBW/kg

Plot 124#: LTE Band 25_1RB_Mid_Body Top

DUT: Mobile Phone ; Type: X6528; Serial: 2CFS-1

Communication System: Generic FDD-LTE; Frequency: 1882.5 MHz;Duty Cycle: 1:1
Medium parameters used: f = 1882.5 MHz; σ = 1.434 S/m; ε_r = 39.772; ρ = 1000 kg/m^3
Phantom section: Flat Section

DASY5 Configuration:

- Probe: ES3DV3 - SN3157; ConvF(5.18, 5.18, 5.18) @ 1882.5 MHz; Calibrated: 2023/4/10
- Sensor-Surface: 3mm (Mechanical Surface Detection)
- Electronics: DAE4 Sn1493; Calibrated: 2023/3/17
- Phantom: Twin SAM; Type: Twin SAM V5.0; Serial: TP:1412
- Measurement SW: DASY52, Version 52.10 (2); SEMCAD X Version 14.6.12 (7470)

Area Scan (5x9x1): Measurement grid: dx=15mm, dy=15mm
Maximum value of SAR (measured) = 0.198 W/kg

Zoom Scan (5x5x7)/Cube 0: Measurement grid: dx=8mm, dy=8mm, dz=5mm
Reference Value = 9.691 V/m; Power Drift = 0.06 dB
Peak SAR (extrapolated) = 0.409 W/kg
SAR(1 g) = 0.262 W/kg; SAR(10 g) = 0.142 W/kg
Maximum value of SAR (measured) = 0.332 W/kg

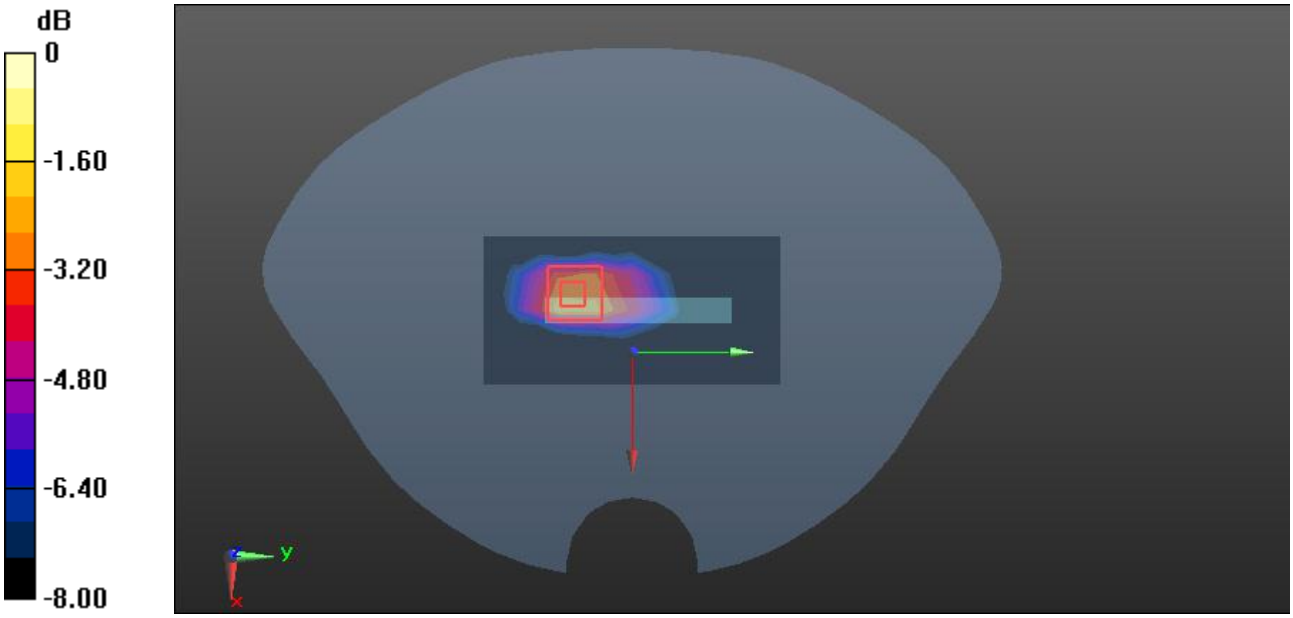

0 dB = 0.332 W/kg = -4.79 dBW/kg

Plot 125#: LTE Band 25_50%RB_Mid_Body Top

DUT: Mobile Phone ; Type: X6528; Serial: 2CFS-1

Communication System: Generic FDD-LTE; Frequency: 1882.5 MHz;Duty Cycle: 1:1
Medium parameters used: f = 1882.5 MHz; σ = 1.434 S/m; ε_r = 39.772; ρ = 1000 kg/m^3
Phantom section: Flat Section

DASY5 Configuration:

- Probe: ES3DV3 - SN3157; ConvF(5.18, 5.18, 5.18) @ 1882.5 MHz; Calibrated: 2023/4/10
- Sensor-Surface: 3mm (Mechanical Surface Detection)
- Electronics: DAE4 Sn1493; Calibrated: 2023/3/17
- Phantom: Twin SAM; Type: Twin SAM V5.0; Serial: TP:1412
- Measurement SW: DASY52, Version 52.10 (2); SEMCAD X Version 14.6.12 (7470)

Area Scan (5x9x1): Measurement grid: dx=15mm, dy=15mm
Maximum value of SAR (measured) = 0.176 W/kg

Zoom Scan (5x5x7)/Cube 0: Measurement grid: dx=8mm, dy=8mm, dz=5mm
Reference Value = 8.988 V/m; Power Drift = 0.02 dB
Peak SAR (extrapolated) = 0.371 W/kg
SAR(1 g) = 0.235 W/kg; SAR(10 g) = 0.127 W/kg
Maximum value of SAR (measured) = 0.300 W/kg

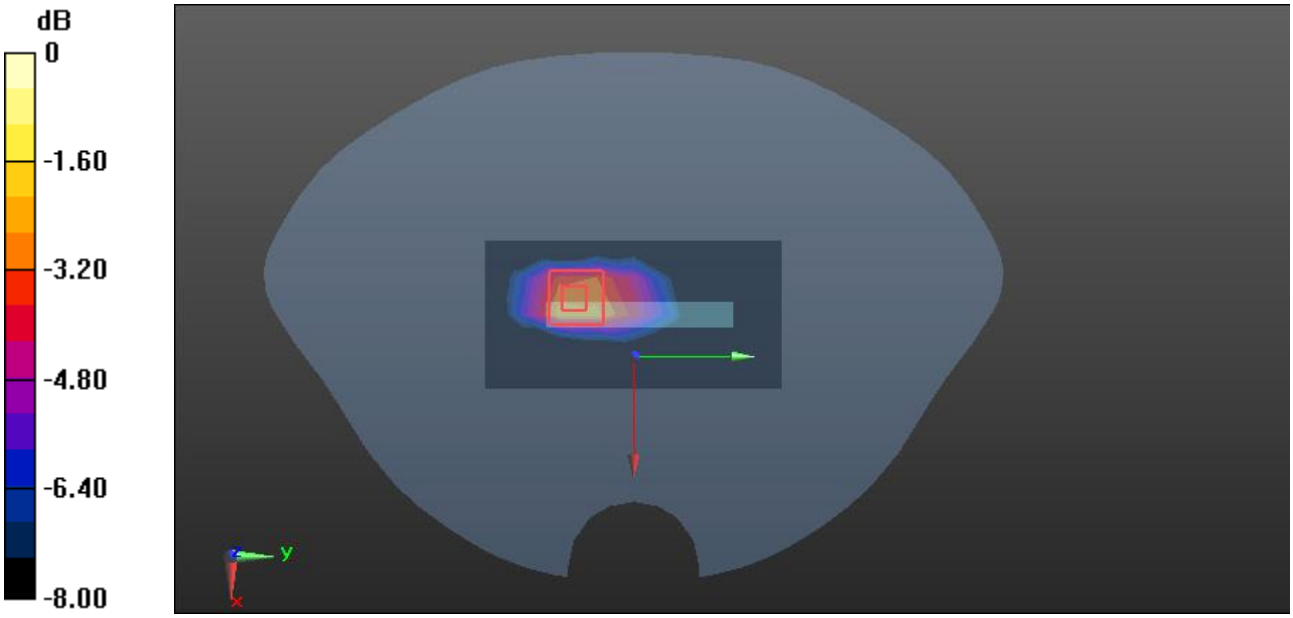

0 dB = 0.300 W/kg = -5.23 dBW/kg

Plot 126#: LTE Band 26_1RB_Mid_Head Left Cheek

DUT: Mobile Phone ; Type: X6528; Serial: 2CFS-1

Communication System: Generic FDD-LTE; Frequency: 831.5 MHz;Duty Cycle: 1:1
Medium parameters used: f = 831.5 MHz; σ = 0.893 S/m; ε_r = 41.832; ρ = 1000 kg/m^3
Phantom section: Left Section

DASY5 Configuration:

- Probe: ES3DV3 - SN3157; ConvF(6.48, 6.48, 6.48) @ 831.5 MHz; Calibrated: 2023/4/10
- Sensor-Surface: 3mm (Mechanical Surface Detection)
- Electronics: DAE4 Sn1493; Calibrated: 2023/3/17
- Phantom: Twin SAM; Type: Twin SAM V5.0; Serial: TP:1412
- Measurement SW: DASY52, Version 52.10 (2); SEMCAD X Version 14.6.12 (7470)

Area Scan (8x9x1): Measurement grid: dx=15mm, dy=15mm
Maximum value of SAR (measured) = 0.568 W/kg

Zoom Scan (5x5x7)/Cube 0: Measurement grid: dx=8mm, dy=8mm, dz=5mm
Reference Value = 24.52 V/m; Power Drift = 0.13 dB
Peak SAR (extrapolated) = 0.844 W/kg
SAR(1 g) = 0.552 W/kg; SAR(10 g) = 0.367 W/kg
Maximum value of SAR (measured) = 0.579 W/kg



0 dB = 0.579 W/kg = -2.37 dBW/kg

Plot 127#: LTE Band 26_50%RB_Mid_Head Left Cheek

DUT: Mobile Phone ; Type: X6528; Serial: 2CFS-1

Communication System: Generic FDD-LTE; Frequency: 831.5 MHz;Duty Cycle: 1:1
Medium parameters used: f = 831.5 MHz; σ = 0.893 S/m; ε_r = 41.832; ρ = 1000 kg/m^3
Phantom section: Left Section

DASY5 Configuration:

- Probe: ES3DV3 - SN3157; ConvF(6.48, 6.48, 6.48) @ 831.5 MHz; Calibrated: 2023/4/10
- Sensor-Surface: 3mm (Mechanical Surface Detection)
- Electronics: DAE4 Sn1493; Calibrated: 2023/3/17
- Phantom: Twin SAM; Type: Twin SAM V5.0; Serial: TP:1412
- Measurement SW: DASY52, Version 52.10 (2); SEMCAD X Version 14.6.12 (7470)

Area Scan (8x9x1): Measurement grid: dx=15mm, dy=15mm
Maximum value of SAR (measured) = 0.391 W/kg

Zoom Scan (5x5x7)/Cube 0: Measurement grid: dx=8mm, dy=8mm, dz=5mm
Reference Value = 20.42 V/m; Power Drift = -0.17 dB
Peak SAR (extrapolated) = 0.576 W/kg
SAR(1 g) = 0.375 W/kg; SAR(10 g) = 0.254 W/kg
Maximum value of SAR (measured) = 0.396 W/kg



0 dB = 0.396 W/kg = -4.02 dBW/kg

Plot 128#: LTE Band 26_1RB_Mid_Head Left Tilt

DUT: Mobile Phone ; Type: X6528; Serial: 2CFS-1

Communication System: Generic FDD-LTE; Frequency: 831.5 MHz;Duty Cycle: 1:1
Medium parameters used: f = 831.5 MHz; σ = 0.893 S/m; ε_r = 41.832; ρ = 1000 kg/m^3
Phantom section: Left Section

DASY5 Configuration:

- Probe: ES3DV3 - SN3157; ConvF(6.48, 6.48, 6.48) @ 831.5 MHz; Calibrated: 2023/4/10
- Sensor-Surface: 3mm (Mechanical Surface Detection)
- Electronics: DAE4 Sn1493; Calibrated: 2023/3/17
- Phantom: Twin SAM; Type: Twin SAM V5.0; Serial: TP:1412
- Measurement SW: DASY52, Version 52.10 (2); SEMCAD X Version 14.6.12 (7470)

Area Scan (8x9x1): Measurement grid: dx=15mm, dy=15mm
Maximum value of SAR (measured) = 0.519 W/kg

Zoom Scan (5x5x7)/Cube 0: Measurement grid: dx=8mm, dy=8mm, dz=5mm
Reference Value = 24.10 V/m; Power Drift = -0.12 dB
Peak SAR (extrapolated) = 0.837 W/kg
SAR(1 g) = 0.505 W/kg; SAR(10 g) = 0.290 W/kg
Maximum value of SAR (measured) = 0.534 W/kg

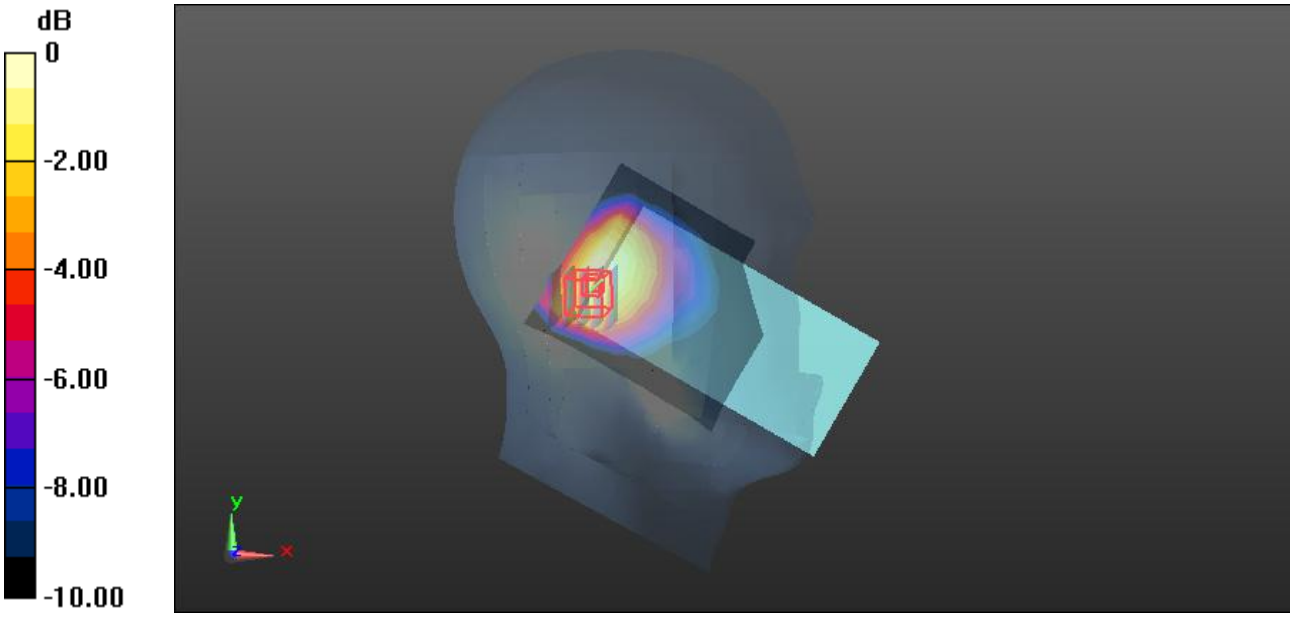

0 dB = 0.534 W/kg = -2.72 dBW/kg

Plot 129#: LTE Band 26_50%RB_Mid_Head Left Tilt

DUT: Mobile Phone ; Type: X6528; Serial: 2CFS-1

Communication System: Generic FDD-LTE; Frequency: 831.5 MHz;Duty Cycle: 1:1
Medium parameters used: f = 831.5 MHz; σ = 0.893 S/m; ε_r = 41.832; ρ = 1000 kg/m^3
Phantom section: Left Section

DASY5 Configuration:

- Probe: ES3DV3 - SN3157; ConvF(6.48, 6.48, 6.48) @ 831.5 MHz; Calibrated: 2023/4/10
- Sensor-Surface: 3mm (Mechanical Surface Detection)
- Electronics: DAE4 Sn1493; Calibrated: 2023/3/17
- Phantom: Twin SAM; Type: Twin SAM V5.0; Serial: TP:1412
- Measurement SW: DASY52, Version 52.10 (2); SEMCAD X Version 14.6.12 (7470)

Area Scan (8x9x1): Measurement grid: dx=15mm, dy=15mm
Maximum value of SAR (measured) = 0.358 W/kg

Zoom Scan (5x5x7)/Cube 0: Measurement grid: dx=8mm, dy=8mm, dz=5mm
Reference Value = 20.10 V/m; Power Drift = 0.07 dB
Peak SAR (extrapolated) = 0.604 W/kg
SAR(1 g) = 0.363 W/kg; SAR(10 g) = 0.208 W/kg
Maximum value of SAR (measured) = 0.384 W/kg



0 dB = 0.384 W/kg = -4.16 dBW/kg

Plot 130#: LTE Band 26_1RB_Low_Head Right Cheek

DUT: Mobile Phone ; Type: X6528; Serial: 2CFS-1

Communication System: Generic FDD-LTE; Frequency: 821.5 MHz;Duty Cycle: 1:1
Medium parameters used: f = 821.5 MHz; σ = 0.882 S/m; ε_r = 41.917; ρ = 1000 kg/m^3
Phantom section: Right Section

DASY5 Configuration:

- Probe: ES3DV3 - SN3157; ConvF(6.48, 6.48, 6.48) @ 821.5 MHz; Calibrated: 2023/4/10
- Sensor-Surface: 3mm (Mechanical Surface Detection)
- Electronics: DAE4 Sn1493; Calibrated: 2023/3/17
- Phantom: Twin SAM; Type: Twin SAM V5.0; Serial: TP:1412
- Measurement SW: DASY52, Version 52.10 (2); SEMCAD X Version 14.6.12 (7470)

Area Scan (8x9x1): Measurement grid: dx=15mm, dy=15mm
Maximum value of SAR (measured) = 1.00 W/kg

Zoom Scan (5x5x7)/Cube 0: Measurement grid: dx=8mm, dy=8mm, dz=5mm
Reference Value = 26.75 V/m; Power Drift = -0.02 dB
Peak SAR (extrapolated) = 2.23 W/kg
SAR(1 g) = 1.01 W/kg; SAR(10 g) = 0.582 W/kg
Maximum value of SAR (measured) = 1.05 W/kg

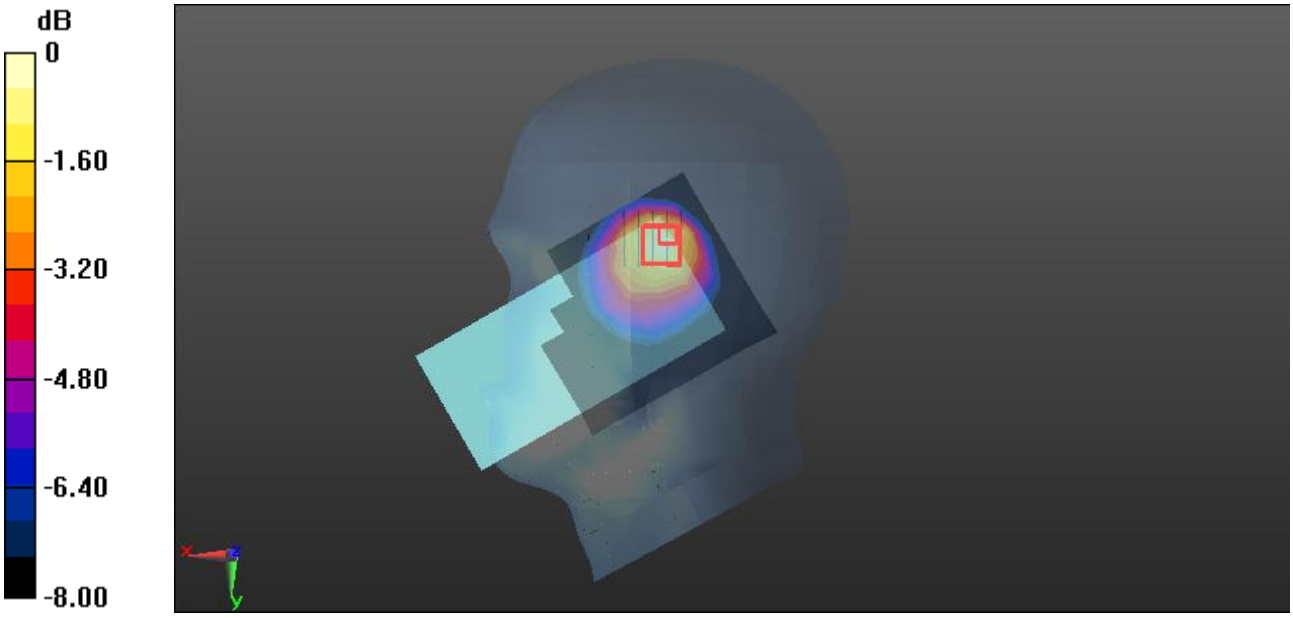

0 dB = 1.05 W/kg = 0.21 dBW/kg

Plot 131#: LTE Band 26_1RB_Mid_Head Right Cheek

DUT: Mobile Phone ; Type: X6528; Serial: 2CFS-1

Communication System: Generic FDD-LTE; Frequency: 831.5 MHz;Duty Cycle: 1:1
Medium parameters used: f = 831.5 MHz; σ = 0.893 S/m; ε_r = 41.832; ρ = 1000 kg/m^3
Phantom section: Right Section

DASY5 Configuration:

- Probe: ES3DV3 - SN3157; ConvF(6.48, 6.48, 6.48) @ 831.5 MHz; Calibrated: 2023/4/10
- Sensor-Surface: 3mm (Mechanical Surface Detection)
- Electronics: DAE4 Sn1493; Calibrated: 2023/3/17
- Phantom: Twin SAM; Type: Twin SAM V5.0; Serial: TP:1412
- Measurement SW: DASY52, Version 52.10 (2); SEMCAD X Version 14.6.12 (7470)

Area Scan (8x9x1): Measurement grid: dx=15mm, dy=15mm
Maximum value of SAR (measured) = 0.810 W/kg

Zoom Scan (5x5x7)/Cube 0: Measurement grid: dx=8mm, dy=8mm, dz=5mm
Reference Value = 24.34 V/m; Power Drift = -0.06 dB
Peak SAR (extrapolated) = 1.92 W/kg
SAR(1 g) = 0.870 W/kg; SAR(10 g) = 0.498 W/kg
Maximum value of SAR (measured) = 0.913 W/kg



0 dB = 0.913 W/kg = -0.40 dBW/kg

Plot 132#: LTE Band 26 1RB High _Head Right Cheek

DUT: Mobile Phone ; Type: X6528; Serial: 2CFS-1

Communication System: Generic FDD-LTE; Frequency: 841.5 MHz;Duty Cycle: 1:1
Medium parameters used: f = 841.5 MHz; σ = 0.898 S/m; ε_r = 41.757; ρ = 1000 kg/m^3
Phantom section: Right Section

DASY5 Configuration:

- Probe: ES3DV3 - SN3157; ConvF(6.48, 6.48, 6.48) @ 841.5 MHz; Calibrated: 2023/4/10
- Sensor-Surface: 3mm (Mechanical Surface Detection)
- Electronics: DAE4 Sn1493; Calibrated: 2023/3/17
- Phantom: Twin SAM; Type: Twin SAM V5.0; Serial: TP:1412
- Measurement SW: DASY52, Version 52.10 (2); SEMCAD X Version 14.6.12 (7470)

Area Scan (8x9x1): Measurement grid: dx=15mm, dy=15mm
Maximum value of SAR (measured) = 0.991 W/kg

Zoom Scan (5x5x7)/Cube 0: Measurement grid: dx=8mm, dy=8mm, dz=5mm
Reference Value = 26.00 V/m; Power Drift = -0.14 dB
Peak SAR (extrapolated) = 2.21 W/kg
SAR(1 g) = 1.02 W/kg; SAR(10 g) = 0.588 W/kg
Maximum value of SAR (measured) = 1.06 W/kg



0 dB = 1.06 W/kg = 0.25 dBW/kg

Plot 133#: LTE Band 26_50%RB_Mid_Head Right Cheek

DUT: Mobile Phone ; Type: X6528; Serial: 2CFS-1

Communication System: Generic FDD-LTE; Frequency: 831.5 MHz;Duty Cycle: 1:1
Medium parameters used: f = 831.5 MHz; σ = 0.893 S/m; ε_r = 41.832; ρ = 1000 kg/m^3
Phantom section: Right Section

DASY5 Configuration:

- Probe: ES3DV3 - SN3157; ConvF(6.48, 6.48, 6.48) @ 831.5 MHz; Calibrated: 2023/4/10
- Sensor-Surface: 3mm (Mechanical Surface Detection)
- Electronics: DAE4 Sn1493; Calibrated: 2023/3/17
- Phantom: Twin SAM; Type: Twin SAM V5.0; Serial: TP:1412
- Measurement SW: DASY52, Version 52.10 (2); SEMCAD X Version 14.6.12 (7470)

Area Scan (8x9x1): Measurement grid: dx=15mm, dy=15mm
Maximum value of SAR (measured) = 0.649 W/kg

Zoom Scan (5x5x7)/Cube 0: Measurement grid: dx=8mm, dy=8mm, dz=5mm
Reference Value = 21.24 V/m; Power Drift = 0.08 dB
Peak SAR (extrapolated) = 1.39 W/kg
SAR(1 g) = 0.647 W/kg; SAR(10 g) = 0.375 W/kg
Maximum value of SAR (measured) = 0.676 W/kg



0 dB = 0.676 W/kg = -1.70 dBW/kg

Plot 134#: LTE Band 26_100%RB_Mid_Head Right Cheek

DUT: Mobile Phone ; Type: X6528; Serial: 2CFS-1

Communication System: Generic FDD-LTE; Frequency: 831.5 MHz;Duty Cycle: 1:1
Medium parameters used: f = 831.5 MHz; σ = 0.893 S/m; ε_r = 41.832; ρ = 1000 kg/m^3
Phantom section: Right Section

DASY5 Configuration:

- Probe: ES3DV3 - SN3157; ConvF(6.48, 6.48, 6.48) @ 831.5 MHz; Calibrated: 2023/4/10
- Sensor-Surface: 3mm (Mechanical Surface Detection)
- Electronics: DAE4 Sn1493; Calibrated: 2023/3/17
- Phantom: Twin SAM; Type: Twin SAM V5.0; Serial: TP:1412
- Measurement SW: DASY52, Version 52.10 (2); SEMCAD X Version 14.6.12 (7470)

Area Scan (8x9x1): Measurement grid: dx=15mm, dy=15mm
Maximum value of SAR (measured) = 0.666 W/kg

Zoom Scan (5x5x7)/Cube 0: Measurement grid: dx=8mm, dy=8mm, dz=5mm
Reference Value = 20.84 V/m; Power Drift = 0.17 dB
Peak SAR (extrapolated) = 1.48 W/kg
SAR(1 g) = 0.672 W/kg; SAR(10 g) = 0.386 W/kg
Maximum value of SAR (measured) = 0.697 W/kg



0 dB = 0.697 W/kg = -1.57 dBW/kg

Plot 135#: LTE Band 26_1RB_Low_Head Right Tilt

DUT: Mobile Phone ; Type: X6528; Serial: 2CFS-1

Communication System: Generic FDD-LTE; Frequency: 821.5 MHz;Duty Cycle: 1:1
Medium parameters used: f = 821.5 MHz; σ = 0.882 S/m; ε_r = 41.917; ρ = 1000 kg/m^3
Phantom section: Right Section

DASY5 Configuration:

- Probe: ES3DV3 - SN3157; ConvF(6.48, 6.48, 6.48) @ 821.5 MHz; Calibrated: 2023/4/10
- Sensor-Surface: 3mm (Mechanical Surface Detection)
- Electronics: DAE4 Sn1493; Calibrated: 2023/3/17
- Phantom: Twin SAM; Type: Twin SAM V5.0; Serial: TP:1412
- Measurement SW: DASY52, Version 52.10 (2); SEMCAD X Version 14.6.12 (7470)

Area Scan (8x9x1): Measurement grid: dx=15mm, dy=15mm
Maximum value of SAR (measured) = 0.699 W/kg

Zoom Scan (5x5x7)/Cube 0: Measurement grid: dx=8mm, dy=8mm, dz=5mm
Reference Value = 25.53 V/m; Power Drift = 0.01 dB
Peak SAR (extrapolated) = 2.30 W/kg
SAR(1 g) = 0.889 W/kg; SAR(10 g) = 0.448 W/kg
Maximum value of SAR (measured) = 0.978 W/kg



0 dB = 0.978 W/kg = -0.10 dBW/kg

Plot 136#: LTE Band 26_1RB_Mid_Head Right Tilt

DUT: Mobile Phone ; Type: X6528; Serial: 2CFS-1

Communication System: Generic FDD-LTE; Frequency: 831.5 MHz;Duty Cycle: 1:1
Medium parameters used: f = 831.5 MHz; σ = 0.893 S/m; ε_r = 41.832; ρ = 1000 kg/m^3
Phantom section: Right Section

DASY5 Configuration:

- Probe: ES3DV3 - SN3157; ConvF(6.48, 6.48, 6.48) @ 831.5 MHz; Calibrated: 2023/4/10
- Sensor-Surface: 3mm (Mechanical Surface Detection)
- Electronics: DAE4 Sn1493; Calibrated: 2023/3/17
- Phantom: Twin SAM; Type: Twin SAM V5.0; Serial: TP:1412
- Measurement SW: DASY52, Version 52.10 (2); SEMCAD X Version 14.6.12 (7470)

Area Scan (8x9x1): Measurement grid: dx=15mm, dy=15mm
Maximum value of SAR (measured) = 0.742 W/kg

Zoom Scan (5x5x7)/Cube 0: Measurement grid: dx=8mm, dy=8mm, dz=5mm
Reference Value = 26.19 V/m; Power Drift = -0.16 dB
Peak SAR (extrapolated) = 2.44 W/kg
SAR(1 g) = 0.935 W/kg; SAR(10 g) = 0.472 W/kg
Maximum value of SAR (measured) = 1.01 W/kg



0 dB = 1.01 W/kg = 0.04 dBW/kg

Plot 137#: LTE Band 26_1RB_High_Head Right Tilt

DUT: Mobile Phone ; Type: X6528; Serial: 2CFS-1

Communication System: Generic FDD-LTE; Frequency: 841.5 MHz;Duty Cycle: 1:1
Medium parameters used: f = 841.5 MHz; σ = 0.898 S/m; ε_r = 41.757; ρ = 1000 kg/m^3
Phantom section: Right Section

DASY5 Configuration:

- Probe: ES3DV3 - SN3157; ConvF(6.48, 6.48, 6.48) @ 841.5 MHz; Calibrated: 2023/4/10
- Sensor-Surface: 3mm (Mechanical Surface Detection)
- Electronics: DAE4 Sn1493; Calibrated: 2023/3/17
- Phantom: Twin SAM; Type: Twin SAM V5.0; Serial: TP:1412
- Measurement SW: DASY52, Version 52.10 (2); SEMCAD X Version 14.6.12 (7470)

Area Scan (8x9x1): Measurement grid: dx=15mm, dy=15mm
Maximum value of SAR (measured) = 0.808 W/kg

Zoom Scan (5x5x7)/Cube 0: Measurement grid: dx=8mm, dy=8mm, dz=5mm
Reference Value = 27.17 V/m; Power Drift = 0.10 dB
Peak SAR (extrapolated) = 2.55 W/kg
SAR(1 g) = 0.987 W/kg; SAR(10 g) = 0.500 W/kg
Maximum value of SAR (measured) = 1.08 W/kg



0 dB = 1.08 W/kg = 0.33 dBW/kg

Plot 138#: LTE Band 26_50%RB_Mid_Head Right Tilt

DUT: Mobile Phone ; Type: X6528; Serial: 2CFS-1

Communication System: Generic FDD-LTE; Frequency: 831.5 MHz;Duty Cycle: 1:1
Medium parameters used: f = 831.5 MHz; σ = 0.893 S/m; ε_r = 41.832; ρ = 1000 kg/m^3
Phantom section: Right Section

DASY5 Configuration:

- Probe: ES3DV3 - SN3157; ConvF(6.48, 6.48, 6.48) @ 831.5 MHz; Calibrated: 2023/4/10
- Sensor-Surface: 3mm (Mechanical Surface Detection)
- Electronics: DAE4 Sn1493; Calibrated: 2023/3/17
- Phantom: Twin SAM; Type: Twin SAM V5.0; Serial: TP:1412
- Measurement SW: DASY52, Version 52.10 (2); SEMCAD X Version 14.6.12 (7470)

Area Scan (8x9x1): Measurement grid: dx=15mm, dy=15mm
Maximum value of SAR (measured) = 0.524 W/kg

Zoom Scan (5x5x7)/Cube 0: Measurement grid: dx=8mm, dy=8mm, dz=5mm
Reference Value = 21.64 V/m; Power Drift = -0.04 dB
Peak SAR (extrapolated) = 1.71 W/kg
SAR(1 g) = 0.658 W/kg; SAR(10 g) = 0.332 W/kg
Maximum value of SAR (measured) = 0.718 W/kg



0 dB = 0.718 W/kg = -1.44 dBW/kg

Plot 139#: LTE Band 26_100%RB_Mid_Head Right Tilt

DUT: Mobile Phone ; Type: X6528; Serial: 2CFS-1

Communication System: Generic FDD-LTE; Frequency: 831.5 MHz;Duty Cycle: 1:1
Medium parameters used: f = 831.5 MHz; σ = 0.893 S/m; ε_r = 41.832; ρ = 1000 kg/m^3
Phantom section: Right Section

DASY5 Configuration:

- Probe: ES3DV3 - SN3157; ConvF(6.48, 6.48, 6.48) @ 831.5 MHz; Calibrated: 2023/4/10
- Sensor-Surface: 3mm (Mechanical Surface Detection)
- Electronics: DAE4 Sn1493; Calibrated: 2023/3/17
- Phantom: Twin SAM; Type: Twin SAM V5.0; Serial: TP:1412
- Measurement SW: DASY52, Version 52.10 (2); SEMCAD X Version 14.6.12 (7470)

Area Scan (8x9x1): Measurement grid: dx=15mm, dy=15mm
Maximum value of SAR (measured) = 0.764 W/kg

Zoom Scan (5x5x7)/Cube 0: Measurement grid: dx=8mm, dy=8mm, dz=5mm
Reference Value = 26.65 V/m; Power Drift = -0.02 dB
Peak SAR (extrapolated) = 2.58 W/kg
SAR(1 g) = 0.994 W/kg; SAR(10 g) = 0.501 W/kg
Maximum value of SAR (measured) = 1.09 W/kg



0 dB = 1.09 W/kg = 0.37 dBW/kg

Plot 140#: LTE Band 26_1RB_Mid_Body Front

DUT: Mobile Phone ; Type: X6528; Serial: 2CFS-1

Communication System: Generic FDD-LTE; Frequency: 831.5 MHz;Duty Cycle: 1:1
Medium parameters used: f = 831.5 MHz; σ = 0.893 S/m; ε_r = 41.832; ρ = 1000 kg/m^3
Phantom section: Flat Section

DASY5 Configuration:

- Probe: ES3DV3 - SN3157; ConvF(6.48, 6.48, 6.48) @ 831.5 MHz; Calibrated: 2023/4/10
- Sensor-Surface: 3mm (Mechanical Surface Detection)
- Electronics: DAE4 Sn1493; Calibrated: 2023/3/17
- Phantom: Twin SAM; Type: Twin SAM V5.0; Serial: TP:1412
- Measurement SW: DASY52, Version 52.10 (2); SEMCAD X Version 14.6.12 (7470)

Area Scan (8x14x1): Measurement grid: dx=15mm, dy=15mm
Maximum value of SAR (measured) = 0.147 W/kg

Zoom Scan (5x5x7)/Cube 0: Measurement grid: dx=8mm, dy=8mm, dz=5mm
Reference Value = 11.50 V/m; Power Drift = 0.00 dB
Peak SAR (extrapolated) = 0.215 W/kg
SAR(1 g) = 0.142 W/kg; SAR(10 g) = 0.094 W/kg
Maximum value of SAR (measured) = 0.152 W/kg

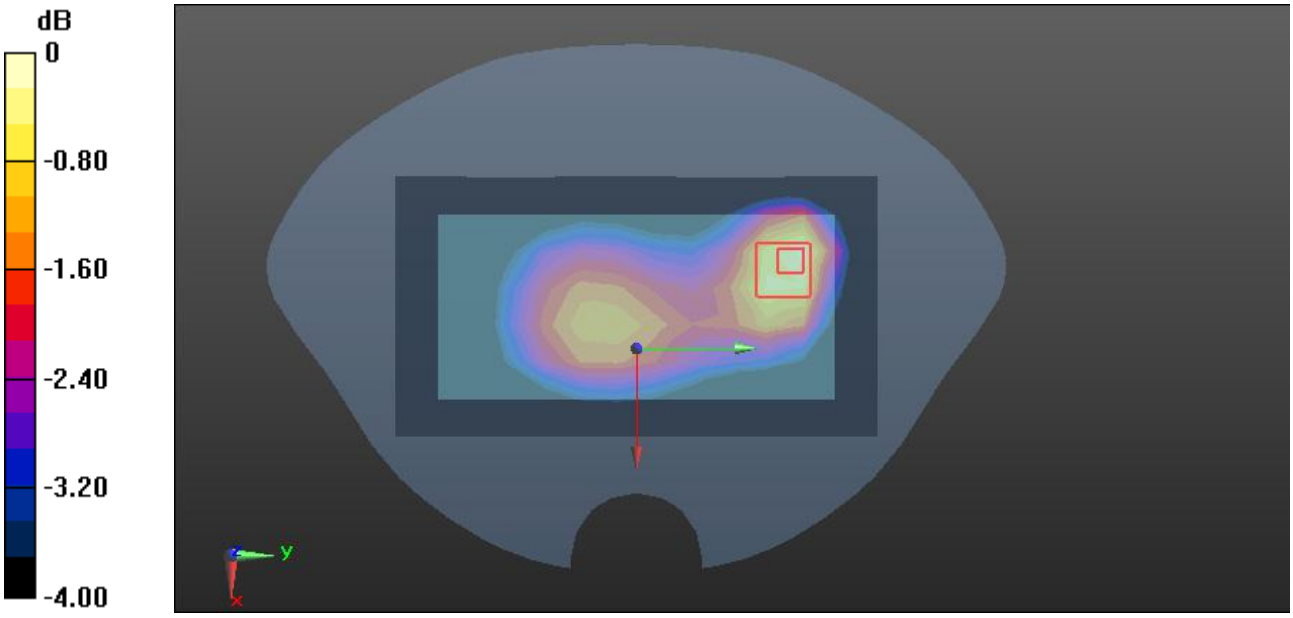

0 dB = 0.152 W/kg = -8.18 dBW/kg

Plot 141#: LTE Band 26_50%RB_Mid_Body Front

DUT: Mobile Phone ; Type: X6528; Serial: 2CFS-1

Communication System: Generic FDD-LTE; Frequency: 831.5 MHz;Duty Cycle: 1:1
Medium parameters used: f = 831.5 MHz; σ = 0.893 S/m; ε_r = 41.832; ρ = 1000 kg/m^3
Phantom section: Flat Section

DASY5 Configuration:

- Probe: ES3DV3 - SN3157; ConvF(6.48, 6.48, 6.48) @ 831.5 MHz; Calibrated: 2023/4/10
- Sensor-Surface: 3mm (Mechanical Surface Detection)
- Electronics: DAE4 Sn1493; Calibrated: 2023/3/17
- Phantom: Twin SAM; Type: Twin SAM V5.0; Serial: TP:1412
- Measurement SW: DASY52, Version 52.10 (2); SEMCAD X Version 14.6.12 (7470)

Area Scan (8x14x1): Measurement grid: dx=15mm, dy=15mm
Maximum value of SAR (measured) = 0.105 W/kg

Zoom Scan (5x5x7)/Cube 0: Measurement grid: dx=8mm, dy=8mm, dz=5mm
Reference Value = 9.240 V/m; Power Drift = -0.12 dB
Peak SAR (extrapolated) = 0.153 W/kg
SAR(1 g) = 0.101 W/kg; SAR(10 g) = 0.067 W/kg
Maximum value of SAR (measured) = 0.109 W/kg

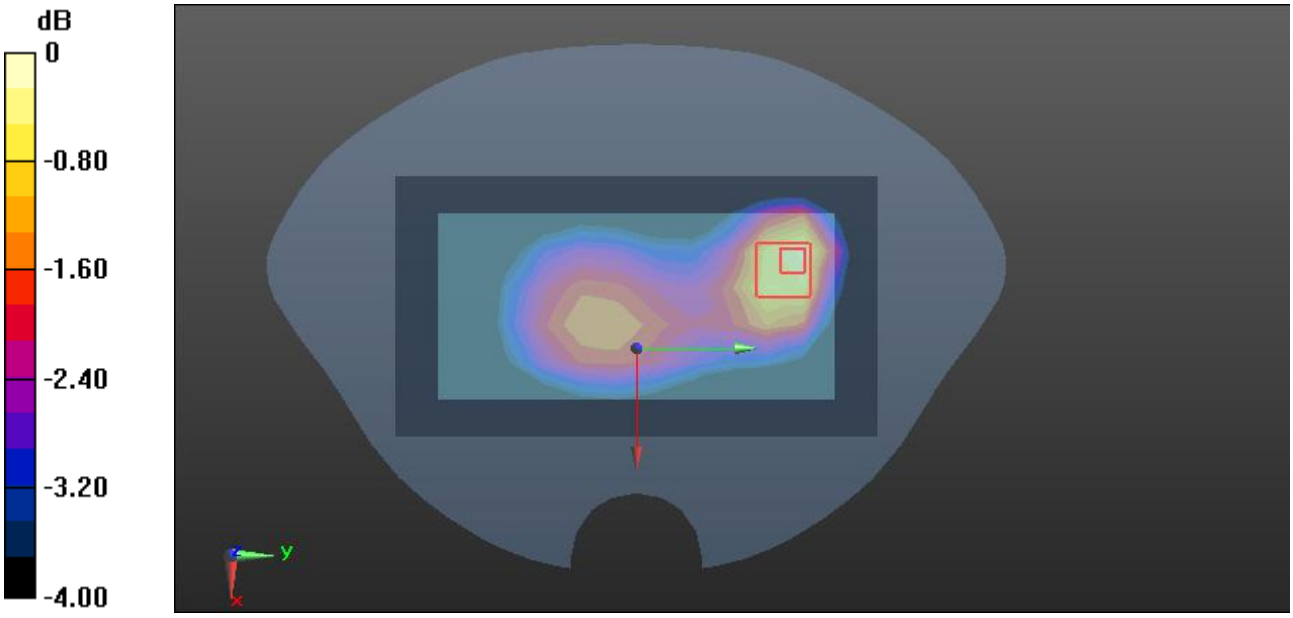

0 dB = 0.109 W/kg = -9.63 dBW/kg

Plot 142#: LTE Band 26_1RB_Mid_Body Back

DUT: Mobile Phone ; Type: X6528; Serial: 2CFS-1

Communication System: Generic FDD-LTE; Frequency: 831.5 MHz;Duty Cycle: 1:1
Medium parameters used: f = 831.5 MHz; σ = 0.893 S/m; ε_r = 41.832; ρ = 1000 kg/m^3
Phantom section: Flat Section

DASY5 Configuration:

- Probe: ES3DV3 - SN3157; ConvF(6.48, 6.48, 6.48) @ 831.5 MHz; Calibrated: 2023/4/10
- Sensor-Surface: 3mm (Mechanical Surface Detection)
- Electronics: DAE4 Sn1493; Calibrated: 2023/3/17
- Phantom: Twin SAM; Type: Twin SAM V5.0; Serial: TP:1412
- Measurement SW: DASY52, Version 52.10 (2); SEMCAD X Version 14.6.12 (7470)

Area Scan (8x14x1): Measurement grid: dx=15mm, dy=15mm
Maximum value of SAR (measured) = 0.246 W/kg

Zoom Scan (5x6x7)/Cube 0: Measurement grid: dx=8mm, dy=8mm, dz=5mm
Reference Value = 12.28 V/m; Power Drift = -0.07 dB
Peak SAR (extrapolated) = 0.415 W/kg
SAR(1 g) = 0.240 W/kg; SAR(10 g) = 0.149 W/kg
Maximum value of SAR (measured) = 0.252 W/kg

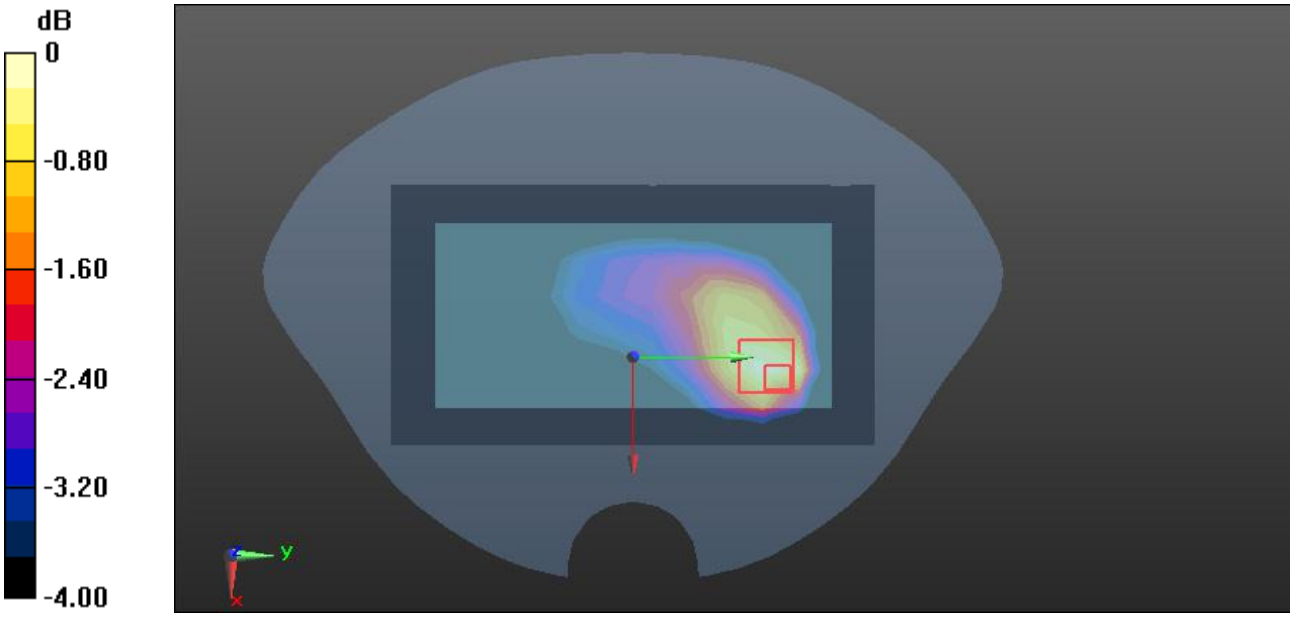

0 dB = 0.252 W/kg = -5.99 dBW/kg

Plot 143#: LTE Band 26_50%RB_Mid_Body Back

DUT: Mobile Phone ; Type: X6528; Serial: 2CFS-1

Communication System: Generic FDD-LTE; Frequency: 831.5 MHz;Duty Cycle: 1:1
Medium parameters used: f = 831.5 MHz; σ = 0.893 S/m; ε_r = 41.832; ρ = 1000 kg/m^3
Phantom section: Flat Section

DASY5 Configuration:

- Probe: ES3DV3 - SN3157; ConvF(6.48, 6.48, 6.48) @ 831.5 MHz; Calibrated: 2023/4/10
- Sensor-Surface: 3mm (Mechanical Surface Detection)
- Electronics: DAE4 Sn1493; Calibrated: 2023/3/17
- Phantom: Twin SAM; Type: Twin SAM V5.0; Serial: TP:1412
- Measurement SW: DASY52, Version 52.10 (2); SEMCAD X Version 14.6.12 (7470)

Area Scan (8x14x1): Measurement grid: dx=15mm, dy=15mm
Maximum value of SAR (measured) = 0.171 W/kg

Zoom Scan (5x6x7)/Cube 0: Measurement grid: dx=8mm, dy=8mm, dz=5mm
Reference Value = 10.11 V/m; Power Drift = -0.16 dB
Peak SAR (extrapolated) = 0.287 W/kg
SAR(1 g) = 0.165 W/kg; SAR(10 g) = 0.103 W/kg
Maximum value of SAR (measured) = 0.173 W/kg

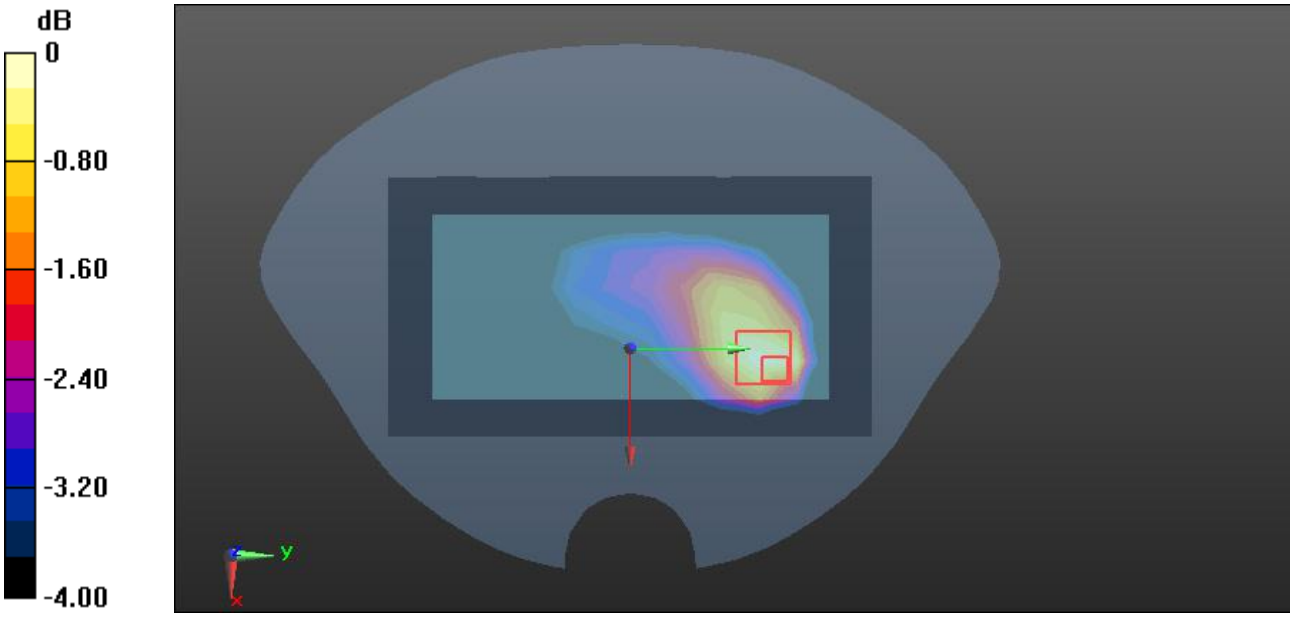

0 dB = 0.173 W/kg = -7.62 dBW/kg

Plot 144#: LTE Band 26_1RB_Mid_Body Left

DUT: Mobile Phone ; Type: X6528; Serial: 2CFS-1

Communication System: Generic FDD-LTE; Frequency: 831.5 MHz;Duty Cycle: 1:1
Medium parameters used: f = 831.5 MHz; σ = 0.893 S/m; ε_r = 41.832; ρ = 1000 kg/m^3
Phantom section: Flat Section

DASY5 Configuration:

- Probe: ES3DV3 - SN3157; ConvF(6.48, 6.48, 6.48) @ 831.5 MHz; Calibrated: 2023/4/10
- Sensor-Surface: 3mm (Mechanical Surface Detection)
- Electronics: DAE4 Sn1493; Calibrated: 2023/3/17
- Phantom: Twin SAM; Type: Twin SAM V5.0; Serial: TP:1412
- Measurement SW: DASY52, Version 52.10 (2); SEMCAD X Version 14.6.12 (7470)

Area Scan (6x14x1): Measurement grid: dx=15mm, dy=15mm
Maximum value of SAR (measured) = 0.132 W/kg

Zoom Scan (5x5x7)/Cube 0: Measurement grid: dx=8mm, dy=8mm, dz=5mm
Reference Value = 9.453 V/m; Power Drift = 0.04 dB
Peak SAR (extrapolated) = 0.167 W/kg
SAR(1 g) = 0.118 W/kg; SAR(10 g) = 0.081 W/kg
Maximum value of SAR (measured) = 0.126 W/kg

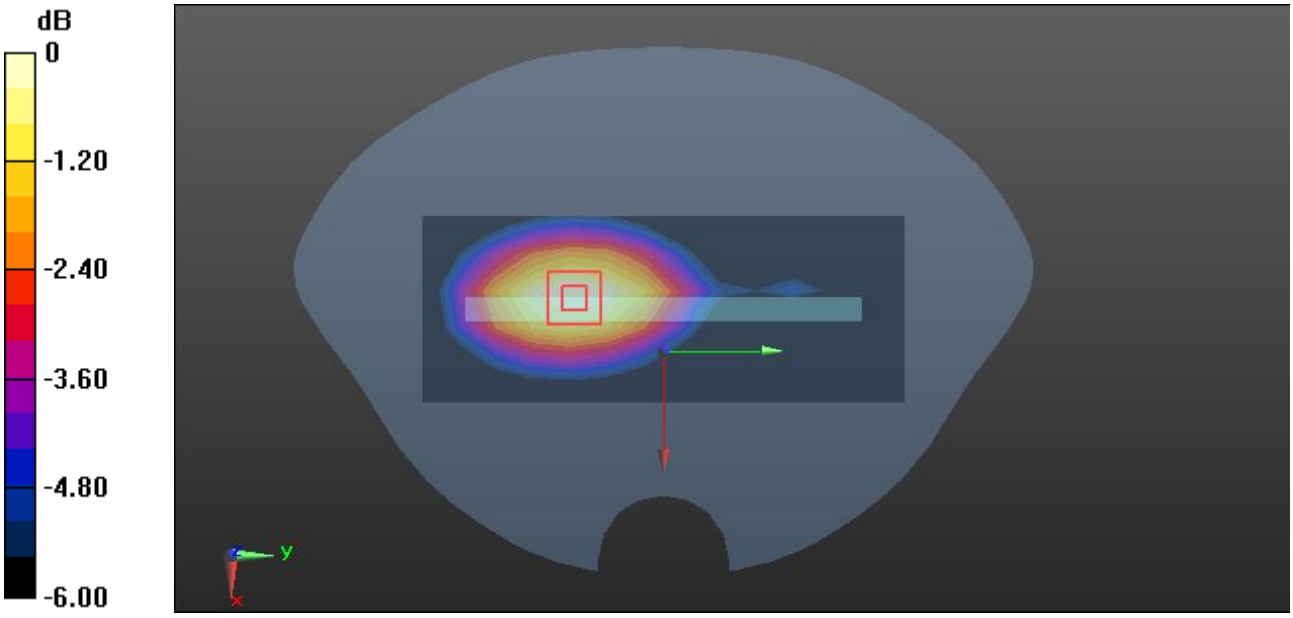

0 dB = 0.126 W/kg = -9.00 dBW/kg

Plot 145#: LTE Band 26_50%RB_Mid_Body Left

DUT: Mobile Phone ; Type: X6528; Serial: 2CFS-1

Communication System: Generic FDD-LTE; Frequency: 831.5 MHz;Duty Cycle: 1:1
Medium parameters used: f = 831.5 MHz; σ = 0.893 S/m; ε_r = 41.832; ρ = 1000 kg/m^3
Phantom section: Flat Section

DASY5 Configuration:

- Probe: ES3DV3 - SN3157; ConvF(6.48, 6.48, 6.48) @ 831.5 MHz; Calibrated: 2023/4/10
- Sensor-Surface: 3mm (Mechanical Surface Detection)
- Electronics: DAE4 Sn1493; Calibrated: 2023/3/17
- Phantom: Twin SAM; Type: Twin SAM V5.0; Serial: TP:1412
- Measurement SW: DASY52, Version 52.10 (2); SEMCAD X Version 14.6.12 (7470)

Area Scan (6x14x1): Measurement grid: dx=15mm, dy=15mm
Maximum value of SAR (measured) = 0.0816 W/kg

Zoom Scan (5x5x7)/Cube 0: Measurement grid: dx=8mm, dy=8mm, dz=5mm
Reference Value = 7.310 V/m; Power Drift = -0.13 dB
Peak SAR (extrapolated) = 0.111 W/kg
SAR(1 g) = 0.078 W/kg; SAR(10 g) = 0.053 W/kg
Maximum value of SAR (measured) = 0.0829 W/kg

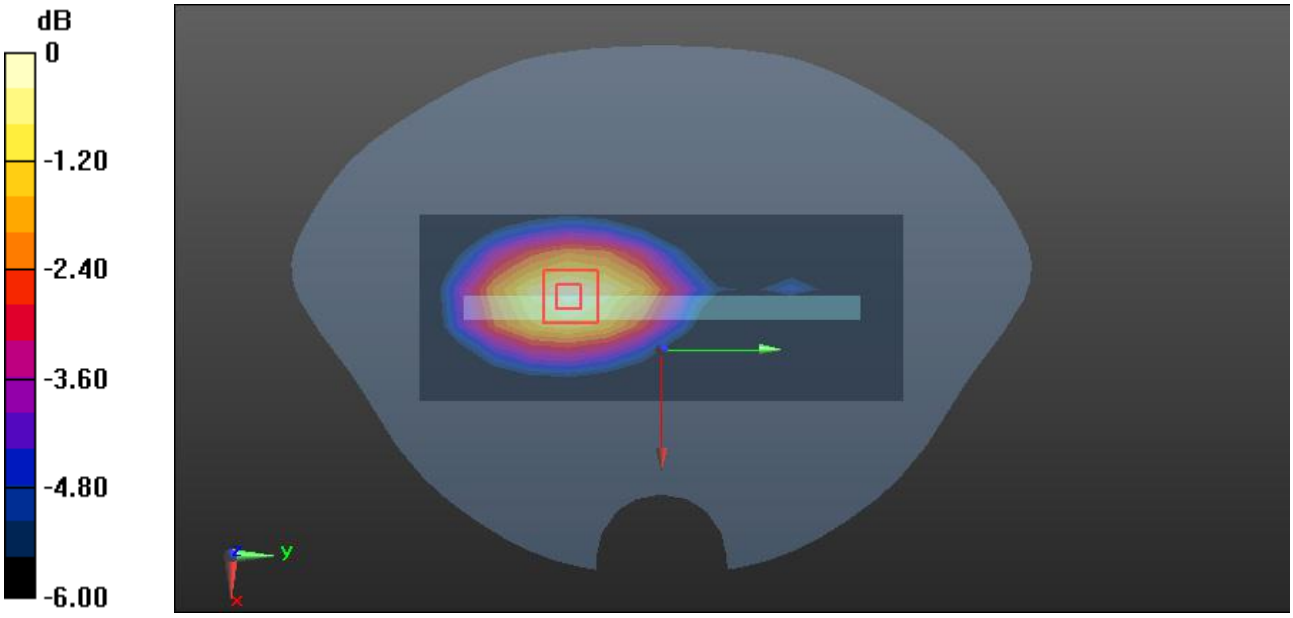

0 dB = 0.0829 W/kg = -10.81 dBW/kg

Plot 146#: LTE Band 26_1RB_Mid_Body Top

DUT: Mobile Phone ; Type: X6528; Serial: 2CFS-1

Communication System: Generic FDD-LTE; Frequency: 831.5 MHz;Duty Cycle: 1:1
Medium parameters used: f = 831.5 MHz; σ = 0.893 S/m; ε_r = 41.832; ρ = 1000 kg/m^3
Phantom section: Flat Section

DASY5 Configuration:

- Probe: ES3DV3 - SN3157; ConvF(6.48, 6.48, 6.48) @ 831.5 MHz; Calibrated: 2023/4/10
- Sensor-Surface: 3mm (Mechanical Surface Detection)
- Electronics: DAE4 Sn1493; Calibrated: 2023/3/17
- Phantom: Twin SAM; Type: Twin SAM V5.0; Serial: TP:1412
- Measurement SW: DASY52, Version 52.10 (2); SEMCAD X Version 14.6.12 (7470)

Area Scan (6x10x1): Measurement grid: dx=15mm, dy=15mm
Maximum value of SAR (measured) = 0.208 W/kg

Zoom Scan (5x5x7)/Cube 0: Measurement grid: dx=8mm, dy=8mm, dz=5mm
Reference Value = 15.48 V/m; Power Drift = 0.17 dB
Peak SAR (extrapolated) = 0.320 W/kg
SAR(1 g) = 0.200 W/kg; SAR(10 g) = 0.125 W/kg
Maximum value of SAR (measured) = 0.219 W/kg

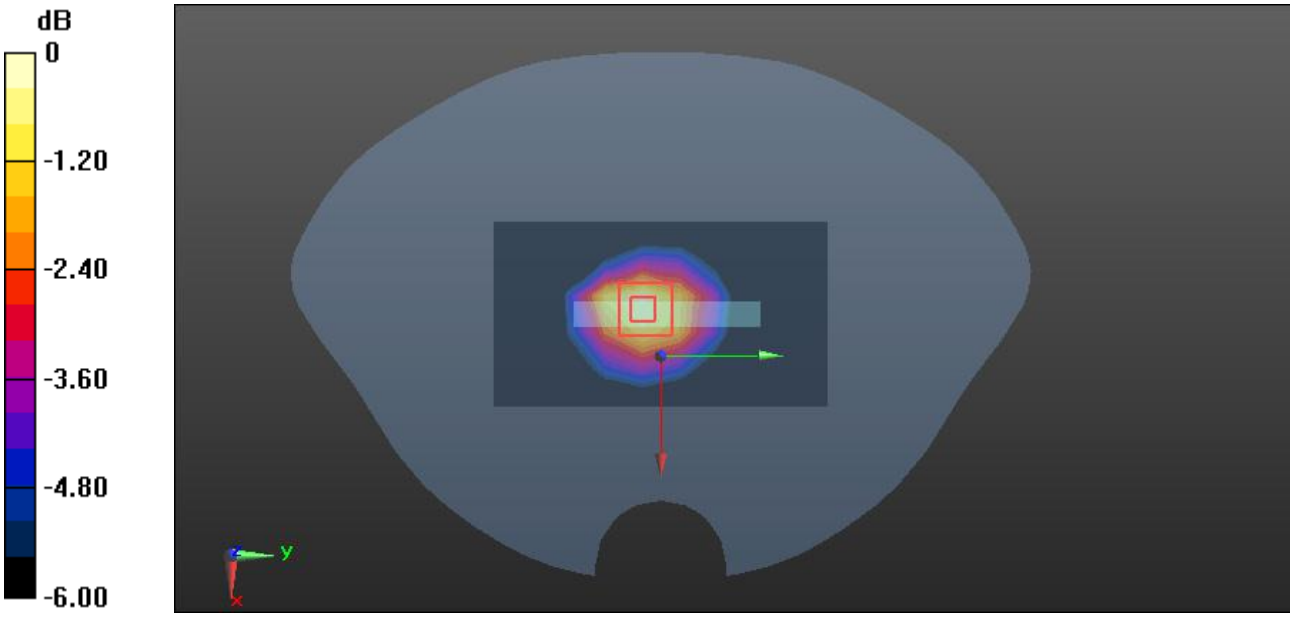

0 dB = 0.219 W/kg = -6.60 dBW/kg

Plot 147#: LTE Band 26_50%RB_Mid_Body Top

DUT: Mobile Phone ; Type: X6528; Serial: 2CFS-1

Communication System: Generic FDD-LTE; Frequency: 831.5 MHz;Duty Cycle: 1:1
Medium parameters used: f = 831.5 MHz; σ = 0.893 S/m; ε_r = 41.832; ρ = 1000 kg/m^3
Phantom section: Flat Section

DASY5 Configuration:

- Probe: ES3DV3 - SN3157; ConvF(6.48, 6.48, 6.48) @ 831.5 MHz; Calibrated: 2023/4/10
- Sensor-Surface: 3mm (Mechanical Surface Detection)
- Electronics: DAE4 Sn1493; Calibrated: 2023/3/17
- Phantom: Twin SAM; Type: Twin SAM V5.0; Serial: TP:1412
- Measurement SW: DASY52, Version 52.10 (2); SEMCAD X Version 14.6.12 (7470)

Area Scan (6x10x1): Measurement grid: dx=15mm, dy=15mm
Maximum value of SAR (measured) = 0.143 W/kg

Zoom Scan (5x5x7)/Cube 0: Measurement grid: dx=8mm, dy=8mm, dz=5mm
Reference Value = 12.82 V/m; Power Drift = -0.16 dB
Peak SAR (extrapolated) = 0.222 W/kg
SAR(1 g) = 0.139 W/kg; SAR(10 g) = 0.087 W/kg
Maximum value of SAR (measured) = 0.151 W/kg

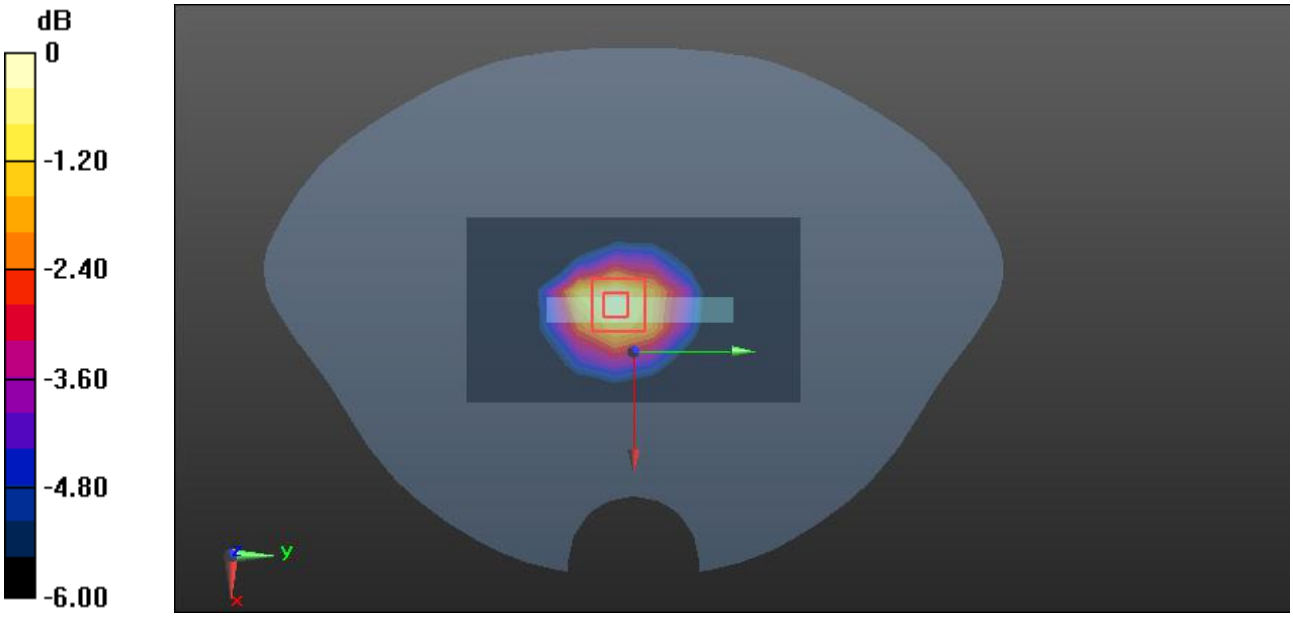

0 dB = 0.151 W/kg = -8.21 dBW/kg

Plot 148#: LTE Band 40A_1RB_Mid_Head Left Cheek

DUT: Mobile Phone ; Type: X6528; Serial: 2CFS-1

Communication System: TDD-LTE; Frequency: 2310 MHz;Duty Cycle: 1:3.33
Medium parameters used: f = 2310 MHz; σ = 1.732 S/m; ε_r = 39.072; ρ = 1000 kg/m^3
Phantom section: Left Section

DASY5 Configuration:

- Probe: ES3DV3 - SN3157; ConvF(4.96, 4.96, 4.96) @ 2310 MHz; Calibrated: 2023/4/10
- Sensor-Surface: 3mm (Mechanical Surface Detection)
- Electronics: DAE4 Sn1493; Calibrated: 2023/3/17
- Phantom: Twin SAM; Type: Twin SAM V5.0; Serial: TP:1412
- Measurement SW: DASY52, Version 52.10 (2); SEMCAD X Version 14.6.12 (7470)

Area Scan (9x11x1): Measurement grid: dx=12mm, dy=12mm
Maximum value of SAR (measured) = 0.294 W/kg

Zoom Scan (5x5x7)/Cube 0: Measurement grid: dx=8mm, dy=8mm, dz=5mm
Reference Value = 8.084 V/m; Power Drift = -0.02 dB
Peak SAR (extrapolated) = 0.557 W/kg
SAR(1 g) = 0.269 W/kg; SAR(10 g) = 0.128 W/kg
Maximum value of SAR (measured) = 0.353 W/kg



0 dB = 0.353 W/kg = -4.52 dBW/kg

Plot 149#: LTE Band 40A_50%RB_Mid_Head Left Cheek

DUT: Mobile Phone ; Type: X6528; Serial: 2CFS-1

Communication System: TDD-LTE; Frequency: 2310 MHz;Duty Cycle: 1:3.33
Medium parameters used: f = 2310 MHz; σ = 1.732 S/m; ε_r = 39.072; ρ = 1000 kg/m^3
Phantom section: Left Section

DASY5 Configuration:

- Probe: ES3DV3 - SN3157; ConvF(4.96, 4.96, 4.96) @ 2310 MHz; Calibrated: 2023/4/10
- Sensor-Surface: 3mm (Mechanical Surface Detection)
- Electronics: DAE4 Sn1493; Calibrated: 2023/3/17
- Phantom: Twin SAM; Type: Twin SAM V5.0; Serial: TP:1412
- Measurement SW: DASY52, Version 52.10 (2); SEMCAD X Version 14.6.12 (7470)

Area Scan (9x11x1): Measurement grid: dx=12mm, dy=12mm
Maximum value of SAR (measured) = 0.210 W/kg

Zoom Scan (5x5x7)/Cube 0: Measurement grid: dx=8mm, dy=8mm, dz=5mm
Reference Value = 6.768 V/m; Power Drift = -0.09 dB
Peak SAR (extrapolated) = 0.406 W/kg
SAR(1 g) = 0.197 W/kg; SAR(10 g) = 0.092 W/kg
Maximum value of SAR (measured) = 0.258 W/kg



0 dB = 0.258 W/kg = -5.88 dBW/kg

Plot 150#: LTE Band 40A_1RB_Mid_Head Left Tilt

DUT: Mobile Phone ; Type: X6528; Serial: 2CFS-1

Communication System: TDD-LTE; Frequency: 2310 MHz;Duty Cycle: 1:3.33
Medium parameters used: f = 2310 MHz; σ = 1.732 S/m; ε_r = 39.072; ρ = 1000 kg/m^3
Phantom section: Left Section

DASY5 Configuration:

- Probe: ES3DV3 - SN3157; ConvF(4.96, 4.96, 4.96) @ 2310 MHz; Calibrated: 2023/4/10
- Sensor-Surface: 3mm (Mechanical Surface Detection)
- Electronics: DAE4 Sn1493; Calibrated: 2023/3/17
- Phantom: Twin SAM; Type: Twin SAM V5.0; Serial: TP:1412
- Measurement SW: DASY52, Version 52.10 (2); SEMCAD X Version 14.6.12 (7470)

Area Scan (9x11x1): Measurement grid: dx=12mm, dy=12mm
Maximum value of SAR (measured) = 0.480 W/kg

Zoom Scan (5x5x7)/Cube 0: Measurement grid: dx=8mm, dy=8mm, dz=5mm
Reference Value = 4.608 V/m; Power Drift = 0.15 dB
Peak SAR (extrapolated) = 0.765 W/kg
SAR(1 g) = 0.383 W/kg; SAR(10 g) = 0.182 W/kg
Maximum value of SAR (measured) = 0.478 W/kg



0 dB = 0.478 W/kg = -3.21 dBW/kg

Plot 151#: LTE Band 40A_50%RB_Mid_Head Left Tilt

DUT: Mobile Phone ; Type: X6528; Serial: 2CFS-1

Communication System: TDD-LTE; Frequency: 2310 MHz;Duty Cycle: 1:3.33
Medium parameters used: f = 2310 MHz; σ = 1.732 S/m; ε_r = 39.072; ρ = 1000 kg/m^3
Phantom section: Left Section

DASY5 Configuration:

- Probe: ES3DV3 - SN3157; ConvF(4.96, 4.96, 4.96) @ 2310 MHz; Calibrated: 2023/4/10
- Sensor-Surface: 3mm (Mechanical Surface Detection)
- Electronics: DAE4 Sn1493; Calibrated: 2023/3/17
- Phantom: Twin SAM; Type: Twin SAM V5.0; Serial: TP:1412
- Measurement SW: DASY52, Version 52.10 (2); SEMCAD X Version 14.6.12 (7470)

Area Scan (9x11x1): Measurement grid: dx=12mm, dy=12mm
Maximum value of SAR (measured) = 0.351 W/kg

Zoom Scan (5x5x7)/Cube 0: Measurement grid: dx=8mm, dy=8mm, dz=5mm
Reference Value = 3.828 V/m; Power Drift = 0.10 dB
Peak SAR (extrapolated) = 0.566 W/kg
SAR(1 g) = 0.277 W/kg; SAR(10 g) = 0.131 W/kg
Maximum value of SAR (measured) = 0.353 W/kg



0 dB = 0.353 W/kg = -4.52 dBW/kg

Plot 152#: LTE Band 40A_1RB_Mid_Head Right Cheek

DUT: Mobile Phone ; Type: X6528; Serial: 2CFS-1

Communication System: TDD-LTE; Frequency: 2310 MHz;Duty Cycle: 1:3.33
Medium parameters used: f = 2310 MHz; σ = 1.732 S/m; ε_r = 39.072; ρ = 1000 kg/m^3
Phantom section: Right Section

DASY5 Configuration:

- Probe: ES3DV3 - SN3157; ConvF(4.96, 4.96, 4.96) @ 2310 MHz; Calibrated: 2023/4/10
- Sensor-Surface: 3mm (Mechanical Surface Detection)
- Electronics: DAE4 Sn1493; Calibrated: 2023/3/17
- Phantom: Twin SAM; Type: Twin SAM V5.0; Serial: TP:1412
- Measurement SW: DASY52, Version 52.10 (2); SEMCAD X Version 14.6.12 (7470)

Area Scan (9x11x1): Measurement grid: dx=12mm, dy=12mm
Maximum value of SAR (measured) = 0.594 W/kg

Zoom Scan (5x5x7)/Cube 0: Measurement grid: dx=8mm, dy=8mm, dz=5mm
Reference Value = 4.830 V/m; Power Drift = -0.09 dB
Peak SAR (extrapolated) = 0.965 W/kg
SAR(1 g) = 0.443 W/kg; SAR(10 g) = 0.197 W/kg
Maximum value of SAR (measured) = 0.603 W/kg

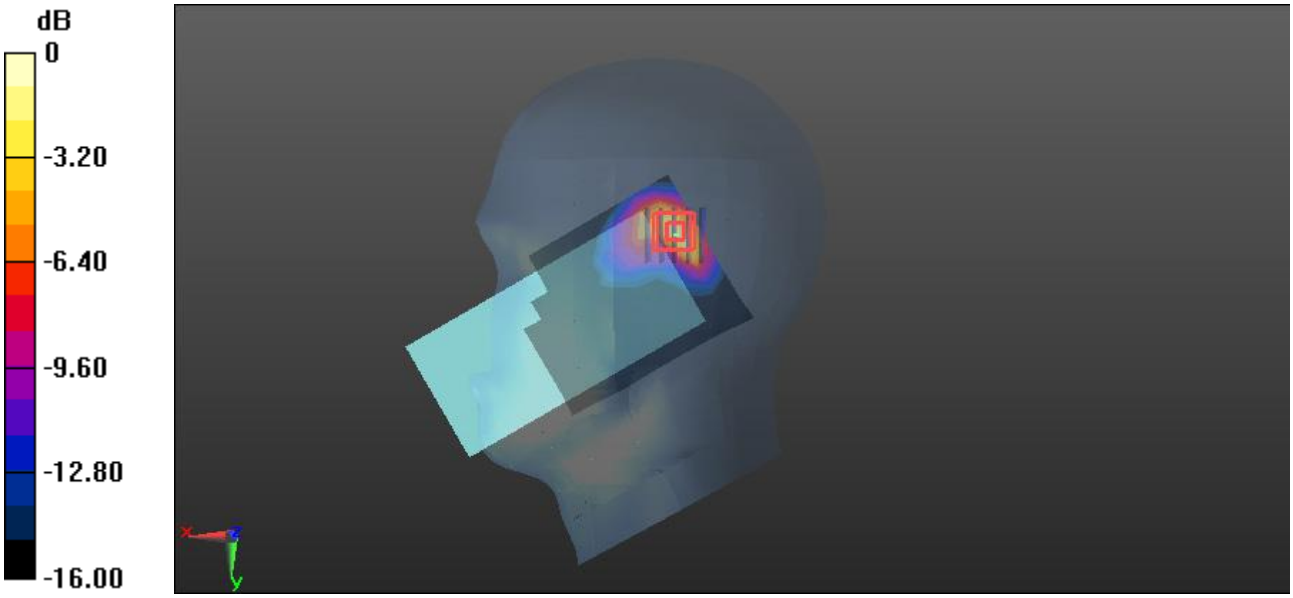

0 dB = 0.603 W/kg = -2.20 dBW/kg

Plot 153#: LTE Band 40A_50%RB_Mid_Head Right Cheek

DUT: Mobile Phone ; Type: X6528; Serial: 2CFS-1

Communication System: TDD-LTE; Frequency: 2310 MHz;Duty Cycle: 1:3.33
Medium parameters used: f = 2310 MHz; σ = 1.732 S/m; ε_r = 39.072; ρ = 1000 kg/m^3
Phantom section: Right Section

DASY5 Configuration:

- Probe: ES3DV3 - SN3157; ConvF(4.96, 4.96, 4.96) @ 2310 MHz; Calibrated: 2023/4/10
- Sensor-Surface: 3mm (Mechanical Surface Detection)
- Electronics: DAE4 Sn1493; Calibrated: 2023/3/17
- Phantom: Twin SAM; Type: Twin SAM V5.0; Serial: TP:1412
- Measurement SW: DASY52, Version 52.10 (2); SEMCAD X Version 14.6.12 (7470)

Area Scan (9x11x1): Measurement grid: dx=12mm, dy=12mm
Maximum value of SAR (measured) = 0.442 W/kg

Zoom Scan (5x5x7)/Cube 0: Measurement grid: dx=8mm, dy=8mm, dz=5mm
Reference Value = 3.994 V/m; Power Drift = 0.07 dB
Peak SAR (extrapolated) = 0.745 W/kg
SAR(1 g) = 0.335 W/kg; SAR(10 g) = 0.148 W/kg
Maximum value of SAR (measured) = 0.455 W/kg



0 dB = 0.455 W/kg = -3.42 dBW/kg

Plot 154#: LTE Band 40A_1RB_Mid_Head Right Tilt

DUT: Mobile Phone ; Type: X6528; Serial: 2CFS-1

Communication System: TDD-LTE; Frequency: 2310 MHz;Duty Cycle: 1:3.33
Medium parameters used: f = 2310 MHz; σ = 1.732 S/m; ε_r = 39.072; ρ = 1000 kg/m^3
Phantom section: Right Section

DASY5 Configuration:

- Probe: ES3DV3 - SN3157; ConvF(4.96, 4.96, 4.96) @ 2310 MHz; Calibrated: 2023/4/10
- Sensor-Surface: 3mm (Mechanical Surface Detection)
- Electronics: DAE4 Sn1493; Calibrated: 2023/3/17
- Phantom: Twin SAM; Type: Twin SAM V5.0; Serial: TP:1412
- Measurement SW: DASY52, Version 52.10 (2); SEMCAD X Version 14.6.12 (7470)

Area Scan (9x11x1): Measurement grid: dx=12mm, dy=12mm
Maximum value of SAR (measured) = 0.538 W/kg

Zoom Scan (5x5x7)/Cube 0: Measurement grid: dx=8mm, dy=8mm, dz=5mm
Reference Value = 3.135 V/m; Power Drift = -0.10 dB
Peak SAR (extrapolated) = 1.33 W/kg
SAR(1 g) = 0.596 W/kg; SAR(10 g) = 0.257 W/kg
Maximum value of SAR (measured) = 0.836 W/kg



0 dB = 0.836 W/kg = -0.78 dBW/kg

Plot 155#: LTE Band 40A_50%RB_Mid_Head Right Tilt

DUT: Mobile Phone ; Type: X6528; Serial: 2CFS-1

Communication System: TDD-LTE; Frequency: 2310 MHz;Duty Cycle: 1:3.33
Medium parameters used: f = 2310 MHz; σ = 1.732 S/m; ε_r = 39.072; ρ = 1000 kg/m^3
Phantom section: Right Section

DASY5 Configuration:

- Probe: ES3DV3 - SN3157; ConvF(4.96, 4.96, 4.96) @ 2310 MHz; Calibrated: 2023/4/10
- Sensor-Surface: 3mm (Mechanical Surface Detection)
- Electronics: DAE4 Sn1493; Calibrated: 2023/3/17
- Phantom: Twin SAM; Type: Twin SAM V5.0; Serial: TP:1412
- Measurement SW: DASY52, Version 52.10 (2); SEMCAD X Version 14.6.12 (7470)

Area Scan (9x11x1): Measurement grid: dx=12mm, dy=12mm
Maximum value of SAR (measured) = 0.510 W/kg

Zoom Scan (5x5x7)/Cube 0: Measurement grid: dx=8mm, dy=8mm, dz=5mm
Reference Value = 2.192 V/m; Power Drift = -0.16 dB
Peak SAR (extrapolated) = 0.874 W/kg
SAR(1 g) = 0.400 W/kg; SAR(10 g) = 0.173 W/kg
Maximum value of SAR (measured) = 0.550 W/kg



0 dB = 0.550 W/kg = -2.60 dBW/kg

Plot 156#: LTE Band 40A_1RB_Mid_Body Front

DUT: Mobile Phone ; Type: X6528; Serial: 2CFS-1

Communication System: TDD-LTE; Frequency: 2310 MHz;Duty Cycle: 1:3.33
Medium parameters used: f = 2310 MHz; σ = 1.732 S/m; ε_r = 39.072; ρ = 1000 kg/m^3
Phantom section: Flat Section

DASY5 Configuration:

- Probe: ES3DV3 - SN3157; ConvF(4.96, 4.96, 4.96) @ 2310 MHz; Calibrated: 2023/4/10
- Sensor-Surface: 3mm (Mechanical Surface Detection)
- Electronics: DAE4 Sn1493; Calibrated: 2023/3/17
- Phantom: Twin SAM; Type: Twin SAM V5.0; Serial: TP:1412
- Measurement SW: DASY52, Version 52.10 (2); SEMCAD X Version 14.6.12 (7470)

Area Scan (10x17x1): Measurement grid: dx=12mm, dy=12mm
Maximum value of SAR (measured) = 0.0812 W/kg

Zoom Scan (5x5x7)/Cube 0: Measurement grid: dx=8mm, dy=8mm, dz=5mm
Reference Value = 1.161 V/m; Power Drift = -0.19 dB
Peak SAR (extrapolated) = 0.157 W/kg
SAR(1 g) = 0.080 W/kg; SAR(10 g) = 0.039 W/kg
Maximum value of SAR (measured) = 0.102 W/kg

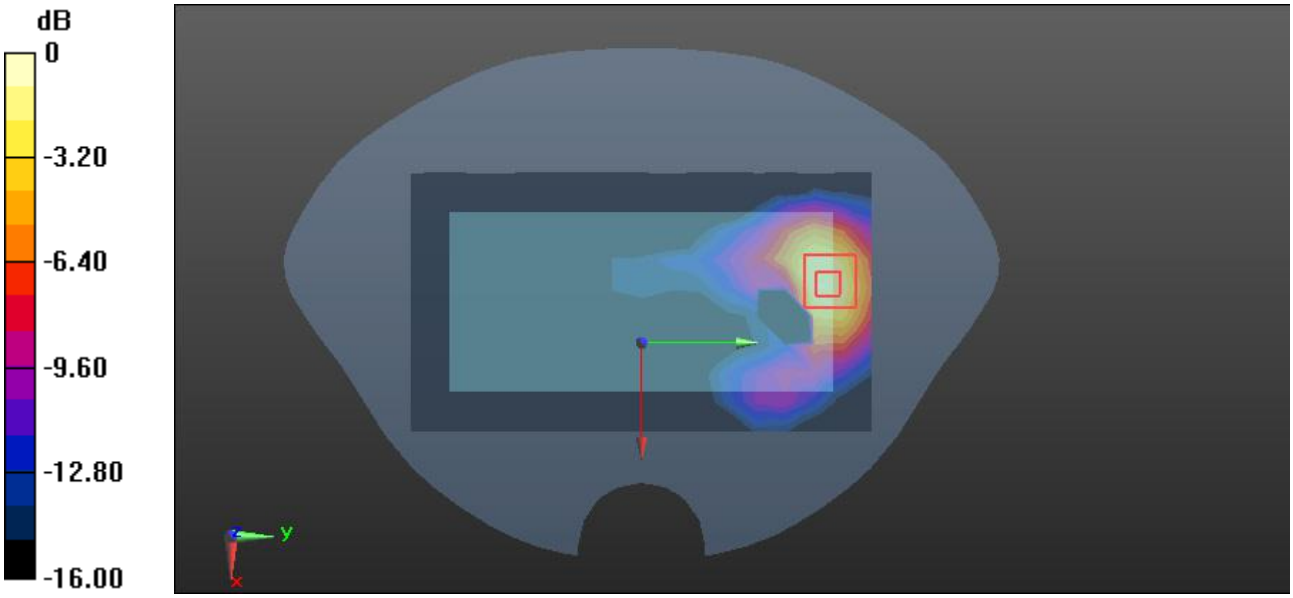

0 dB = 0.102 W/kg = -9.91 dBW/kg

Plot 157#: LTE Band 40A_50%RB_Mid_Body Front

DUT: Mobile Phone ; Type: X6528; Serial: 2CFS-1

Communication System: TDD-LTE; Frequency: 2310 MHz;Duty Cycle: 1:3.33
Medium parameters used: f = 2310 MHz; σ = 1.732 S/m; ε_r = 39.072; ρ = 1000 kg/m^3
Phantom section: Flat Section

DASY5 Configuration:

- Probe: ES3DV3 - SN3157; ConvF(4.96, 4.96, 4.96) @ 2310 MHz; Calibrated: 2023/4/10
- Sensor-Surface: 3mm (Mechanical Surface Detection)
- Electronics: DAE4 Sn1493; Calibrated: 2023/3/17
- Phantom: Twin SAM; Type: Twin SAM V5.0; Serial: TP:1412
- Measurement SW: DASY52, Version 52.10 (2); SEMCAD X Version 14.6.12 (7470)

Area Scan (10x17x1): Measurement grid: dx=12mm, dy=12mm
Maximum value of SAR (measured) = 0.0598 W/kg

Zoom Scan (5x5x7)/Cube 0: Measurement grid: dx=8mm, dy=8mm, dz=5mm
Reference Value = 0.8550 V/m; Power Drift = -0.07 dB
Peak SAR (extrapolated) = 0.117 W/kg
SAR(1 g) = 0.060 W/kg; SAR(10 g) = 0.029 W/kg
Maximum value of SAR (measured) = 0.0762 W/kg

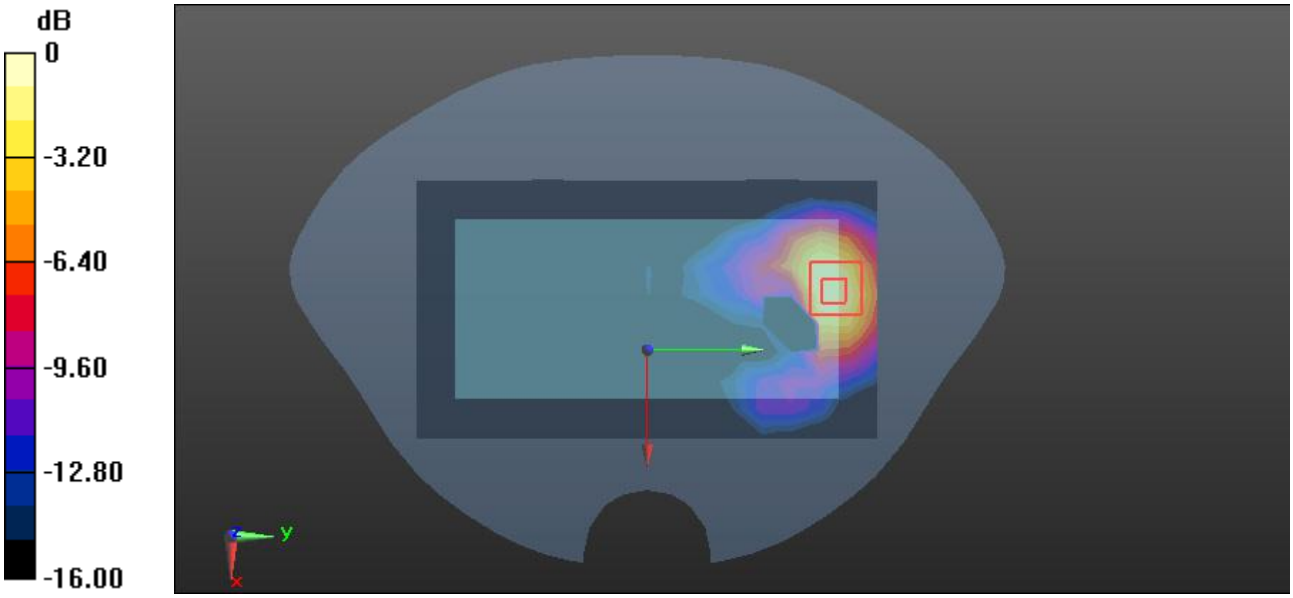

0 dB = 0.0762 W/kg = -11.18 dBW/kg

Plot 158#: LTE Band 40A_1RB_Mid_Body Back

DUT: Mobile Phone ; Type: X6528; Serial: 2CFS-1

Communication System: TDD-LTE; Frequency: 2310 MHz;Duty Cycle: 1:3.33
Medium parameters used: f = 2310 MHz; σ = 1.732 S/m; ε_r = 39.072; ρ = 1000 kg/m^3
Phantom section: Flat Section

DASY5 Configuration:

- Probe: ES3DV3 - SN3157; ConvF(4.96, 4.96, 4.96) @ 2310 MHz; Calibrated: 2023/4/10
- Sensor-Surface: 3mm (Mechanical Surface Detection)
- Electronics: DAE4 Sn1493; Calibrated: 2023/3/17
- Phantom: Twin SAM; Type: Twin SAM V5.0; Serial: TP:1412
- Measurement SW: DASY52, Version 52.10 (2); SEMCAD X Version 14.6.12 (7470)

Area Scan (10x17x1): Measurement grid: dx=12mm, dy=12mm
Maximum value of SAR (measured) = 0.276 W/kg

Zoom Scan (5x5x7)/Cube 0: Measurement grid: dx=8mm, dy=8mm, dz=5mm
Reference Value = 0.3280 V/m; Power Drift = 0.12 dB
Peak SAR (extrapolated) = 0.416 W/kg
SAR(1 g) = 0.212 W/kg; SAR(10 g) = 0.099 W/kg
Maximum value of SAR (measured) = 0.270 W/kg

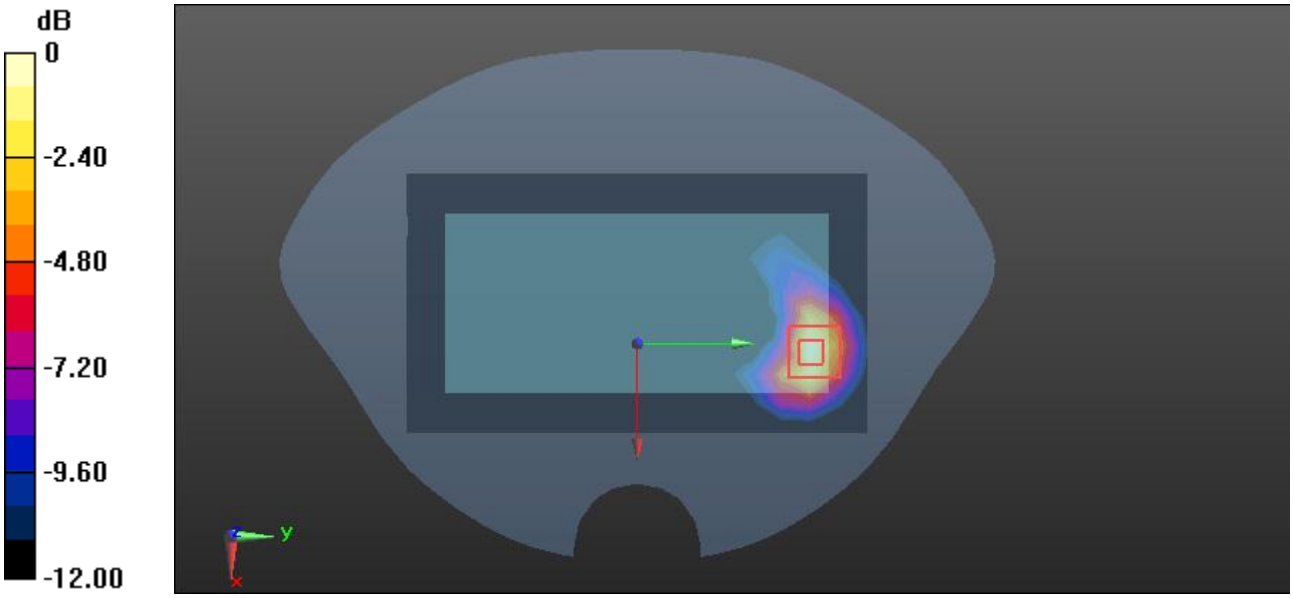

0 dB = 0.270 W/kg = -5.69 dBW/kg

Plot 159#: LTE Band 40A_50%RB_Mid_Body Back

DUT: Mobile Phone ; Type: X6528; Serial: 2CFS-1

Communication System: TDD-LTE; Frequency: 2310 MHz;Duty Cycle: 1:3.33
Medium parameters used: f = 2310 MHz; σ = 1.732 S/m; ε_r = 39.072; ρ = 1000 kg/m^3
Phantom section: Flat Section

DASY5 Configuration:

- Probe: ES3DV3 - SN3157; ConvF(4.96, 4.96, 4.96) @ 2310 MHz; Calibrated: 2023/4/10
- Sensor-Surface: 3mm (Mechanical Surface Detection)
- Electronics: DAE4 Sn1493; Calibrated: 2023/3/17
- Phantom: Twin SAM; Type: Twin SAM V5.0; Serial: TP:1412
- Measurement SW: DASY52, Version 52.10 (2); SEMCAD X Version 14.6.12 (7470)

Area Scan (10x17x1): Measurement grid: dx=12mm, dy=12mm
Maximum value of SAR (measured) = 0.184 W/kg

Zoom Scan (5x5x7)/Cube 0: Measurement grid: dx=8mm, dy=8mm, dz=5mm
Reference Value = 0.1830 V/m; Power Drift = -0.08 dB
Peak SAR (extrapolated) = 0.296 W/kg
SAR(1 g) = 0.150 W/kg; SAR(10 g) = 0.070 W/kg
Maximum value of SAR (measured) = 0.198 W/kg

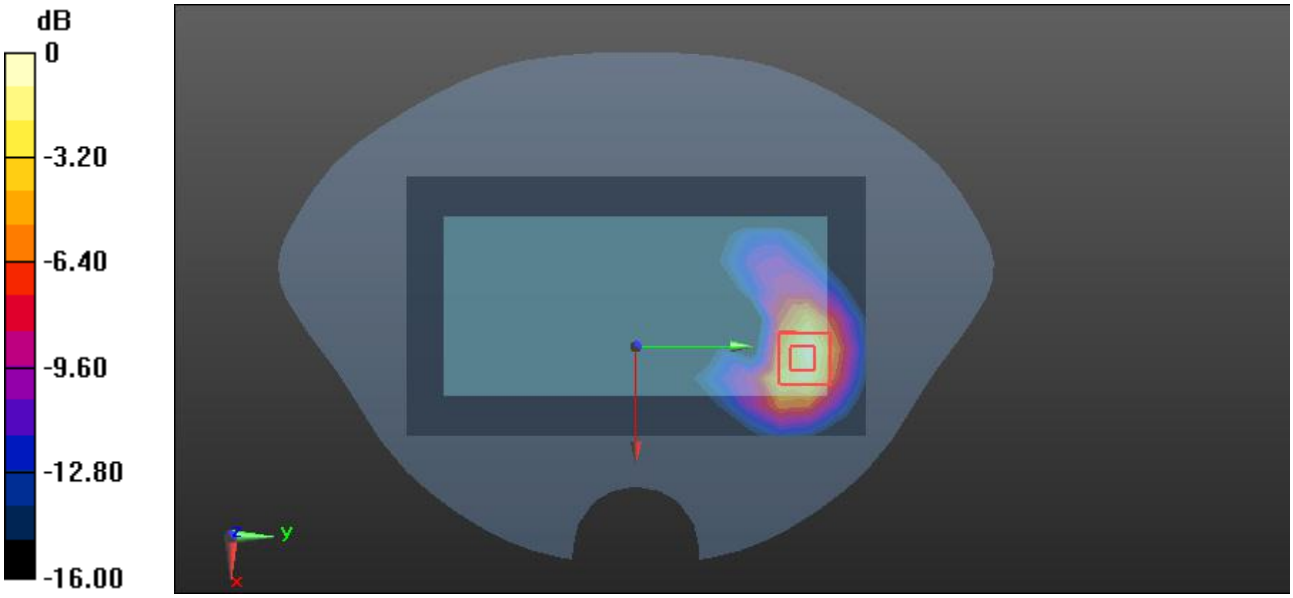

0 dB = 0.198 W/kg = -7.03 dBW/kg

Plot 160#: LTE Band 40A_1RB_Mid_Body Left

DUT: Mobile Phone ; Type: X6528; Serial: 2CFS-1

Communication System: TDD-LTE; Frequency: 2310 MHz;Duty Cycle: 1:3.33
Medium parameters used: f = 2310 MHz; σ = 1.732 S/m; ε_r = 39.072; ρ = 1000 kg/m^3
Phantom section: Flat Section

DASY5 Configuration:

- Probe: ES3DV3 - SN3157; ConvF(4.96, 4.96, 4.96) @ 2310 MHz; Calibrated: 2023/4/10
- Sensor-Surface: 3mm (Mechanical Surface Detection)
- Electronics: DAE4 Sn1493; Calibrated: 2023/3/17
- Phantom: Twin SAM; Type: Twin SAM V5.0; Serial: TP:1412
- Measurement SW: DASY52, Version 52.10 (2); SEMCAD X Version 14.6.12 (7470)

Area Scan (7x17x1): Measurement grid: dx=12mm, dy=12mm
Maximum value of SAR (measured) = 0.0444 W/kg

Zoom Scan (5x5x7)/Cube 0: Measurement grid: dx=8mm, dy=8mm, dz=5mm
Reference Value = 3.366 V/m; Power Drift = -0.11 dB
Peak SAR (extrapolated) = 0.0650 W/kg
SAR(1 g) = 0.036 W/kg; SAR(10 g) = 0.020 W/kg
Maximum value of SAR (measured) = 0.0447 W/kg

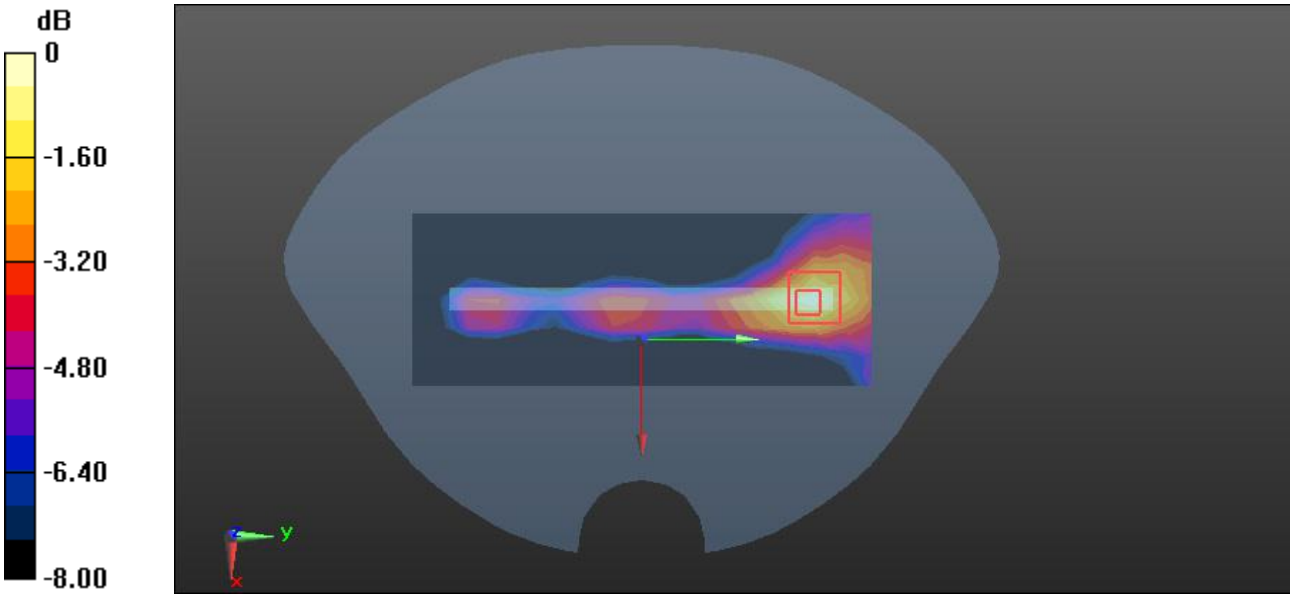

0 dB = 0.0447 W/kg = -13.50 dBW/kg

Plot 161#: LTE Band 40A_50%RB_Mid_Body Left

DUT: Mobile Phone ; Type: X6528; Serial: 2CFS-1

Communication System: TDD-LTE; Frequency: 2310 MHz;Duty Cycle: 1:3.33
Medium parameters used: f = 2310 MHz; σ = 1.732 S/m; ε_r = 39.072; ρ = 1000 kg/m^3
Phantom section: Flat Section

DASY5 Configuration:

- Probe: ES3DV3 - SN3157; ConvF(4.96, 4.96, 4.96) @ 2310 MHz; Calibrated: 2023/4/10
- Sensor-Surface: 3mm (Mechanical Surface Detection)
- Electronics: DAE4 Sn1493; Calibrated: 2023/3/17
- Phantom: Twin SAM; Type: Twin SAM V5.0; Serial: TP:1412
- Measurement SW: DASY52, Version 52.10 (2); SEMCAD X Version 14.6.12 (7470)

Area Scan (7x17x1): Measurement grid: dx=12mm, dy=12mm
Maximum value of SAR (measured) = 0.0376 W/kg

Zoom Scan (5x5x7)/Cube 0: Measurement grid: dx=8mm, dy=8mm, dz=5mm
Reference Value = 3.058 V/m; Power Drift = -0.01 dB
Peak SAR (extrapolated) = 0.0560 W/kg
SAR(1 g) = 0.031 W/kg; SAR(10 g) = 0.017 W/kg
Maximum value of SAR (measured) = 0.0383 W/kg

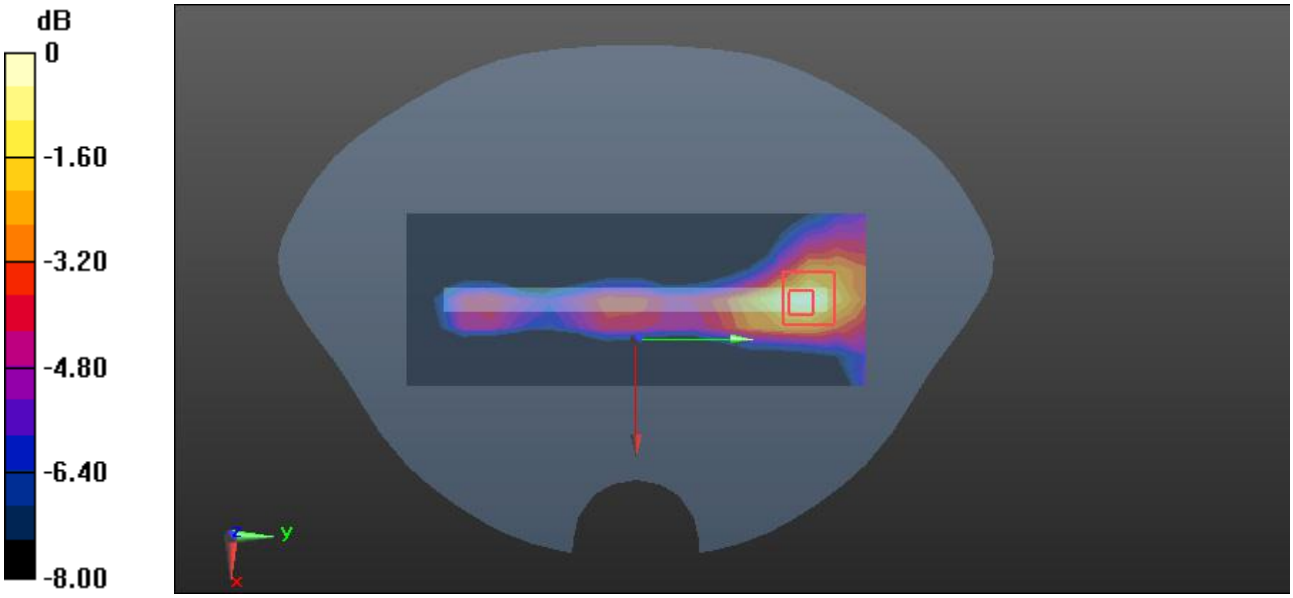

0 dB = 0.0383 W/kg = -14.17 dBW/kg

Plot 162#: LTE Band 40A_1RB_Mid_Body Top

DUT: Mobile Phone ; Type: X6528; Serial: 2CFS-1

Communication System: TDD-LTE; Frequency: 2310 MHz;Duty Cycle: 1:3.33
Medium parameters used: f = 2310 MHz; σ = 1.732 S/m; ε_r = 39.072; ρ = 1000 kg/m^3
Phantom section: Flat Section

DASY5 Configuration:

- Probe: ES3DV3 - SN3157; ConvF(4.96, 4.96, 4.96) @ 2310 MHz; Calibrated: 2023/4/10
- Sensor-Surface: 3mm (Mechanical Surface Detection)
- Electronics: DAE4 Sn1493; Calibrated: 2023/3/17
- Phantom: Twin SAM; Type: Twin SAM V5.0; Serial: TP:1412
- Measurement SW: DASY52, Version 52.10 (2); SEMCAD X Version 14.6.12 (7470)

Area Scan (7x12x1): Measurement grid: dx=12mm, dy=12mm
Maximum value of SAR (measured) = 0.372 W/kg

Zoom Scan (5x5x7)/Cube 0: Measurement grid: dx=8mm, dy=8mm, dz=5mm
Reference Value = 6.383 V/m; Power Drift = -0.10 dB
Peak SAR (extrapolated) = 0.754 W/kg
SAR(1 g) = 0.363 W/kg; SAR(10 g) = 0.160 W/kg
Maximum value of SAR (measured) = 0.487 W/kg

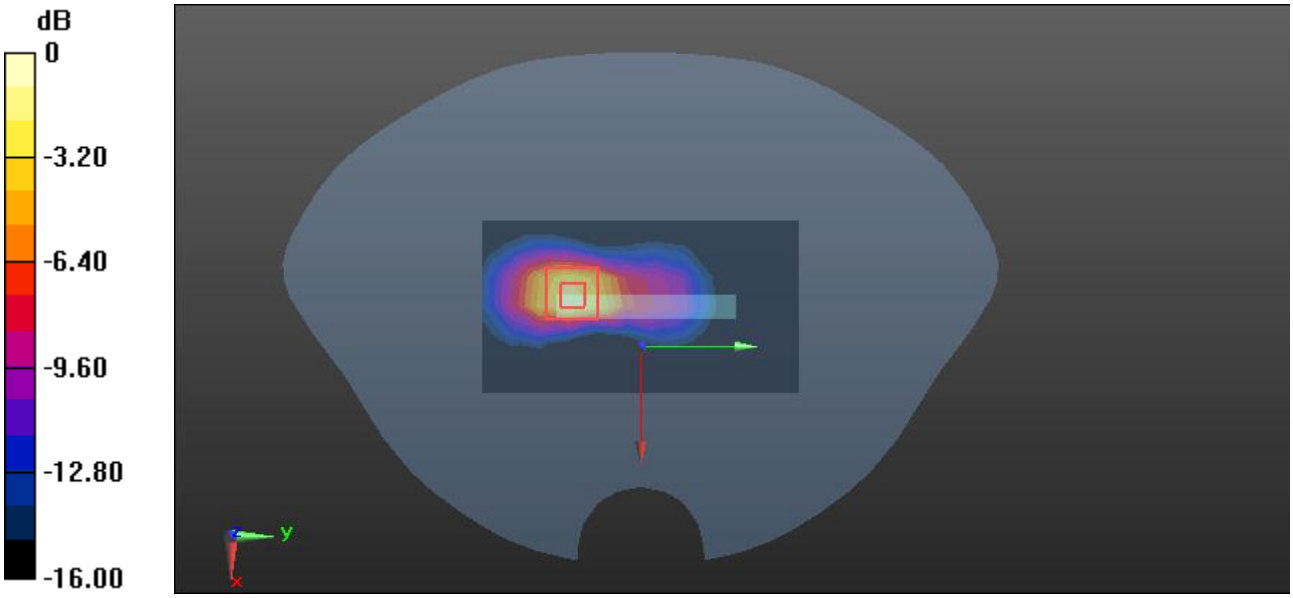

0 dB = 0.487 W/kg = -3.12 dBW/kg

Plot 163#: LTE Band 40A_50%RB_Mid_Body Top

DUT: Mobile Phone ; Type: X6528; Serial: 2CFS-1

Communication System: TDD-LTE; Frequency: 2310 MHz;Duty Cycle: 1:3.33
Medium parameters used: f = 2310 MHz; σ = 1.732 S/m; ε_r = 39.072; ρ = 1000 kg/m^3
Phantom section: Flat Section

DASY5 Configuration:

- Probe: ES3DV3 - SN3157; ConvF(4.96, 4.96, 4.96) @ 2310 MHz; Calibrated: 2023/4/10
- Sensor-Surface: 3mm (Mechanical Surface Detection)
- Electronics: DAE4 Sn1493; Calibrated: 2023/3/17
- Phantom: Twin SAM; Type: Twin SAM V5.0; Serial: TP:1412
- Measurement SW: DASY52, Version 52.10 (2); SEMCAD X Version 14.6.12 (7470)

Area Scan (7x12x1): Measurement grid: dx=12mm, dy=12mm
Maximum value of SAR (measured) = 0.260 W/kg

Zoom Scan (5x5x7)/Cube 0: Measurement grid: dx=8mm, dy=8mm, dz=5mm
Reference Value = 5.160 V/m; Power Drift = -0.06 dB
Peak SAR (extrapolated) = 0.540 W/kg
SAR(1 g) = 0.257 W/kg; SAR(10 g) = 0.113 W/kg
Maximum value of SAR (measured) = 0.348 W/kg

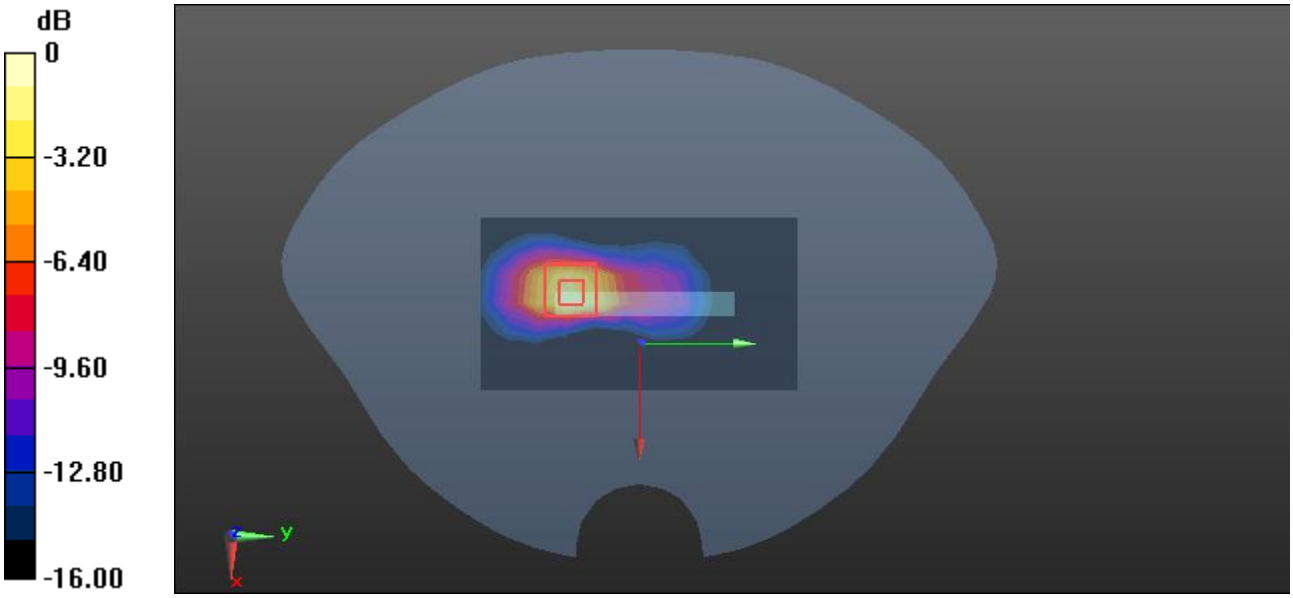

0 dB = 0.348 W/kg = -4.58 dBW/kg

Plot 164#: LTE Band 40B_1RB_Mid_Head Left Cheek

DUT: Mobile Phone ; Type: X6528; Serial: 2CFS-1

Communication System: TDD-LTE; Frequency: 2355 MHz;Duty Cycle: 1:3.33

Medium parameters used: f = 2355 MHz; σ = 1.782 S/m; ε_r = 38.958; ρ = 1000 kg/m^3

Phantom section: Left Section

DASY5 Configuration:

- Probe: ES3DV3 - SN3157; ConvF(4.96, 4.96, 4.96) @ 2355 MHz; Calibrated: 2023/4/10
- Sensor-Surface: 3mm (Mechanical Surface Detection)
- Electronics: DAE4 Sn1493; Calibrated: 2023/3/17
- Phantom: Twin SAM; Type: Twin SAM V5.0; Serial: TP:1412
- Measurement SW: DASY52, Version 52.10 (2); SEMCAD X Version 14.6.12 (7470)

Area Scan (9x11x1): Measurement grid: dx=12mm, dy=12mm

Maximum value of SAR (measured) = 0.397 W/kg

Zoom Scan (5x5x7)/Cube 0: Measurement grid: dx=8mm, dy=8mm, dz=5mm

Reference Value = 8.452 V/m; Power Drift = -0.18 dB

Peak SAR (extrapolated) = 0.747 W/kg

SAR(1 g) = 0.371 W/kg; SAR(10 g) = 0.177 W/kg

Maximum value of SAR (measured) = 0.484 W/kg



0 dB = 0.484 W/kg = -3.15 dBW/kg

Plot 165#: LTE Band 40B_50%RB_Mid_Head Left Cheek

DUT: Mobile Phone ; Type: X6528; Serial: 2CFS-1

Communication System: TDD-LTE; Frequency: 2355 MHz;Duty Cycle: 1:3.33

Medium parameters used: f = 2355 MHz; σ = 1.782 S/m; ε_r = 38.958; ρ = 1000 kg/m^3

Phantom section: Left Section

DASY5 Configuration:

- Probe: ES3DV3 - SN3157; ConvF(4.96, 4.96, 4.96) @ 2355 MHz; Calibrated: 2023/4/10
- Sensor-Surface: 3mm (Mechanical Surface Detection)
- Electronics: DAE4 Sn1493; Calibrated: 2023/3/17
- Phantom: Twin SAM; Type: Twin SAM V5.0; Serial: TP:1412
- Measurement SW: DASY52, Version 52.10 (2); SEMCAD X Version 14.6.12 (7470)

Area Scan (9x11x1): Measurement grid: dx=12mm, dy=12mm

Maximum value of SAR (measured) = 0.291 W/kg

Zoom Scan (5x5x7)/Cube 0: Measurement grid: dx=8mm, dy=8mm, dz=5mm

Reference Value = 7.060 V/m; Power Drift = -0.01 dB

Peak SAR (extrapolated) = 0.597 W/kg

SAR(1 g) = 0.277 W/kg; SAR(10 g) = 0.131 W/kg

Maximum value of SAR (measured) = 0.361 W/kg



0 dB = 0.361 W/kg = -4.42 dBW/kg

Plot 166#: LTE Band 40B_1RB_Mid_Head Left Tilt

DUT: Mobile Phone ; Type: X6528; Serial: 2CFS-1

Communication System: TDD-LTE; Frequency: 2355 MHz;Duty Cycle: 1:3.33

Medium parameters used: f = 2355 MHz; σ = 1.782 S/m; ε_r = 38.958; ρ = 1000 kg/m^3

Phantom section: Left Section

DASY5 Configuration:

- Probe: ES3DV3 - SN3157; ConvF(4.96, 4.96, 4.96) @ 2355 MHz; Calibrated: 2023/4/10
- Sensor-Surface: 3mm (Mechanical Surface Detection)
- Electronics: DAE4 Sn1493; Calibrated: 2023/3/17
- Phantom: Twin SAM; Type: Twin SAM V5.0; Serial: TP:1412
- Measurement SW: DASY52, Version 52.10 (2); SEMCAD X Version 14.6.12 (7470)

Area Scan (9x11x1): Measurement grid: dx=12mm, dy=12mm

Maximum value of SAR (measured) = 0.628 W/kg

Zoom Scan (5x5x7)/Cube 0: Measurement grid: dx=8mm, dy=8mm, dz=5mm

Reference Value = 4.546 V/m; Power Drift = -0.12 dB

Peak SAR (extrapolated) = 0.964 W/kg

SAR(1 g) = 0.479 W/kg; SAR(10 g) = 0.228 W/kg

Maximum value of SAR (measured) = 0.599 W/kg

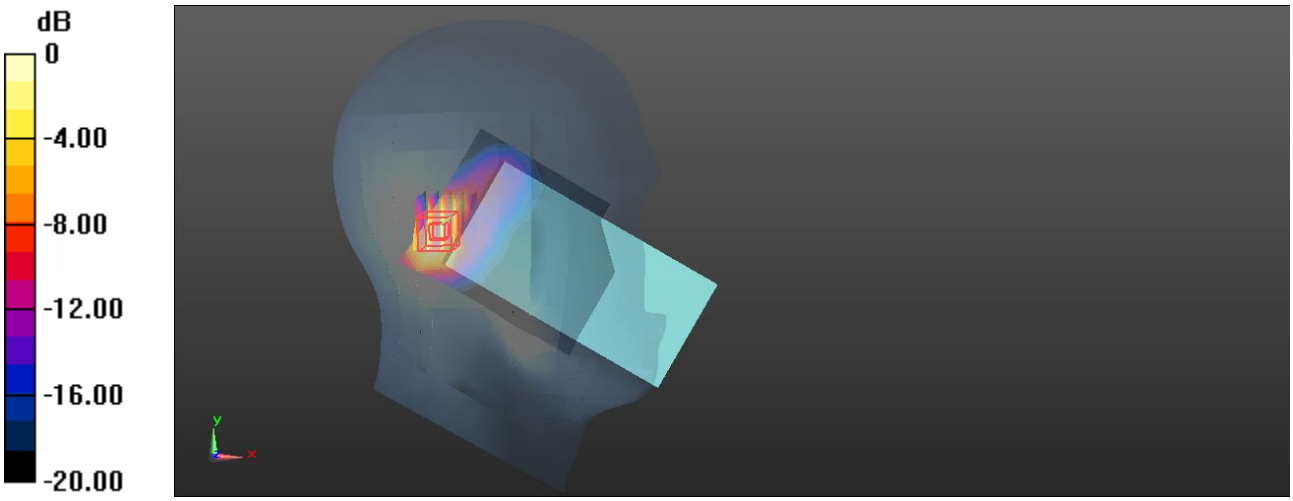

0 dB = 0.599 W/kg = -2.23 dBW/kg

Plot 167#: LTE Band 40B_50%RB_Mid_Head Left Tilt

DUT: Mobile Phone ; Type: X6528; Serial: 2CFS-1

Communication System: TDD-LTE; Frequency: 2355 MHz;Duty Cycle: 1:3.33

Medium parameters used: f = 2355 MHz; σ = 1.782 S/m; ε_r = 38.958; ρ = 1000 kg/m^3

Phantom section: Left Section

DASY5 Configuration:

- Probe: ES3DV3 - SN3157; ConvF(4.96, 4.96, 4.96) @ 2355 MHz; Calibrated: 2023/4/10
- Sensor-Surface: 3mm (Mechanical Surface Detection)
- Electronics: DAE4 Sn1493; Calibrated: 2023/3/17
- Phantom: Twin SAM; Type: Twin SAM V5.0; Serial: TP:1412
- Measurement SW: DASY52, Version 52.10 (2); SEMCAD X Version 14.6.12 (7470)

Area Scan (9x11x1): Measurement grid: dx=12mm, dy=12mm

Maximum value of SAR (measured) = 0.457 W/kg

Zoom Scan (5x5x7)/Cube 0: Measurement grid: dx=8mm, dy=8mm, dz=5mm

Reference Value = 3.651 V/m; Power Drift = 0.15 dB

Peak SAR (extrapolated) = 0.729 W/kg

SAR(1 g) = 0.347 W/kg; SAR(10 g) = 0.162 W/kg

Maximum value of SAR (measured) = 0.420 W/kg



0 dB = 0.420 W/kg = -3.77 dBW/kg

Plot 168#: LTE Band 40B_1RB_Mid_Head Right Cheek

DUT: Mobile Phone ; Type: X6528; Serial: 2CFS-1

Communication System: TDD-LTE; Frequency: 2355 MHz;Duty Cycle: 1:3.33

Medium parameters used: f = 2355 MHz; σ = 1.782 S/m; ε_r = 38.958; ρ = 1000 kg/m^3

Phantom section: Right Section

DASY5 Configuration:

- Probe: ES3DV3 - SN3157; ConvF(4.96, 4.96, 4.96) @ 2355 MHz; Calibrated: 2023/4/10
- Sensor-Surface: 3mm (Mechanical Surface Detection)
- Electronics: DAE4 Sn1493; Calibrated: 2023/3/17
- Phantom: Twin SAM; Type: Twin SAM V5.0; Serial: TP:1412
- Measurement SW: DASY52, Version 52.10 (2); SEMCAD X Version 14.6.12 (7470)

Area Scan (9x11x1): Measurement grid: dx=12mm, dy=12mm

Maximum value of SAR (measured) = 0.806 W/kg

Zoom Scan (5x5x7)/Cube 0: Measurement grid: dx=8mm, dy=8mm, dz=5mm

Reference Value = 4.296 V/m; Power Drift = 0.04 dB

Peak SAR (extrapolated) = 1.34 W/kg

SAR(1 g) = 0.612 W/kg; SAR(10 g) = 0.270 W/kg

Maximum value of SAR (measured) = 0.835 W/kg

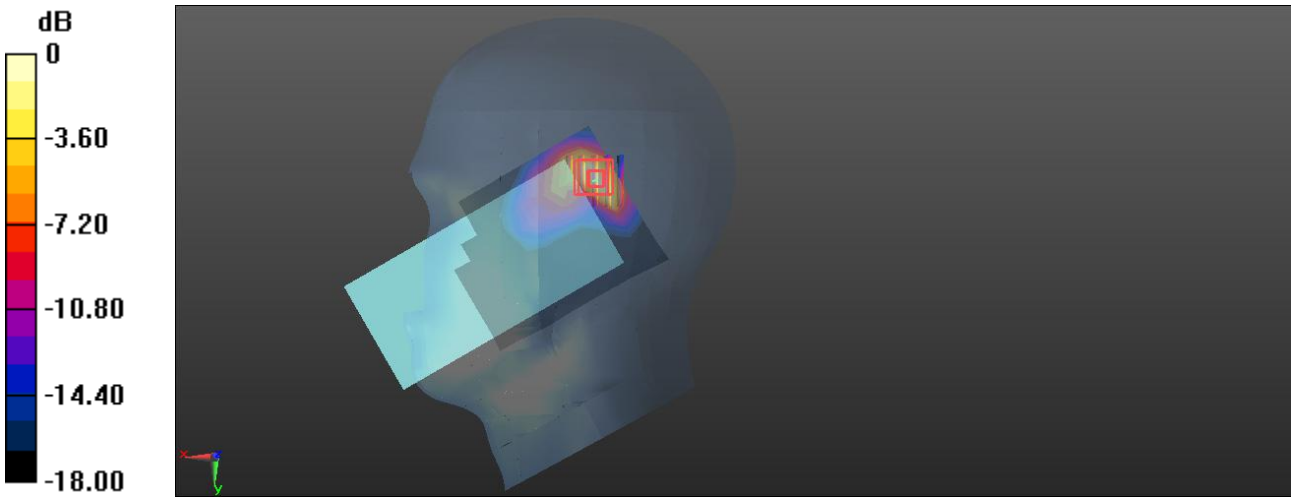

0 dB = 0.835 W/kg = -0.78 dBW/kg

Plot 169#: LTE Band 40B_50%RB_Mid_Head Right Cheek

DUT: Mobile Phone ; Type: X6528; Serial: 2CFS-1

Communication System: TDD-LTE; Frequency: 2355 MHz;Duty Cycle: 1:3.33
Medium parameters used: f = 2355 MHz; σ = 1.782 S/m; ε_r = 38.958; ρ = 1000 kg/m^3
Phantom section: Right Section

DASY5 Configuration:

- Probe: ES3DV3 - SN3157; ConvF(4.96, 4.96, 4.96) @ 2355 MHz; Calibrated: 2023/4/10
- Sensor-Surface: 3mm (Mechanical Surface Detection)
- Electronics: DAE4 Sn1493; Calibrated: 2023/3/17
- Phantom: Twin SAM; Type: Twin SAM V5.0; Serial: TP:1412
- Measurement SW: DASY52, Version 52.10 (2); SEMCAD X Version 14.6.12 (7470)

Area Scan (9x11x1): Measurement grid: dx=12mm, dy=12mm
Maximum value of SAR (measured) = 0.619 W/kg

Zoom Scan (5x5x7)/Cube 0: Measurement grid: dx=8mm, dy=8mm, dz=5mm
Reference Value = 3.618 V/m; Power Drift = 0.10 dB
Peak SAR (extrapolated) = 1.07 W/kg
SAR(1 g) = 0.480 W/kg; SAR(10 g) = 0.211 W/kg
Maximum value of SAR (measured) = 0.650 W/kg



0 dB = 0.650 W/kg = -1.87 dBW/kg

Plot 170#: LTE Band 40B_1RB_Mid_Head Right Tilt

DUT: Mobile Phone ; Type: X6528; Serial: 2CFS-1

Communication System: TDD-LTE; Frequency: 2355 MHz;Duty Cycle: 1:3.33

Medium parameters used: f = 2355 MHz; σ = 1.782 S/m; ε_r = 38.958; ρ = 1000 kg/m^3

Phantom section: Right Section

DASY5 Configuration:

- Probe: ES3DV3 - SN3157; ConvF(4.96, 4.96, 4.96) @ 2355 MHz; Calibrated: 2023/4/10
- Sensor-Surface: 3mm (Mechanical Surface Detection)
- Electronics: DAE4 Sn1493; Calibrated: 2023/3/17
- Phantom: Twin SAM; Type: Twin SAM V5.0; Serial: TP:1412
- Measurement SW: DASY52, Version 52.10 (2); SEMCAD X Version 14.6.12 (7470)

Area Scan (9x11x1): Measurement grid: dx=12mm, dy=12mm

Maximum value of SAR (measured) = 0.935 W/kg

Zoom Scan (5x5x7)/Cube 0: Measurement grid: dx=8mm, dy=8mm, dz=5mm

Reference Value = 2.376 V/m; Power Drift = 0.17 dB

Peak SAR (extrapolated) = 1.58 W/kg

SAR(1 g) = 0.736 W/kg; SAR(10 g) = 0.321 W/kg

Maximum value of SAR (measured) = 0.980 W/kg

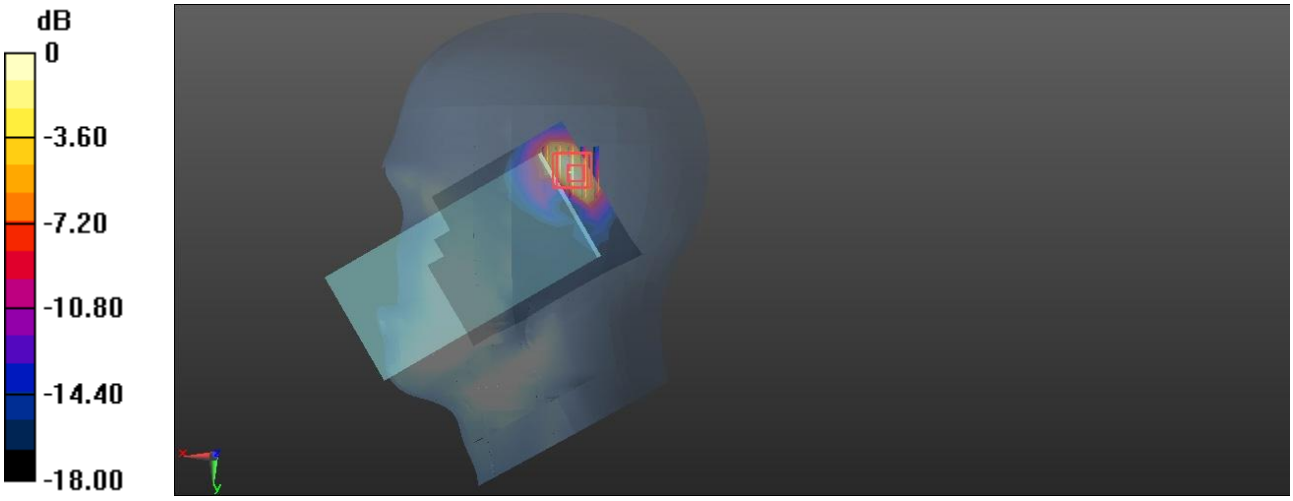

0 dB = 0.980 W/kg = -0.09 dBW/kg

Plot 171#: LTE Band 40B_50%RB_Mid_Head Right Tilt

DUT: Mobile Phone ; Type: X6528; Serial: 2CFS-1

Communication System: TDD-LTE; Frequency: 2355 MHz;Duty Cycle: 1:3.33

Medium parameters used: f = 2355 MHz; σ = 1.782 S/m; ε_r = 38.958; ρ = 1000 kg/m^3

Phantom section: Right Section

DASY5 Configuration:

- Probe: ES3DV3 - SN3157; ConvF(4.96, 4.96, 4.96) @ 2355 MHz; Calibrated: 2023/4/10
- Sensor-Surface: 3mm (Mechanical Surface Detection)
- Electronics: DAE4 Sn1493; Calibrated: 2023/3/17
- Phantom: Twin SAM; Type: Twin SAM V5.0; Serial: TP:1412
- Measurement SW: DASY52, Version 52.10 (2); SEMCAD X Version 14.6.12 (7470)

Area Scan (9x11x1): Measurement grid: dx=12mm, dy=12mm

Maximum value of SAR (measured) = 0.706 W/kg

Zoom Scan (5x5x7)/Cube 0: Measurement grid: dx=8mm, dy=8mm, dz=5mm

Reference Value = 2.019 V/m; Power Drift = -0.07 dB

Peak SAR (extrapolated) = 1.25 W/kg

SAR(1 g) = 0.570 W/kg; SAR(10 g) = 0.245 W/kg

Maximum value of SAR (measured) = 0.776 W/kg

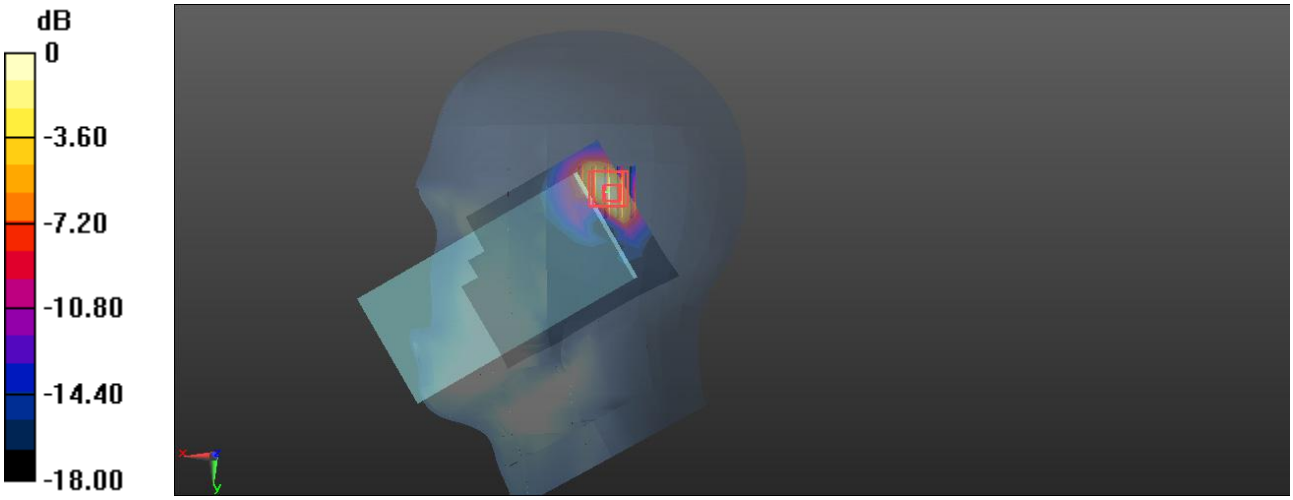

0 dB = 0.776 W/kg = -1.10 dBW/kg

Plot 172#: LTE Band 40B_1RB_Mid_Body Front

DUT: Mobile Phone ; Type: X6528; Serial: 2CFS-1

Communication System: TDD-LTE; Frequency: 2355 MHz;Duty Cycle: 1:3.33

Medium parameters used: f = 2355 MHz; σ = 1.782 S/m; ε_r = 38.958; ρ = 1000 kg/m^3

Phantom section: Flat Section

DASY5 Configuration:

- Probe: ES3DV3 - SN3157; ConvF(4.96, 4.96, 4.96) @ 2355 MHz; Calibrated: 2023/4/10
- Sensor-Surface: 3mm (Mechanical Surface Detection)
- Electronics: DAE4 Sn1493; Calibrated: 2023/3/17
- Phantom: Twin SAM; Type: Twin SAM V5.0; Serial: TP:1412
- Measurement SW: DASY52, Version 52.10 (2); SEMCAD X Version 14.6.12 (7470)

Area Scan (10x17x1): Measurement grid: dx=12mm, dy=12mm

Maximum value of SAR (measured) = 0.127 W/kg

Zoom Scan (5x5x7)/Cube 0: Measurement grid: dx=8mm, dy=8mm, dz=5mm

Reference Value = 2.225 V/m; Power Drift = 0.02 dB

Peak SAR (extrapolated) = 0.244 W/kg

SAR(1 g) = 0.125 W/kg; SAR(10 g) = 0.061 W/kg

Maximum value of SAR (measured) = 0.161 W/kg

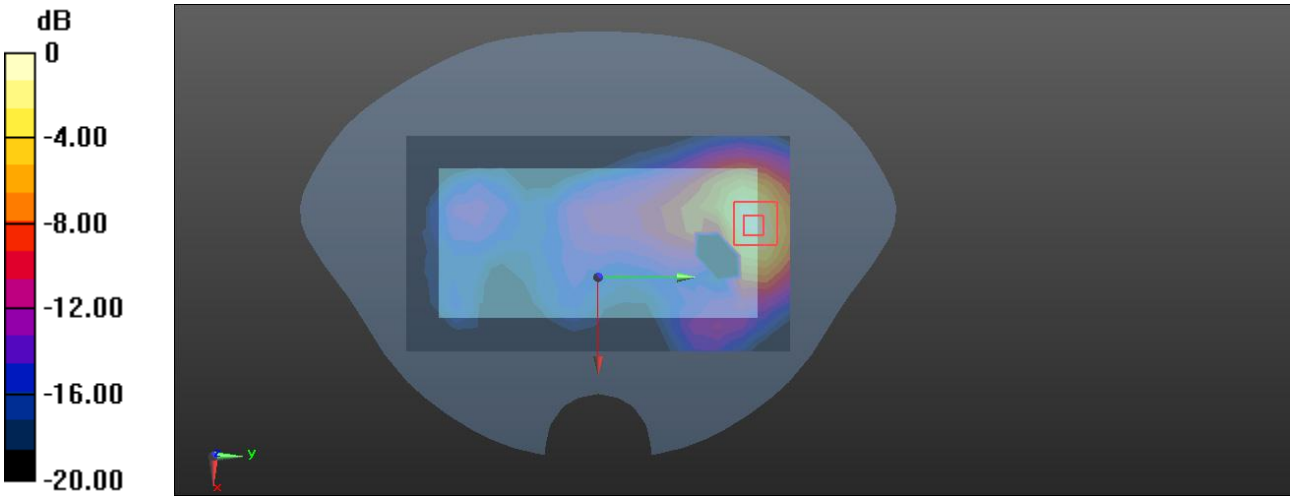

0 dB = 0.161 W/kg = -7.93 dBW/kg

Plot 173#: LTE Band 40B_50%RB_Mid_Body Front

DUT: Mobile Phone ; Type: X6528; Serial: 2CFS-1

Communication System: TDD-LTE; Frequency: 2355 MHz;Duty Cycle: 1:3.33

Medium parameters used: f = 2355 MHz; σ = 1.782 S/m; ε_r = 38.958; ρ = 1000 kg/m^3

Phantom section: Flat Section

DASY5 Configuration:

- Probe: ES3DV3 - SN3157; ConvF(4.96, 4.96, 4.96) @ 2355 MHz; Calibrated: 2023/4/10
- Sensor-Surface: 3mm (Mechanical Surface Detection)
- Electronics: DAE4 Sn1493; Calibrated: 2023/3/17
- Phantom: Twin SAM; Type: Twin SAM V5.0; Serial: TP:1412
- Measurement SW: DASY52, Version 52.10 (2); SEMCAD X Version 14.6.12 (7470)

Area Scan (10x17x1): Measurement grid: dx=12mm, dy=12mm

Maximum value of SAR (measured) = 0.0907 W/kg

Zoom Scan (5x5x7)/Cube 0: Measurement grid: dx=8mm, dy=8mm, dz=5mm

Reference Value = 1.779 V/m; Power Drift = -0.17 dB

Peak SAR (extrapolated) = 0.176 W/kg

SAR(1 g) = 0.089 W/kg; SAR(10 g) = 0.043 W/kg

Maximum value of SAR (measured) = 0.114 W/kg

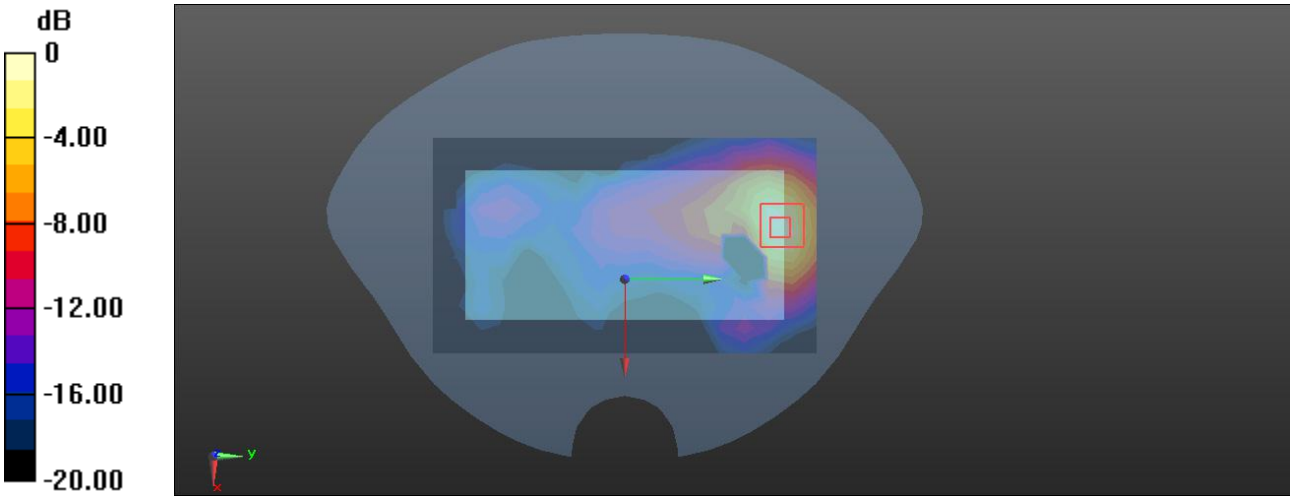

0 dB = 0.114 W/kg = -9.43 dBW/kg

Plot 174#: LTE Band 40B_1RB_Mid_Body Back

DUT: Mobile Phone ; Type: X6528; Serial: 2CFS-1

Communication System: TDD-LTE; Frequency: 2355 MHz;Duty Cycle: 1:3.33

Medium parameters used: f = 2355 MHz; σ = 1.782 S/m; ε_r = 38.958; ρ = 1000 kg/m^3

Phantom section: Flat Section

DASY5 Configuration:

- Probe: ES3DV3 - SN3157; ConvF(4.96, 4.96, 4.96) @ 2355 MHz; Calibrated: 2023/4/10
- Sensor-Surface: 3mm (Mechanical Surface Detection)
- Electronics: DAE4 Sn1493; Calibrated: 2023/3/17
- Phantom: Twin SAM; Type: Twin SAM V5.0; Serial: TP:1412
- Measurement SW: DASY52, Version 52.10 (2); SEMCAD X Version 14.6.12 (7470)

Area Scan (10x17x1): Measurement grid: dx=12mm, dy=12mm

Maximum value of SAR (measured) = 0.363 W/kg

Zoom Scan (5x5x7)/Cube 0: Measurement grid: dx=8mm, dy=8mm, dz=5mm

Reference Value = 0.8560 V/m; Power Drift = 0.05 dB

Peak SAR (extrapolated) = 0.612 W/kg

SAR(1 g) = 0.308 W/kg; SAR(10 g) = 0.143 W/kg

Maximum value of SAR (measured) = 0.391 W/kg

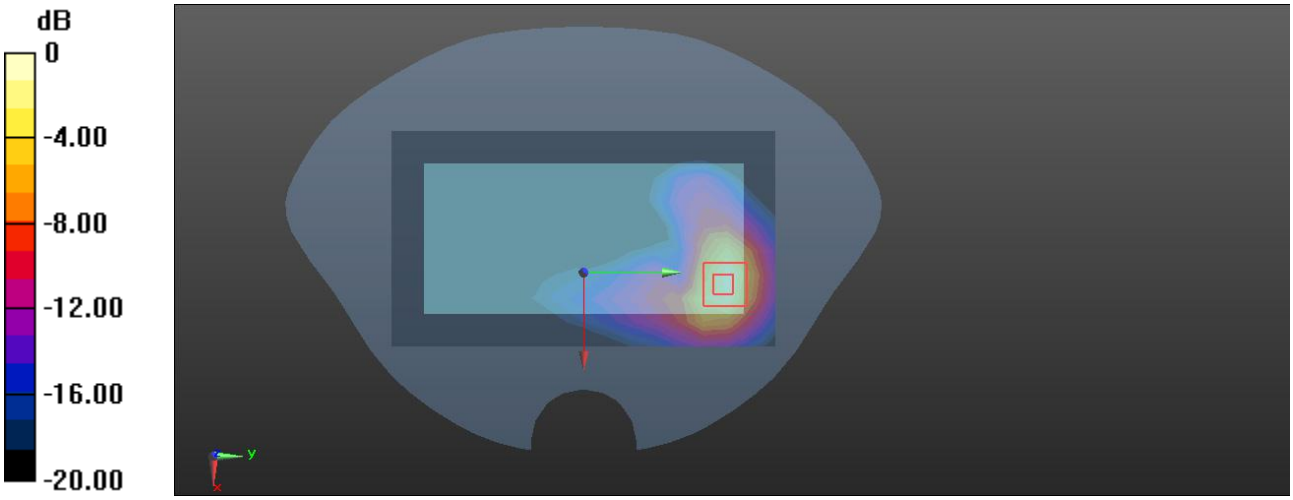

0 dB = 0.391 W/kg = -4.08 dBW/kg

Plot 175#: LTE Band 40B_50%RB_Mid_Body Back

DUT: Mobile Phone ; Type: X6528; Serial: 2CFS-1

Communication System: TDD-LTE; Frequency: 2355 MHz;Duty Cycle: 1:3.33

Medium parameters used: f = 2355 MHz; σ = 1.782 S/m; ε_r = 38.958; ρ = 1000 kg/m^3

Phantom section: Flat Section

DASY5 Configuration:

- Probe: ES3DV3 - SN3157; ConvF(4.96, 4.96, 4.96) @ 2355 MHz; Calibrated: 2023/4/10
- Sensor-Surface: 3mm (Mechanical Surface Detection)
- Electronics: DAE4 Sn1493; Calibrated: 2023/3/17
- Phantom: Twin SAM; Type: Twin SAM V5.0; Serial: TP:1412
- Measurement SW: DASY52, Version 52.10 (2); SEMCAD X Version 14.6.12 (7470)

Area Scan (10x17x1): Measurement grid: dx=12mm, dy=12mm

Maximum value of SAR (measured) = 0.298 W/kg

Zoom Scan (5x5x7)/Cube 0: Measurement grid: dx=8mm, dy=8mm, dz=5mm

Reference Value = 0.4270 V/m; Power Drift = -0.04 dB

Peak SAR (extrapolated) = 0.508 W/kg

SAR(1 g) = 0.255 W/kg; SAR(10 g) = 0.117 W/kg

Maximum value of SAR (measured) = 0.323 W/kg

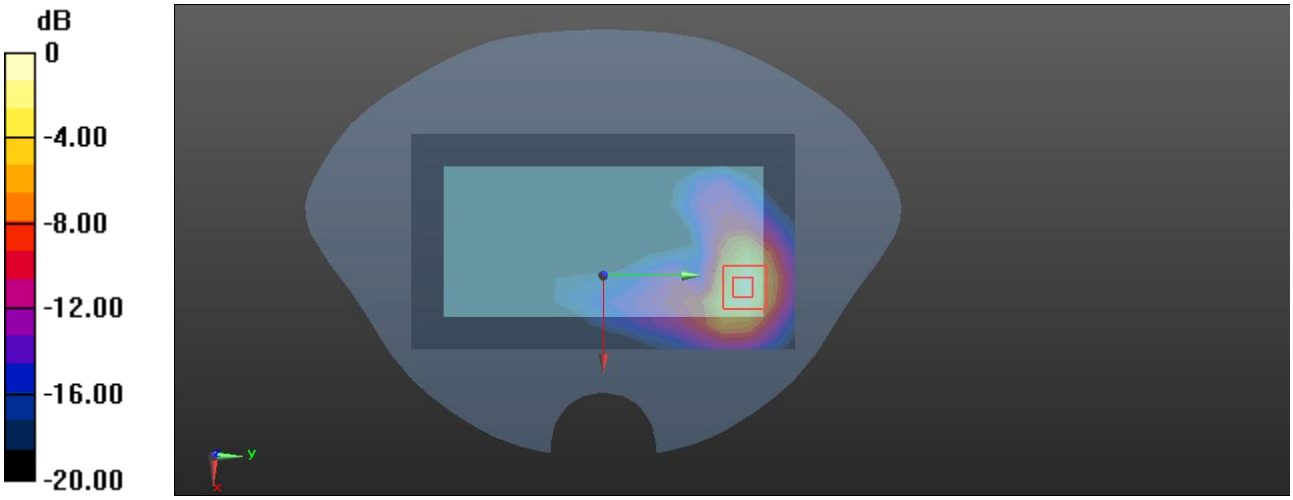

0 dB = 0.323 W/kg = -4.91 dBW/kg

Plot 176#: LTE Band 40B_1RB_Mid_Body Left

DUT: Mobile Phone ; Type: X6528; Serial: 2CFS-1

Communication System: TDD-LTE; Frequency: 2355 MHz;Duty Cycle: 1:3.33

Medium parameters used: f = 2355 MHz; σ = 1.782 S/m; ε_r = 38.958; ρ = 1000 kg/m^3

Phantom section: Flat Section

DASY5 Configuration:

- Probe: ES3DV3 - SN3157; ConvF(4.96, 4.96, 4.96) @ 2355 MHz; Calibrated: 2023/4/10
- Sensor-Surface: 3mm (Mechanical Surface Detection)
- Electronics: DAE4 Sn1493; Calibrated: 2023/3/17
- Phantom: Twin SAM; Type: Twin SAM V5.0; Serial: TP:1412
- Measurement SW: DASY52, Version 52.10 (2); SEMCAD X Version 14.6.12 (7470)

Area Scan (7x17x1): Measurement grid: dx=12mm, dy=12mm

Maximum value of SAR (measured) = 0.0769 W/kg

Zoom Scan (6x6x7)/Cube 0: Measurement grid: dx=8mm, dy=8mm, dz=5mm

Reference Value = 5.152 V/m; Power Drift = 0.18 dB

Peak SAR (extrapolated) = 0.129 W/kg

SAR(1 g) = 0.068 W/kg; SAR(10 g) = 0.036 W/kg

Maximum value of SAR (measured) = 0.0860 W/kg

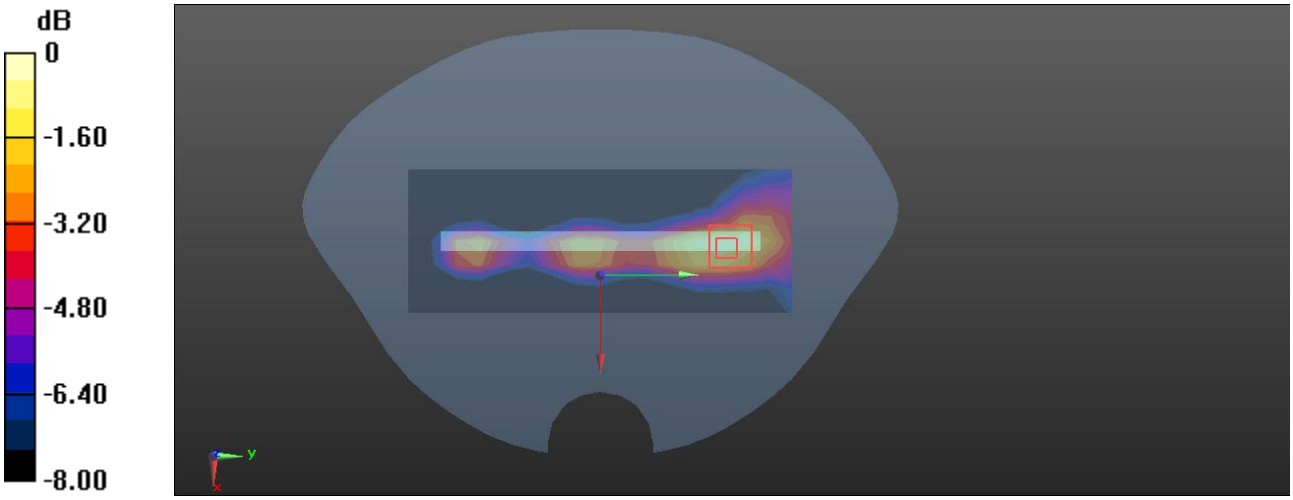

0 dB = 0.0860 W/kg = -10.66 dBW/kg

Plot 177#: LTE Band 40B_50%RB_Mid_Body Left

DUT: Mobile Phone ; Type: X6528; Serial: 2CFS-1

Communication System: TDD-LTE; Frequency: 2355 MHz;Duty Cycle: 1:3.33

Medium parameters used: f = 2355 MHz; σ = 1.782 S/m; ε_r = 38.958; ρ = 1000 kg/m^3

Phantom section: Flat Section

DASY5 Configuration:

- Probe: ES3DV3 - SN3157; ConvF(4.96, 4.96, 4.96) @ 2355 MHz; Calibrated: 2023/4/10
- Sensor-Surface: 3mm (Mechanical Surface Detection)
- Electronics: DAE4 Sn1493; Calibrated: 2023/3/17
- Phantom: Twin SAM; Type: Twin SAM V5.0; Serial: TP:1412
- Measurement SW: DASY52, Version 52.10 (2); SEMCAD X Version 14.6.12 (7470)

Area Scan (7x17x1): Measurement grid: dx=12mm, dy=12mm

Maximum value of SAR (measured) = 0.0650 W/kg

Zoom Scan (6x6x7)/Cube 0: Measurement grid: dx=8mm, dy=8mm, dz=5mm

Reference Value = 4.710 V/m; Power Drift = -0.15 dB

Peak SAR (extrapolated) = 0.107 W/kg

SAR(1 g) = 0.056 W/kg; SAR(10 g) = 0.030 W/kg

Maximum value of SAR (measured) = 0.0718 W/kg

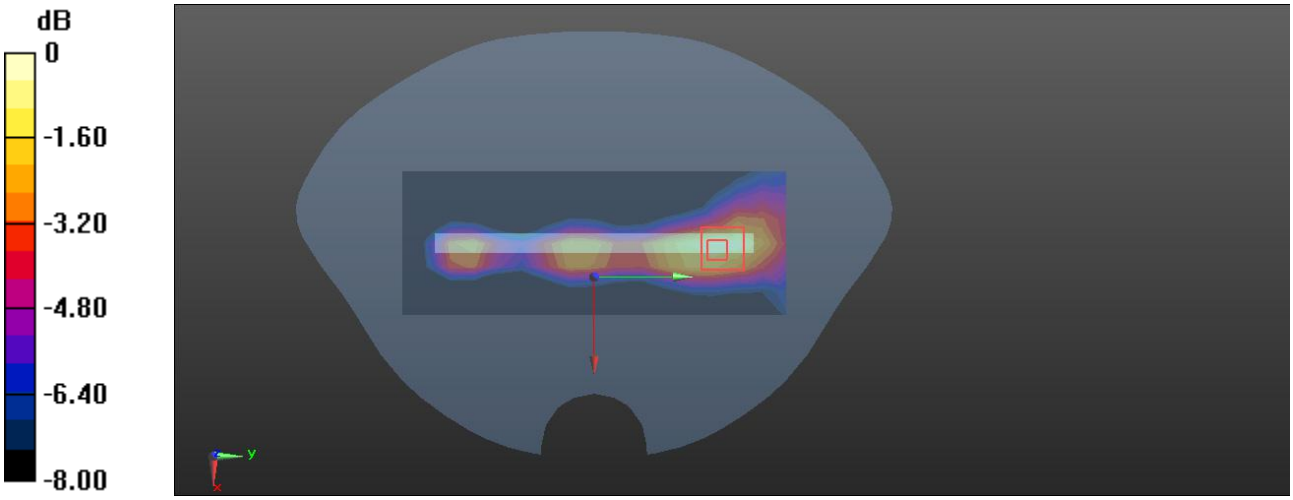

0 dB = 0.0718 W/kg = -11.44 dBW/kg

Plot 178#: LTE Band 40B_1RB_Mid_Body Top

DUT: Mobile Phone ; Type: X6528; Serial: 2CFS-1

Communication System: TDD-LTE; Frequency: 2355 MHz;Duty Cycle: 1:3.33

Medium parameters used: f = 2355 MHz; σ = 1.782 S/m; ε_r = 38.958; ρ = 1000 kg/m^3

Phantom section: Flat Section

DASY5 Configuration:

- Probe: ES3DV3 - SN3157; ConvF(4.96, 4.96, 4.96) @ 2355 MHz; Calibrated: 2023/4/10
- Sensor-Surface: 3mm (Mechanical Surface Detection)
- Electronics: DAE4 Sn1493; Calibrated: 2023/3/17
- Phantom: Twin SAM; Type: Twin SAM V5.0; Serial: TP:1412
- Measurement SW: DASY52, Version 52.10 (2); SEMCAD X Version 14.6.12 (7470)

Area Scan (7x12x1): Measurement grid: dx=12mm, dy=12mm

Maximum value of SAR (measured) = 0.496 W/kg

Zoom Scan (5x5x7)/Cube 0: Measurement grid: dx=8mm, dy=8mm, dz=5mm

Reference Value = 6.127 V/m; Power Drift = 0.17 dB

Peak SAR (extrapolated) = 1.04 W/kg

SAR(1 g) = 0.493 W/kg; SAR(10 g) = 0.215 W/kg

Maximum value of SAR (measured) = 0.660 W/kg

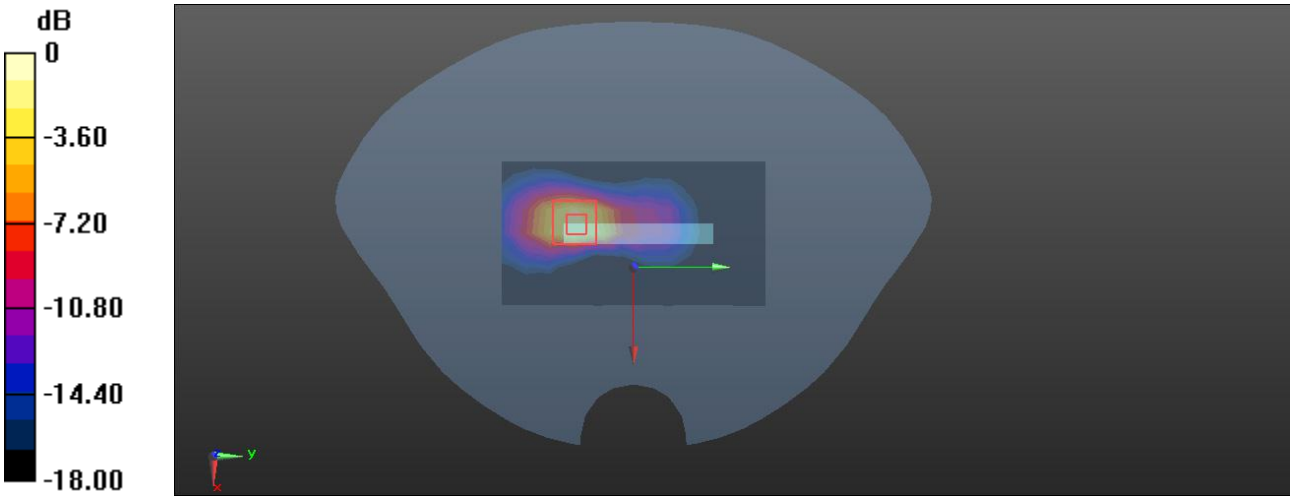

0 dB = 0.660 W/kg = -1.80 dBW/kg

Plot 179#: LTE Band 40B_50%RB_Mid_Body Top

DUT: Mobile Phone ; Type: X6528; Serial: 2CFS-1

Communication System: TDD-LTE; Frequency: 2355 MHz;Duty Cycle: 1:3.33
Medium parameters used: f = 2355 MHz; σ = 1.782 S/m; ε_r = 38.958; ρ = 1000 kg/m^3
Phantom section: Flat Section

DASY5 Configuration:

- Probe: ES3DV3 - SN3157; ConvF(4.96, 4.96, 4.96) @ 2355 MHz; Calibrated: 2023/4/10
- Sensor-Surface: 3mm (Mechanical Surface Detection)
- Electronics: DAE4 Sn1493; Calibrated: 2023/3/17
- Phantom: Twin SAM; Type: Twin SAM V5.0; Serial: TP:1412
- Measurement SW: DASY52, Version 52.10 (2); SEMCAD X Version 14.6.12 (7470)

Area Scan (7x12x1): Measurement grid: dx=12mm, dy=12mm
Maximum value of SAR (measured) = 0.407 W/kg

Zoom Scan (5x5x7)/Cube 0: Measurement grid: dx=8mm, dy=8mm, dz=5mm
Reference Value = 5.450 V/m; Power Drift = 0.05 dB
Peak SAR (extrapolated) = 0.873 W/kg
SAR(1 g) = 0.411 W/kg; SAR(10 g) = 0.178 W/kg
Maximum value of SAR (measured) = 0.554 W/kg

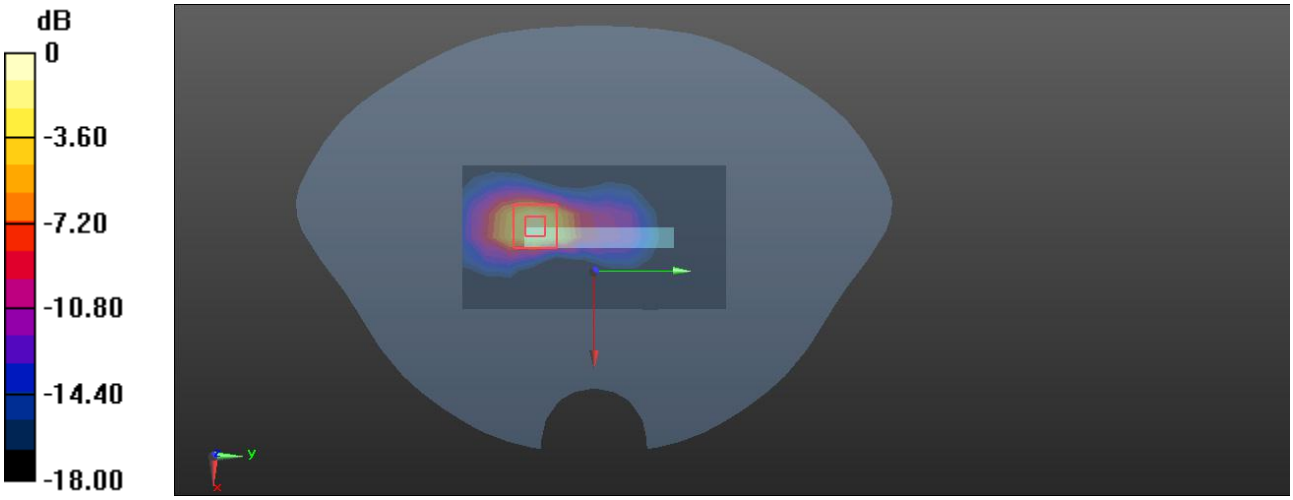

0 dB = 0.554 W/kg = -2.56 dBW/kg

Plot 180#: LTE Band 41_1RB_Mid_Head Left Cheek

DUT: Mobile Phone ; Type: X6528; Serial: 2CFS-1

Communication System: TDD-LTE; Frequency: 2593 MHz;Duty Cycle: 1:1.58
Medium parameters used: f = 2593 MHz; σ = 1.965 S/m; ε_r = 37.896; ρ = 1000 kg/m^3
Phantom section: Left Section

DASY5 Configuration:

- Probe: ES3DV3 - SN3157; ConvF(4.52, 4.52, 4.52) @ 2593 MHz; Calibrated: 2023/4/10
- Sensor-Surface: 3mm (Mechanical Surface Detection)
- Electronics: DAE4 Sn1493; Calibrated: 2023/3/17
- Phantom: Twin SAM; Type: Twin SAM V5.0; Serial: TP:1412
- Measurement SW: DASY52, Version 52.10 (2); SEMCAD X Version 14.6.12 (7470)

Area Scan (9x11x1): Measurement grid: dx=12mm, dy=12mm
Maximum value of SAR (measured) = 0.334 W/kg

Zoom Scan (5x5x7)/Cube 0: Measurement grid: dx=8mm, dy=8mm, dz=5mm
Reference Value = 3.099 V/m; Power Drift = -0.06 dB
Peak SAR (extrapolated) = 0.542 W/kg
SAR(1 g) = 0.271 W/kg; SAR(10 g) = 0.135 W/kg
Maximum value of SAR (measured) = 0.353 W/kg

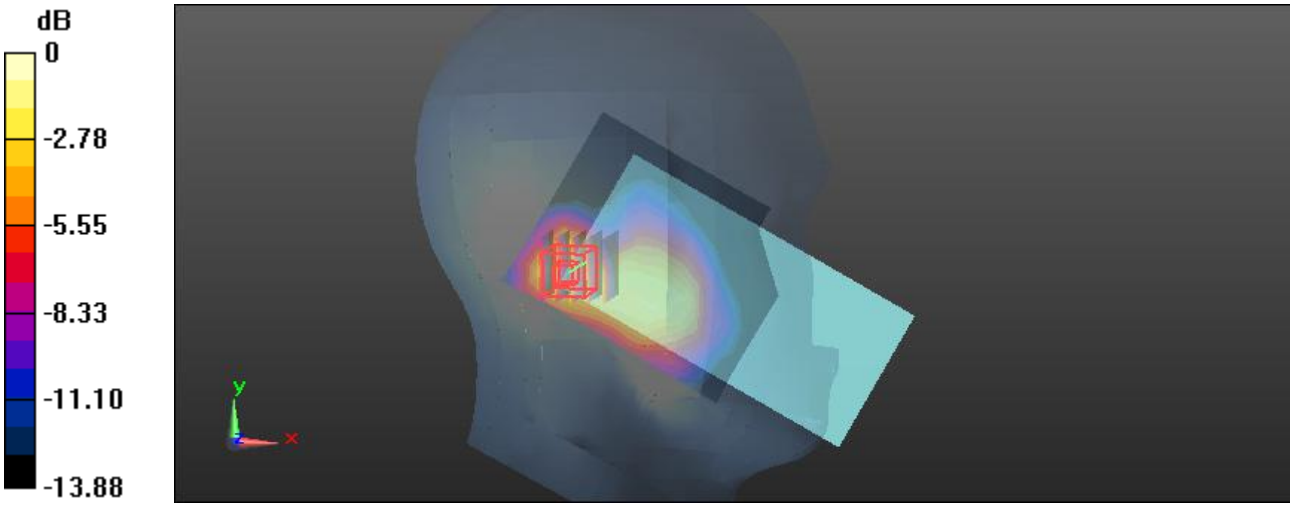

0 dB = 0.353 W/kg = -4.52 dBW/kg

Plot 181#: LTE Band 41_50%RB_Mid_Head Left Cheek

DUT: Mobile Phone ; Type: X6528; Serial: 2CFS-1

Communication System: TDD-LTE; Frequency: 2593 MHz;Duty Cycle: 1:1.58
Medium parameters used: f = 2593 MHz; σ = 1.965 S/m; ε_r = 37.896; ρ = 1000 kg/m^3
Phantom section: Left Section

DASY5 Configuration:

- Probe: ES3DV3 - SN3157; ConvF(4.52, 4.52, 4.52) @ 2593 MHz; Calibrated: 2023/4/10
- Sensor-Surface: 3mm (Mechanical Surface Detection)
- Electronics: DAE4 Sn1493; Calibrated: 2023/3/17
- Phantom: Twin SAM; Type: Twin SAM V5.0; Serial: TP:1412
- Measurement SW: DASY52, Version 52.10 (2); SEMCAD X Version 14.6.12 (7470)

Area Scan (9x11x1): Measurement grid: dx=12mm, dy=12mm
Maximum value of SAR (measured) = 0.244 W/kg

Zoom Scan (5x5x7)/Cube 0: Measurement grid: dx=8mm, dy=8mm, dz=5mm
Reference Value = 3.932 V/m; Power Drift = -0.14 dB
Peak SAR (extrapolated) = 0.414 W/kg
SAR(1 g) = 0.210 W/kg; SAR(10 g) = 0.106 W/kg
Maximum value of SAR (measured) = 0.258 W/kg

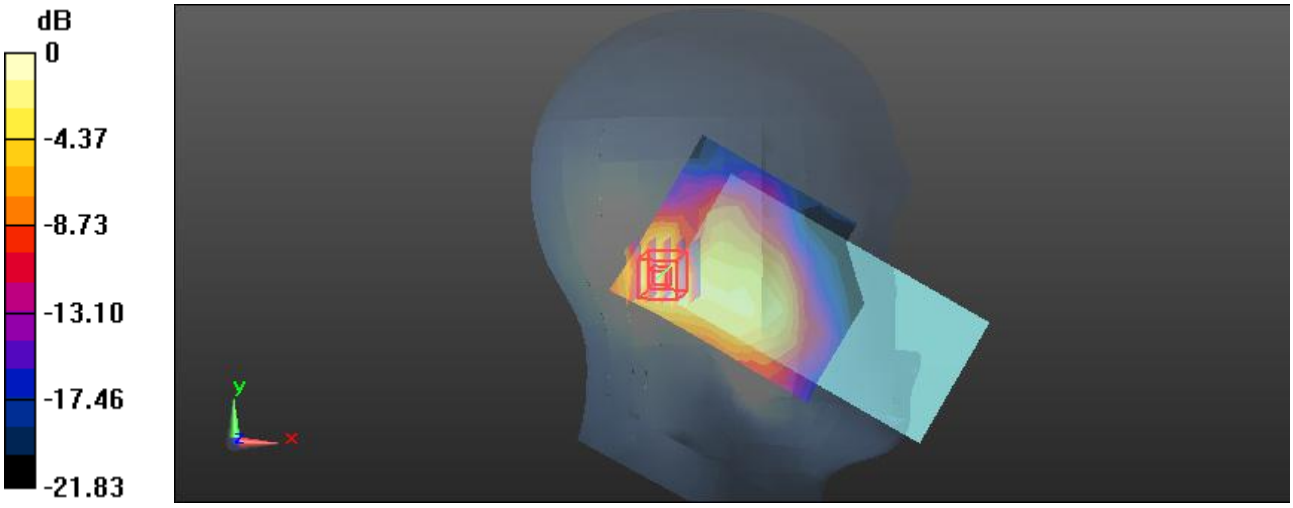

0 dB = 0.258 W/kg = -5.88 dBW/kg

Plot 182#: LTE Band 41_1RB_Mid_Head Left Tilt

DUT: Mobile Phone ; Type: X6528; Serial: 2CFS-1

Communication System: TDD-LTE; Frequency: 2593 MHz;Duty Cycle: 1:1.58
Medium parameters used: f = 2593 MHz; σ = 1.965 S/m; ε_r = 37.896; ρ = 1000 kg/m^3
Phantom section: Left Section

DASY5 Configuration:

- Probe: ES3DV3 - SN3157; ConvF(4.52, 4.52, 4.52) @ 2593 MHz; Calibrated: 2023/4/10
- Sensor-Surface: 3mm (Mechanical Surface Detection)
- Electronics: DAE4 Sn1493; Calibrated: 2023/3/17
- Phantom: Twin SAM; Type: Twin SAM V5.0; Serial: TP:1412
- Measurement SW: DASY52, Version 52.10 (2); SEMCAD X Version 14.6.12 (7470)

Area Scan (9x11x1): Measurement grid: dx=12mm, dy=12mm
Maximum value of SAR (measured) = 0.507 W/kg

Zoom Scan (5x5x7)/Cube 0: Measurement grid: dx=8mm, dy=8mm, dz=5mm
Reference Value = 5.017 V/m; Power Drift = -0.01 dB
Peak SAR (extrapolated) = 0.767 W/kg
SAR(1 g) = 0.380 W/kg; SAR(10 g) = 0.181 W/kg
Maximum value of SAR (measured) = 0.509 W/kg

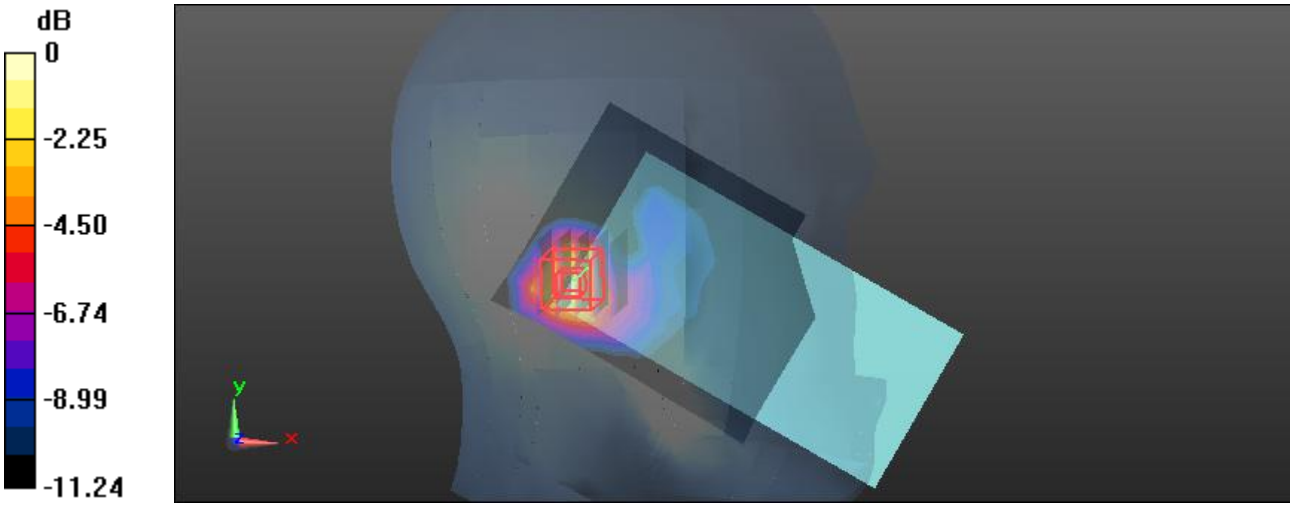

0 dB = 0.509 W/kg = -2.93 dBW/kg

Plot 183#: LTE Band 41_50%RB_Mid_Head Left Tilt

DUT: Mobile Phone ; Type: X6528; Serial: 2CFS-1

Communication System: TDD-LTE; Frequency: 2593 MHz;Duty Cycle: 1:1.58
Medium parameters used: f = 2593 MHz; σ = 1.965 S/m; ε_r = 37.896; ρ = 1000 kg/m^3
Phantom section: Left Section

DASY5 Configuration:

- Probe: ES3DV3 - SN3157; ConvF(4.52, 4.52, 4.52) @ 2593 MHz; Calibrated: 2023/4/10
- Sensor-Surface: 3mm (Mechanical Surface Detection)
- Electronics: DAE4 Sn1493; Calibrated: 2023/3/17
- Phantom: Twin SAM; Type: Twin SAM V5.0; Serial: TP:1412
- Measurement SW: DASY52, Version 52.10 (2); SEMCAD X Version 14.6.12 (7470)

Area Scan (9x11x1): Measurement grid: dx=12mm, dy=12mm
Maximum value of SAR (measured) = 0.426 W/kg

Zoom Scan (5x5x7)/Cube 0: Measurement grid: dx=8mm, dy=8mm, dz=5mm
Reference Value = 4.427 V/m; Power Drift = -0.11 dB
Peak SAR (extrapolated) = 0.651 W/kg
SAR(1 g) = 0.319 W/kg; SAR(10 g) = 0.151 W/kg
Maximum value of SAR (measured) = 0.427 W/kg

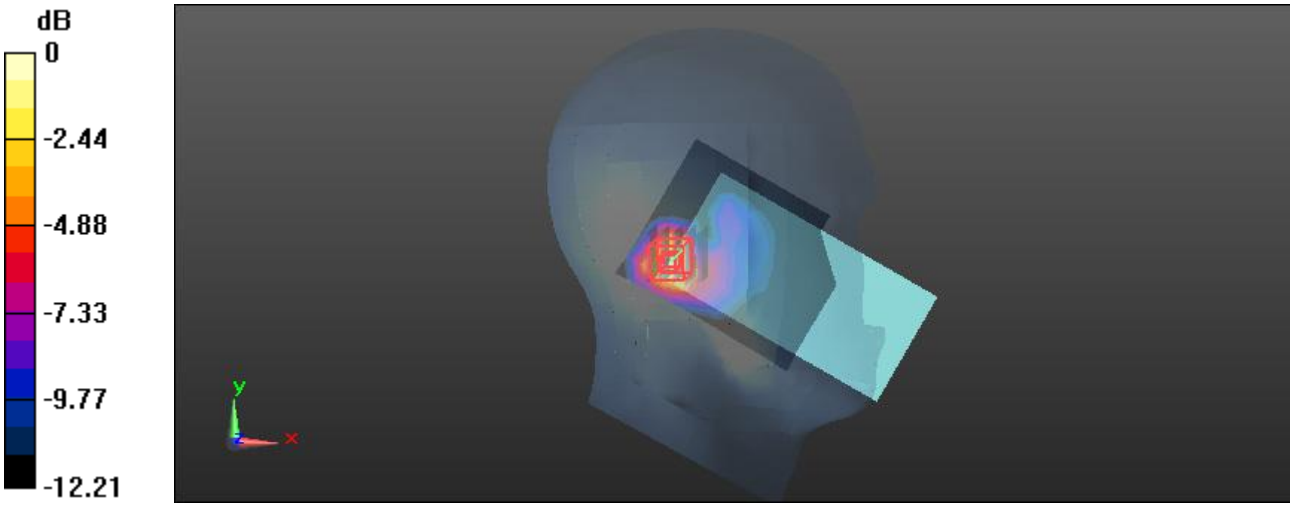

0 dB = 0.427 W/kg = -3.70 dBW/kg

Plot 184#: LTE Band 41_1RB_Mid_Head Right Cheek

DUT: Mobile Phone ; Type: X6528; Serial: 2CFS-1

Communication System: TDD-LTE; Frequency: 2593 MHz;Duty Cycle: 1:1.58
Medium parameters used: f = 2593 MHz; σ = 1.965 S/m; ε_r = 37.896; ρ = 1000 kg/m^3
Phantom section: Right Section

DASY5 Configuration:

- Probe: ES3DV3 - SN3157; ConvF(4.52, 4.52, 4.52) @ 2593 MHz; Calibrated: 2023/4/10
- Sensor-Surface: 3mm (Mechanical Surface Detection)
- Electronics: DAE4 Sn1493; Calibrated: 2023/3/17
- Phantom: Twin SAM; Type: Twin SAM V5.0; Serial: TP:1412
- Measurement SW: DASY52, Version 52.10 (2); SEMCAD X Version 14.6.12 (7470)

Area Scan (9x11x1): Measurement grid: dx=12mm, dy=12mm
Maximum value of SAR (measured) = 0.616 W/kg

Zoom Scan (5x5x7)/Cube 0: Measurement grid: dx=8mm, dy=8mm, dz=5mm
Reference Value = 3.574 V/m; Power Drift = 0.20 dB
Peak SAR (extrapolated) = 1.18 W/kg
SAR(1 g) = 0.548 W/kg; SAR(10 g) = 0.269 W/kg
Maximum value of SAR (measured) = 0.728 W/kg

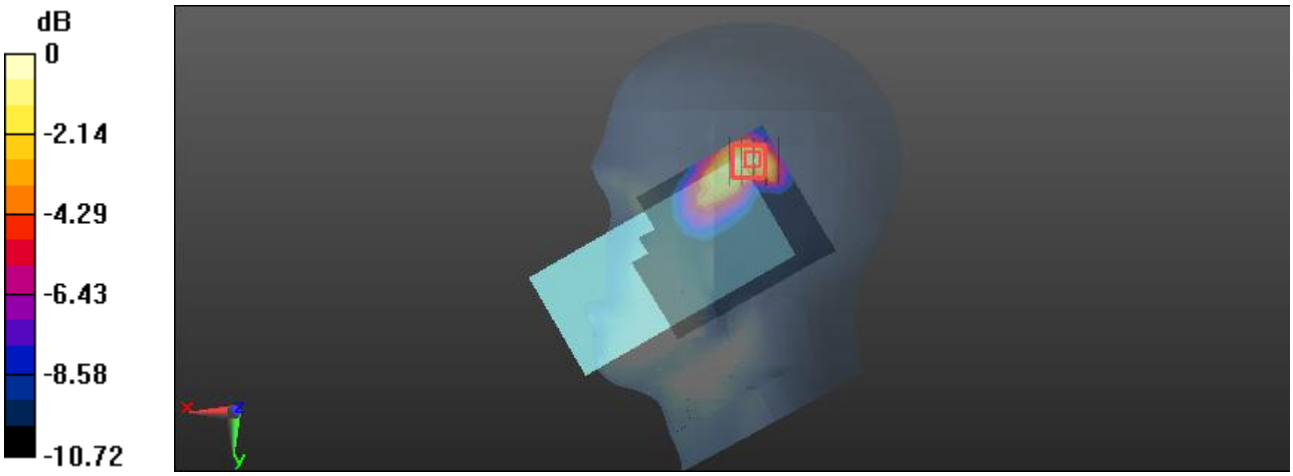

0 dB = 0.728 W/kg = -1.38 dBW/kg

Plot 185#: LTE Band 41_50%RB_Mid_Head Right Cheek

DUT: Mobile Phone ; Type: X6528; Serial: 2CFS-1

Communication System: TDD-LTE; Frequency: 2593 MHz;Duty Cycle: 1:1.58
Medium parameters used: f = 2593 MHz; σ = 1.965 S/m; ε_r = 37.896; ρ = 1000 kg/m^3
Phantom section: Right Section

DASY5 Configuration:

- Probe: ES3DV3 - SN3157; ConvF(4.52, 4.52, 4.52) @ 2593 MHz; Calibrated: 2023/4/10
- Sensor-Surface: 3mm (Mechanical Surface Detection)
- Electronics: DAE4 Sn1493; Calibrated: 2023/3/17
- Phantom: Twin SAM; Type: Twin SAM V5.0; Serial: TP:1412
- Measurement SW: DASY52, Version 52.10 (2); SEMCAD X Version 14.6.12 (7470)

Area Scan (9x11x1): Measurement grid: dx=12mm, dy=12mm
Maximum value of SAR (measured) = 0.525 W/kg

Zoom Scan (5x5x7)/Cube 0: Measurement grid: dx=8mm, dy=8mm, dz=5mm
Reference Value = 3.184 V/m; Power Drift = -0.15 dB
Peak SAR (extrapolated) = 1.02 W/kg
SAR(1 g) = 0.469 W/kg; SAR(10 g) = 0.231 W/kg
Maximum value of SAR (measured) = 0.621 W/kg



0 dB = 0.621 W/kg = -2.07 dBW/kg

Plot 186#: LTE Band 41_1RB_Low_Head Right Tilt

DUT: Mobile Phone ; Type: X6528; Serial: 2CFS-1

Communication System: TDD-LTE; Frequency: 2506 MHz;Duty Cycle: 1:1.58
Medium parameters used: f = 2506 MHz; σ = 1.932 S/m; ε_r = 37.962; ρ = 1000 kg/m^3
Phantom section: Right Section

DASY5 Configuration:

- Probe: ES3DV3 - SN3157; ConvF(4.74, 4.74, 4.74) @ 2506 MHz; Calibrated: 2023/4/10
- Sensor-Surface: 3mm (Mechanical Surface Detection)
- Electronics: DAE4 Sn1493; Calibrated: 2023/3/17
- Phantom: Twin SAM; Type: Twin SAM V5.0; Serial: TP:1412
- Measurement SW: DASY52, Version 52.10 (2); SEMCAD X Version 14.6.12 (7470)

Area Scan (9x11x1): Measurement grid: dx=12mm, dy=12mm
Maximum value of SAR (measured) = 1.09 W/kg

Zoom Scan (5x5x7)/Cube 0: Measurement grid: dx=8mm, dy=8mm, dz=5mm
Reference Value = 3.486 V/m; Power Drift = 0.17 dB
Peak SAR (extrapolated) = 1.86 W/kg
SAR(1 g) = 0.739 W/kg; SAR(10 g) = 0.31 W/kg
Maximum value of SAR (measured) = 1.12 W/kg



0 dB = 1.12 W/kg = 0.49 dBW/kg

Plot 187#: LTE Band 41_1RB_2549.5 MHz_Head Right Tilt

DUT: Mobile Phone ; Type: X6528; Serial: 2CFS-1

Communication System: TDD-LTE; Frequency: 2549.5 MHz;Duty Cycle: 1:1.58
Medium parameters used: f = 2549.5 MHz; σ = 1.954 S/m; ε_r = 37.987; ρ = 1000 kg/m^3
Phantom section: Right Section

DASY5 Configuration:

- Probe: ES3DV3 - SN3157; ConvF(4.74, 4.74, 4.74) @ 2549.5 MHz; Calibrated: 2023/4/10
- Sensor-Surface: 3mm (Mechanical Surface Detection)
- Electronics: DAE4 Sn1493; Calibrated: 2023/3/17
- Phantom: Twin SAM; Type: Twin SAM V5.0; Serial: TP:1412
- Measurement SW: DASY52, Version 52.10 (2); SEMCAD X Version 14.6.12 (7470)

Area Scan (9x11x1): Measurement grid: dx=12mm, dy=12mm
Maximum value of SAR (measured) = 1.00 W/kg

Zoom Scan (5x5x7)/Cube 0: Measurement grid: dx=8mm, dy=8mm, dz=5mm
Reference Value = 2.598 V/m; Power Drift = -0.19 dB
Peak SAR (extrapolated) = 1.78 W/kg
SAR(1 g) = 0.793 W/kg; SAR(10 g) = 0.345 W/kg
Maximum value of SAR (measured) = 1.09 W/kg



0 dB = 1.09 W/kg = 0.37 dBW/kg

Plot 188#: LTE Band 41_1RB_Mid_Head Right Tilt

DUT: Mobile Phone ; Type: X6528; Serial: 2CFS-1

Communication System: TDD-LTE; Frequency: 2593 MHz;Duty Cycle: 1:1.58
Medium parameters used: f = 2593 MHz; σ = 1.965 S/m; ε_r = 37.896; ρ = 1000 kg/m^3
Phantom section: Right Section

DASY5 Configuration:

- Probe: ES3DV3 - SN3157; ConvF(4.52, 4.52, 4.52) @ 2593 MHz; Calibrated: 2023/4/10
- Sensor-Surface: 3mm (Mechanical Surface Detection)
- Electronics: DAE4 Sn1493; Calibrated: 2023/3/17
- Phantom: Twin SAM; Type: Twin SAM V5.0; Serial: TP:1412
- Measurement SW: DASY52, Version 52.10 (2); SEMCAD X Version 14.6.12 (7470)

Area Scan (9x11x1): Measurement grid: dx=12mm, dy=12mm
Maximum value of SAR (measured) = 1.06 W/kg

Zoom Scan (5x5x7)/Cube 0: Measurement grid: dx=8mm, dy=8mm, dz=5mm
Reference Value = 7.222 V/m; Power Drift = -0.06 dB
Peak SAR (extrapolated) = 1.98 W/kg
SAR(1 g) = 0.883 W/kg; SAR(10 g) = 0.396 W/kg
Maximum value of SAR (measured) = 1.21 W/kg

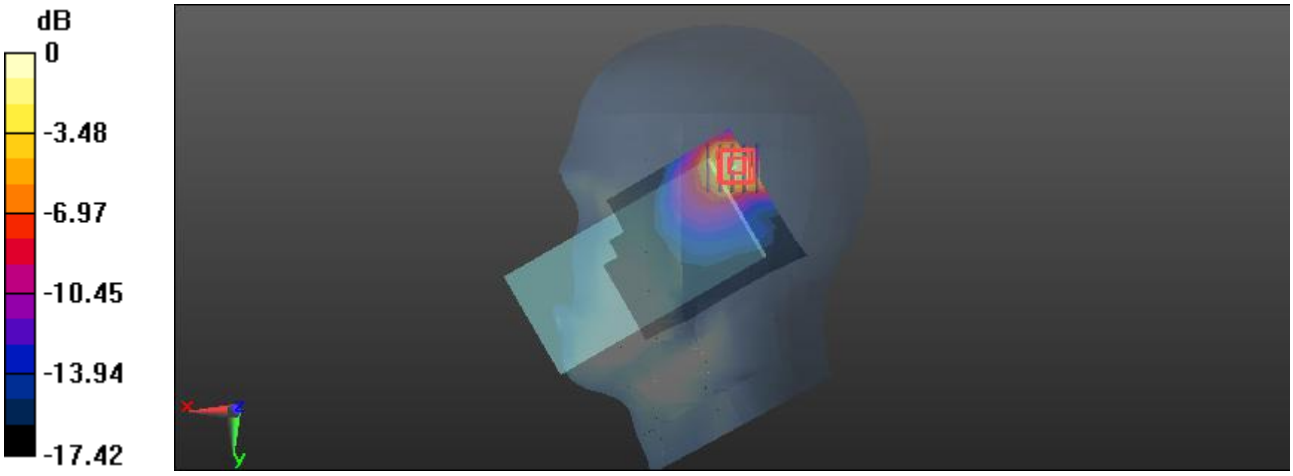

0 dB = 1.21 W/kg = 0.83 dBW/kg

Plot 189#: LTE Band 41_1RB_2636.5 MHz_Head Right Tilt

DUT: Mobile Phone ; Type: X6528; Serial: 2CFS-1

Communication System: TDD-LTE; Frequency: 2636.5 MHz;Duty Cycle: 1:1.58
Medium parameters used: f = 2636.5 MHz; σ = 1.984 S/m; ε_r = 37.317; ρ = 1000 kg/m^3
Phantom section: Right Section

DASY5 Configuration:

- Probe: ES3DV3 - SN3157; ConvF(4.52, 4.52, 4.52) @ 2636.5 MHz; Calibrated: 2023/4/10
- Sensor-Surface: 3mm (Mechanical Surface Detection)
- Electronics: DAE4 Sn1493; Calibrated: 2023/3/17
- Phantom: Twin SAM; Type: Twin SAM V5.0; Serial: TP:1412
- Measurement SW: DASY52, Version 52.10 (2); SEMCAD X Version 14.6.12 (7470)

Area Scan (9x11x1): Measurement grid: dx=12mm, dy=12mm
Maximum value of SAR (measured) = 0.628 W/kg

Zoom Scan (5x5x7)/Cube 0: Measurement grid: dx=8mm, dy=8mm, dz=5mm
Reference Value = 3.695 V/m; Power Drift = 0.02 dB
Peak SAR (extrapolated) = 1.35 W/kg
SAR(1 g) = 0.589 W/kg; SAR(10 g) = 0.269 W/kg
Maximum value of SAR (measured) = 0.798 W/kg



0 dB = 0.798 W/kg = -0.98 dBW/kg

Plot 190#:LTE Band 41_1RB_High_Head Right Tilt

DUT: Mobile Phone ; Type: X6528; Serial: 2CFS-1

Communication System: TDD-LTE; Frequency: 2680 MHz;Duty Cycle: 1:1.58

Medium parameters used: f = 2680 MHz; σ = 2.027 S/m; ε_r = 37.265; ρ = 1000 kg/m^3

Phantom section: Right Section

DASY5 Configuration:

- Probe: ES3DV3 - SN3157; ConvF(4.52, 4.52, 4.52) @ 2680 MHz; Calibrated: 2023/4/10
- Sensor-Surface: 3mm (Mechanical Surface Detection)
- Electronics: DAE4 Sn1493; Calibrated: 2023/3/17
- Phantom: Twin SAM; Type: Twin SAM V5.0; Serial: TP:1412
- Measurement SW: DASY52, Version 52.10 (2); SEMCAD X Version 14.6.12 (7470)

Area Scan (9x11x1): Measurement grid: dx=12mm, dy=12mm

Maximum value of SAR (measured) = 0.512 W/kg

Zoom Scan (5x5x7)/Cube 0: Measurement grid: dx=8mm, dy=8mm, dz=5mm

Reference Value = 5.411 V/m; Power Drift = 0.17 dB

Peak SAR (extrapolated) = 0.907 W/kg

SAR(1 g) = 0.380 W/kg; SAR(10 g) = 0.174 W/kg

Maximum value of SAR (measured) = 0.484 W/kg

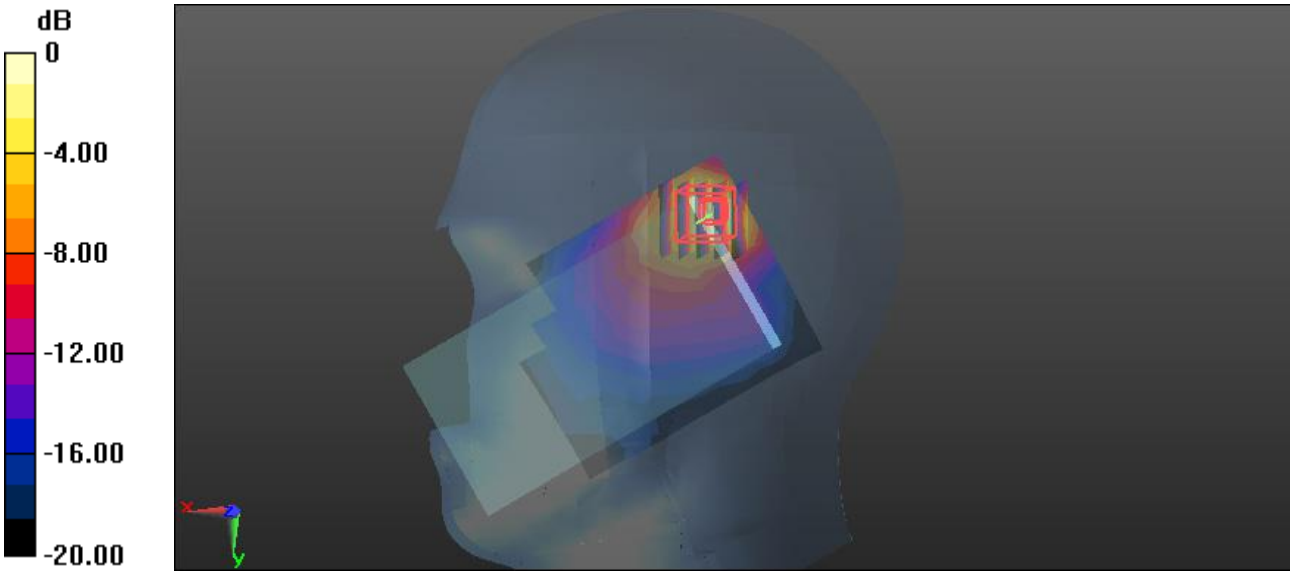

0 dB = 0.484 W/kg = -3.15 dBW/kg

Plot 191#: LTE Band 41_50%RB_Mid_Head Right Tilt

DUT: Mobile Phone ; Type: X6528; Serial: 2CFS-1

Communication System: TDD-LTE; Frequency: 2593 MHz;Duty Cycle: 1:1.58
Medium parameters used: f = 2593 MHz; σ = 1.965 S/m; ε_r = 37.896; ρ = 1000 kg/m^3
Phantom section: Right Section

DASY5 Configuration:

- Probe: ES3DV3 - SN3157; ConvF(4.52, 4.52, 4.52) @ 2593 MHz; Calibrated: 2023/4/10
- Sensor-Surface: 3mm (Mechanical Surface Detection)
- Electronics: DAE4 Sn1493; Calibrated: 2023/3/17
- Phantom: Twin SAM; Type: Twin SAM V5.0; Serial: TP:1412
- Measurement SW: DASY52, Version 52.10 (2); SEMCAD X Version 14.6.12 (7470)

Area Scan (9x11x1): Measurement grid: dx=12mm, dy=12mm
Maximum value of SAR (measured) = 0.785 W/kg

Zoom Scan (5x5x7)/Cube 0: Measurement grid: dx=8mm, dy=8mm, dz=5mm
Reference Value = 2.807 V/m; Power Drift = 0.02 dB
Peak SAR (extrapolated) = 1.54 W/kg
SAR(1 g) = 0.675 W/kg; SAR(10 g) = 0.301 W/kg
Maximum value of SAR (measured) = 0.910 W/kg

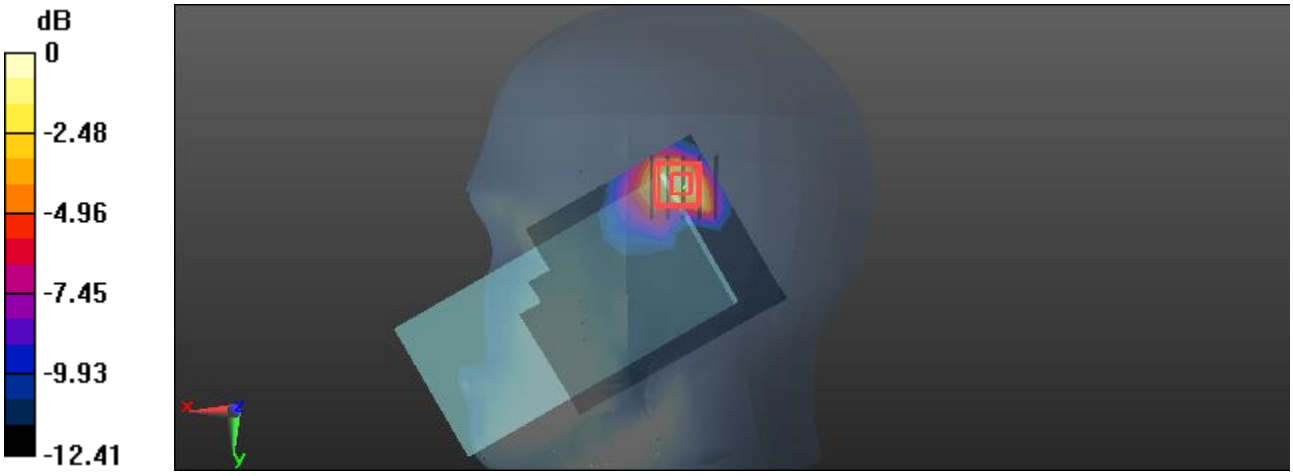

0 dB = 0.910 W/kg = -0.41 dBW/kg

Plot 192#: LTE Band 41_100%RB_Mid_Head Right Tilt

DUT: Mobile Phone ; Type: X6528; Serial: 2CFS-1

Communication System: TDD-LTE; Frequency: 2593 MHz;Duty Cycle: 1:1.58
Medium parameters used: f = 2593 MHz; σ = 1.965 S/m; ε_r = 37.896; ρ = 1000 kg/m^3
Phantom section: Right Section

DASY5 Configuration:

- Probe: ES3DV3 - SN3157; ConvF(4.52, 4.52, 4.52) @ 2593 MHz; Calibrated: 2023/4/10
- Sensor-Surface: 3mm (Mechanical Surface Detection)
- Electronics: DAE4 Sn1493; Calibrated: 2023/3/17
- Phantom: Twin SAM; Type: Twin SAM V5.0; Serial: TP:1412
- Measurement SW: DASY52, Version 52.10 (2); SEMCAD X Version 14.6.12 (7470)

Area Scan (9x11x1): Measurement grid: dx=12mm, dy=12mm
Maximum value of SAR (measured) = 0.897 W/kg

Zoom Scan (5x5x7)/Cube 0: Measurement grid: dx=8mm, dy=8mm, dz=5mm
Reference Value = 3.432 V/m; Power Drift = -0.04 dB
Peak SAR (extrapolated) = 1.51 W/kg
SAR(1 g) = 0.659 W/kg; SAR(10 g) = 0.299 W/kg
Maximum value of SAR (measured) = 0.881 W/kg

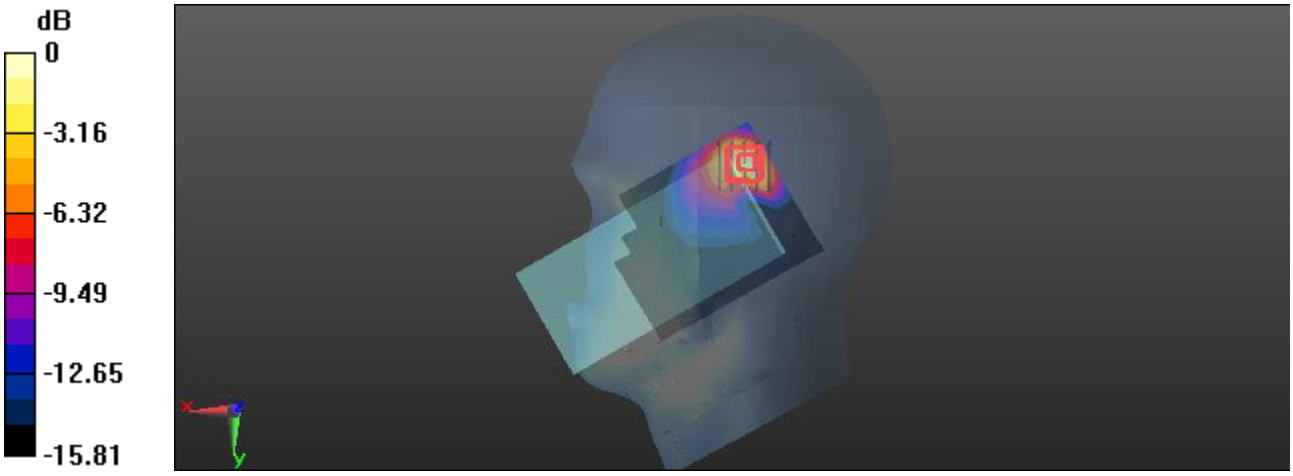

0 dB = 0.881 W/kg = -0.55 dBW/kg

Plot 193#: LTE Band 41_1RB_Mid_Body Front

DUT: Mobile Phone ; Type: X6528; Serial: 2CFS-1

Communication System: TDD-LTE; Frequency: 2593 MHz;Duty Cycle: 1:1.58
Medium parameters used: f = 2593 MHz; σ = 1.965 S/m; ε_r = 37.896; ρ = 1000 kg/m^3
Phantom section: Flat Section

DASY5 Configuration:

- Probe: ES3DV3 - SN3157; ConvF(4.52, 4.52, 4.52) @ 2593 MHz; Calibrated: 2023/4/10
- Sensor-Surface: 3mm (Mechanical Surface Detection)
- Electronics: DAE4 Sn1493; Calibrated: 2023/3/17
- Phantom: Twin SAM; Type: Twin SAM V5.0; Serial: TP:1412
- Measurement SW: DASY52, Version 52.10 (2); SEMCAD X Version 14.6.12 (7470)

Area Scan (10x17x1): Measurement grid: dx=12mm, dy=12mm
Maximum value of SAR (measured) = 0.251 W/kg

Zoom Scan (5x5x7)/Cube 0: Measurement grid: dx=8mm, dy=8mm, dz=5mm
Reference Value = 3.253 V/m; Power Drift = 0.14 dB
Peak SAR (extrapolated) = 0.405 W/kg
SAR(1 g) = 0.200 W/kg; SAR(10 g) = 0.099 W/kg
Maximum value of SAR (measured) = 0.262 W/kg

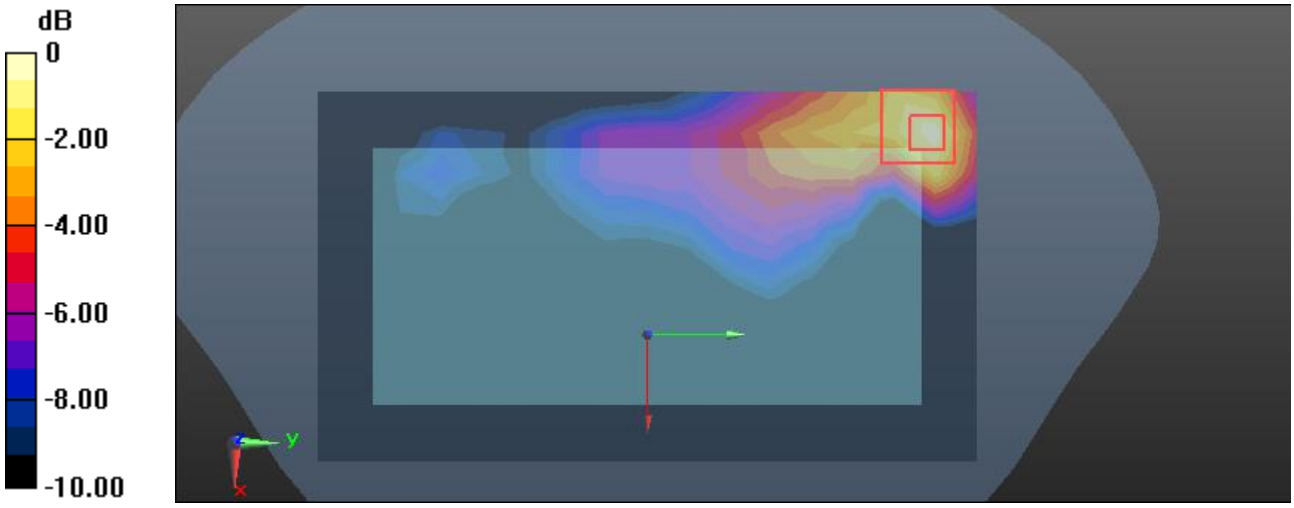

0 dB = 0.262 W/kg = -5.82 dBW/kg

Plot 194#: LTE Band 41_50%RB_Mid_Body Front

DUT: Mobile Phone ; Type: X6528; Serial: 2CFS-1

Communication System: TDD-LTE; Frequency: 2593 MHz;Duty Cycle: 1:1.58
Medium parameters used: f = 2593 MHz; σ = 1.965 S/m; ε_r = 37.896; ρ = 1000 kg/m^3
Phantom section: Flat Section

DASY5 Configuration:

- Probe: ES3DV3 - SN3157; ConvF(4.52, 4.52, 4.52) @ 2593 MHz; Calibrated: 2023/4/10
- Sensor-Surface: 3mm (Mechanical Surface Detection)
- Electronics: DAE4 Sn1493; Calibrated: 2023/3/17
- Phantom: Twin SAM; Type: Twin SAM V5.0; Serial: TP:1412
- Measurement SW: DASY52, Version 52.10 (2); SEMCAD X Version 14.6.12 (7470)

Area Scan (10x17x1): Measurement grid: dx=12mm, dy=12mm
Maximum value of SAR (measured) = 0.186 W/kg

Zoom Scan (5x5x7)/Cube 0: Measurement grid: dx=8mm, dy=8mm, dz=5mm
Reference Value = 2.656 V/m; Power Drift = 0.13 dB
Peak SAR (extrapolated) = 0.303 W/kg
SAR(1 g) = 0.148 W/kg; SAR(10 g) = 0.073 W/kg
Maximum value of SAR (measured) = 0.195 W/kg

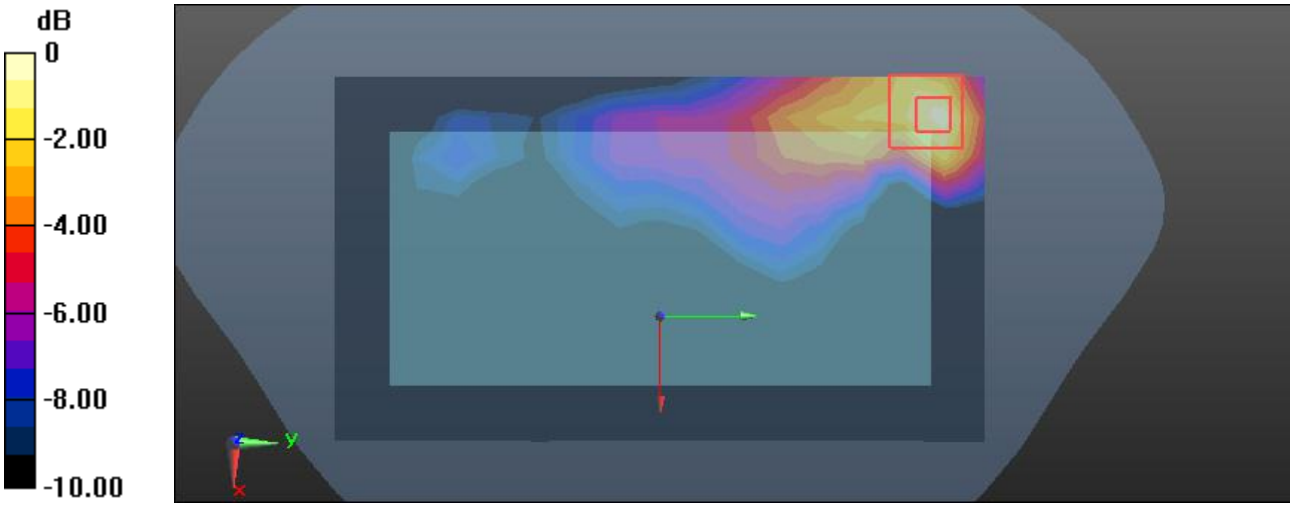

0 dB = 0.195 W/kg = -7.10 dBW/kg

Plot 195#: LTE Band 41_1RB_Mid_Body Back

DUT: Mobile Phone ; Type: X6528; Serial: 2CFS-1

Communication System: TDD-LTE; Frequency: 2593 MHz;Duty Cycle: 1:1.58
Medium parameters used: f = 2593 MHz; σ = 1.965 S/m; ε_r = 37.896; ρ = 1000 kg/m^3
Phantom section: Flat Section

DASY5 Configuration:

- Probe: ES3DV3 - SN3157; ConvF(4.52, 4.52, 4.52) @ 2593 MHz; Calibrated: 2023/4/10
- Sensor-Surface: 3mm (Mechanical Surface Detection)
- Electronics: DAE4 Sn1493; Calibrated: 2023/3/17
- Phantom: Twin SAM; Type: Twin SAM V5.0; Serial: TP:1412
- Measurement SW: DASY52, Version 52.10 (2); SEMCAD X Version 14.6.12 (7470)

Area Scan (10x17x1): Measurement grid: dx=12mm, dy=12mm
Maximum value of SAR (measured) = 0.471 W/kg

Zoom Scan (5x5x7)/Cube 0: Measurement grid: dx=8mm, dy=8mm, dz=5mm
Reference Value = 4.025 V/m; Power Drift = 0.07 dB
Peak SAR (extrapolated) = 0.843 W/kg
SAR(1 g) = 0.415 W/kg; SAR(10 g) = 0.190 W/kg
Maximum value of SAR (measured) = 0.553 W/kg

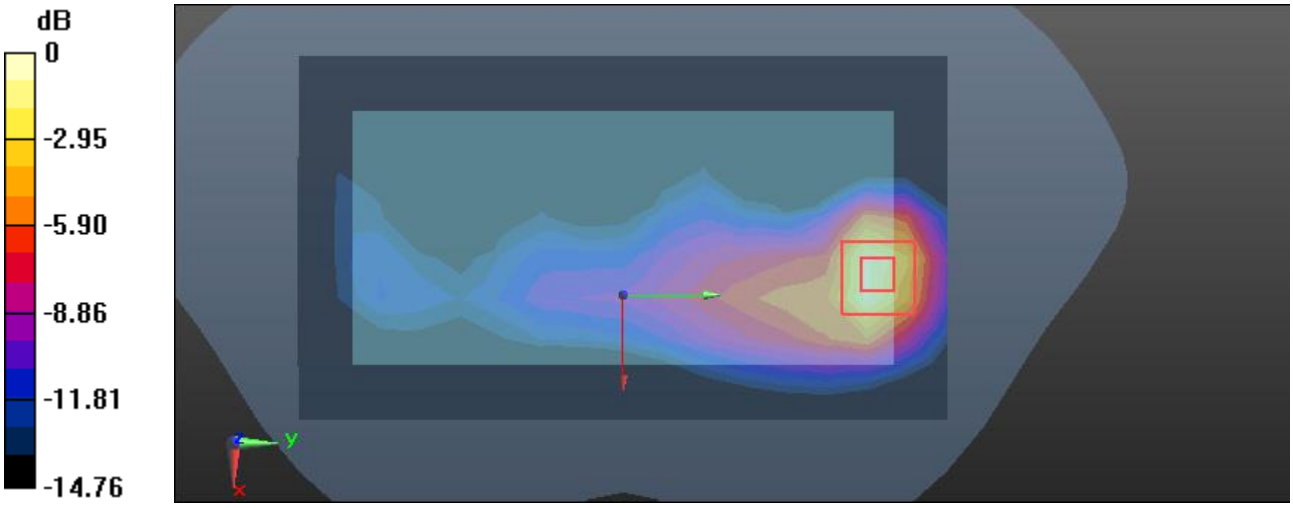

0 dB = 0.553 W/kg = -2.57 dBW/kg

Plot 196#: LTE Band 41_50%RB_Mid_Body Back

DUT: Mobile Phone ; Type: X6528; Serial: 2CFS-1

Communication System: TDD-LTE; Frequency: 2593 MHz;Duty Cycle: 1:1.58
Medium parameters used: f = 2593 MHz; σ = 1.965 S/m; ε_r = 37.896; ρ = 1000 kg/m^3
Phantom section: Flat Section

DASY5 Configuration:

- Probe: ES3DV3 - SN3157; ConvF(4.52, 4.52, 4.52) @ 2593 MHz; Calibrated: 2023/4/10
- Sensor-Surface: 3mm (Mechanical Surface Detection)
- Electronics: DAE4 Sn1493; Calibrated: 2023/3/17
- Phantom: Twin SAM; Type: Twin SAM V5.0; Serial: TP:1412
- Measurement SW: DASY52, Version 52.10 (2); SEMCAD X Version 14.6.12 (7470)

Area Scan (10x17x1): Measurement grid: dx=12mm, dy=12mm
Maximum value of SAR (measured) = 0.353 W/kg

Zoom Scan (5x5x7)/Cube 0: Measurement grid: dx=8mm, dy=8mm, dz=5mm
Reference Value = 3.412 V/m; Power Drift = 0.09 dB
Peak SAR (extrapolated) = 0.630 W/kg
SAR(1 g) = 0.307 W/kg; SAR(10 g) = 0.140 W/kg
Maximum value of SAR (measured) = 0.412 W/kg

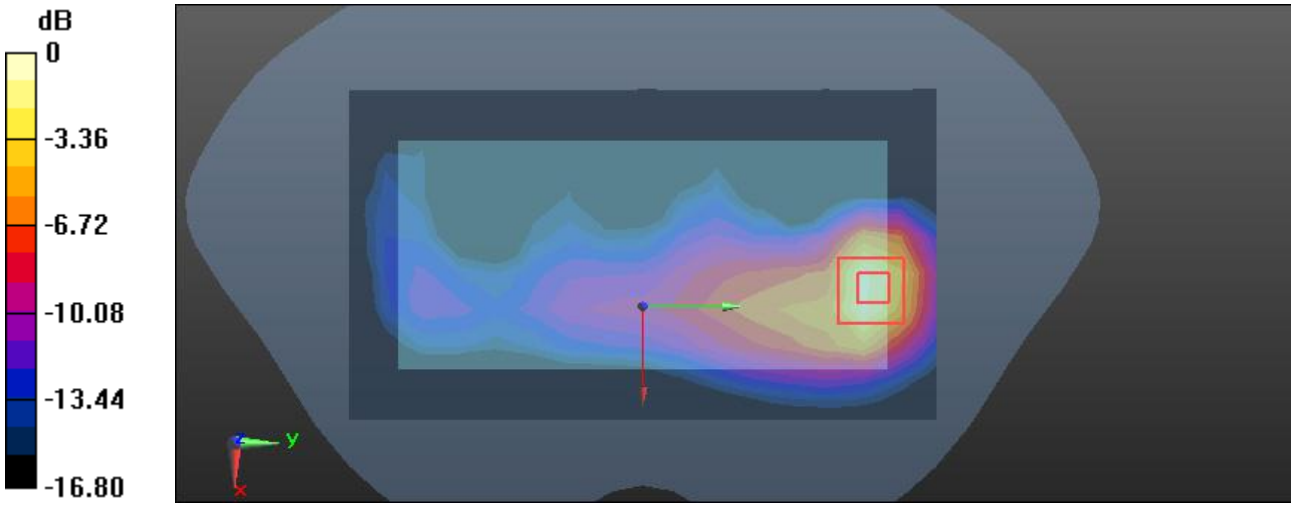

0 dB = 0.412 W/kg = -3.85 dBW/kg

Plot 197#: LTE Band 41_1RB_Mid_Body Left

DUT: Mobile Phone ; Type: X6528; Serial: 2CFS-1

Communication System: TDD-LTE; Frequency: 2593 MHz;Duty Cycle: 1:1.58
Medium parameters used: f = 2593 MHz; σ = 1.965 S/m; ε_r = 37.896; ρ = 1000 kg/m^3
Phantom section: Flat Section

DASY5 Configuration:

- Probe: ES3DV3 - SN3157; ConvF(4.52, 4.52, 4.52) @ 2593 MHz; Calibrated: 2023/4/10
- Sensor-Surface: 3mm (Mechanical Surface Detection)
- Electronics: DAE4 Sn1493; Calibrated: 2023/3/17
- Phantom: Twin SAM; Type: Twin SAM V5.0; Serial: TP:1412
- Measurement SW: DASY52, Version 52.10 (2); SEMCAD X Version 14.6.12 (7470)

Area Scan (7x17x1): Measurement grid: dx=12mm, dy=12mm
Maximum value of SAR (measured) = 0.254 W/kg

Zoom Scan (5x6x7)/Cube 0: Measurement grid: dx=8mm, dy=8mm, dz=5mm
Reference Value = 8.681 V/m; Power Drift = 0.20 dB
Peak SAR (extrapolated) = 0.396 W/kg
SAR(1 g) = 0.205 W/kg; SAR(10 g) = 0.108 W/kg
Maximum value of SAR (measured) = 0.256 W/kg

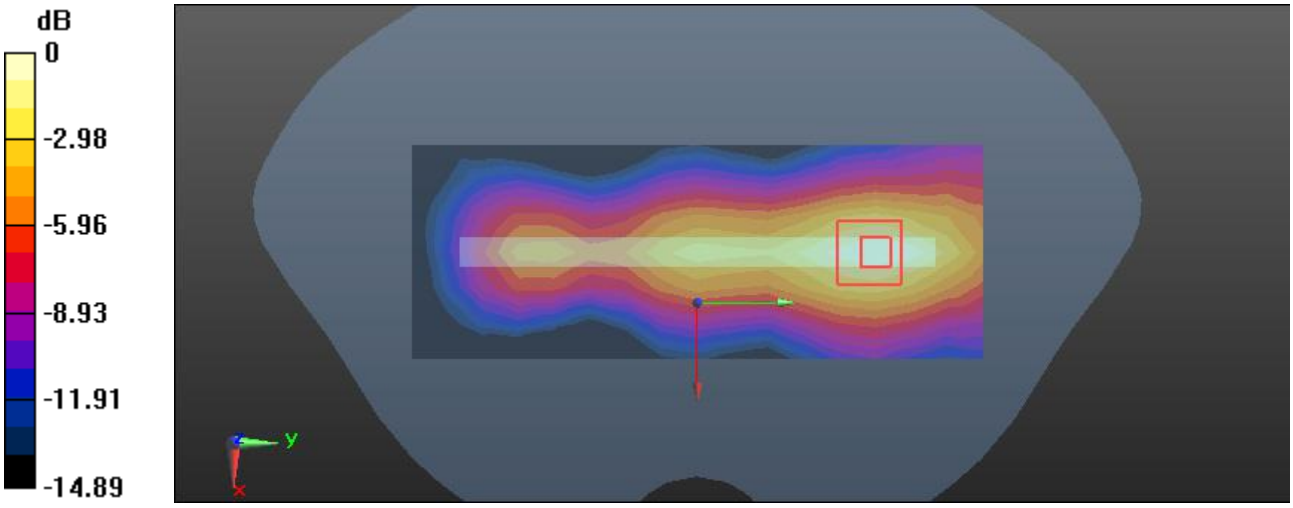

0 dB = 0.256 W/kg = -5.92 dBW/kg

Plot 198#: LTE Band 41_50%RB_Mid_Body Left

DUT: Mobile Phone ; Type: X6528; Serial: 2CFS-1

Communication System: TDD-LTE; Frequency: 2593 MHz;Duty Cycle: 1:1.58
Medium parameters used: f = 2593 MHz; σ = 1.965 S/m; ε_r = 37.896; ρ = 1000 kg/m^3
Phantom section: Flat Section

DASY5 Configuration:

- Probe: ES3DV3 - SN3157; ConvF(4.52, 4.52, 4.52) @ 2593 MHz; Calibrated: 2023/4/10
- Sensor-Surface: 3mm (Mechanical Surface Detection)
- Electronics: DAE4 Sn1493; Calibrated: 2023/3/17
- Phantom: Twin SAM; Type: Twin SAM V5.0; Serial: TP:1412
- Measurement SW: DASY52, Version 52.10 (2); SEMCAD X Version 14.6.12 (7470)

Area Scan (7x17x1): Measurement grid: dx=12mm, dy=12mm
Maximum value of SAR (measured) = 0.195 W/kg

Zoom Scan (5x6x7)/Cube 0: Measurement grid: dx=8mm, dy=8mm, dz=5mm
Reference Value = 7.493 V/m; Power Drift = -0.06 dB
Peak SAR (extrapolated) = 0.296 W/kg
SAR(1 g) = 0.154 W/kg; SAR(10 g) = 0.080 W/kg
Maximum value of SAR (measured) = 0.196 W/kg

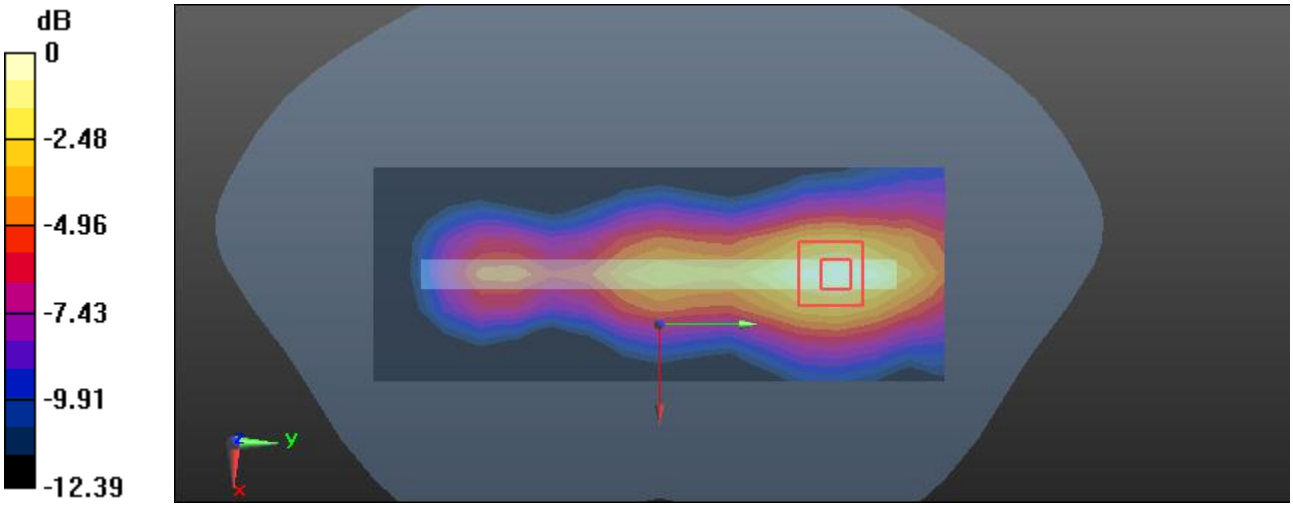

0 dB = 0.196 W/kg = -7.08 dBW/kg

Plot 199#: LTE Band 41_1RB_Mid_Body Top

DUT: Mobile Phone ; Type: X6528; Serial: 2CFS-1

Communication System: TDD-LTE; Frequency: 2593 MHz;Duty Cycle: 1:1.58
Medium parameters used: f = 2593 MHz; σ = 1.965 S/m; ε_r = 37.896; ρ = 1000 kg/m^3
Phantom section: Flat Section

DASY5 Configuration:

- Probe: ES3DV3 - SN3157; ConvF(4.52, 4.52, 4.52) @ 2593 MHz; Calibrated: 2023/4/10
- Sensor-Surface: 3mm (Mechanical Surface Detection)
- Electronics: DAE4 Sn1493; Calibrated: 2023/3/17
- Phantom: Twin SAM; Type: Twin SAM V5.0; Serial: TP:1412
- Measurement SW: DASY52, Version 52.10 (2); SEMCAD X Version 14.6.12 (7470)

Area Scan (7x12x1): Measurement grid: dx=12mm, dy=12mm
Maximum value of SAR (measured) = 0.680 W/kg

Zoom Scan (5x5x7)/Cube 0: Measurement grid: dx=8mm, dy=8mm, dz=5mm
Reference Value = 2.268 V/m; Power Drift = 0.00 dB
Peak SAR (extrapolated) = 1.50 W/kg
SAR(1 g) = 0.701 W/kg; SAR(10 g) = 0.300 W/kg
Maximum value of SAR (measured) = 0.946 W/kg

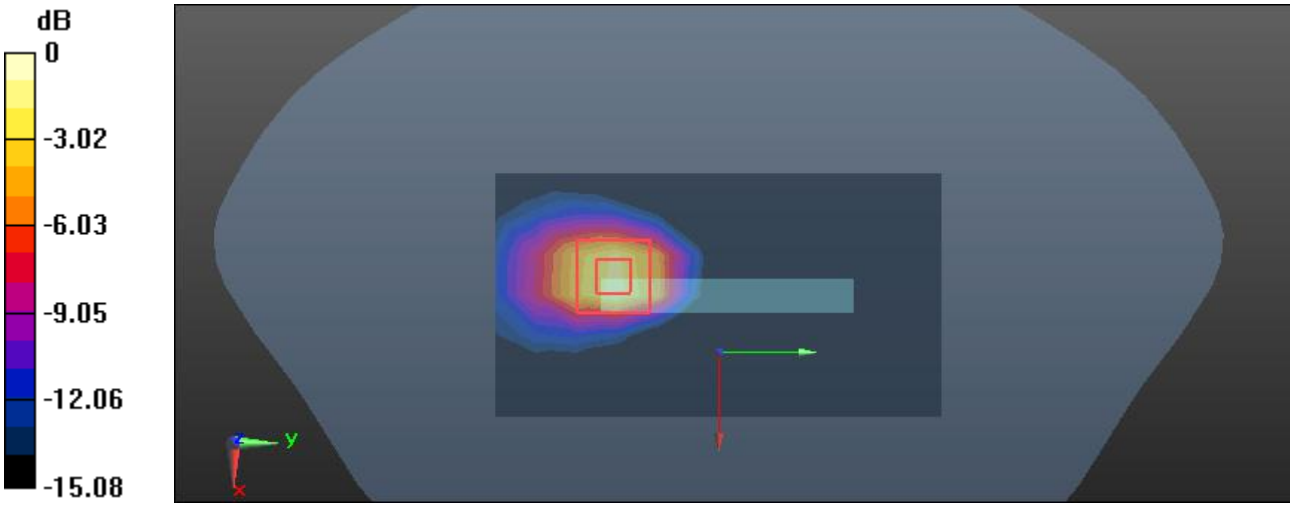

0 dB = 0.946 W/kg = -0.24 dBW/kg

Plot 200#: LTE Band 41_50%RB_Mid_Body Top

DUT: Mobile Phone ; Type: X6528; Serial: 2CFS-1

Communication System: TDD-LTE; Frequency: 2593 MHz;Duty Cycle: 1:1.58
Medium parameters used: f = 2593 MHz; σ = 1.965 S/m; ε_r = 37.896; ρ = 1000 kg/m^3
Phantom section: Flat Section

DASY5 Configuration:

- Probe: ES3DV3 - SN3157; ConvF(4.52, 4.52, 4.52) @ 2593 MHz; Calibrated: 2023/4/10
- Sensor-Surface: 3mm (Mechanical Surface Detection)
- Electronics: DAE4 Sn1493; Calibrated: 2023/3/17
- Phantom: Twin SAM; Type: Twin SAM V5.0; Serial: TP:1412
- Measurement SW: DASY52, Version 52.10 (2); SEMCAD X Version 14.6.12 (7470)

Area Scan (7x12x1): Measurement grid: dx=12mm, dy=12mm
Maximum value of SAR (measured) = 0.498 W/kg

Zoom Scan (5x5x7)/Cube 0: Measurement grid: dx=8mm, dy=8mm, dz=5mm
Reference Value = 1.650 V/m; Power Drift = -0.03 dB
Peak SAR (extrapolated) = 1.12 W/kg
SAR(1 g) = 0.520 W/kg; SAR(10 g) = 0.221 W/kg
Maximum value of SAR (measured) = 0.708 W/kg

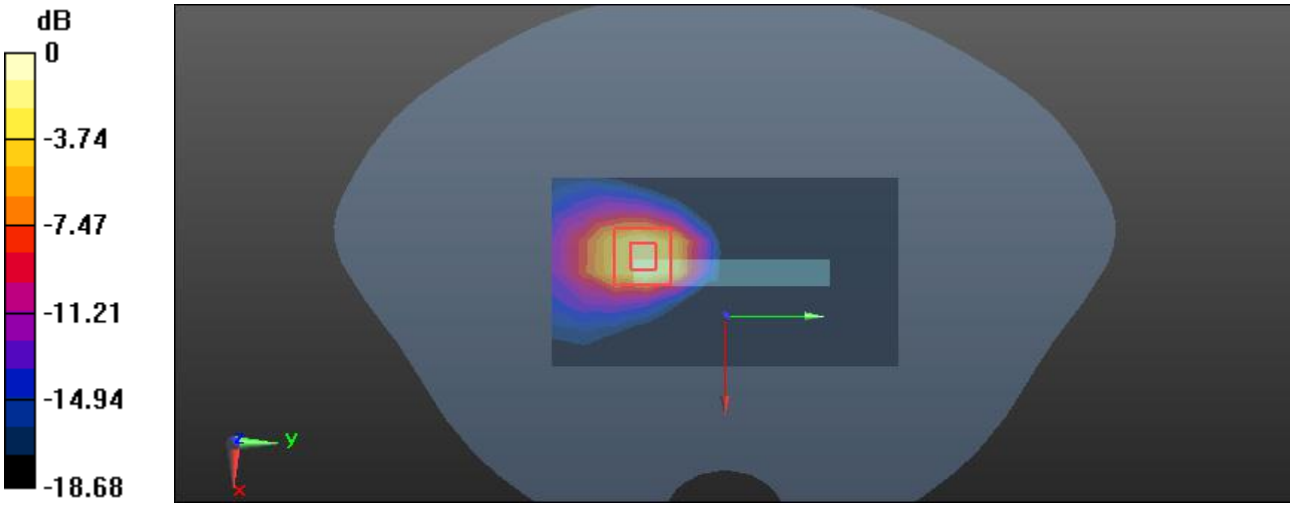

0 dB = 0.708 W/kg = -1.50 dBW/kg

Plot 201#: LTE Band 66_1RB_Mid_Head Left Cheek

DUT: Mobile Phone ; Type: X6528; Serial: 2CFS-1

Communication System: Generic FDD-LTE; Frequency: 1745 MHz;Duty Cycle: 1:1
Medium parameters used: f = 1745 MHz; σ = 1.372 S/m; ε_r = 40.224; ρ = 1000 kg/m^3
Phantom section: Left Section

DASY5 Configuration:

- Probe: ES3DV3 - SN3157; ConvF(5.38, 5.38, 5.38) @ 1745 MHz; Calibrated: 2023/4/10
- Sensor-Surface: 3mm (Mechanical Surface Detection)
- Electronics: DAE4 Sn1493; Calibrated: 2023/3/17
- Phantom: Twin SAM; Type: Twin SAM V5.0; Serial: TP:1412
- Measurement SW: DASY52, Version 52.10 (2); SEMCAD X Version 14.6.12 (7470)

Area Scan (8x9x1): Measurement grid: dx=15mm, dy=15mm
Maximum value of SAR (measured) = 0.468 W/kg

Zoom Scan (5x5x7)/Cube 0: Measurement grid: dx=8mm, dy=8mm, dz=5mm
Reference Value = 16.68 V/m; Power Drift = 0.07 dB
Peak SAR (extrapolated) = 0.775 W/kg
SAR(1 g) = 0.454 W/kg; SAR(10 g) = 0.263 W/kg
Maximum value of SAR (measured) = 0.510 W/kg



0 dB = 0.510 W/kg = -2.92 dBW/kg

Plot 202#: LTE Band 66_50%RB_Mid_Head Left Cheek

DUT: Mobile Phone ; Type: X6528; Serial: 2CFS-1

Communication System: Generic FDD-LTE; Frequency: 1745 MHz;Duty Cycle: 1:1
Medium parameters used: f = 1745 MHz; σ = 1.372 S/m; ε_r = 40.224; ρ = 1000 kg/m^3
Phantom section: Left Section

DASY5 Configuration:

- Probe: ES3DV3 - SN3157; ConvF(5.38, 5.38, 5.38) @ 1745 MHz; Calibrated: 2023/4/10
- Sensor-Surface: 3mm (Mechanical Surface Detection)
- Electronics: DAE4 Sn1493; Calibrated: 2023/3/17
- Phantom: Twin SAM; Type: Twin SAM V5.0; Serial: TP:1412
- Measurement SW: DASY52, Version 52.10 (2); SEMCAD X Version 14.6.12 (7470)

Area Scan (8x9x1): Measurement grid: dx=15mm, dy=15mm
Maximum value of SAR (measured) = 0.362 W/kg

Zoom Scan (5x5x7)/Cube 0: Measurement grid: dx=8mm, dy=8mm, dz=5mm
Reference Value = 15.38 V/m; Power Drift = -0.05 dB
Peak SAR (extrapolated) = 0.600 W/kg
SAR(1 g) = 0.353 W/kg; SAR(10 g) = 0.206 W/kg
Maximum value of SAR (measured) = 0.392 W/kg



0 dB = 0.392 W/kg = -4.07 dBW/kg

Plot 203#: LTE Band 66_1RB_Mid_Head Left Tilt

DUT: Mobile Phone ; Type: X6528; Serial: 2CFS-1

Communication System: Generic FDD-LTE; Frequency: 1745 MHz;Duty Cycle: 1:1
Medium parameters used: f = 1745 MHz; σ = 1.372 S/m; ε_r = 40.224; ρ = 1000 kg/m^3
Phantom section: Left Section

DASY5 Configuration:

- Probe: ES3DV3 - SN3157; ConvF(5.38, 5.38, 5.38) @ 1745 MHz; Calibrated: 2023/4/10
- Sensor-Surface: 3mm (Mechanical Surface Detection)
- Electronics: DAE4 Sn1493; Calibrated: 2023/3/17
- Phantom: Twin SAM; Type: Twin SAM V5.0; Serial: TP:1412
- Measurement SW: DASY52, Version 52.10 (2); SEMCAD X Version 14.6.12 (7470)

Area Scan (8x9x1): Measurement grid: dx=15mm, dy=15mm
Maximum value of SAR (measured) = 0.577 W/kg

Zoom Scan (5x5x7)/Cube 0: Measurement grid: dx=8mm, dy=8mm, dz=5mm
Reference Value = 20.49 V/m; Power Drift = -0.02 dB
Peak SAR (extrapolated) = 1.03 W/kg
SAR(1 g) = 0.597 W/kg; SAR(10 g) = 0.331 W/kg
Maximum value of SAR (measured) = 0.681 W/kg



0 dB = 0.681 W/kg = -1.67 dBW/kg

Plot 204#: LTE Band 66_50%RB_Mid_Head Left Tilt

DUT: Mobile Phone ; Type: X6528; Serial: 2CFS-1

Communication System: Generic FDD-LTE; Frequency: 1745 MHz;Duty Cycle: 1:1
Medium parameters used: f = 1745 MHz; σ = 1.372 S/m; ε_r = 40.224; ρ = 1000 kg/m^3
Phantom section: Left Section

DASY5 Configuration:

- Probe: ES3DV3 - SN3157; ConvF(5.38, 5.38, 5.38) @ 1745 MHz; Calibrated: 2023/4/10
- Sensor-Surface: 3mm (Mechanical Surface Detection)
- Electronics: DAE4 Sn1493; Calibrated: 2023/3/17
- Phantom: Twin SAM; Type: Twin SAM V5.0; Serial: TP:1412
- Measurement SW: DASY52, Version 52.10 (2); SEMCAD X Version 14.6.12 (7470)

Area Scan (8x9x1): Measurement grid: dx=15mm, dy=15mm
Maximum value of SAR (measured) = 0.438 W/kg

Zoom Scan (5x5x7)/Cube 0: Measurement grid: dx=8mm, dy=8mm, dz=5mm
Reference Value = 17.81 V/m; Power Drift = -0.01 dB
Peak SAR (extrapolated) = 0.791 W/kg
SAR(1 g) = 0.455 W/kg; SAR(10 g) = 0.251 W/kg
Maximum value of SAR (measured) = 0.518 W/kg



0 dB = 0.518 W/kg = -2.86 dBW/kg

Plot 205#: LTE Band 66_1RB_Mid_Head Right Cheek

DUT: Mobile Phone ; Type: X6528; Serial: 2CFS-1

Communication System: Generic FDD-LTE; Frequency: 1745 MHz;Duty Cycle: 1:1
Medium parameters used: f = 1745 MHz; σ = 1.372 S/m; ε_r = 40.224; ρ = 1000 kg/m^3
Phantom section: Right Section

DASY5 Configuration:

- Probe: ES3DV3 - SN3157; ConvF(5.38, 5.38, 5.38) @ 1745 MHz; Calibrated: 2023/4/10
- Sensor-Surface: 3mm (Mechanical Surface Detection)
- Electronics: DAE4 Sn1493; Calibrated: 2023/3/17
- Phantom: Twin SAM; Type: Twin SAM V5.0; Serial: TP:1412
- Measurement SW: DASY52, Version 52.10 (2); SEMCAD X Version 14.6.12 (7470)

Area Scan (8x9x1): Measurement grid: dx=15mm, dy=15mm
Maximum value of SAR (measured) = 0.637 W/kg

Zoom Scan (5x5x7)/Cube 0: Measurement grid: dx=8mm, dy=8mm, dz=5mm
Reference Value = 13.49 V/m; Power Drift = -0.14 dB
Peak SAR (extrapolated) = 1.17 W/kg
SAR(1 g) = 0.616 W/kg; SAR(10 g) = 0.321 W/kg
Maximum value of SAR (measured) = 0.688 W/kg



0 dB = 0.688 W/kg = -1.62 dBW/kg

Plot 206#: LTE Band 66_50%RB_Mid_Head Right Cheek

DUT: Mobile Phone ; Type: X6528; Serial: 2CFS-1

Communication System: Generic FDD-LTE; Frequency: 1745 MHz;Duty Cycle: 1:1
Medium parameters used: f = 1745 MHz; σ = 1.372 S/m; ε_r = 40.224; ρ = 1000 kg/m^3
Phantom section: Right Section

DASY5 Configuration:

- Probe: ES3DV3 - SN3157; ConvF(5.38, 5.38, 5.38) @ 1745 MHz; Calibrated: 2023/4/10
- Sensor-Surface: 3mm (Mechanical Surface Detection)
- Electronics: DAE4 Sn1493; Calibrated: 2023/3/17
- Phantom: Twin SAM; Type: Twin SAM V5.0; Serial: TP:1412
- Measurement SW: DASY52, Version 52.10 (2); SEMCAD X Version 14.6.12 (7470)

Area Scan (8x9x1): Measurement grid: dx=15mm, dy=15mm
Maximum value of SAR (measured) = 0.474 W/kg

Zoom Scan (5x5x7)/Cube 0: Measurement grid: dx=8mm, dy=8mm, dz=5mm
Reference Value = 11.49 V/m; Power Drift = 0.03 dB
Peak SAR (extrapolated) = 0.880 W/kg
SAR(1 g) = 0.464 W/kg; SAR(10 g) = 0.241 W/kg
Maximum value of SAR (measured) = 0.520 W/kg



0 dB = 0.520 W/kg = -2.84 dBW/kg

Plot 207#: LTE Band 66_1RB_Low_Head Right Tilt

DUT: Mobile Phone ; Type: X6528; Serial: 2CFS-1

Communication System: Generic FDD-LTE; Frequency: 1720 MHz;Duty Cycle: 1:1
Medium parameters used: f = 1720 MHz; σ = 1.364 S/m; ε_r = 40.344; ρ = 1000 kg/m^3
Phantom section: Right Section

DASY5 Configuration:

- Probe: ES3DV3 - SN3157; ConvF(5.38, 5.38, 5.38) @ 1720 MHz; Calibrated: 2023/4/10
- Sensor-Surface: 3mm (Mechanical Surface Detection)
- Electronics: DAE4 Sn1493; Calibrated: 2023/3/17
- Phantom: Twin SAM; Type: Twin SAM V5.0; Serial: TP:1412
- Measurement SW: DASY52, Version 52.10 (2); SEMCAD X Version 14.6.12 (7470)

Area Scan (8x9x1): Measurement grid: dx=15mm, dy=15mm
Maximum value of SAR (measured) = 0.709 W/kg

Zoom Scan (5x5x7)/Cube 0: Measurement grid: dx=8mm, dy=8mm, dz=5mm
Reference Value = 14.27 V/m; Power Drift = -0.00 dB
Peak SAR (extrapolated) = 1.29 W/kg
SAR(1 g) = 0.660 W/kg; SAR(10 g) = 0.325 W/kg
Maximum value of SAR (measured) = 0.765 W/kg



0 dB = 0.765 W/kg = -1.16 dBW/kg

Plot 208#: LTE Band 66_1RB_Mid_Head Right Tilt

DUT: Mobile Phone ; Type: X6528; Serial: 2CFS-1

Communication System: Generic FDD-LTE; Frequency: 1745 MHz;Duty Cycle: 1:1
Medium parameters used: f = 1745 MHz; σ = 1.372 S/m; ε_r = 40.224; ρ = 1000 kg/m^3
Phantom section: Right Section

DASY5 Configuration:

- Probe: ES3DV3 - SN3157; ConvF(5.38, 5.38, 5.38) @ 1745 MHz; Calibrated: 2023/4/10
- Sensor-Surface: 3mm (Mechanical Surface Detection)
- Electronics: DAE4 Sn1493; Calibrated: 2023/3/17
- Phantom: Twin SAM; Type: Twin SAM V5.0; Serial: TP:1412
- Measurement SW: DASY52, Version 52.10 (2); SEMCAD X Version 14.6.12 (7470)

Area Scan (8x9x1): Measurement grid: dx=15mm, dy=15mm
Maximum value of SAR (measured) = 0.928 W/kg

Zoom Scan (5x5x7)/Cube 0: Measurement grid: dx=8mm, dy=8mm, dz=5mm
Reference Value = 16.47 V/m; Power Drift = 0.02 dB
Peak SAR (extrapolated) = 1.52 W/kg
SAR(1 g) = 0.759 W/kg; SAR(10 g) = 0.365 W/kg
Maximum value of SAR (measured) = 0.970 W/kg



0 dB = 0.970 W/kg = -0.13 dBW/kg

Plot 209#: LTE Band 66_1RB_High_Head Right Tilt

DUT: Mobile Phone ; Type: X6528; Serial: 2CFS-1

Communication System: Generic FDD-LTE; Frequency: 1770 MHz;Duty Cycle: 1:1
Medium parameters used: f = 1770 MHz; σ = 1.384 S/m; ε_r = 40.117; ρ = 1000 kg/m^3
Phantom section: Right Section

DASY5 Configuration:

- Probe: ES3DV3 - SN3157; ConvF(5.38, 5.38, 5.38) @ 1770 MHz; Calibrated: 2023/4/10
- Sensor-Surface: 3mm (Mechanical Surface Detection)
- Electronics: DAE4 Sn1493; Calibrated: 2023/3/17
- Phantom: Twin SAM; Type: Twin SAM V5.0; Serial: TP:1412
- Measurement SW: DASY52, Version 52.10 (2); SEMCAD X Version 14.6.12 (7470)

Area Scan (8x9x1): Measurement grid: dx=15mm, dy=15mm
Maximum value of SAR (measured) = 0.798 W/kg

Zoom Scan (5x5x7)/Cube 0: Measurement grid: dx=8mm, dy=8mm, dz=5mm
Reference Value = 14.92 V/m; Power Drift = -0.03 dB
Peak SAR (extrapolated) = 1.48 W/kg
SAR(1 g) = 0.750 W/kg; SAR(10 g) = 0.365 W/kg
Maximum value of SAR (measured) = 0.853 W/kg



0 dB = 0.853 W/kg = -0.69 dBW/kg

Plot 210#: LTE Band 66_50%RB_Mid_Head Right Tilt

DUT: Mobile Phone ; Type: X6528; Serial: 2CFS-1

Communication System: Generic FDD-LTE; Frequency: 1745 MHz;Duty Cycle: 1:1
Medium parameters used: f = 1745 MHz; σ = 1.372 S/m; ε_r = 40.224; ρ = 1000 kg/m^3
Phantom section: Right Section

DASY5 Configuration:

- Probe: ES3DV3 - SN3157; ConvF(5.38, 5.38, 5.38) @ 1745 MHz; Calibrated: 2023/4/10
- Sensor-Surface: 3mm (Mechanical Surface Detection)
- Electronics: DAE4 Sn1493; Calibrated: 2023/3/17
- Phantom: Twin SAM; Type: Twin SAM V5.0; Serial: TP:1412
- Measurement SW: DASY52, Version 52.10 (2); SEMCAD X Version 14.6.12 (7470)

Area Scan (8x9x1): Measurement grid: dx=15mm, dy=15mm
Maximum value of SAR (measured) = 0.694 W/kg

Zoom Scan (5x5x7)/Cube 0: Measurement grid: dx=8mm, dy=8mm, dz=5mm
Reference Value = 13.93 V/m; Power Drift = 0.03 dB
Peak SAR (extrapolated) = 1.27 W/kg
SAR(1 g) = 0.646 W/kg; SAR(10 g) = 0.315 W/kg
Maximum value of SAR (measured) = 0.733 W/kg



0 dB = 0.733 W/kg = -1.35 dBW/kg

Plot 211#: LTE Band 66_100%RB_Mid_Head Right Tilt

DUT: Mobile Phone ; Type: X6528; Serial: 2CFS-1

Communication System: Generic FDD-LTE; Frequency: 1745 MHz;Duty Cycle: 1:1
Medium parameters used: f = 1745 MHz; σ = 1.372 S/m; ε_r = 40.224; ρ = 1000 kg/m^3
Phantom section: Right Section

DASY5 Configuration:

- Probe: ES3DV3 - SN3157; ConvF(5.38, 5.38, 5.38) @ 1745 MHz; Calibrated: 2023/4/10
- Sensor-Surface: 3mm (Mechanical Surface Detection)
- Electronics: DAE4 Sn1493; Calibrated: 2023/3/17
- Phantom: Twin SAM; Type: Twin SAM V5.0; Serial: TP:1412
- Measurement SW: DASY52, Version 52.10 (2); SEMCAD X Version 14.6.12 (7470)

Area Scan (8x9x1): Measurement grid: dx=15mm, dy=15mm
Maximum value of SAR (measured) = 0.661 W/kg

Zoom Scan (5x5x7)/Cube 0: Measurement grid: dx=8mm, dy=8mm, dz=5mm
Reference Value = 13.50 V/m; Power Drift = 0.02 dB
Peak SAR (extrapolated) = 1.22 W/kg
SAR(1 g) = 0.617 W/kg; SAR(10 g) = 0.300 W/kg
Maximum value of SAR (measured) = 0.700 W/kg

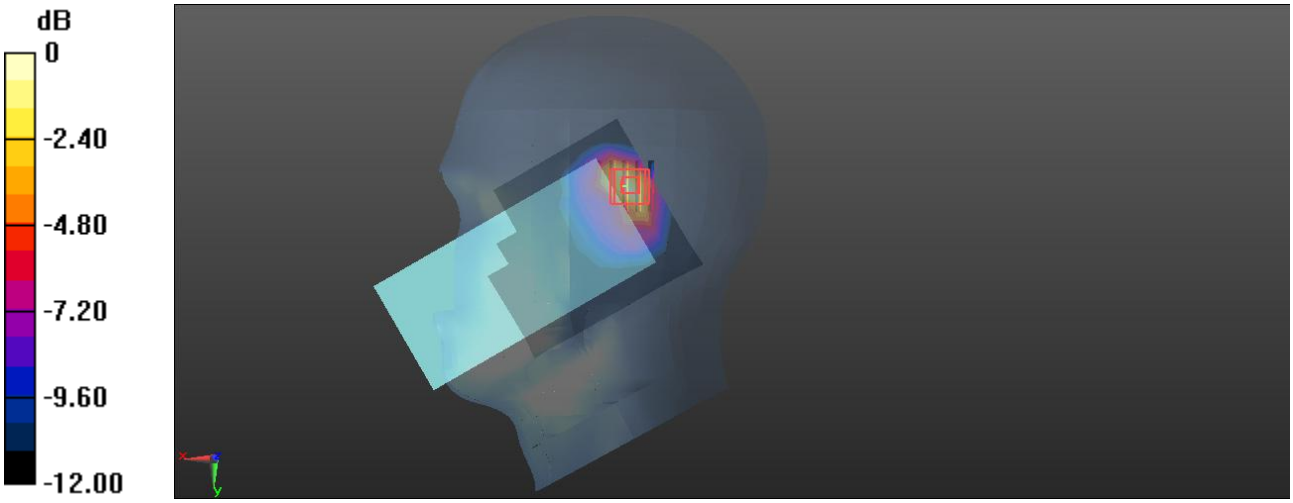

0 dB = 0.700 W/kg = -1.55 dBW/kg

Plot 212#: LTE Band 66_1RB_Mid_Body Front

DUT: Mobile Phone ; Type: X6528; Serial: 2CFS-1

Communication System: Generic FDD-LTE; Frequency: 1745 MHz;Duty Cycle: 1:1
Medium parameters used: f = 1745 MHz; σ = 1.372 S/m; ε_r = 40.224; ρ = 1000 kg/m^3
Phantom section: Flat Section

DASY5 Configuration:

- Probe: ES3DV3 - SN3157; ConvF(5.38, 5.38, 5.38) @ 1745 MHz; Calibrated: 2023/4/10
- Sensor-Surface: 3mm (Mechanical Surface Detection)
- Electronics: DAE4 Sn1493; Calibrated: 2023/3/17
- Phantom: Twin SAM; Type: Twin SAM V5.0; Serial: TP:1412
- Measurement SW: DASY52, Version 52.10 (2); SEMCAD X Version 14.6.12 (7470)

Area Scan (8x14x1): Measurement grid: dx=15mm, dy=15mm
Maximum value of SAR (measured) = 0.223 W/kg

Zoom Scan (5x5x7)/Cube 0: Measurement grid: dx=8mm, dy=8mm, dz=5mm
Reference Value = 6.769 V/m; Power Drift = 0.01 dB
Peak SAR (extrapolated) = 0.350 W/kg
SAR(1 g) = 0.207 W/kg; SAR(10 g) = 0.117 W/kg
Maximum value of SAR (measured) = 0.217 W/kg

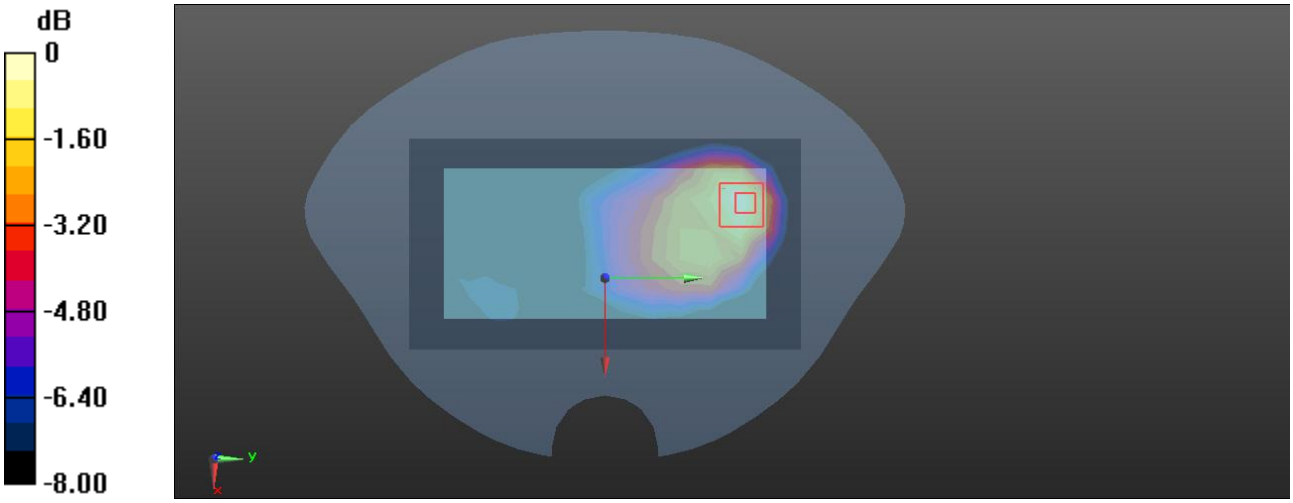

0 dB = 0.217 W/kg = -6.64 dBW/kg

Plot 213#: LTE Band 66_50%RB_Mid_Body Front

DUT: Mobile Phone ; Type: X6528; Serial: 2CFS-1

Communication System: Generic FDD-LTE; Frequency: 1745 MHz;Duty Cycle: 1:1
Medium parameters used: f = 1745 MHz; σ = 1.372 S/m; ε_r = 40.224; ρ = 1000 kg/m^3
Phantom section: Flat Section

DASY5 Configuration:

- Probe: ES3DV3 - SN3157; ConvF(5.38, 5.38, 5.38) @ 1745 MHz; Calibrated: 2023/4/10
- Sensor-Surface: 3mm (Mechanical Surface Detection)
- Electronics: DAE4 Sn1493; Calibrated: 2023/3/17
- Phantom: Twin SAM; Type: Twin SAM V5.0; Serial: TP:1412
- Measurement SW: DASY52, Version 52.10 (2); SEMCAD X Version 14.6.12 (7470)

Area Scan (8x14x1): Measurement grid: dx=15mm, dy=15mm
Maximum value of SAR (measured) = 0.149 W/kg

Zoom Scan (5x5x7)/Cube 0: Measurement grid: dx=8mm, dy=8mm, dz=5mm
Reference Value = 5.390 V/m; Power Drift = 0.03 dB
Peak SAR (extrapolated) = 0.269 W/kg
SAR(1 g) = 0.158 W/kg; SAR(10 g) = 0.089 W/kg
Maximum value of SAR (measured) = 0.177 W/kg

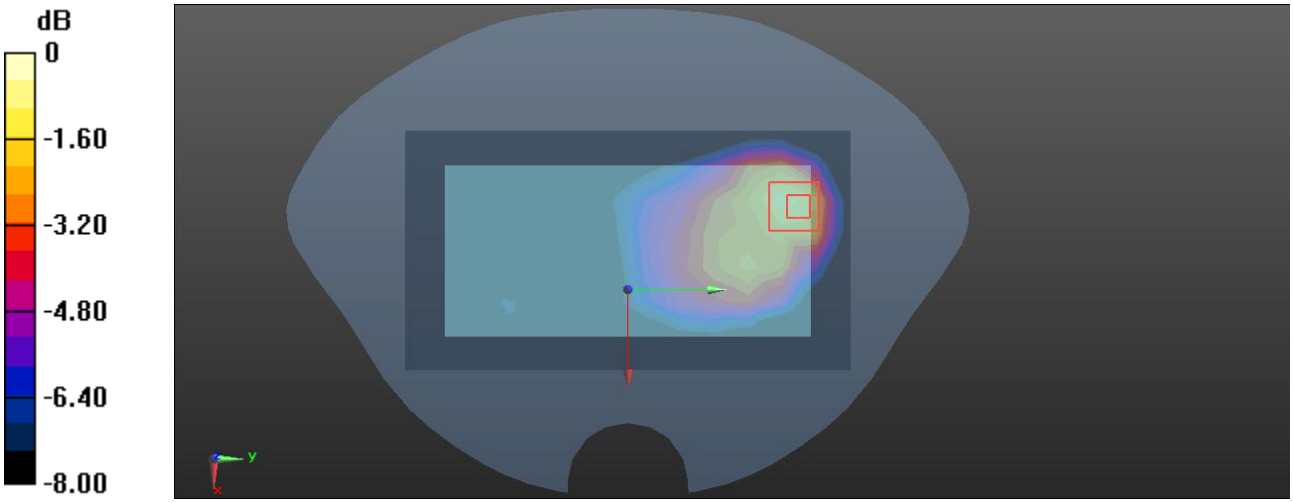

0 dB = 0.177 W/kg = -7.52 dBW/kg

Plot 214#: LTE Band 66_1RB_Mid_Body Back

DUT: Mobile Phone ; Type: X6528; Serial: 2CFS-1

Communication System: Generic FDD-LTE; Frequency: 1745 MHz;Duty Cycle: 1:1
Medium parameters used: f = 1745 MHz; σ = 1.372 S/m; ε_r = 40.224; ρ = 1000 kg/m^3
Phantom section: Flat Section

DASY5 Configuration:

- Probe: ES3DV3 - SN3157; ConvF(5.38, 5.38, 5.38) @ 1745 MHz; Calibrated: 2023/4/10
- Sensor-Surface: 3mm (Mechanical Surface Detection)
- Electronics: DAE4 Sn1493; Calibrated: 2023/3/17
- Phantom: Twin SAM; Type: Twin SAM V5.0; Serial: TP:1412
- Measurement SW: DASY52, Version 52.10 (2); SEMCAD X Version 14.6.12 (7470)

Area Scan (8x14x1): Measurement grid: dx=15mm, dy=15mm
Maximum value of SAR (measured) = 0.305 W/kg

Zoom Scan (5x5x7)/Cube 0: Measurement grid: dx=8mm, dy=8mm, dz=5mm
Reference Value = 7.115 V/m; Power Drift = -0.03 dB
Peak SAR (extrapolated) = 0.508 W/kg
SAR(1 g) = 0.279 W/kg; SAR(10 g) = 0.156 W/kg
Maximum value of SAR (measured) = 0.310 W/kg

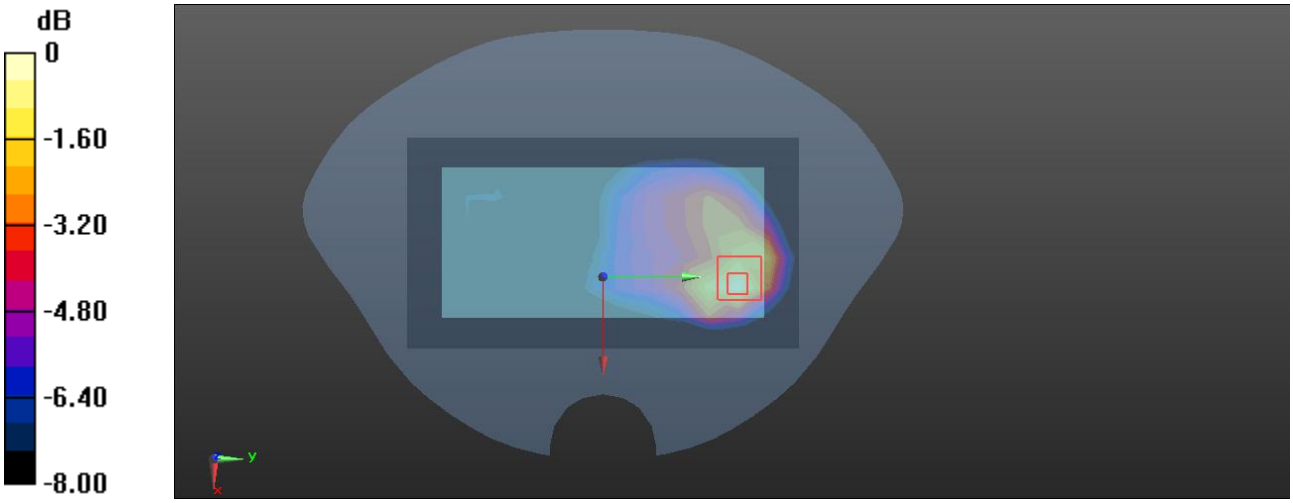

0 dB = 0.310 W/kg = -5.09 dBW/kg

Plot 215#: LTE Band 66_50%RB_Mid_Body Back

DUT: Mobile Phone ; Type: X6528; Serial: 2CFS-1

Communication System: Generic FDD-LTE; Frequency: 1745 MHz;Duty Cycle: 1:1
Medium parameters used: f = 1745 MHz; σ = 1.372 S/m; ε_r = 40.224; ρ = 1000 kg/m^3
Phantom section: Flat Section

DASY5 Configuration:

- Probe: ES3DV3 - SN3157; ConvF(5.38, 5.38, 5.38) @ 1745 MHz; Calibrated: 2023/4/10
- Sensor-Surface: 3mm (Mechanical Surface Detection)
- Electronics: DAE4 Sn1493; Calibrated: 2023/3/17
- Phantom: Twin SAM; Type: Twin SAM V5.0; Serial: TP:1412
- Measurement SW: DASY52, Version 52.10 (2); SEMCAD X Version 14.6.12 (7470)

Area Scan (8x14x1): Measurement grid: dx=15mm, dy=15mm
Maximum value of SAR (measured) = 0.231 W/kg

Zoom Scan (5x5x7)/Cube 0: Measurement grid: dx=8mm, dy=8mm, dz=5mm
Reference Value = 6.178 V/m; Power Drift = -0.06 dB
Peak SAR (extrapolated) = 0.389 W/kg
SAR(1 g) = 0.214 W/kg; SAR(10 g) = 0.119 W/kg
Maximum value of SAR (measured) = 0.238 W/kg

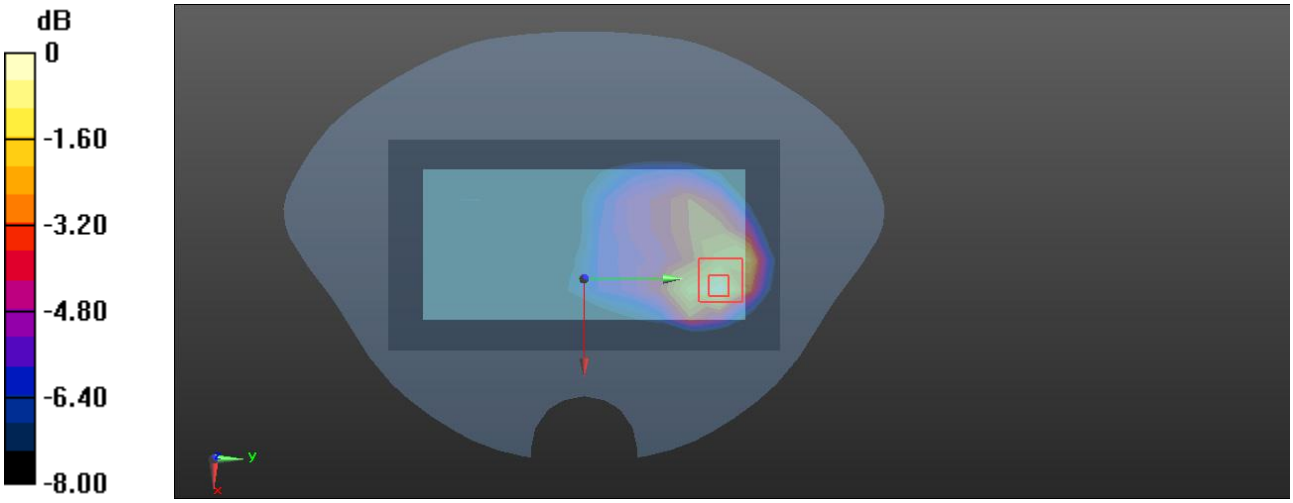

0 dB = 0.238 W/kg = -6.23 dBW/kg

Plot 216#: LTE Band 66_1RB_Mid_Body Left

DUT: Mobile Phone ; Type: X6528; Serial: 2CFS-1

Communication System: Generic FDD-LTE; Frequency: 1745 MHz;Duty Cycle: 1:1
Medium parameters used: f = 1745 MHz; σ = 1.372 S/m; ε_r = 40.224; ρ = 1000 kg/m^3
Phantom section: Flat Section

DASY5 Configuration:

- Probe: ES3DV3 - SN3157; ConvF(5.38, 5.38, 5.38) @ 1745 MHz; Calibrated: 2023/4/10
- Sensor-Surface: 3mm (Mechanical Surface Detection)
- Electronics: DAE4 Sn1493; Calibrated: 2023/3/17
- Phantom: Twin SAM; Type: Twin SAM V5.0; Serial: TP:1412
- Measurement SW: DASY52, Version 52.10 (2); SEMCAD X Version 14.6.12 (7470)

Area Scan (6x14x1): Measurement grid: dx=15mm, dy=15mm
Maximum value of SAR (measured) = 0.0849 W/kg

Zoom Scan (5x5x7)/Cube 0: Measurement grid: dx=8mm, dy=8mm, dz=5mm
Reference Value = 5.541 V/m; Power Drift = 0.05 dB
Peak SAR (extrapolated) = 0.132 W/kg
SAR(1 g) = 0.079 W/kg; SAR(10 g) = 0.046 W/kg
Maximum value of SAR (measured) = 0.0865 W/kg

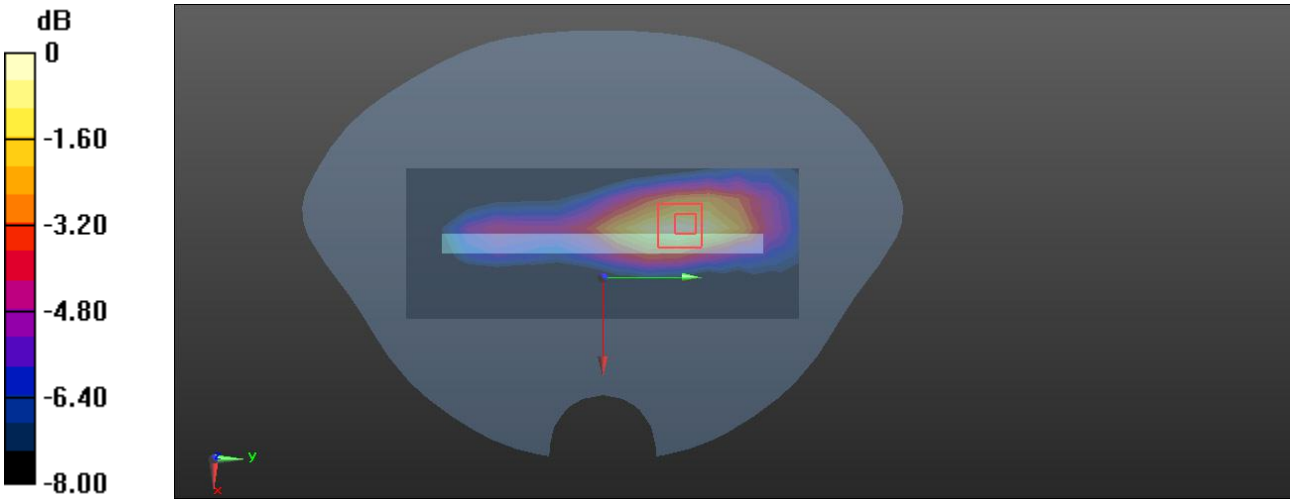

0 dB = 0.0865 W/kg = -10.63 dBW/kg

Plot 217#: LTE Band 66_50%RB_Mid_Body Left

DUT: Mobile Phone ; Type: X6528; Serial: 2CFS-1

Communication System: Generic FDD-LTE; Frequency: 1745 MHz;Duty Cycle: 1:1
Medium parameters used: f = 1745 MHz; σ = 1.372 S/m; ε_r = 40.224; ρ = 1000 kg/m^3
Phantom section: Flat Section

DASY5 Configuration:

- Probe: ES3DV3 - SN3157; ConvF(5.38, 5.38, 5.38) @ 1745 MHz; Calibrated: 2023/4/10
- Sensor-Surface: 3mm (Mechanical Surface Detection)
- Electronics: DAE4 Sn1493; Calibrated: 2023/3/17
- Phantom: Twin SAM; Type: Twin SAM V5.0; Serial: TP:1412
- Measurement SW: DASY52, Version 52.10 (2); SEMCAD X Version 14.6.12 (7470)

Area Scan (6x14x1): Measurement grid: dx=15mm, dy=15mm
Maximum value of SAR (measured) = 0.0641 W/kg

Zoom Scan (5x5x7)/Cube 0: Measurement grid: dx=8mm, dy=8mm, dz=5mm
Reference Value = 4.790 V/m; Power Drift = 0.09 dB
Peak SAR (extrapolated) = 0.100 W/kg
SAR(1 g) = 0.060 W/kg; SAR(10 g) = 0.035 W/kg
Maximum value of SAR (measured) = 0.0655 W/kg

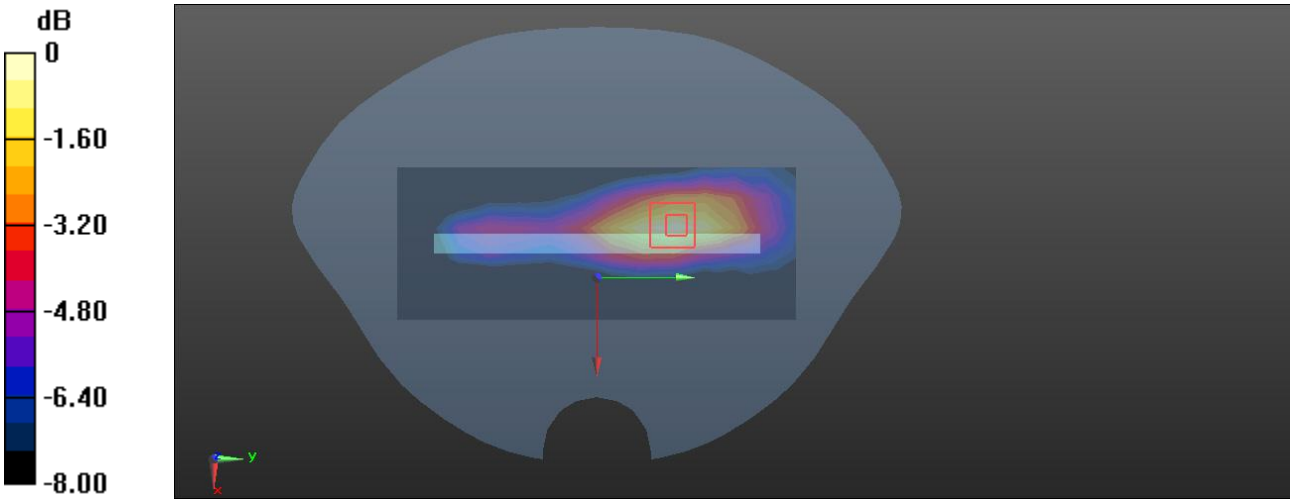

0 dB = 0.0655 W/kg = -11.84 dBW/kg

Plot 218#: LTE Band 66_1RB_Mid_Body Top

DUT: Mobile Phone ; Type: X6528; Serial: 2CFS-1

Communication System: Generic FDD-LTE; Frequency: 1745 MHz;Duty Cycle: 1:1
Medium parameters used: f = 1745 MHz; σ = 1.372 S/m; ε_r = 40.224; ρ = 1000 kg/m^3
Phantom section: Flat Section

DASY5 Configuration:

- Probe: ES3DV3 - SN3157; ConvF(5.38, 5.38, 5.38) @ 1745 MHz; Calibrated: 2023/4/10
- Sensor-Surface: 3mm (Mechanical Surface Detection)
- Electronics: DAE4 Sn1493; Calibrated: 2023/3/17
- Phantom: Twin SAM; Type: Twin SAM V5.0; Serial: TP:1412
- Measurement SW: DASY52, Version 52.10 (2); SEMCAD X Version 14.6.12 (7470)

Area Scan (6x10x1): Measurement grid: dx=15mm, dy=15mm
Maximum value of SAR (measured) = 0.278 W/kg

Zoom Scan (5x5x7)/Cube 0: Measurement grid: dx=8mm, dy=8mm, dz=5mm
Reference Value = 13.64 V/m; Power Drift = -0.01 dB
Peak SAR (extrapolated) = 0.493 W/kg
SAR(1 g) = 0.281 W/kg; SAR(10 g) = 0.150 W/kg
Maximum value of SAR (measured) = 0.320 W/kg

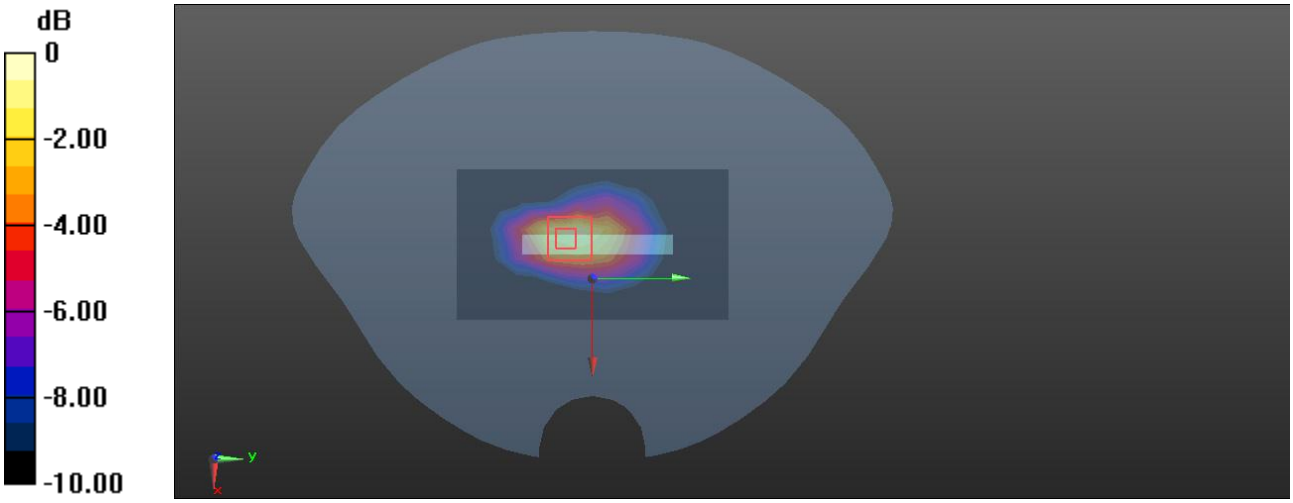

0 dB = 0.320 W/kg = -4.95 dBW/kg

Plot 219#: LTE Band 66_50%RB_Mid_Body Top

DUT: Mobile Phone ; Type: X6528; Serial: 2CFS-1

Communication System: Generic FDD-LTE; Frequency: 1745 MHz;Duty Cycle: 1:1
Medium parameters used: f = 1745 MHz; σ = 1.372 S/m; ε_r = 40.224; ρ = 1000 kg/m^3
Phantom section: Flat Section

DASY5 Configuration:

- Probe: ES3DV3 - SN3157; ConvF(5.38, 5.38, 5.38) @ 1745 MHz; Calibrated: 2023/4/10
- Sensor-Surface: 3mm (Mechanical Surface Detection)
- Electronics: DAE4 Sn1493; Calibrated: 2023/3/17
- Phantom: Twin SAM; Type: Twin SAM V5.0; Serial: TP:1412
- Measurement SW: DASY52, Version 52.10 (2); SEMCAD X Version 14.6.12 (7470)

Area Scan (6x10x1): Measurement grid: dx=15mm, dy=15mm
Maximum value of SAR (measured) = 0.209 W/kg

Zoom Scan (5x5x7)/Cube 0: Measurement grid: dx=8mm, dy=8mm, dz=5mm
Reference Value = 11.79 V/m; Power Drift = 0.07 dB
Peak SAR (extrapolated) = 0.376 W/kg
SAR(1 g) = 0.215 W/kg; SAR(10 g) = 0.114 W/kg
Maximum value of SAR (measured) = 0.246 W/kg

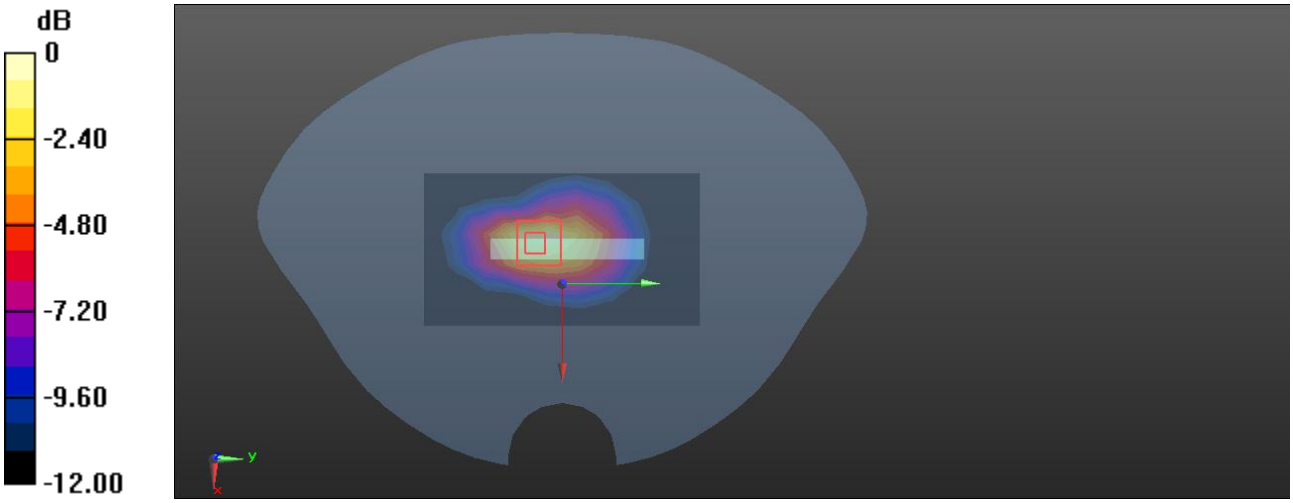

0 dB = 0.246 W/kg = -6.09 dBW/kg

Plot 220#:2.4G WLAN_Mid_Head Left Cheek

DUT: Mobile Phone ; Type: X6528; Serial: 2CFS-1

Communication System: 802.11 b; Frequency: 2442 MHz;Duty Cycle: 1:1.02
Medium parameters used: f = 2442 MHz; σ = 1.812 S/m; ε_r = 38.532; ρ = 1000 kg/m^3
Phantom section: Left Section

DASY5 Configuration:

- Probe: ES3DV3 - SN3157; ConvF(4.74, 4.74, 4.74) @ 2442 MHz; Calibrated: 2023/4/10
- Sensor-Surface: 3mm (Mechanical Surface Detection)
- Electronics: DAE4 Sn1493; Calibrated: 2023/3/17
- Phantom: Twin SAM; Type: Twin SAM V5.0; Serial: TP:1412
- Measurement SW: DASY52, Version 52.10 (2); SEMCAD X Version 14.6.12 (7470)

Area Scan (10x11x1): Measurement grid: dx=12mm, dy=12mm
Maximum value of SAR (measured) = 0.399 W/kg

Zoom Scan (5x5x7)/Cube 0: Measurement grid: dx=8mm, dy=8mm, dz=5mm
Reference Value = 9.224 V/m; Power Drift = 0.08 dB
Peak SAR (extrapolated) = 0.657 W/kg
SAR(1 g) = 0.392 W/kg; SAR(10 g) = 0.228 W/kg
Maximum value of SAR (measured) = 0.419 W/kg

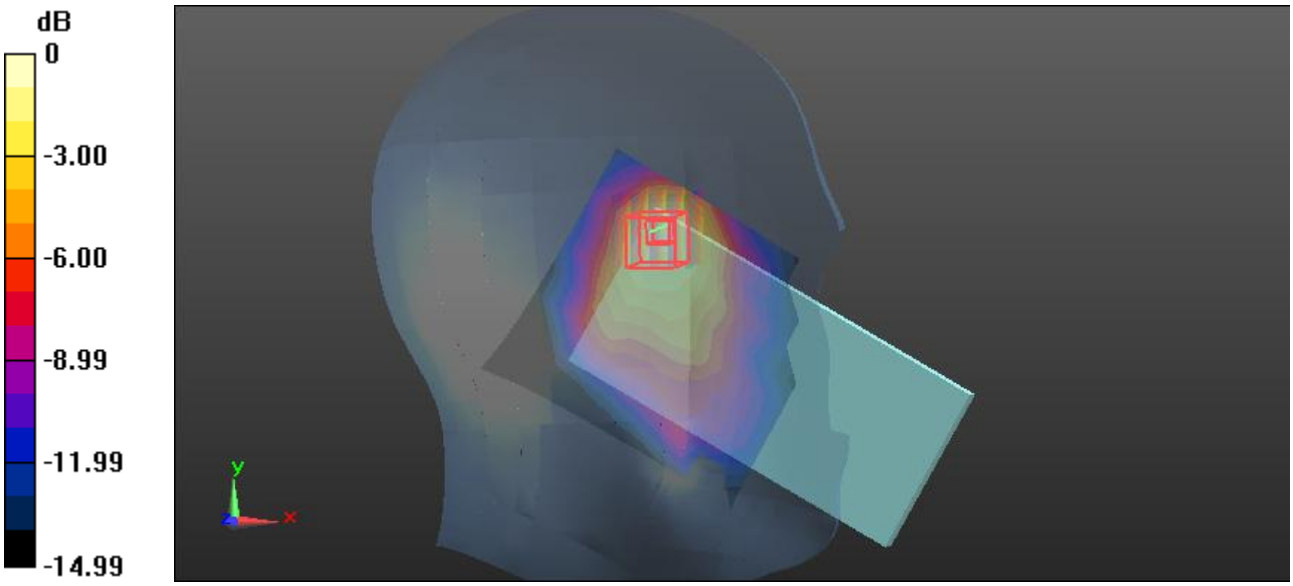

0 dB = 0.419 W/kg = -3.78 dBW/kg

Plot 221#:2.4G WLAN_Mid_Head Left Tilt

DUT: Mobile Phone ; Type: X6528; Serial: 2CFS-1

Communication System: 802.11 b; Frequency: 2442 MHz;Duty Cycle: 1:1.02
Medium parameters used: f = 2442 MHz; σ = 1.812 S/m; ε_r = 38.532; ρ = 1000 kg/m^3
Phantom section: Left Section

DASY5 Configuration:

- Probe: ES3DV3 - SN3157; ConvF(4.74, 4.74, 4.74) @ 2442 MHz; Calibrated: 2023/4/10
- Sensor-Surface: 3mm (Mechanical Surface Detection)
- Electronics: DAE4 Sn1493; Calibrated: 2023/3/17
- Phantom: Twin SAM; Type: Twin SAM V5.0; Serial: TP:1412
- Measurement SW: DASY52, Version 52.10 (2); SEMCAD X Version 14.6.12 (7470)

Area Scan (10x11x1): Measurement grid: dx=12mm, dy=12mm
Maximum value of SAR (measured) = 0.321 W/kg

Zoom Scan (5x5x7)/Cube 0: Measurement grid: dx=8mm, dy=8mm, dz=5mm
Reference Value = 9.251 V/m; Power Drift = -0.13 dB
Peak SAR (extrapolated) = 0.538 W/kg
SAR(1 g) = 0.304 W/kg; SAR(10 g) = 0.166 W/kg
Maximum value of SAR (measured) = 0.332 W/kg

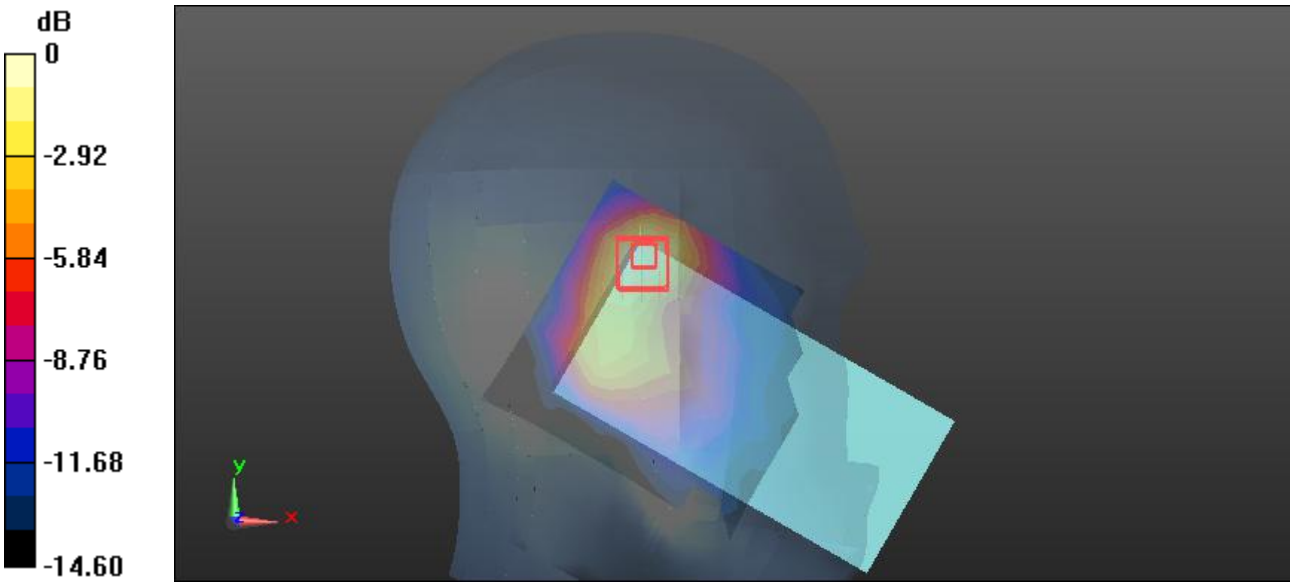

0 dB = 0.332 W/kg = -4.79 dBW/kg

Plot 222#:2.4G WLAN_Mid_Head Right Cheek

DUT: Mobile Phone ; Type: X6528; Serial: 2CFS-1

Communication System: 802.11 b; Frequency: 2442 MHz;Duty Cycle: 1:1.02
Medium parameters used: f = 2442 MHz; σ = 1.812 S/m; ε_r = 38.532; ρ = 1000 kg/m^3
Phantom section: Right Section

DASY5 Configuration:

- Probe: ES3DV3 - SN3157; ConvF(4.74, 4.74, 4.74) @ 2442 MHz; Calibrated: 2023/4/10
- Sensor-Surface: 3mm (Mechanical Surface Detection)
- Electronics: DAE4 Sn1493; Calibrated: 2023/3/17
- Phantom: Twin SAM; Type: Twin SAM V5.0; Serial: TP:1412
- Measurement SW: DASY52, Version 52.10 (2); SEMCAD X Version 14.6.12 (7470)

Area Scan (10x11x1): Measurement grid: dx=12mm, dy=12mm
Maximum value of SAR (measured) = 0.278 W/kg

Zoom Scan (5x5x7)/Cube 0: Measurement grid: dx=8mm, dy=8mm, dz=5mm
Reference Value = 12.10 V/m; Power Drift = -0.03 dB
Peak SAR (extrapolated) = 0.421 W/kg
SAR(1 g) = 0.266 W/kg; SAR(10 g) = 0.160 W/kg
Maximum value of SAR (measured) = 0.287 W/kg



0 dB = 0.287 W/kg = -5.42 dBW/kg

Plot 223#:2.4G WLAN_Mid_Head Right Tilt

DUT: Mobile Phone ; Type: X6528; Serial: 2CFS-1

Communication System: 802.11 b; Frequency: 2442 MHz;Duty Cycle: 1:1.02
Medium parameters used: f = 2442 MHz; σ = 1.812 S/m; ε_r = 38.532; ρ = 1000 kg/m^3
Phantom section: Right Section

DASY5 Configuration:

- Probe: ES3DV3 - SN3157; ConvF(4.74, 4.74, 4.74) @ 2442 MHz; Calibrated: 2023/4/10
- Sensor-Surface: 3mm (Mechanical Surface Detection)
- Electronics: DAE4 Sn1493; Calibrated: 2023/3/17
- Phantom: Twin SAM; Type: Twin SAM V5.0; Serial: TP:1412
- Measurement SW: DASY52, Version 52.10 (2); SEMCAD X Version 14.6.12 (7470)

Area Scan (10x11x1): Measurement grid: dx=12mm, dy=12mm
Maximum value of SAR (measured) = 0.254 W/kg

Zoom Scan (5x5x7)/Cube 0: Measurement grid: dx=8mm, dy=8mm, dz=5mm
Reference Value = 11.56 V/m; Power Drift = 0.02 dB
Peak SAR (extrapolated) = 0.398 W/kg
SAR(1 g) = 0.238 W/kg; SAR(10 g) = 0.136 W/kg
Maximum value of SAR (measured) = 0.260 W/kg



0 dB = 0.260 W/kg = -5.85 dBW/kg

Plot 224#:2.4G WLAN_Mid_Body Front

DUT: Mobile Phone ; Type: X6528; Serial: 2CFS-1

Communication System: 802.11 b; Frequency: 2442 MHz;Duty Cycle: 1:1.02
Medium parameters used: f = 2442 MHz; σ = 1.812 S/m; ε_r = 38.532; ρ = 1000 kg/m^3
Phantom section: Flat Section

DASY5 Configuration:

- Probe: ES3DV3 - SN3157; ConvF(4.74, 4.74, 4.74) @ 2442 MHz; Calibrated: 2023/4/10
- Sensor-Surface: 3mm (Mechanical Surface Detection)
- Electronics: DAE4 Sn1493; Calibrated: 2023/3/17
- Phantom: Twin SAM; Type: Twin SAM V5.0; Serial: TP:1412
- Measurement SW: DASY52, Version 52.10 (2); SEMCAD X Version 14.6.12 (7470)

Area Scan (10x17x1): Measurement grid: dx=12mm, dy=12mm
Maximum value of SAR (measured) = 0.0940 W/kg

Zoom Scan (5x5x7)/Cube 0: Measurement grid: dx=8mm, dy=8mm, dz=5mm
Reference Value = 3.741 V/m; Power Drift = 0.02 dB
Peak SAR (extrapolated) = 0.139 W/kg
SAR(1 g) = 0.085 W/kg; SAR(10 g) = 0.052 W/kg
Maximum value of SAR (measured) = 0.0910 W/kg

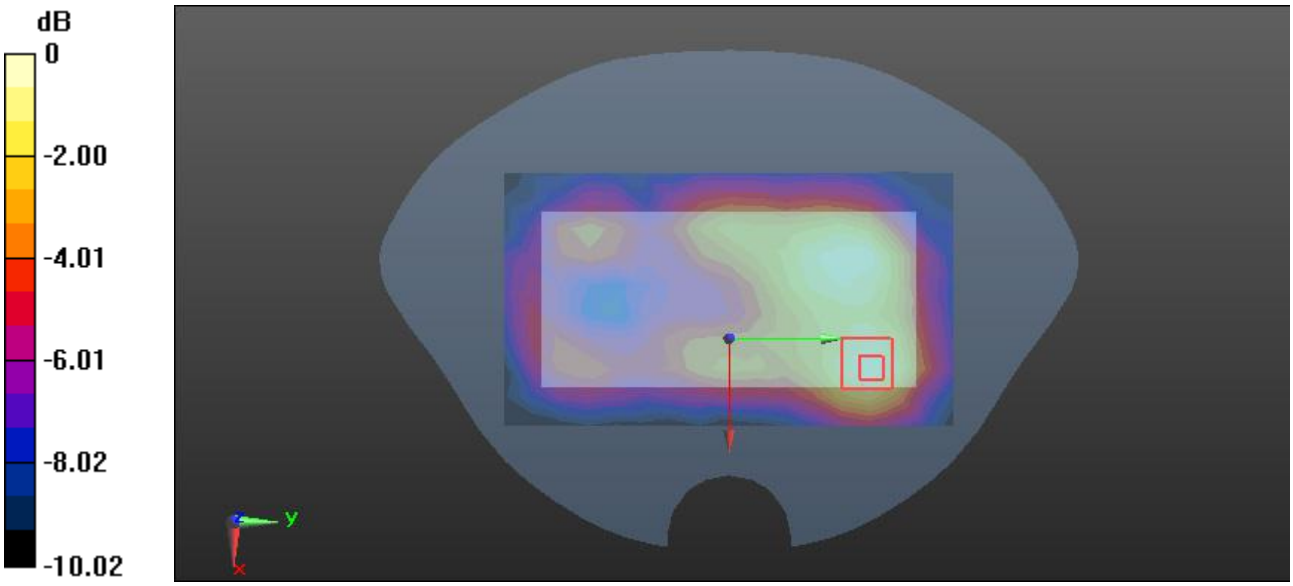

0 dB = 0.0910 W/kg = -10.41 dBW/kg

Plot 225#:2.4G WLAN_Mid_Body Back

DUT: Mobile Phone ; Type: X6528; Serial: 2CFS-1

Communication System: 802.11 b; Frequency: 2442 MHz;Duty Cycle: 1:1.02
Medium parameters used: f = 2442 MHz; σ = 1.812 S/m; ε_r = 38.532; ρ = 1000 kg/m^3
Phantom section: Flat Section

DASY5 Configuration:

- Probe: ES3DV3 - SN3157; ConvF(4.74, 4.74, 4.74) @ 2442 MHz; Calibrated: 2023/4/10
- Sensor-Surface: 3mm (Mechanical Surface Detection)
- Electronics: DAE4 Sn1493; Calibrated: 2023/3/17
- Phantom: Twin SAM; Type: Twin SAM V5.0; Serial: TP:1412
- Measurement SW: DASY52, Version 52.10 (2); SEMCAD X Version 14.6.12 (7470)

Area Scan (10x17x1): Measurement grid: dx=12mm, dy=12mm
Maximum value of SAR (measured) = 0.142 W/kg

Zoom Scan (5x5x7)/Cube 0: Measurement grid: dx=8mm, dy=8mm, dz=5mm
Reference Value = 3.688 V/m; Power Drift = 0.13 dB
Peak SAR (extrapolated) = 0.215 W/kg
SAR(1 g) = 0.126 W/kg; SAR(10 g) = 0.073 W/kg
Maximum value of SAR (measured) = 0.136 W/kg

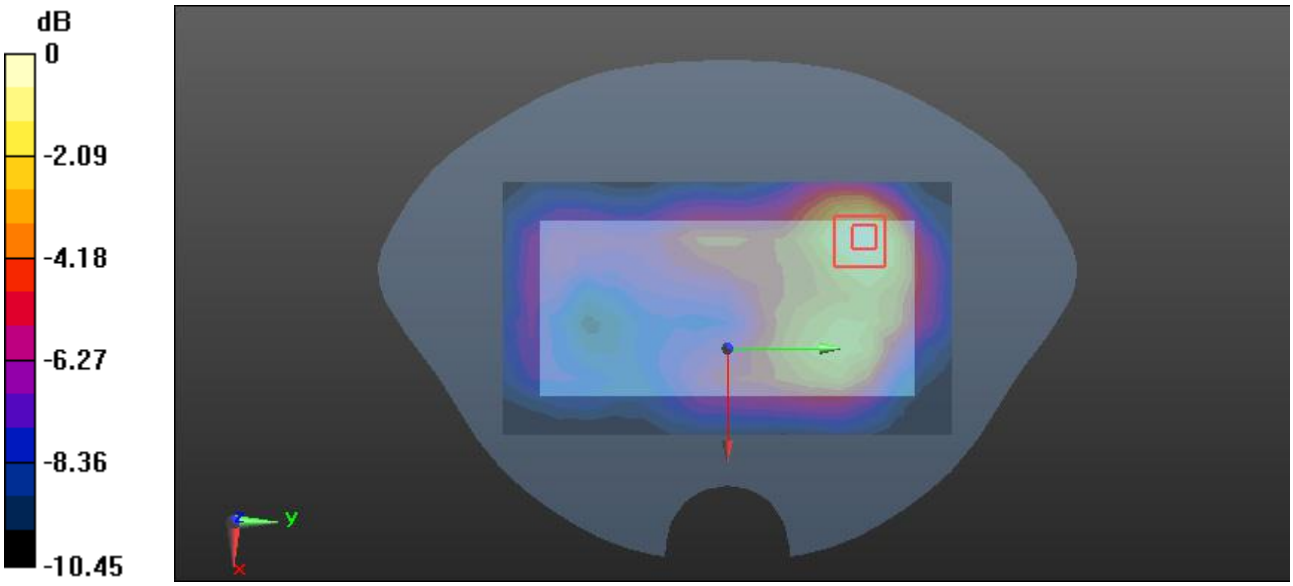

0 dB = 0.136 W/kg = -8.66 dBW/kg

Plot 226#:2.4G WLAN_Mid_Body Right

DUT: Mobile Phone ; Type: X6528; Serial: 2CFS-1

Communication System: 802.11 b; Frequency: 2442 MHz;Duty Cycle: 1:1.02
Medium parameters used: f = 2442 MHz; σ = 1.812 S/m; ε_r = 38.532; ρ = 1000 kg/m^3
Phantom section: Flat Section

DASY5 Configuration:

- Probe: ES3DV3 - SN3157; ConvF(4.74, 4.74, 4.74) @ 2442; Calibrated: 2023/4/10
- Sensor-Surface: 3mm (Mechanical Surface Detection)
- Electronics: DAE4 Sn1493; Calibrated: 2023/3/17
- Phantom: Twin SAM; Type: Twin SAM V5.0; Serial: TP:1412
- Measurement SW: DASY52, Version 52.10 (2); SEMCAD X Version 14.6.12 (7470)

Area Scan (7x17x1): Measurement grid: dx=12mm, dy=12mm
Maximum value of SAR (measured) = 0.115 W/kg

Zoom Scan (5x5x7)/Cube 0: Measurement grid: dx=8mm, dy=8mm, dz=5mm
Reference Value = 5.823 V/m; Power Drift = -0.03 dB
Peak SAR (extrapolated) = 0.197 W/kg
SAR(1 g) = 0.118 W/kg; SAR(10 g) = 0.069 W/kg
Maximum value of SAR (measured) = 0.129 W/kg

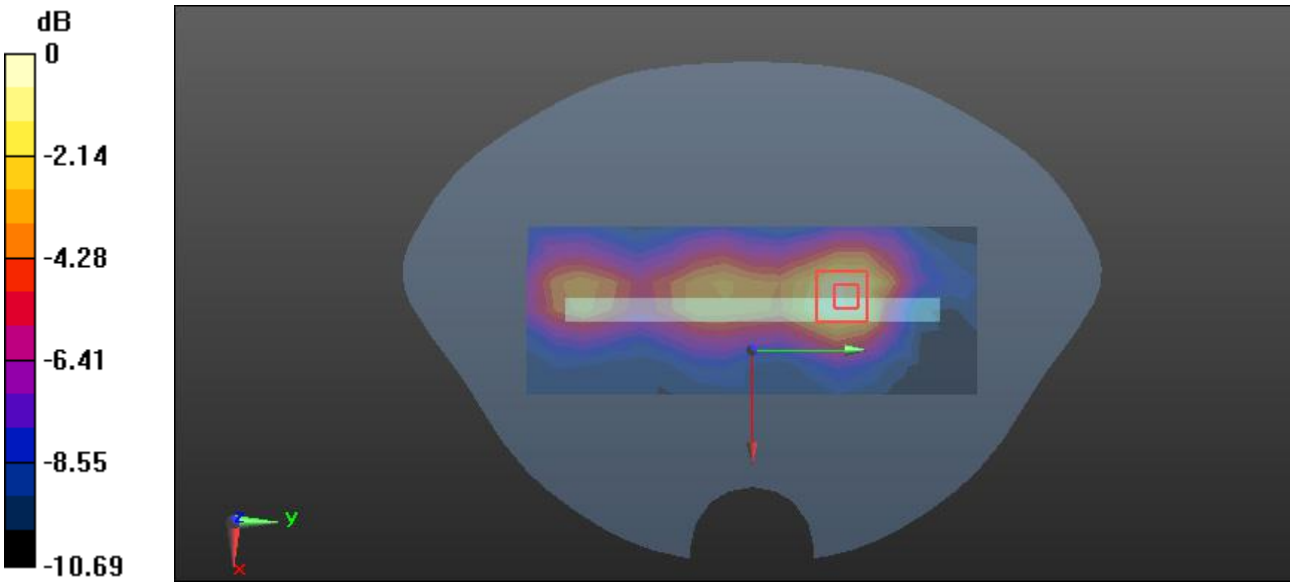

0 dB = 0.129 W/kg = -8.89 dBW/kg

Plot 227#:2.4G WLAN_Mid_Body Top

DUT: Mobile Phone ; Type: X6528; Serial: 2CFS-1

Communication System: 802.11 b; Frequency: 2442 MHz;Duty Cycle: 1:1.02
Medium parameters used: f = 2442 MHz; σ = 1.812 S/m; ε_r = 38.532; ρ = 1000 kg/m^3
Phantom section: Flat Section

DASY5 Configuration:

- Probe: ES3DV3 - SN3157; ConvF(4.74, 4.74, 4.74) @ 2442 MHz; Calibrated: 2023/4/10
- Sensor-Surface: 3mm (Mechanical Surface Detection)
- Electronics: DAE4 Sn1493; Calibrated: 2023/3/17
- Phantom: Twin SAM; Type: Twin SAM V5.0; Serial: TP:1412
- Measurement SW: DASY52, Version 52.10 (2); SEMCAD X Version 14.6.12 (7470)

Area Scan (7x12x1): Measurement grid: dx=12mm, dy=12mm
Maximum value of SAR (measured) = 0.125 W/kg

Zoom Scan (5x5x7)/Cube 0: Measurement grid: dx=8mm, dy=8mm, dz=5mm
Reference Value = 7.472 V/m; Power Drift = 0.00 dB
Peak SAR (extrapolated) = 0.198 W/kg
SAR(1 g) = 0.109 W/kg; SAR(10 g) = 0.061 W/kg
Maximum value of SAR (measured) = 0.122 W/kg

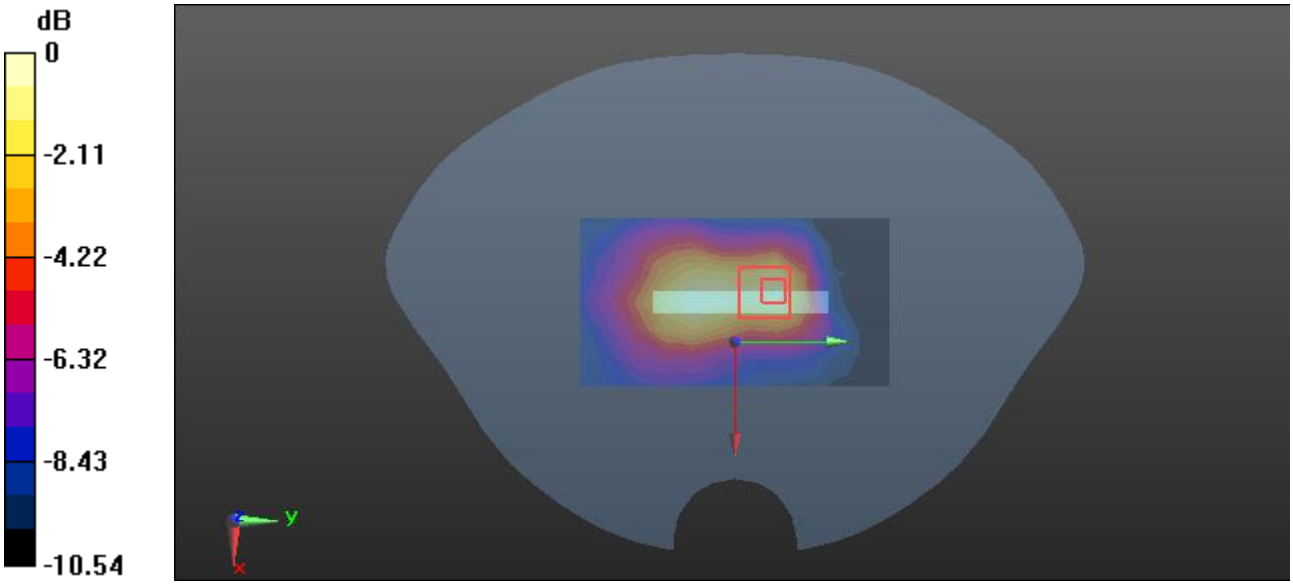

0 dB = 0.122 W/kg = -9.14 dBW/kg

Plot 228#:5.2G WLAN_Mid_Head Left Cheek

DUT: Mobile Phone ; Type: X6528; Serial: 2CFS-1

Communication System: 802.11 a; Frequency: 5200 MHz;Duty Cycle: 1:1.14

Medium parameters used: f = 5200 MHz; σ = 4.682 S/m; ε_r = 35.475; ρ = 1000 kg/m^3

Phantom section: Left Section

DASY5 Configuration:

- Probe: EX3DV4 - SN7522; ConvF(5.36, 5.36, 5.36) @ 5200 MHz; Calibrated: 2023/5/29
- Sensor-Surface: 1.4mm (Mechanical Surface Detection)
- Electronics: DAE4 Sn1493; Calibrated: 2023/3/17
- Phantom: Twin SAM; Type: Twin SAM V5.0; Serial: TP:1412
- Measurement SW: DASY52, Version 52.10 (2); SEMCAD X Version 14.6.12 (7470)

Area Scan (11x13x1): Measurement grid: dx=10mm, dy=10mm

Maximum value of SAR (measured) = 0.379 W/kg

Zoom Scan (7x7x16)/Cube 0: Measurement grid: dx=4mm, dy=4mm, dz=2mm

Reference Value = 6.840 V/m; Power Drift = -0.11 dB

Peak SAR (extrapolated) = 1.07 W/kg

SAR(1 g) = 0.330 W/kg; SAR(10 g) = 0.137 W/kg

Maximum value of SAR (measured) = 0.456 W/kg



0 dB = 0.456 W/kg = -3.41 dBW/kg

Plot 229#:5.2G WLAN_Mid_Head Left Tilt

DUT: Mobile Phone ; Type: X6528; Serial: 2CFS-1

Communication System: 802.11 a; Frequency: 5200 MHz;Duty Cycle: 1:1.14
Medium parameters used: f = 5200 MHz; σ = 4.682 S/m; ε_r = 35.475; ρ = 1000 kg/m^3
Phantom section: Left Section

DASY5 Configuration:

- Probe: EX3DV4 - SN7522; ConvF(5.36, 5.36, 5.36) @ 5200 MHz; Calibrated: 2023/5/29
- Sensor-Surface: 1.4mm (Mechanical Surface Detection)
- Electronics: DAE4 Sn1493; Calibrated: 2023/3/17
- Phantom: Twin SAM; Type: Twin SAM V5.0; Serial: TP:1412
- Measurement SW: DASY52, Version 52.10 (2); SEMCAD X Version 14.6.12 (7470)

Area Scan (11x13x1): Measurement grid: dx=10mm, dy=10mm
Maximum value of SAR (measured) = 0.440 W/kg

Zoom Scan (7x7x16)/Cube 0: Measurement grid: dx=4mm, dy=4mm, dz=2mm
Reference Value = 6.941 V/m; Power Drift = 0.05 dB
Peak SAR (extrapolated) = 3.26 W/kg
SAR(1 g) = 0.386 W/kg; SAR(10 g) = 0.098 W/kg
Maximum value of SAR (measured) = 0.465 W/kg

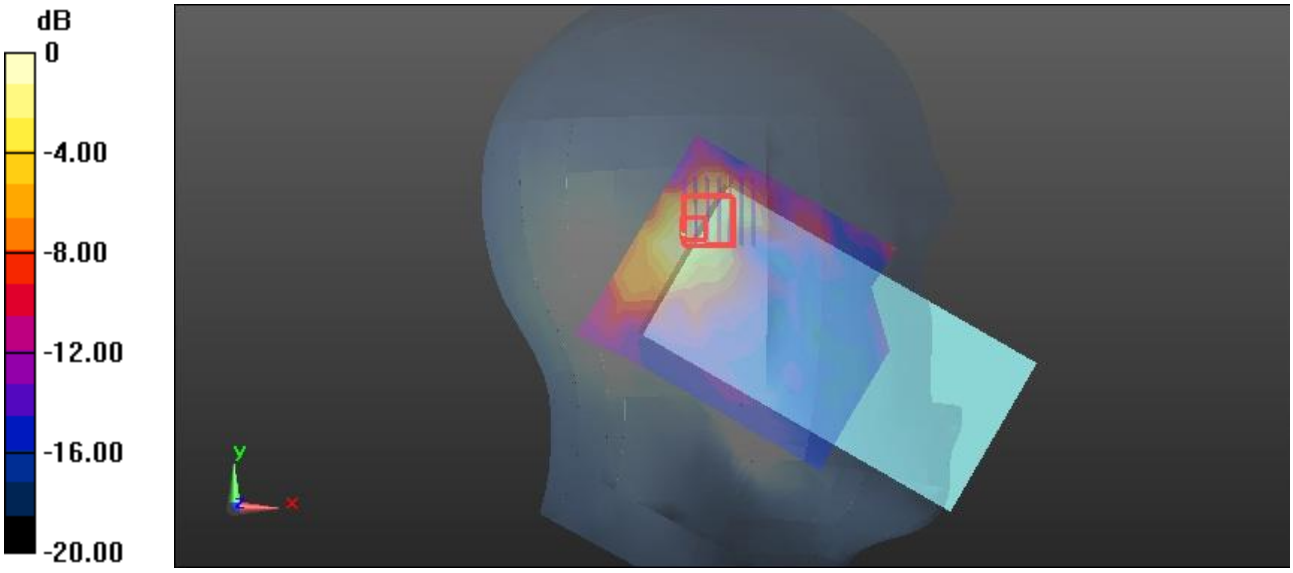

0 dB = 0.465 W/kg = -3.33 dBW/kg

Plot 230#:5.2G WLAN_Mid_Head Right Cheek

DUT: Mobile Phone ; Type: X6528; Serial: 2CFS-1

Communication System: 802.11 a; Frequency: 5200 MHz;Duty Cycle: 1:1.14

Medium parameters used: f = 5200 MHz; σ = 4.682 S/m; ε_r = 35.475; ρ = 1000 kg/m^3

Phantom section: Right Section

DASY5 Configuration:

- Probe: EX3DV4 - SN7522; ConvF(5.36, 5.36, 5.36) @ 5200 MHz; Calibrated: 2023/5/29
- Sensor-Surface: 1.4mm (Mechanical Surface Detection)
- Electronics: DAE4 Sn1493; Calibrated: 2023/3/17
- Phantom: Twin SAM; Type: Twin SAM V5.0; Serial: TP:1412
- Measurement SW: DASY52, Version 52.10 (2); SEMCAD X Version 14.6.12 (7470)

Area Scan (11x13x1): Measurement grid: dx=10mm, dy=10mm

Maximum value of SAR (measured) = 0.314 W/kg

Zoom Scan (7x7x16)/Cube 0: Measurement grid: dx=4mm, dy=4mm, dz=2mm

Reference Value = 5.154 V/m; Power Drift = 0.00 dB

Peak SAR (extrapolated) = 1.69 W/kg

SAR(1 g) = 0.279 W/kg; SAR(10 g) = 0.105 W/kg

Maximum value of SAR (measured) = 0.366 W/kg



0 dB = 0.366 W/kg = -4.37 dBW/kg

Plot 231#:5.2G WLAN_Mid_Head Right Tilt

DUT: Mobile Phone ; Type: X6528; Serial: 2CFS-1

Communication System: 802.11 a; Frequency: 5200 MHz;Duty Cycle: 1:1.14
Medium parameters used: f = 5200 MHz; σ = 4.682 S/m; ε_r = 35.475; ρ = 1000 kg/m^3
Phantom section: Right Section

DASY5 Configuration:

- Probe: EX3DV4 - SN7522; ConvF(5.36, 5.36, 5.36) @ 5200 MHz; Calibrated: 2023/5/29
- Sensor-Surface: 1.4mm (Mechanical Surface Detection)
- Electronics: DAE4 Sn1493; Calibrated: 2023/3/17
- Phantom: Twin SAM; Type: Twin SAM V5.0; Serial: TP:1412
- Measurement SW: DASY52, Version 52.10 (2); SEMCAD X Version 14.6.12 (7470)

Area Scan (11x13x1): Measurement grid: dx=10mm, dy=10mm
Maximum value of SAR (measured) = 0.292 W/kg

Zoom Scan (7x7x16)/Cube 0: Measurement grid: dx=4mm, dy=4mm, dz=2mm
Reference Value = 4.703 V/m; Power Drift = 0.07 dB
Peak SAR (extrapolated) = 0.613 W/kg
SAR(1 g) = 0.230 W/kg; SAR(10 g) = 0.108 W/kg
Maximum value of SAR (measured) = 0.308 W/kg



0 dB = 0.308 W/kg = -5.11 dBW/kg

Plot 232#:5.2G WLAN_Mid_Body Front

DUT: Mobile Phone ; Type: X6528; Serial: 2CFS-1

Communication System: 802.11 a; Frequency: 5200 MHz;Duty Cycle: 1:1.14

Medium parameters used: f = 5200 MHz; σ = 4.682 S/m; ε_r = 35.475; ρ = 1000 kg/m^3

Phantom section: Flat Section

DASY5 Configuration:

- Probe: EX3DV4 - SN7522; ConvF(5.36, 5.36, 5.36) @ 5200 MHz; Calibrated: 2023/5/29
- Sensor-Surface: 1.4mm (Mechanical Surface Detection)
- Electronics: DAE4 Sn1493; Calibrated: 2023/3/17
- Phantom: Twin SAM; Type: Twin SAM V5.0; Serial: TP:1412
- Measurement SW: DASY52, Version 52.10 (2); SEMCAD X Version 14.6.12 (7470)

Area Scan (11x20x1): Measurement grid: dx=10mm, dy=10mm

Maximum value of SAR (measured) = 0.158 W/kg

Zoom Scan (7x7x16)/Cube 0: Measurement grid: dx=4mm, dy=4mm, dz=2mm

Reference Value = 2.231 V/m; Power Drift = -0.05 dB

Peak SAR (extrapolated) = 0.575 W/kg

SAR(1 g) = 0.139 W/kg; SAR(10 g) = 0.077 W/kg

Maximum value of SAR (measured) = 0.168 W/kg

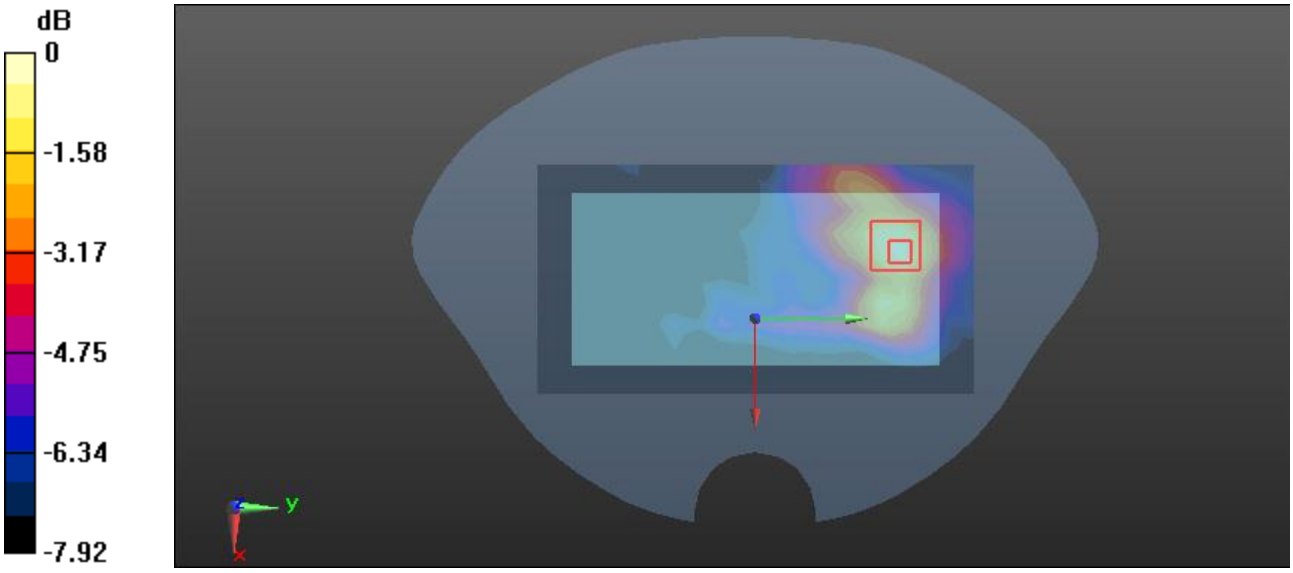

0 dB = 0.168 W/kg = -7.75 dBW/kg

Plot 233#:5.2G WLAN_Mid_Body Back

DUT: Mobile Phone ; Type: X6528; Serial: 2CFS-1

Communication System: 802.11 a; Frequency: 5200 MHz;Duty Cycle: 1:1.14

Medium parameters used: f = 5200 MHz; σ = 4.682 S/m; ε_r = 35.475; ρ = 1000 kg/m^3

Phantom section: Flat Section

DASY5 Configuration:

- Probe: EX3DV4 - SN7522; ConvF(5.36, 5.36, 5.36) @ 5200 MHz; Calibrated: 2023/5/29
- Sensor-Surface: 1.4mm (Mechanical Surface Detection)
- Electronics: DAE4 Sn1493; Calibrated: 2023/3/17
- Phantom: Twin SAM; Type: Twin SAM V5.0; Serial: TP:1412
- Measurement SW: DASY52, Version 52.10 (2); SEMCAD X Version 14.6.12 (7470)

Area Scan (11x20x1): Measurement grid: dx=10mm, dy=10mm

Maximum value of SAR (measured) = 0.205 W/kg

Zoom Scan (7x7x16)/Cube 0: Measurement grid: dx=4mm, dy=4mm, dz=2mm

Reference Value = 2.386 V/m; Power Drift = 0.15 dB

Peak SAR (extrapolated) = 0.445 W/kg

SAR(1 g) = 0.171 W/kg; SAR(10 g) = 0.087 W/kg

Maximum value of SAR (measured) = 0.222 W/kg

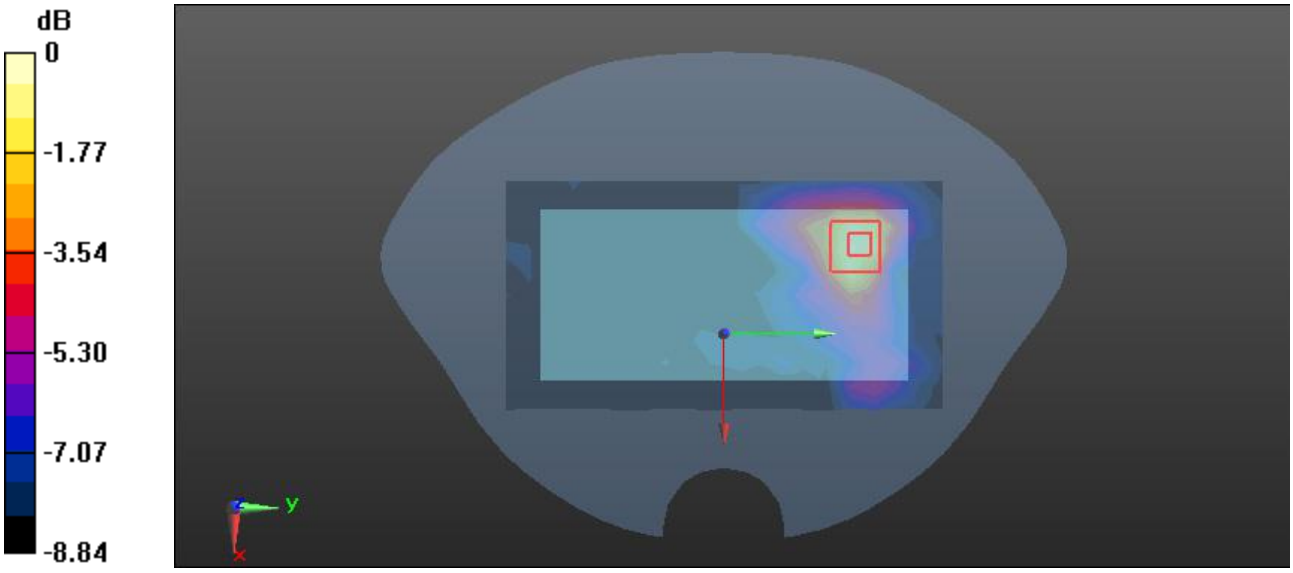

0 dB = 0.222 W/kg = -6.54 dBW/kg

Plot 234#:5.2G WLAN_Mid_Body Right

DUT: Mobile Phone ; Type: X6528; Serial: 2CFS-1

Communication System: 802.11 a; Frequency: 5200 MHz;Duty Cycle: 1:1.14

Medium parameters used: f = 5200 MHz; σ = 4.682 S/m; ε_r = 35.475; ρ = 1000 kg/m^3

Phantom section: Flat Section

DASY5 Configuration:

- Probe: EX3DV4 - SN7522; ConvF(5.36, 5.36, 5.36) @ 5200 MHz; Calibrated: 2023/5/29
- Sensor-Surface: 1.4mm (Mechanical Surface Detection)
- Electronics: DAE4 Sn1493; Calibrated: 2023/3/17
- Phantom: Twin SAM; Type: Twin SAM V5.0; Serial: TP:1412
- Measurement SW: DASY52, Version 52.10 (2); SEMCAD X Version 14.6.12 (7470)

Area Scan (8x20x1): Measurement grid: dx=10mm, dy=10mm

Maximum value of SAR (measured) = 0.116 W/kg

Zoom Scan (8x8x16)/Cube 0: Measurement grid: dx=4mm, dy=4mm, dz=2mm

Reference Value = 2.752 V/m; Power Drift = 0.18 dB

Peak SAR (extrapolated) = 0.201 W/kg

SAR(1 g) = 0.096 W/kg; SAR(10 g) = 0.062 W/kg

Maximum value of SAR (measured) = 0.119 W/kg

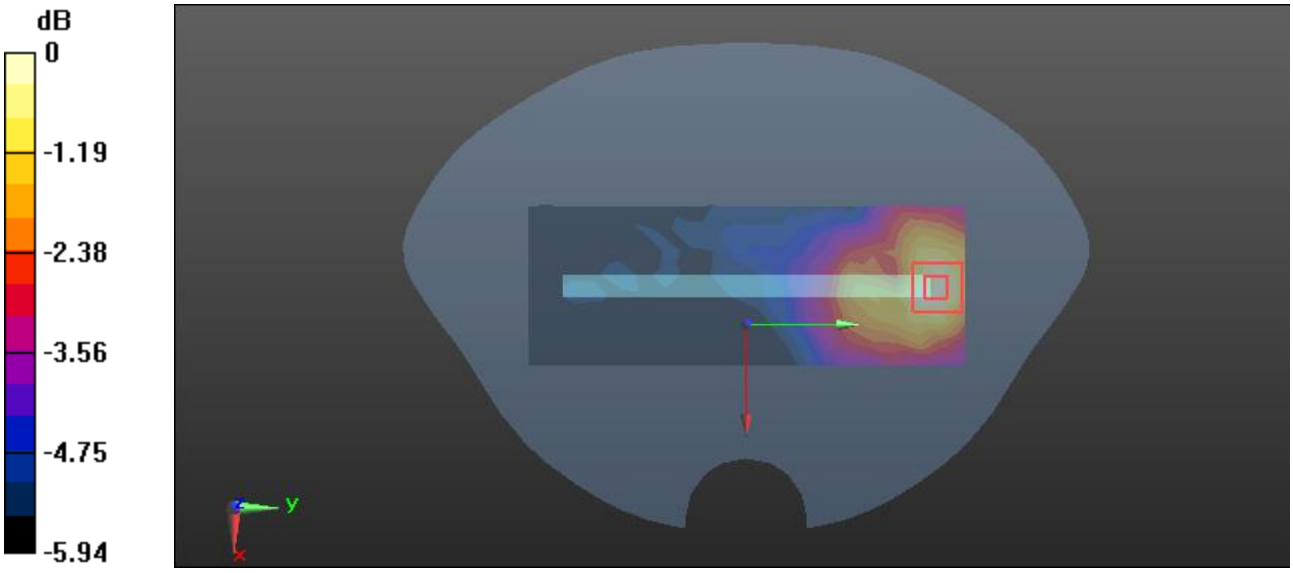

0 dB = 0.119 W/kg = -9.24 dBW/kg

Plot 235#:5.2G WLAN_Mid_Body Top

DUT: Mobile Phone ; Type: X6528; Serial: 2CFS-1

Communication System: 802.11 a; Frequency: 5200 MHz;Duty Cycle: 1:1.14
Medium parameters used: f = 5200 MHz; σ = 4.682 S/m; ε_r = 35.475; ρ = 1000 kg/m^3
Phantom section: Flat Section

DASY5 Configuration:

- Probe: EX3DV4 - SN7522; ConvF(5.36, 5.36, 5.36) @ 5200 MHz; Calibrated: 2023/5/29
- Sensor-Surface: 1.4mm (Mechanical Surface Detection)
- Electronics: DAE4 Sn1493; Calibrated: 2023/3/17
- Phantom: Twin SAM; Type: Twin SAM V5.0; Serial: TP:1412
- Measurement SW: DASY52, Version 52.10 (2); SEMCAD X Version 14.6.12 (7470)

Area Scan (9x14x1): Measurement grid: dx=10mm, dy=10mm
Maximum value of SAR (measured) = 0.295 W/kg

Zoom Scan (7x7x16)/Cube 0: Measurement grid: dx=4mm, dy=4mm, dz=2mm
Reference Value = 5.918 V/m; Power Drift = -0.19 dB
Peak SAR (extrapolated) = 0.638 W/kg
SAR(1 g) = 0.242 W/kg; SAR(10 g) = 0.123 W/kg
Maximum value of SAR (measured) = 0.309 W/kg

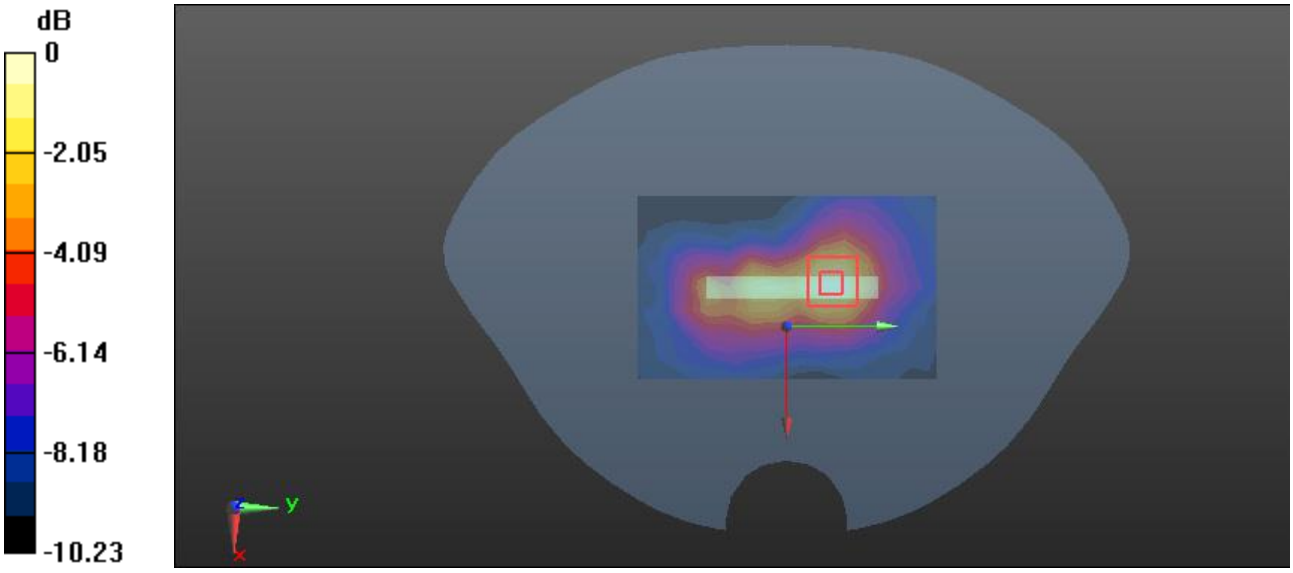

0 dB = 0.309 W/kg = -5.10 dBW/kg