Test Data

Maximum Conducted Output Power

Condition	Mode	Frequency (MHz)	Antenna	Conducted Power (dBm)	Limit (dBm)	Verdict
NVNT	BLE	2402	Ant1	-3.237	30	Pass
NVNT	BLE	2442	Ant1	-2.062	30	Pass
NVNT	BLE	2480	Ant1	-2.295	30	Pass

Test Graphs

Power NVNT BLE 2402MHz Ant1

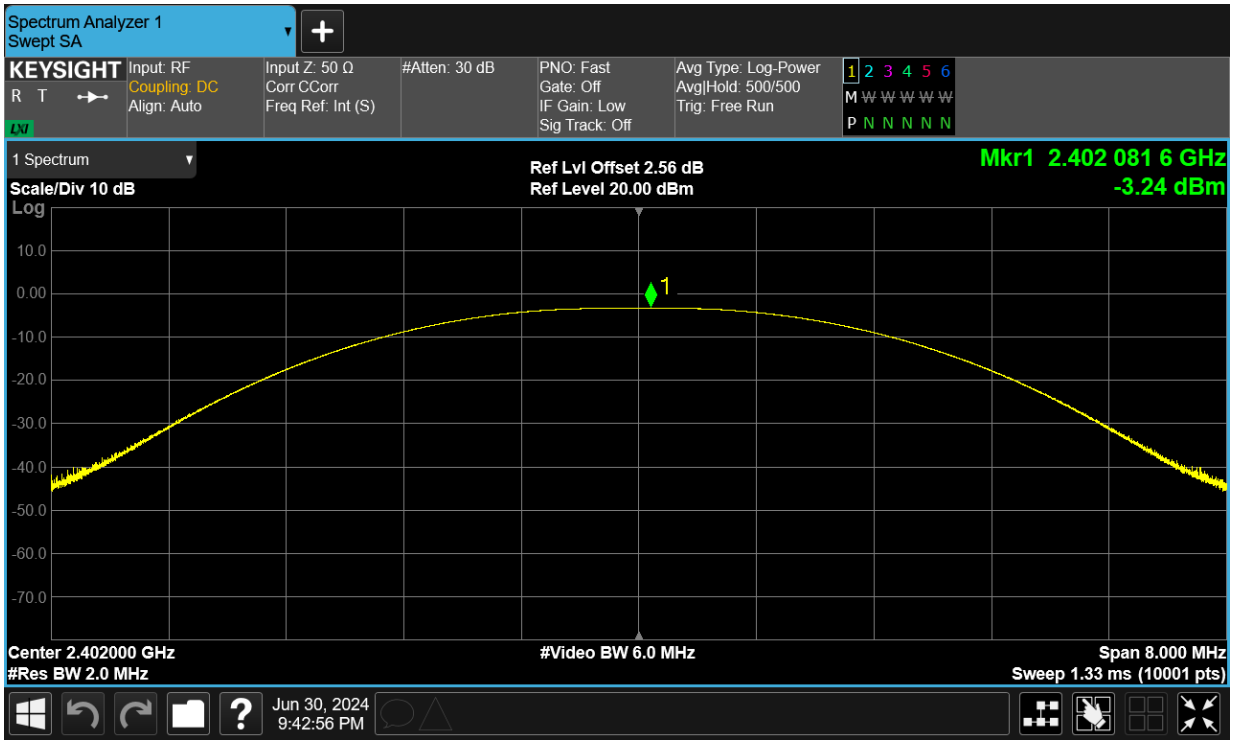

Power NVNT BLE 2442MHz Ant1

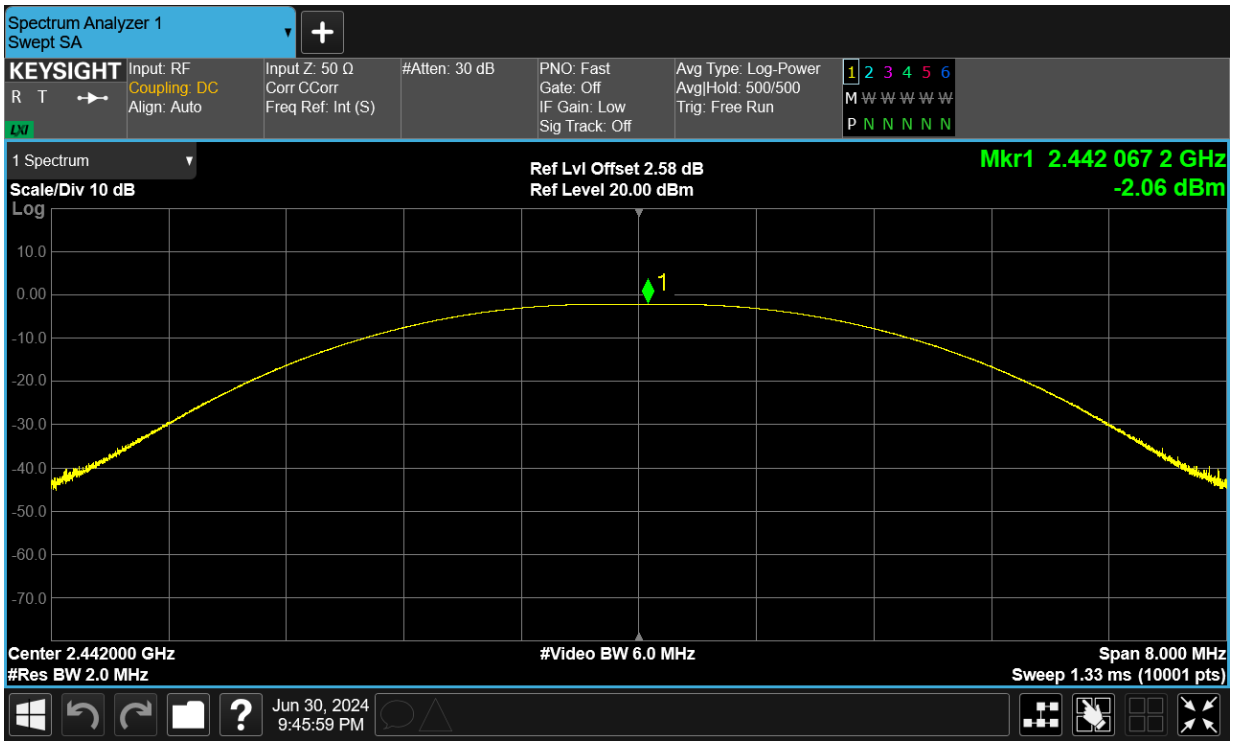

Power NVNT BLE 2480MHz Ant1

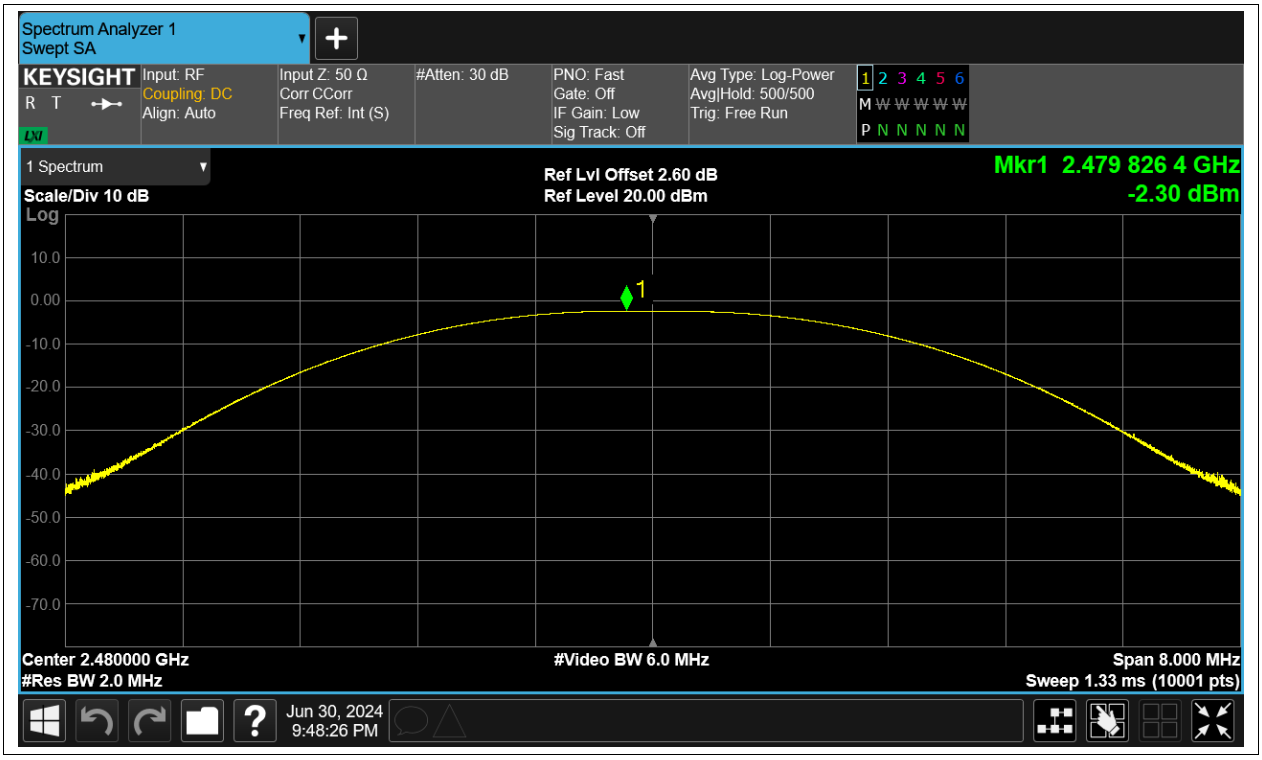
Spectrum Analyzer 1
Swept SA
KEYSIGHT
Input: RF
Coupling: DC
Align: Auto
Input Z: 50 Ω
Corr CCorr
Freq Ref: Int (S)
#Atten: 30 dB
PNO: Fast
Gate: Off
IF Gain: Low
Sig Track: Off
Avg Type: Log-Power
Avg|Hold: 500/500
Trig: Free Run
1 Spectrum
Scale/Div 10 dB
Log
Ref Lvl Offset 2.60 dB
Ref Level 20.00 dBm
Mkr1 2.479 826 4 GHz
-2.30 dBm
10.0
0.00
-10.0
-20.0
-30.0
-40.0
-50.0
-60.0
-70.0
Center 2.480000 GHz
#Res BW 2.0 MHz
#Video BW 6.0 MHz
Span 8.000 MHz
Sweep 1.33 ms (10001 pts)
Jun 30, 2024
9:48:26 PM

-6dB Bandwidth

Condition	Mode	Frequency (MHz)	Antenna	-6 dB Bandwidth (MHz)	limit	Verdic
NVNT	BLE	2402	Ant1	0.681	0.5	Pass
NVNT	BLE	2442	Ant1	0.682	0.5	Pass
NVNT	BLE	2480	Ant1	0.681	0.5	Pass

Test Graphs

-6dB Bandwidth NVNT BLE 2402MHz Ant1

-6dB Bandwidth NVNT BLE 2442MHz Ant1

-6dB Bandwidth NVNT BLE 2480MHz Ant1

Spectrum Analyzer 1
Occupied BW
KEYSIGHT
Input: RF
Coupling: DC
Align: Auto
Input Z: 50 Ω
Corr CCorr
Freq Ref: Int (S)
Atten: 30 dB
Trig: Free Run
Gate: Off
#IF Gain: Low
Center Freq: 2.480000000 GHz
Avg|Hold: 1000/1000
Radio Std: None
1 Graph
Scale/Div 10.0 dB
Log
12.6
2.60
-7.40
-17.4
-27.4
-37.4
-47.4
-57.4
-67.4
Ref Lvl Offset 2.60 dB
Ref Value 22.60 dBm
Mkr3 2.480342000 GHz
-11.78 dBm
Center 2.480000 GHz
#Res BW 100.00 kHz
#Video BW 300.00 kHz
Span 2 MHz
Sweep 1.33 ms (10001 pts)
2 Metrics
Occupied Bandwidth
1.0554 MHz
Transmit Freq Error 1.606 kHz
x dB Bandwidth 681.4 kHz
Total Power 0.66 dBm
% of OBW Power 99.00 %
x dB -6.00 dB
Jun 30, 2024
9:48:53 PM

Occupied Channel Bandwidth

Condition	Mode	Frequency (MHz)	Antenna	99% OBW (MHz)
NVNT	BLE	2402	Ant1	1.053
NVNT	BLE	2442	Ant1	1.054
NVNT	BLE	2480	Ant1	1.054

Test Graphs

OBW NVNT BLE 2402MHz Ant1

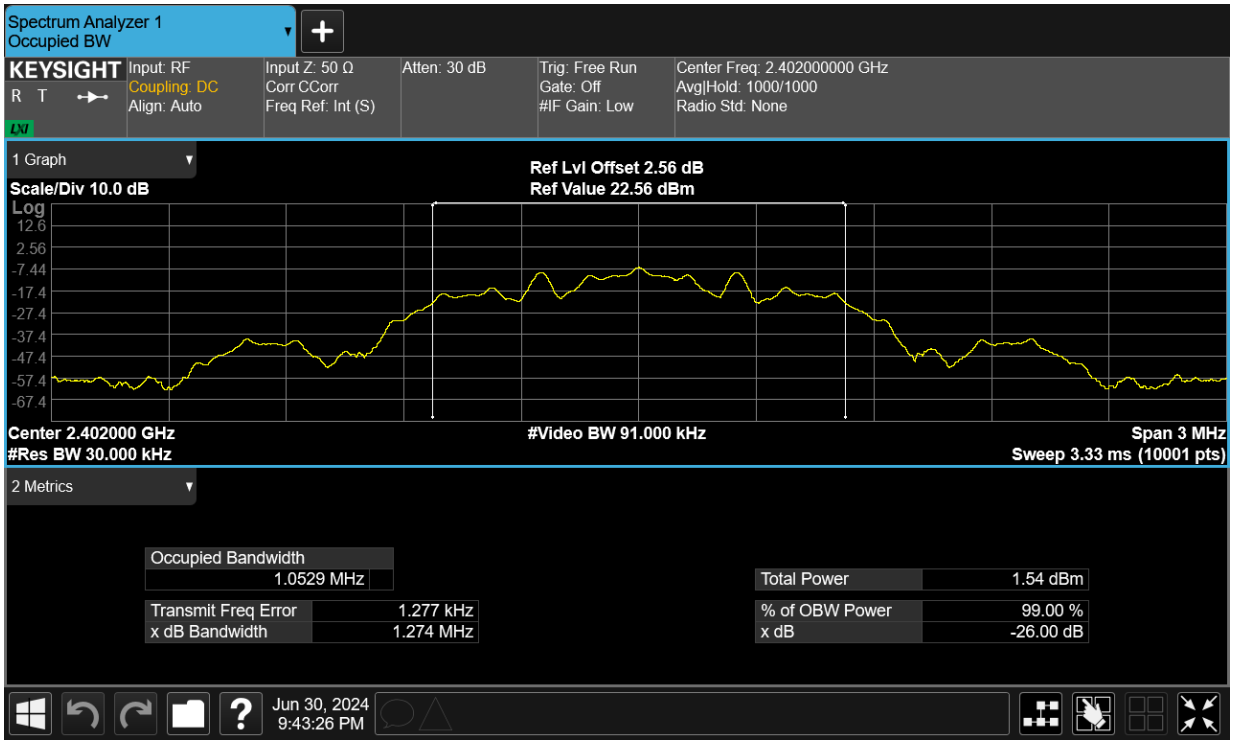

OBW NVNT BLE 2442MHz Ant1

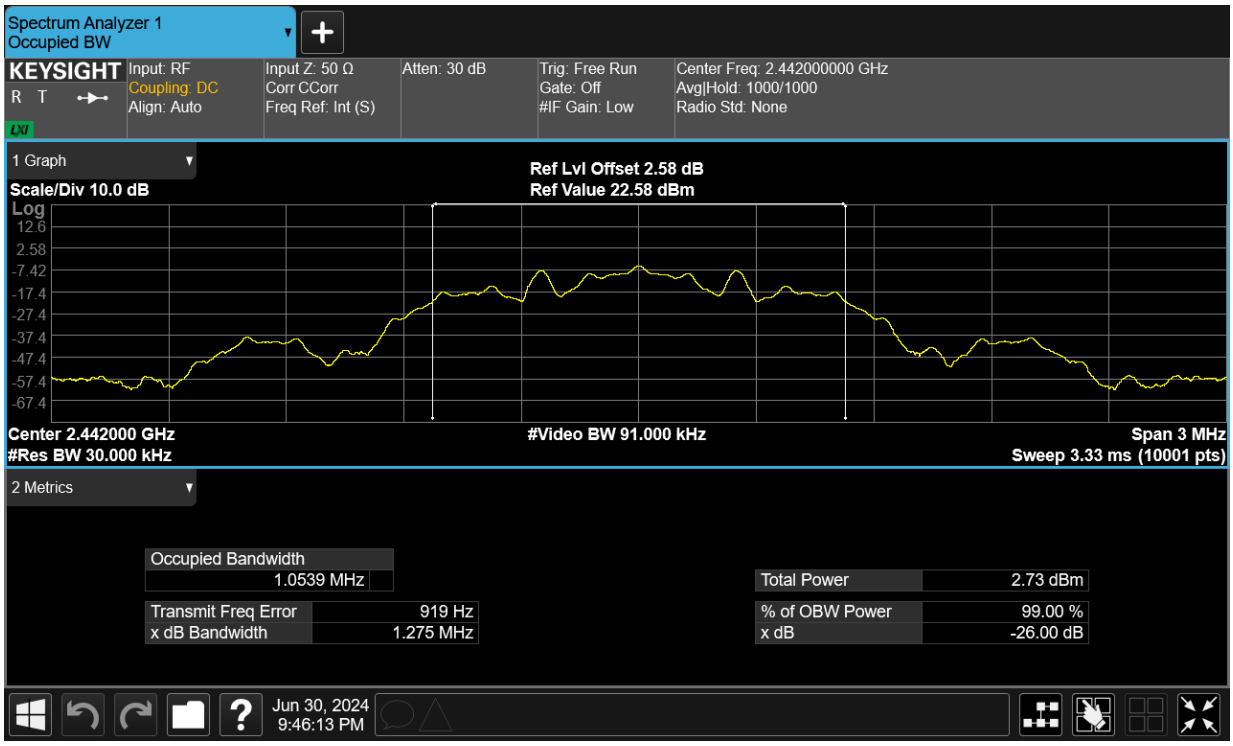

OBW NVNT BLE 2480MHz Ant1

Spectrum Analyzer 1
Occupied BW
KEYSIGHT
Input: RF
Coupling: DC
Align: Auto
Input Z: 50 Ω
Corr CCorr
Freq Ref: Int (S)
Atten: 30 dB
Trig: Free Run
Gate: Off
#IF Gain: Low
Center Freq: 2.480000000 GHz
Avg|Hold: 1000/1000
Radio Std: None
1 Graph
Ref Lvl Offset 2.60 dB
Ref Value 22.60 dBm
Scale/Div 10.0 dB
Log
12.6
2.60
-7.40
-17.4
-27.4
-37.4
-47.4
-57.4
-67.4
Center 2.480000 GHz
#Res BW 30.000 kHz
#Video BW 91.000 kHz
Span 3 MHz
Sweep 3.33 ms (10001 pts)
2 Metrics
Occupied Bandwidth
1.0540 MHz
Transmit Freq Error 191 Hz
x dB Bandwidth 1.274 MHz
Total Power 2.46 dBm
% of OBW Power 99.00 %
x dB -26.00 dB
Jun 30, 2024
9:48:40 PM

Maximum Power Spectral Density Level

Condition	Mode	Frequency (MHz)	Antenna	Max PSD (dBm)	Limit (dBm)	Verdict
NVNT	BLE	2402	Ant1	-9.554	8	Pass
NVNT	BLE	2442	Ant1	-8.384	8	Pass
NVNT	BLE	2480	Ant1	-8.629	8	Pass

Test Graphs

PSD NVNT BLE 2402MHz Ant1

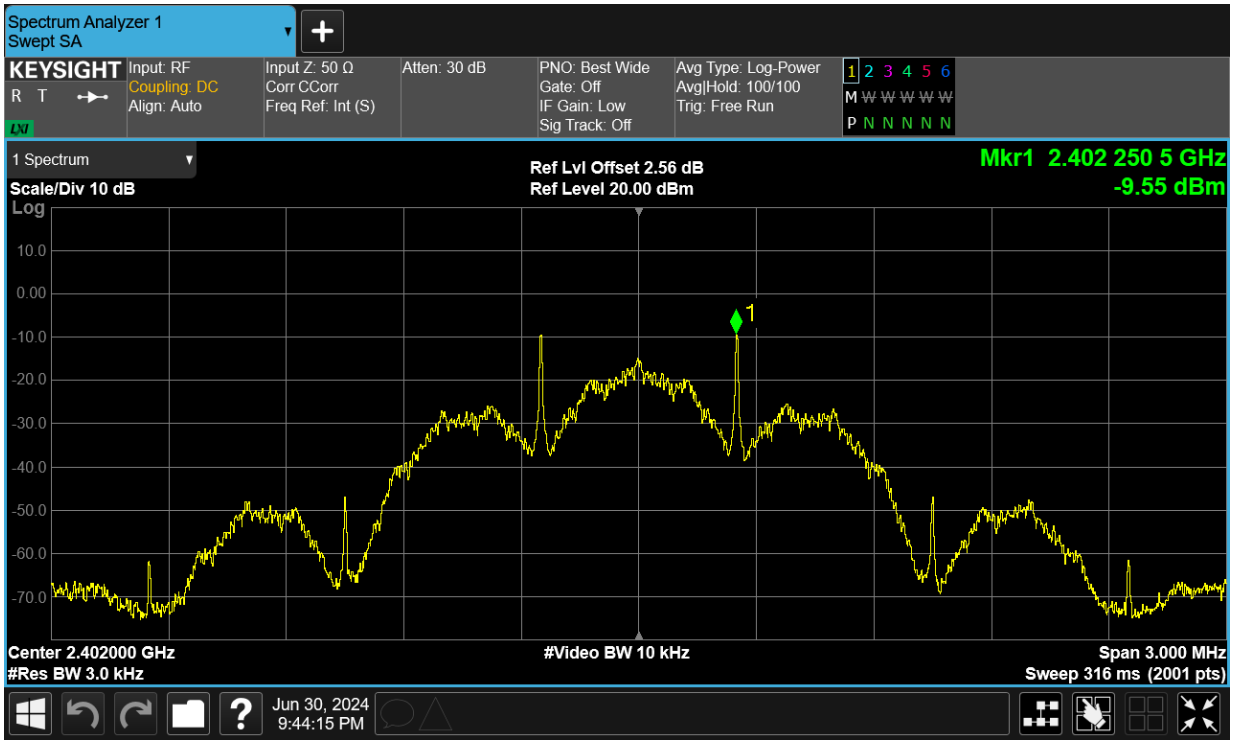

PSD NVNT BLE 2442MHz Ant1

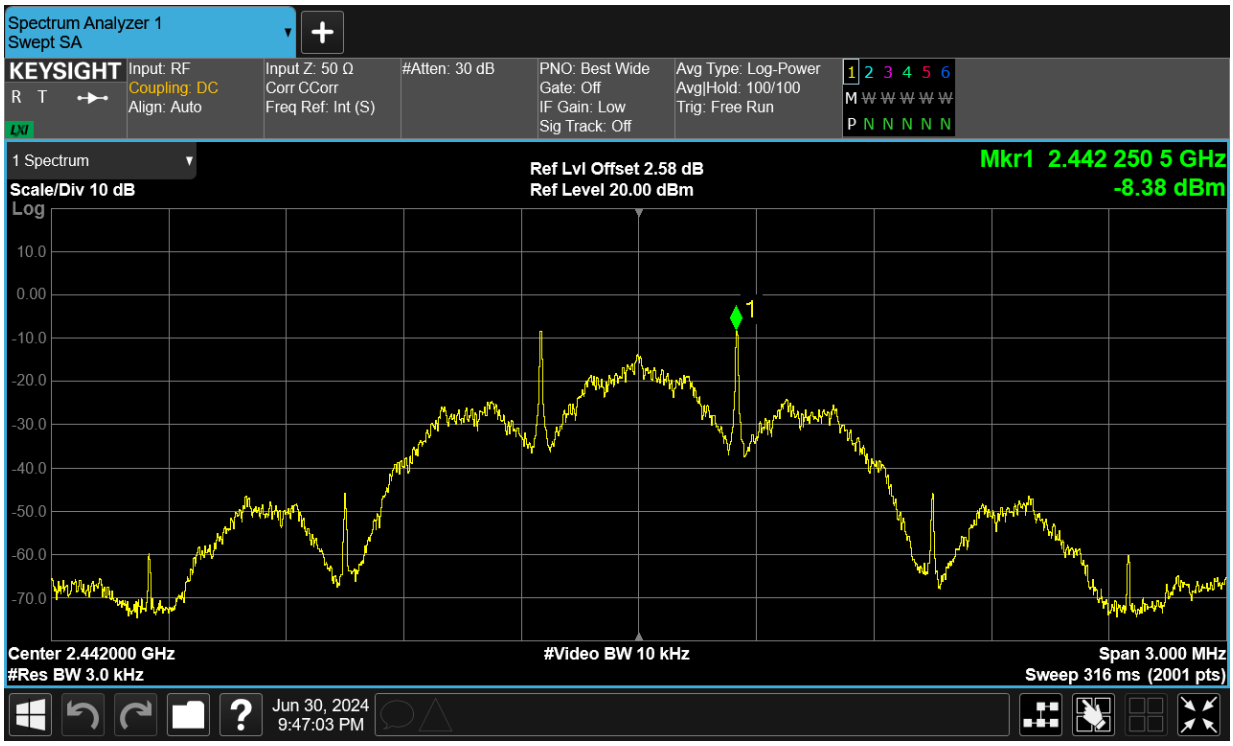

PSD NVNT BLE 2480MHz Ant1

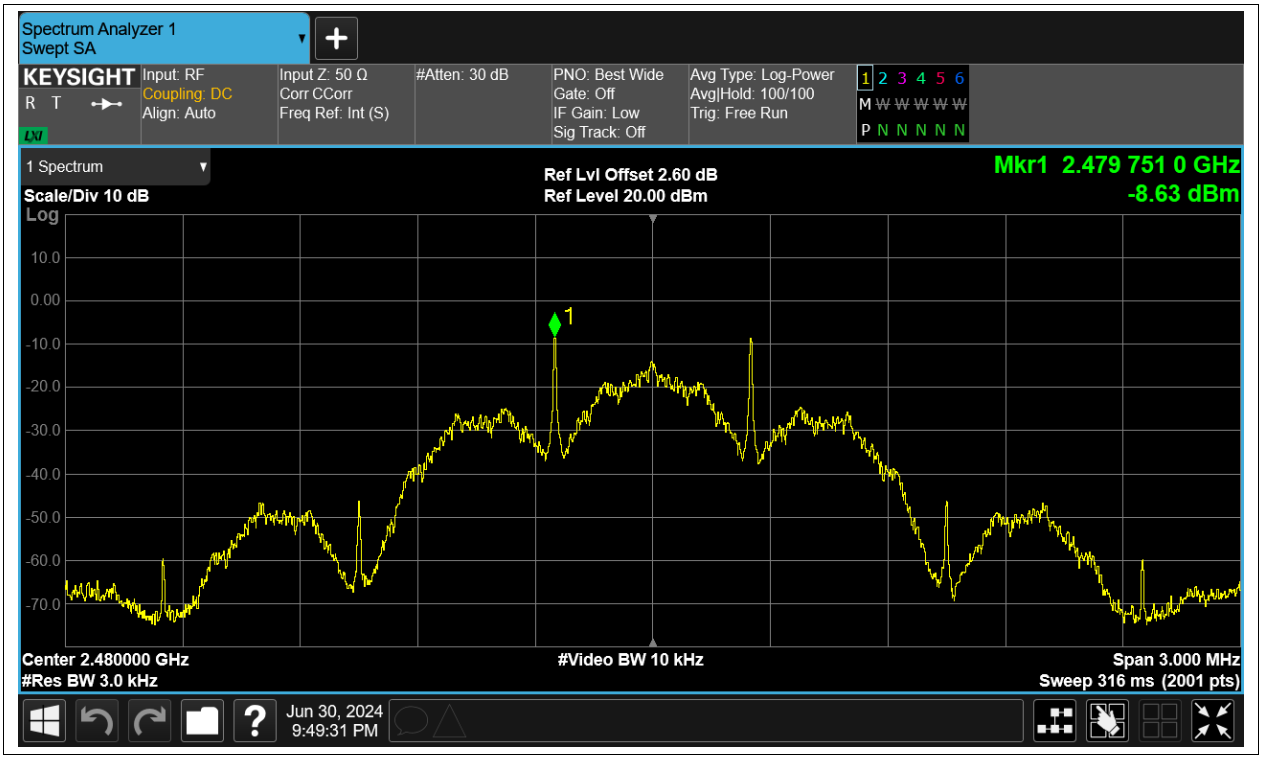
Spectrum Analyzer 1
Swept SA
KEYSIGHT
Input: RF
Coupling: DC
Align: Auto
Input Z: 50 Ω
Corr CCorr
Freq Ref: Int (S)
#Atten: 30 dB
PNO: Best Wide
Gate: Off
IF Gain: Low
Sig Track: Off
Avg Type: Log-Power
Avg|Hold: 100/100
Trig: Free Run
1 Spectrum
Scale/Div 10 dB
Log
Ref Lvl Offset 2.60 dB
Ref Level 20.00 dBm
Mkr1 2.479 751 0 GHz
-8.63 dBm
10.0
0.00
-10.0
-20.0
-30.0
-40.0
-50.0
-60.0
-70.0
Center 2.480000 GHz
#Res BW 3.0 kHz
#Video BW 10 kHz
Span 3.000 MHz
Sweep 316 ms (2001 pts)
Jun 30, 2024
9:49:31 PM

Band Edge

Condition	Mode	Frequency (MHz)	Antenna	Max Value (dBc)	Limit (dBc)	Verdict
NVNT	BLE	2402	Ant1	-50.02	-20	Pass
NVNT	BLE	2480	Ant1	-50.64	-20	Pass

Test Graphs

Band Edge NVNT BLE 2402MHz Ant1 Ref

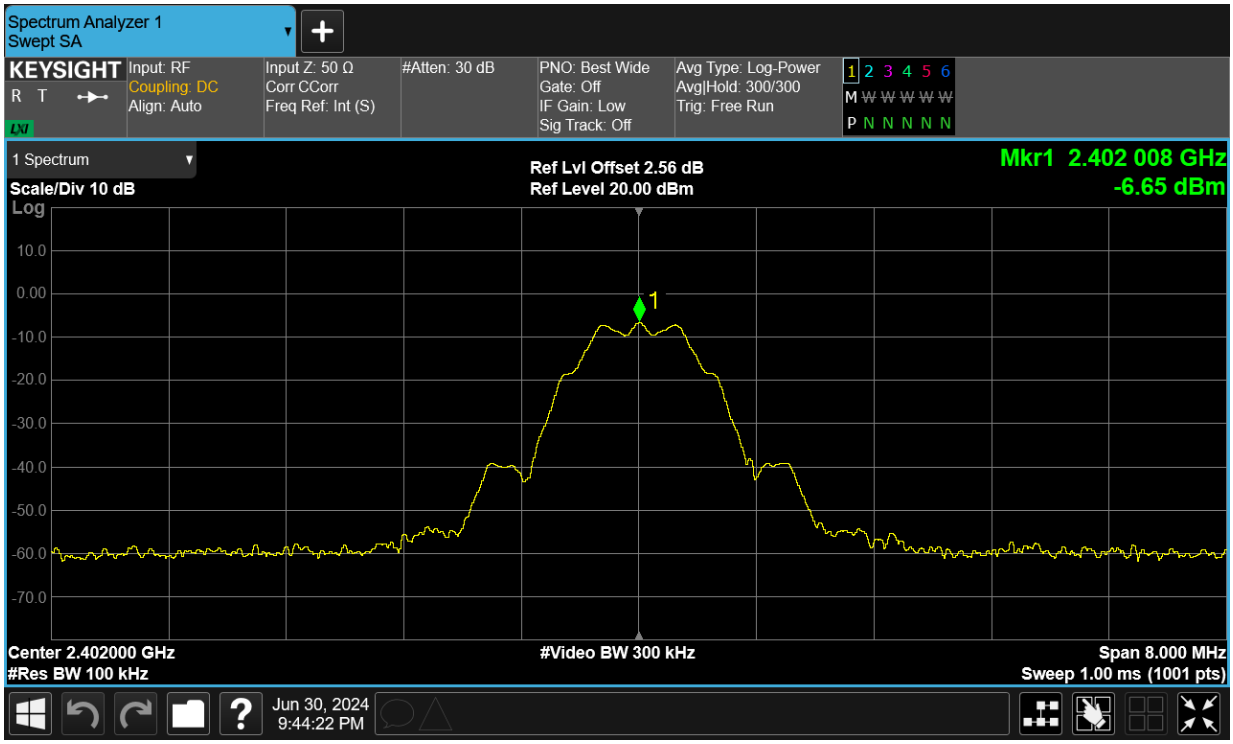

Band Edge NVNT BLE 2402MHz Ant1 Emission

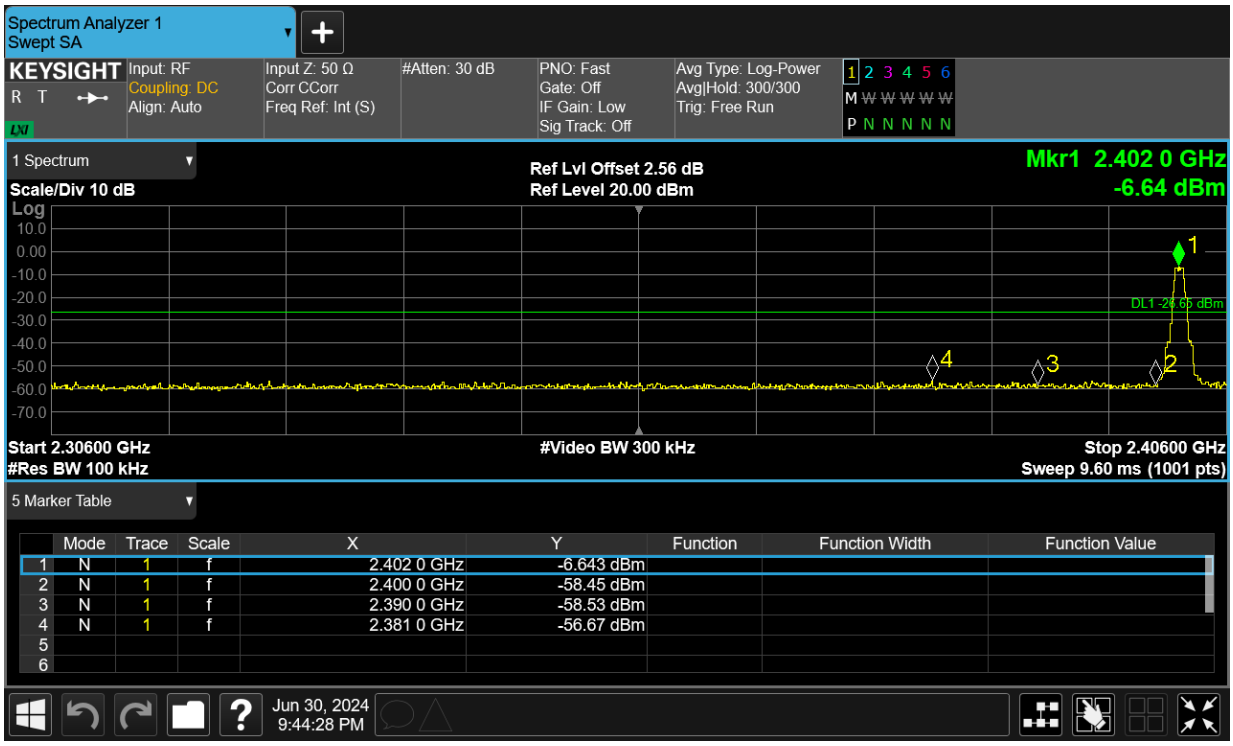

Band Edge NVNT BLE 2480MHz Ant1 Ref

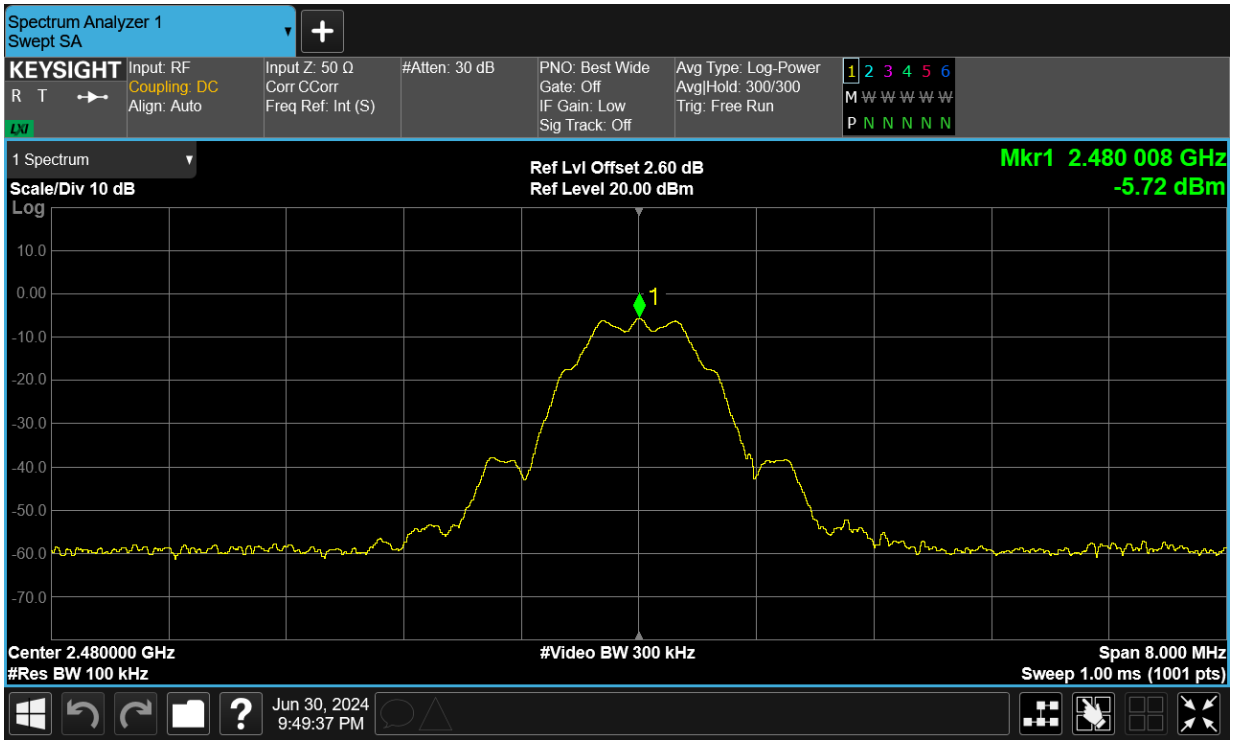

Band Edge NVNT BLE 2480MHz Ant1 Emission

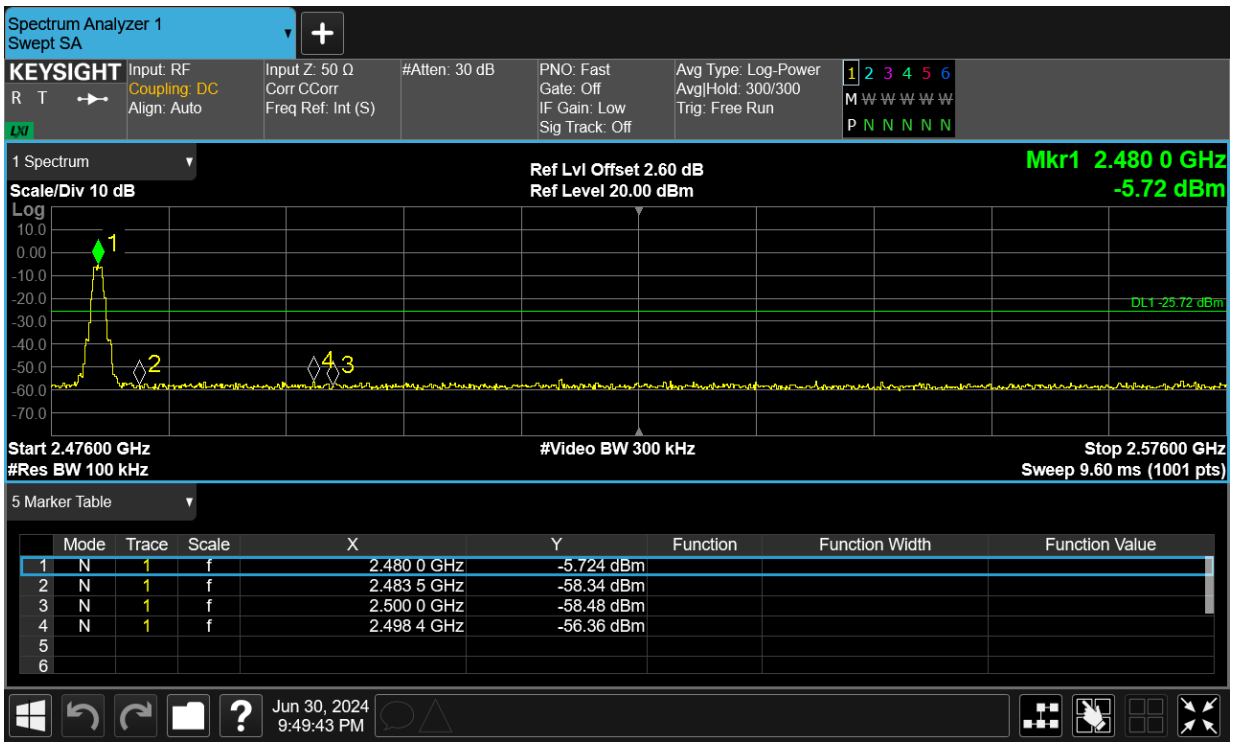

Conducted RF Spurious Emission

Condition	Mode	Frequency (MHz)	Antenna	Max Value (dBc)	Limit (dBc)	Verdict
NVNT	BLE	2402	Ant1	-42.93	-20	Pass
NVNT	BLE	2442	Ant1	-45.14	-20	Pass
NVNT	BLE	2480	Ant1	-43.31	-20	Pass

Test Graphs

Tx. Spurious NVNT BLE 2402MHz Ant1 Ref

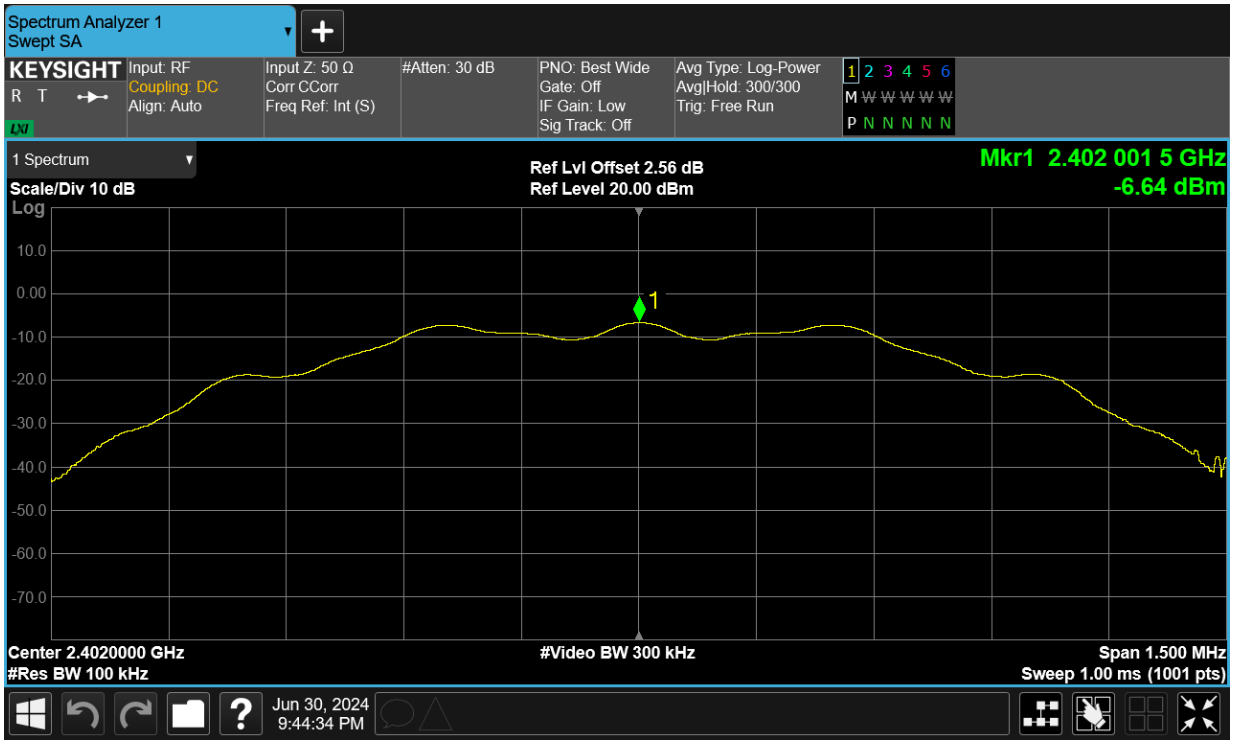

Tx. Spurious NVNT BLE 2402MHz Ant1 Emission

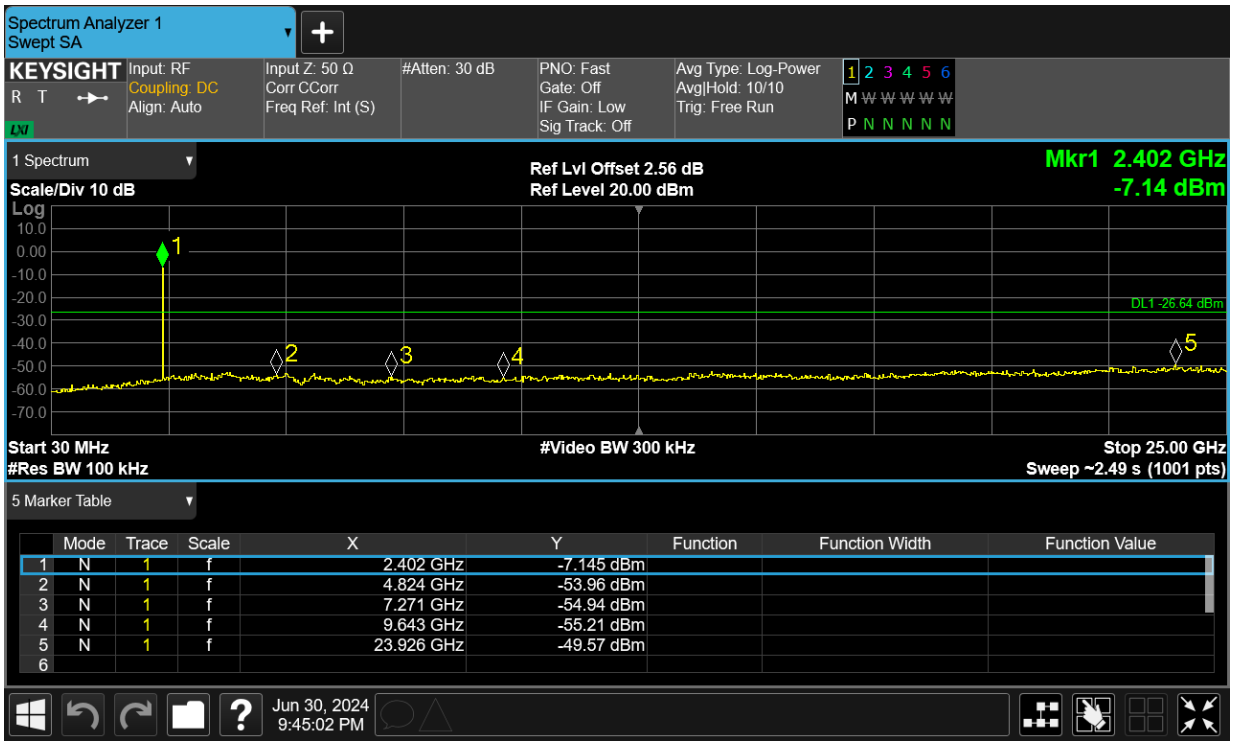

Tx. Spurious NVNT BLE 2442MHz Ant1 Ref

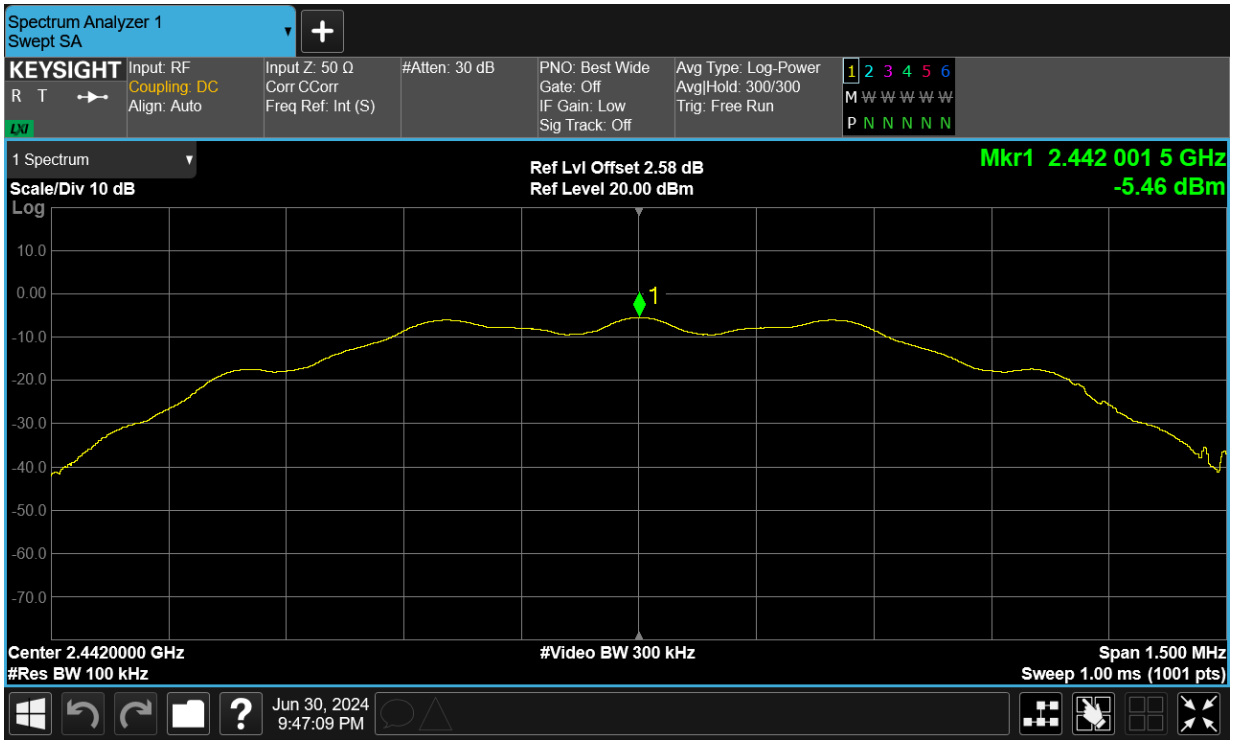

Tx. Spurious NVNT BLE 2442MHz Ant1 Emission

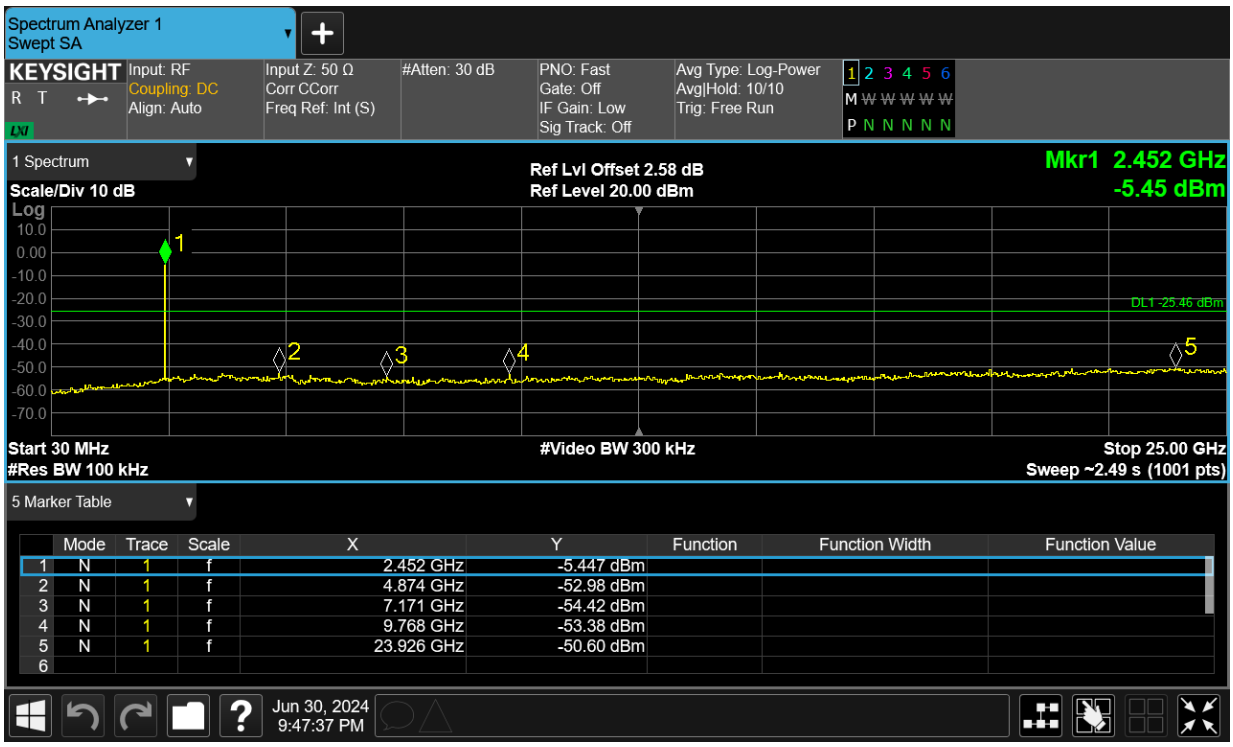

Tx. Spurious NVNT BLE 2480MHz Ant1 Ref

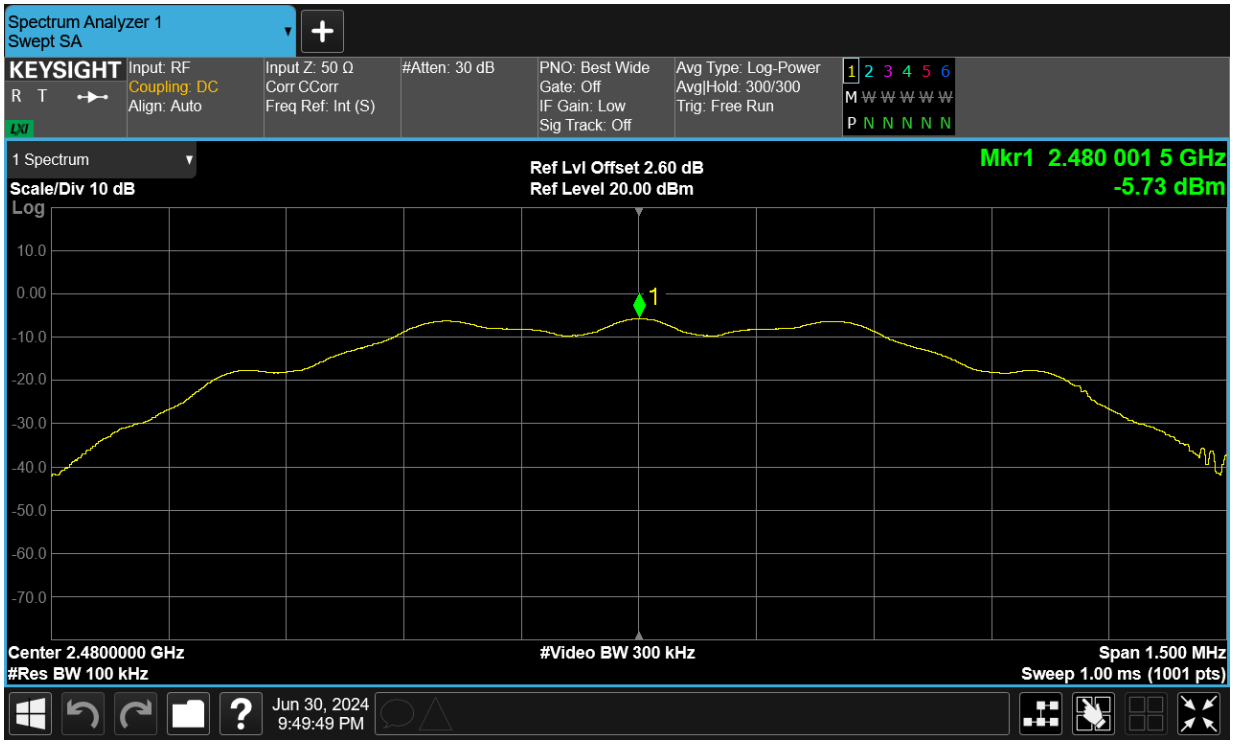

Tx. Spurious NVNT BLE 2480MHz Ant1 Emission

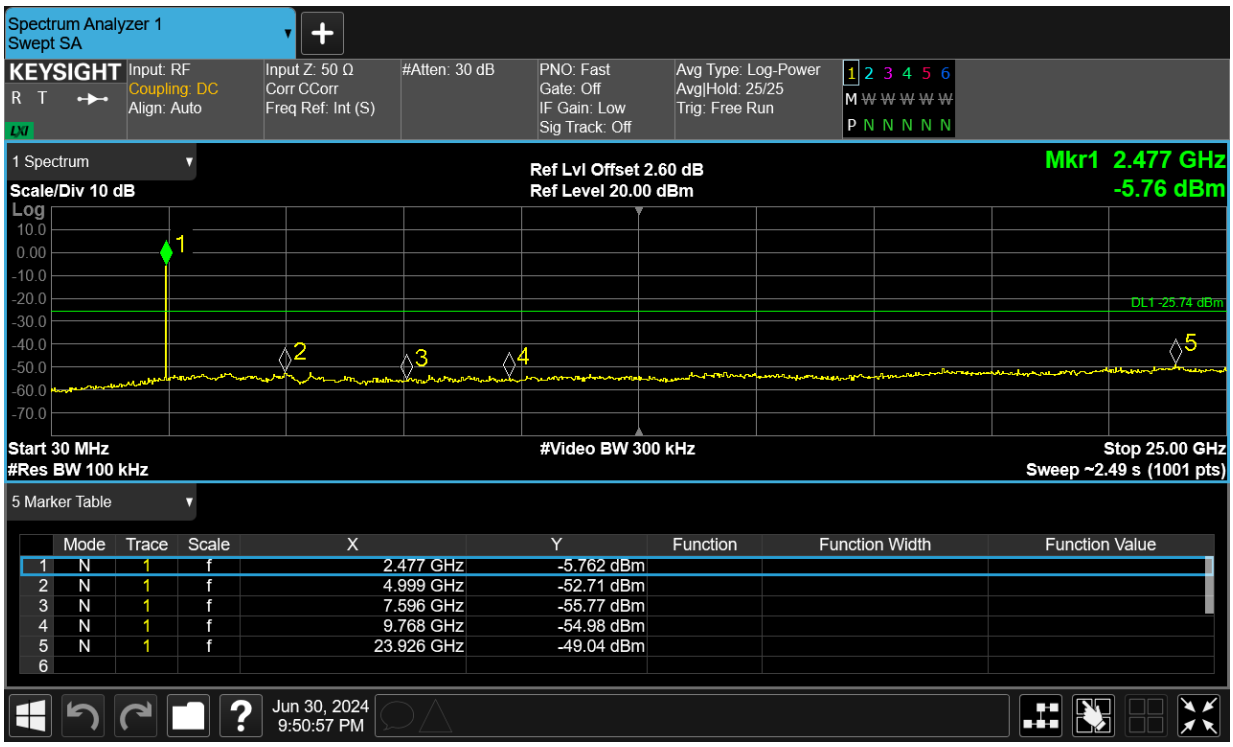

	Mode	Trace	Scale	X	Y	Function	Function Width	Function Value
1	N	1	f	2.477 GHz	-5.762 dBm			
2	N	1	f	4.999 GHz	-52.71 dBm			
3	N	1	f	7.596 GHz	-55.77 dBm			
4	N	1	f	9.768 GHz	-54.98 dBm			
5	N	1	f	23.926 GHz	-49.04 dBm			
6								