Test Plot 149#:LTE Band 40B_1RB_Mid_Head Right Tilt

DUT: Mobile Phone; Type: X6850; Serial: 2CIN-1

Communication System: Generic TDD-LTE; Frequency: 2355 MHz;Duty Cycle: 1:3.33
Medium parameters used (interpolated): f = 2355 MHz; σ = 1.75 S/m; ε_r = 37.969; ρ = 1000 kg/m^3
Phantom section: Right Section

DASY5 Configuration:

- Probe: EX3DV4 - SN7522; ConvF(7.67, 7.67, 7.67) @ 2355 MHz; Calibrated: 2023/5/29
- Sensor-Surface: 1.4mm (Mechanical Surface Detection)
- Electronics: DAE4 Sn1354; Calibrated: 2023/11/17
- Phantom: Twin SAM V5.0; Type: QD000P40CD; Serial: TP:1470
- Measurement SW: DASY52, Version 52.10 (2); SEMCAD X Version 14.6.12 (7470)

Area Scan (11x11x1): Measurement grid: dx=10mm, dy=10mm
Maximum value of SAR (measured) = 0.679 W/kg

Zoom Scan (7x7x7)/Cube 0: Measurement grid: dx=5mm, dy=5mm, dz=5mm
Reference Value = 13.19 V/m; Power Drift = -0.12 dB
Peak SAR (extrapolated) = 0.862 W/kg
SAR(1 g) = 0.377 W/kg; SAR(10 g) = 0.170 W/kg
Maximum value of SAR (measured) = 0.679 W/kg

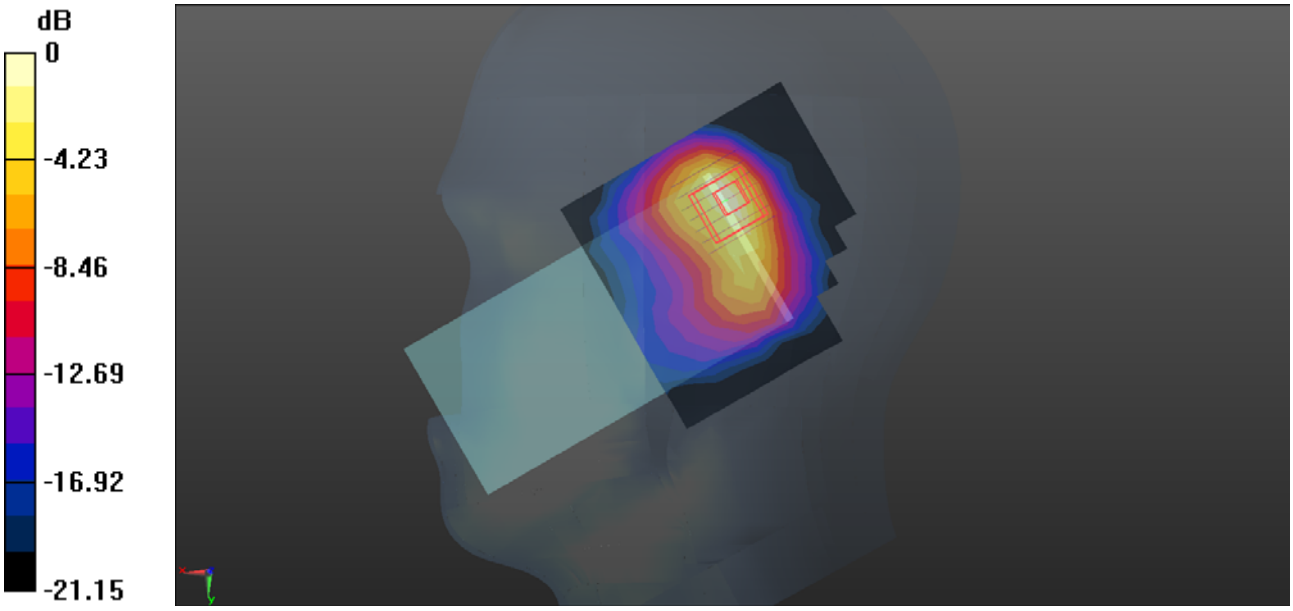

0 dB = 0.679 W/kg = -1.68 dBW/kg

Test Plot 150#:LTE Band 40B_50%RB_Mid_Head Right Tilt

DUT: Mobile Phone; Type: X6850; Serial: 2CIN-1

Communication System: Generic TDD-LTE; Frequency: 2355 MHz;Duty Cycle: 1:3.33
Medium parameters used (interpolated): f = 2355 MHz; σ = 1.75 S/m; ε_r = 37.969; ρ = 1000 kg/m^3
Phantom section: Right Section

DASY5 Configuration:

- Probe: EX3DV4 - SN7522; ConvF(7.67, 7.67, 7.67) @ 2355 MHz; Calibrated: 2023/5/29
- Sensor-Surface: 1.4mm (Mechanical Surface Detection)
- Electronics: DAE4 Sn1354; Calibrated: 2023/11/17
- Phantom: Twin SAM V5.0; Type: QD000P40CD; Serial: TP:1470
- Measurement SW: DASY52, Version 52.10 (2); SEMCAD X Version 14.6.12 (7470)

Area Scan (11x11x1): Measurement grid: dx=10mm, dy=10mm
Maximum value of SAR (measured) = 0.352 W/kg

Zoom Scan (7x7x7)/Cube 0: Measurement grid: dx=5mm, dy=5mm, dz=5mm
Reference Value = 9.521 V/m; Power Drift = 0.01 dB
Peak SAR (extrapolated) = 0.666 W/kg
SAR(1 g) = 0.298 W/kg; SAR(10 g) = 0.134 W/kg
Maximum value of SAR (measured) = 0.345 W/kg

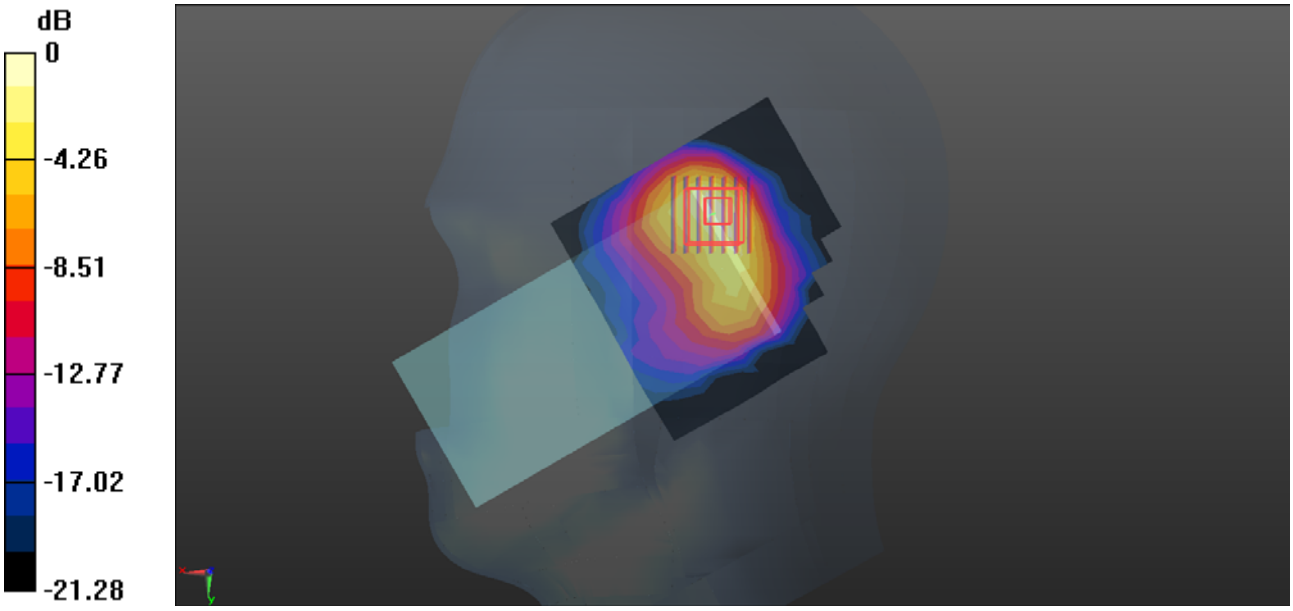

0 dB = 0.345 W/kg = -4.62 dBW/kg

Test Plot 151#:LTE Band 40B_1RB_Mid_Body Front

DUT: Mobile Phone; Type: X6850; Serial: 2CIN-1

Communication System: Generic TDD-LTE; Frequency: 2355 MHz;Duty Cycle: 1:3.33
Medium parameters used (interpolated): f = 2355 MHz; σ = 1.75 S/m; ε_r = 37.969; ρ = 1000 kg/m^3
Phantom section: Flat Section

DASY5 Configuration:

- Probe: EX3DV4 - SN7522; ConvF(7.67, 7.67, 7.67) @ 2355 MHz; Calibrated: 2023/5/29
- Sensor-Surface: 1.4mm (Mechanical Surface Detection)
- Electronics: DAE4 Sn1354; Calibrated: 2023/11/17
- Phantom: Twin SAM V5.0; Type: QD000P40CD; Serial: TP:1470
- Measurement SW: DASY52, Version 52.10 (2); SEMCAD X Version 14.6.12 (7470)

Area Scan (12x13x1): Measurement grid: dx=10mm, dy=10mm
Maximum value of SAR (measured) = 0.0830 W/kg

Zoom Scan (7x7x7)/Cube 0: Measurement grid: dx=5mm, dy=5mm, dz=5mm
Reference Value = 5.634 V/m; Power Drift = -0.20 dB
Peak SAR (extrapolated) = 0.100 W/kg
SAR(1 g) = 0.058 W/kg; SAR(10 g) = 0.034 W/kg
Maximum value of SAR (measured) = 0.0834 W/kg

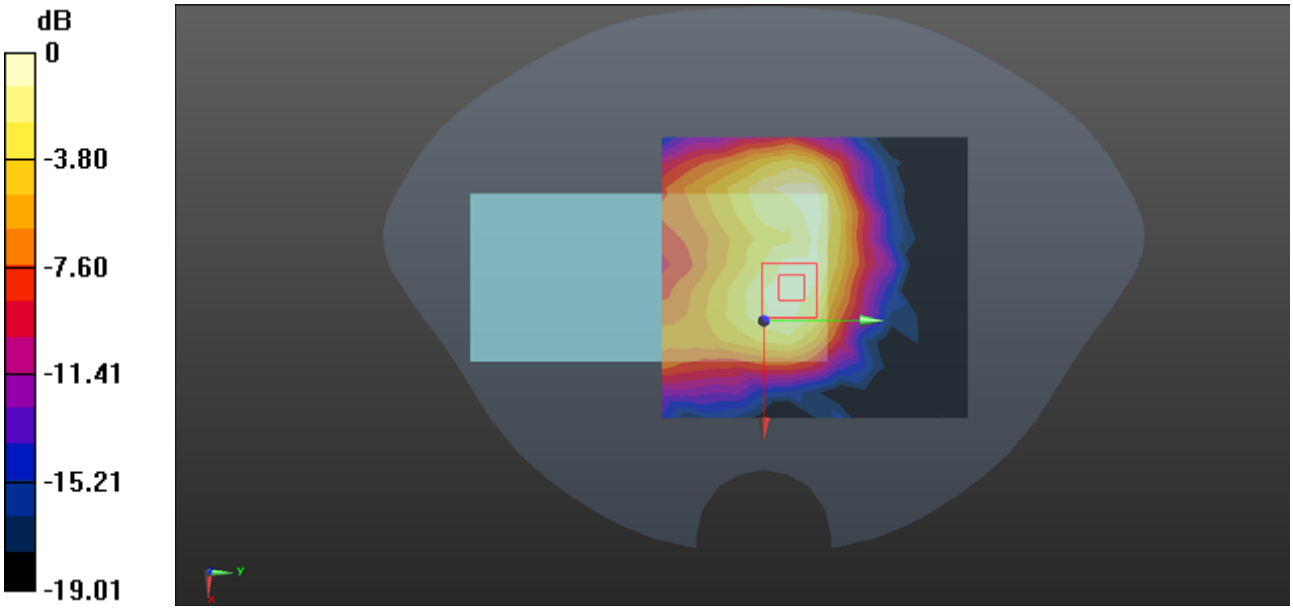

0 dB = 0.0834 W/kg = -10.79 dBW/kg

Test Plot 152#:LTE Band 40B 50RB_Mid_Body Front

DUT: Mobile Phone; Type: X6850; Serial: 2CIN-1

Communication System: Generic TDD-LTE; Frequency: 2355 MHz;Duty Cycle: 1:3.33
Medium parameters used (interpolated): f = 2355 MHz; σ = 1.75 S/m; ε_r = 37.969; ρ = 1000 kg/m^3
Phantom section: Flat Section

DASY5 Configuration:

- Probe: EX3DV4 - SN7522; ConvF(7.67, 7.67, 7.67) @ 2355 MHz; Calibrated: 2023/5/29
- Sensor-Surface: 1.4mm (Mechanical Surface Detection)
- Electronics: DAE4 Sn1354; Calibrated: 2023/11/17
- Phantom: Twin SAM V5.0; Type: QD000P40CD; Serial: TP:1470
- Measurement SW: DASY52, Version 52.10 (2); SEMCAD X Version 14.6.12 (7470)

Area Scan (12x11x1): Measurement grid: dx=10mm, dy=10mm
Maximum value of SAR (measured) = 0.0650 W/kg

Zoom Scan (7x7x7)/Cube 0: Measurement grid: dx=5mm, dy=5mm, dz=5mm
Reference Value = 4.908 V/m; Power Drift = -0.03 dB
Peak SAR (extrapolated) = 0.0780 W/kg
SAR(1 g) = 0.045 W/kg; SAR(10 g) = 0.027 W/kg
Maximum value of SAR (measured) = 0.0657 W/kg

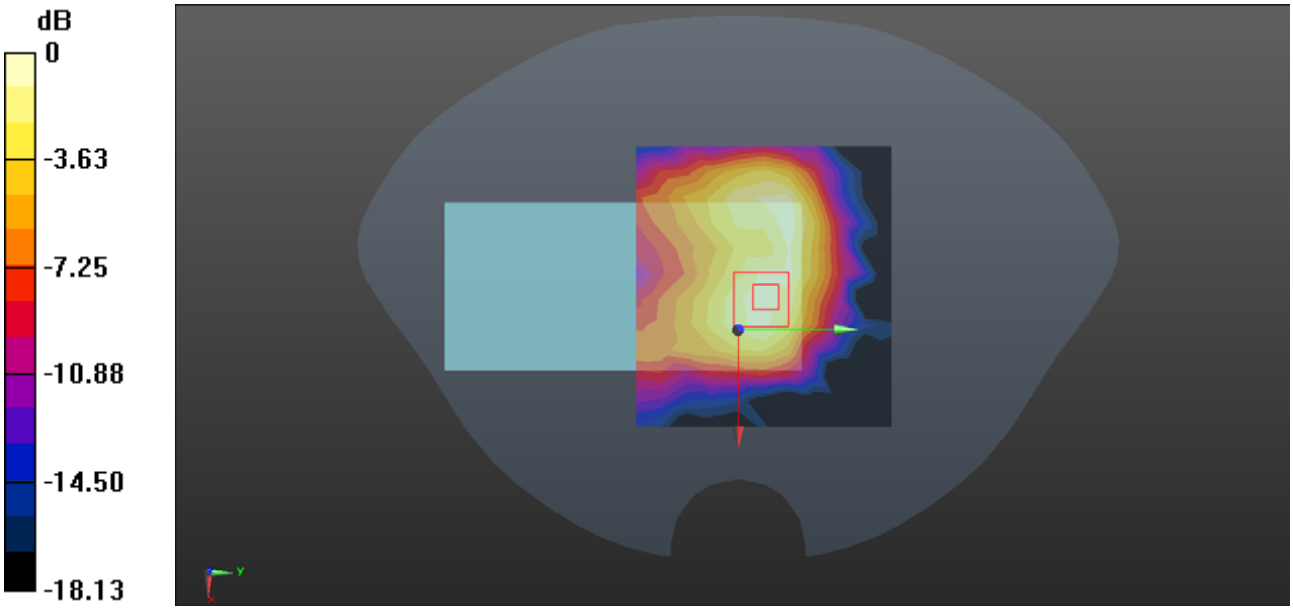

0 dB = 0.0657 W/kg = -11.82 dBW/kg

Test Plot 153#:LTE Band 40B_1RB_Mid_Body Back

DUT: Mobile Phone; Type: X6850; Serial: 2CIN-1

Communication System: Generic TDD-LTE; Frequency: 2355 MHz;Duty Cycle: 1:3.33
Medium parameters used (interpolated): f = 2355 MHz; σ = 1.75 S/m; ε_r = 37.969; ρ = 1000 kg/m^3
Phantom section: Flat Section

DASY5 Configuration:

- Probe: EX3DV4 - SN7522; ConvF(7.67, 7.67, 7.67) @ 2355 MHz; Calibrated: 2023/5/29
- Sensor-Surface: 1.4mm (Mechanical Surface Detection)
- Electronics: DAE4 Sn1354; Calibrated: 2023/11/17
- Phantom: Twin SAM V5.0; Type: QD000P40CD; Serial: TP:1470
- Measurement SW: DASY52, Version 52.10 (2); SEMCAD X Version 14.6.12 (7470)

Area Scan (12x11x1): Measurement grid: dx=10mm, dy=10mm
Maximum value of SAR (measured) = 0.109 W/kg

Zoom Scan (7x7x7)/Cube 0: Measurement grid: dx=5mm, dy=5mm, dz=5mm
Reference Value = 6.182 V/m; Power Drift = -0.09 dB
Peak SAR (extrapolated) = 0.148 W/kg
SAR(1 g) = 0.075 W/kg; SAR(10 g) = 0.040 W/kg
Maximum value of SAR (measured) = 0.114 W/kg

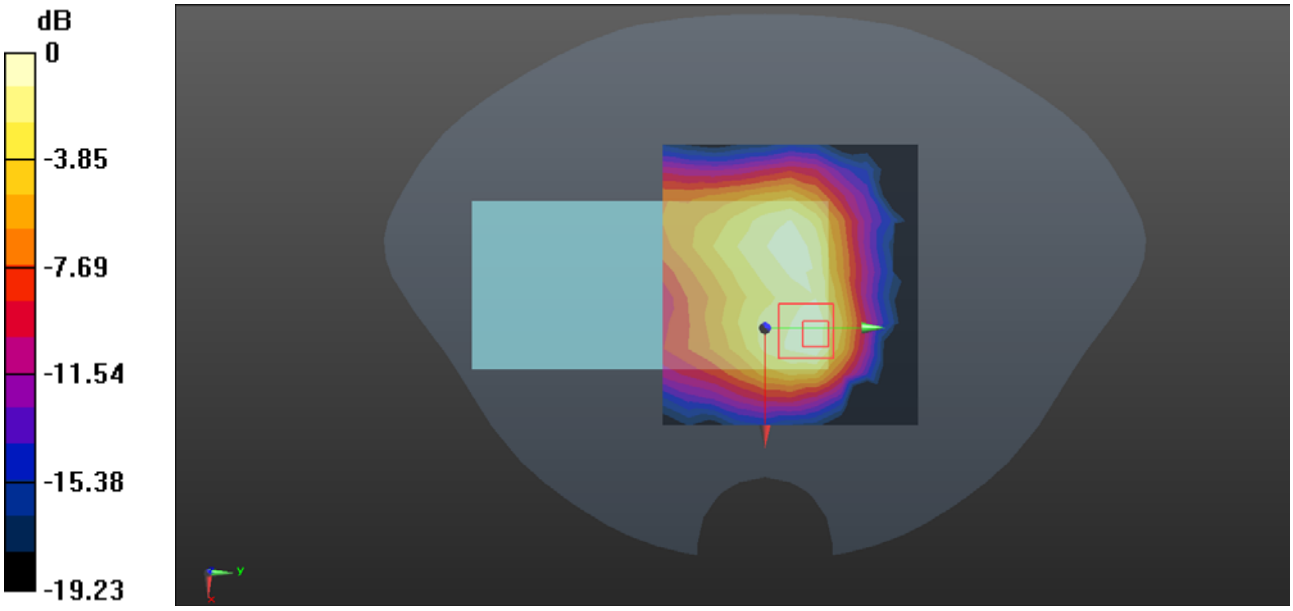

0 dB = 0.114 W/kg = -9.43 dBW/kg

Test Plot 154#:LTE Band 40B_50%RB_Mid_Body Back

DUT: Mobile Phone; Type: X6850; Serial: 2CIN-1

Communication System: Generic TDD-LTE; Frequency: 2355 MHz;Duty Cycle: 1:3.33
Medium parameters used (interpolated): f = 2355 MHz; σ = 1.75 S/m; ε_r = 37.969; ρ = 1000 kg/m^3
Phantom section: Flat Section

DASY5 Configuration:

- Probe: EX3DV4 - SN7522; ConvF(7.67, 7.67, 7.67) @ 2355 MHz; Calibrated: 2023/5/29
- Sensor-Surface: 1.4mm (Mechanical Surface Detection)
- Electronics: DAE4 Sn1354; Calibrated: 2023/11/17
- Phantom: Twin SAM V5.0; Type: QD000P40CD; Serial: TP:1470
- Measurement SW: DASY52, Version 52.10 (2); SEMCAD X Version 14.6.12 (7470)

Area Scan (12x11x1): Measurement grid: dx=10mm, dy=10mm
Maximum value of SAR (measured) = 0.0875 W/kg

Zoom Scan (7x7x7)/Cube 0: Measurement grid: dx=5mm, dy=5mm, dz=5mm
Reference Value = 5.693 V/m; Power Drift = -0.06 dB
Peak SAR (extrapolated) = 0.112 W/kg
SAR(1 g) = 0.058 W/kg; SAR(10 g) = 0.031 W/kg
Maximum value of SAR (measured) = 0.0901 W/kg

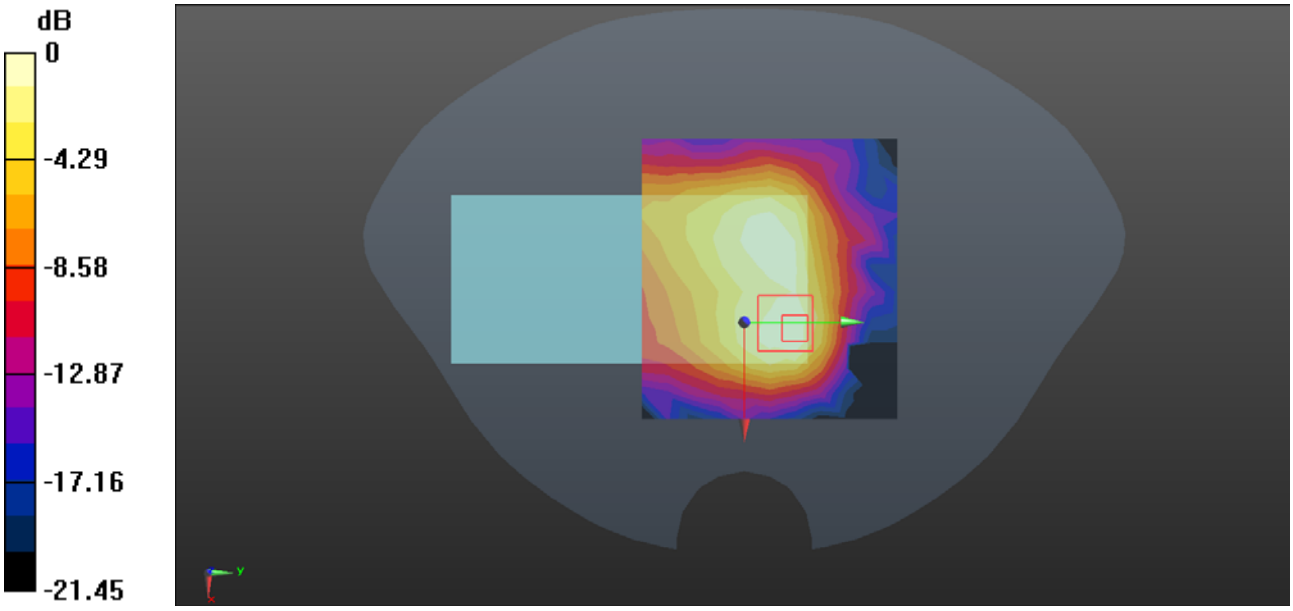

0 dB = 0.0901 W/kg = -10.45 dBW/kg

Test Plot 155#:LTE Band 40B_1RB_Mid_Body Left

DUT: Mobile Phone; Type: X6850; Serial: 2CIN-1

Communication System: Generic TDD-LTE; Frequency: 2355 MHz;Duty Cycle: 1:3.33
Medium parameters used (interpolated): f = 2355 MHz; σ = 1.75 S/m; ε_r = 37.969; ρ = 1000 kg/m^3
Phantom section: Flat Section

DASY5 Configuration:

- Probe: EX3DV4 - SN7522; ConvF(7.67, 7.67, 7.67) @ 2355 MHz; Calibrated: 2023/5/29
- Sensor-Surface: 1.4mm (Mechanical Surface Detection)
- Electronics: DAE4 Sn1354; Calibrated: 2023/11/17
- Phantom: Twin SAM V5.0; Type: QD000P40CD; Serial: TP:1470
- Measurement SW: DASY52, Version 52.10 (2); SEMCAD X Version 14.6.12 (7470)

Area Scan (9x12x1): Measurement grid: dx=10mm, dy=10mm
Maximum value of SAR (measured) = 0.0340 W/kg

Zoom Scan (7x7x7)/Cube 0: Measurement grid: dx=5mm, dy=5mm, dz=5mm
Reference Value = 3.244 V/m; Power Drift = 0.10 dB
Peak SAR (extrapolated) = 0.0430 W/kg
SAR(1 g) = 0.024 W/kg; SAR(10 g) = 0.013 W/kg
Maximum value of SAR (measured) = 0.0352 W/kg

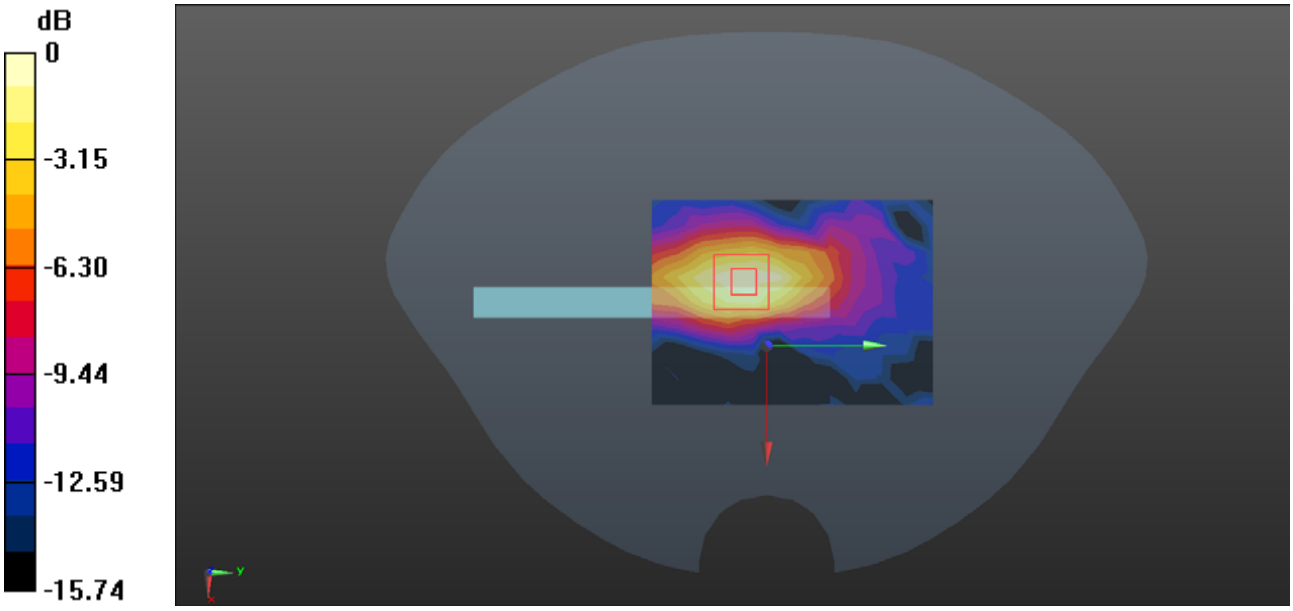

0 dB = 0.0352 W/kg = -14.53 dBW/kg

Test Plot 156#:LTE Band 40B_50%RB_Mid_Body Left

DUT: Mobile Phone; Type: X6850; Serial: 2CIN-1

Communication System: Generic TDD-LTE; Frequency: 2355 MHz;Duty Cycle: 1:3.33
Medium parameters used (interpolated): f = 2355 MHz; σ = 1.75 S/m; ε_r = 37.969; ρ = 1000 kg/m^3
Phantom section: Flat Section

DASY5 Configuration:

- Probe: EX3DV4 - SN7522; ConvF(7.67, 7.67, 7.67) @ 2355 MHz; Calibrated: 2023/5/29
- Sensor-Surface: 1.4mm (Mechanical Surface Detection)
- Electronics: DAE4 Sn1354; Calibrated: 2023/11/17
- Phantom: Twin SAM V5.0; Type: QD000P40CD; Serial: TP:1470
- Measurement SW: DASY52, Version 52.10 (2); SEMCAD X Version 14.6.12 (7470)

Area Scan (9x12x1): Measurement grid: dx=10mm, dy=10mm
Maximum value of SAR (measured) = 0.0253 W/kg

Zoom Scan (7x7x7)/Cube 0: Measurement grid: dx=5mm, dy=5mm, dz=5mm
Reference Value = 3.072 V/m; Power Drift = 0.03 dB
Peak SAR (extrapolated) = 0.0330 W/kg
SAR(1 g) = 0.018 W/kg; SAR(10 g) = 0.00997 W/kg
Maximum value of SAR (measured) = 0.0274 W/kg

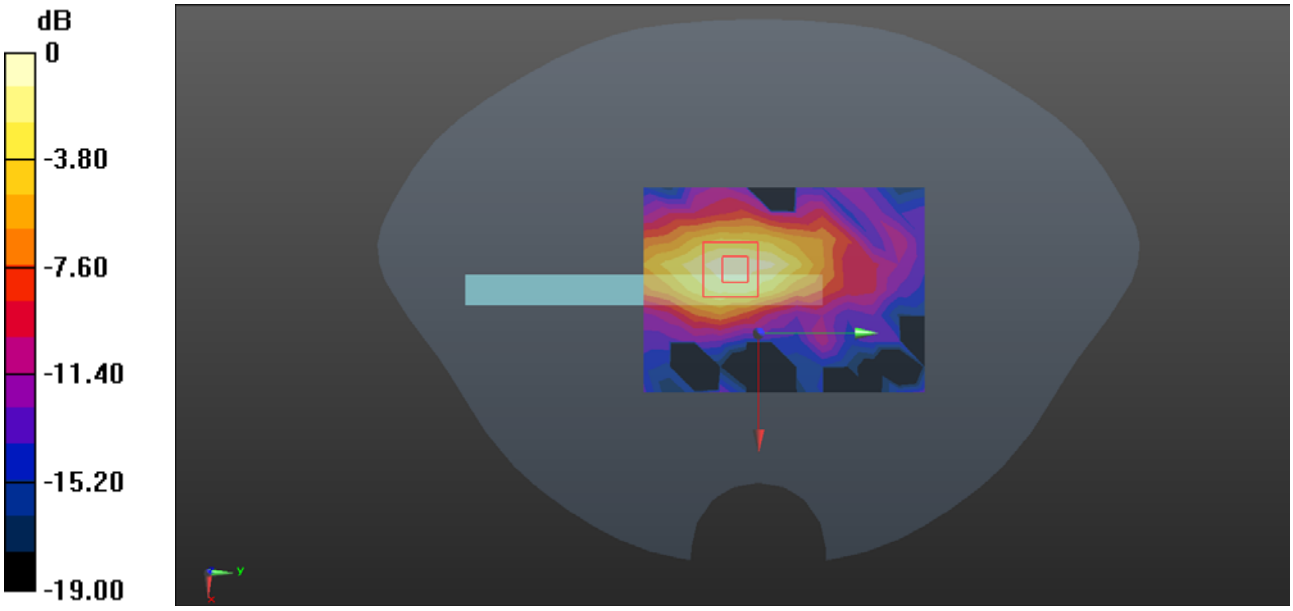

0 dB = 0.0274 W/kg = -15.62 dBW/kg

Test Plot 157#:LTE Band 40B_1RB_Mid_Body Top

DUT: Mobile Phone; Type: X6850; Serial: 2CIN-1

Communication System: Generic TDD-LTE; Frequency: 2355 MHz;Duty Cycle: 1:3.33
Medium parameters used (interpolated): f = 2355 MHz; σ = 1.75 S/m; ε_r = 37.969; ρ = 1000 kg/m^3
Phantom section: Flat Section

DASY5 Configuration:

- Probe: EX3DV4 - SN7522; ConvF(7.67, 7.67, 7.67) @ 2355 MHz; Calibrated: 2023/5/29
- Sensor-Surface: 1.4mm (Mechanical Surface Detection)
- Electronics: DAE4 Sn1354; Calibrated: 2023/11/17
- Phantom: Twin SAM V5.0; Type: QD000P40CD; Serial: TP:1470
- Measurement SW: DASY52, Version 52.10 (2); SEMCAD X Version 14.6.12 (7470)

Area Scan (9x12x1): Measurement grid: dx=10mm, dy=10mm
Maximum value of SAR (measured) = 0.103 W/kg

Zoom Scan (7x7x7)/Cube 0: Measurement grid: dx=5mm, dy=5mm, dz=5mm
Reference Value = 8.065 V/m; Power Drift = 0.07 dB
Peak SAR (extrapolated) = 0.141 W/kg
SAR(1 g) = 0.082 W/kg; SAR(10 g) = 0.046 W/kg
Maximum value of SAR (measured) = 0.119 W/kg

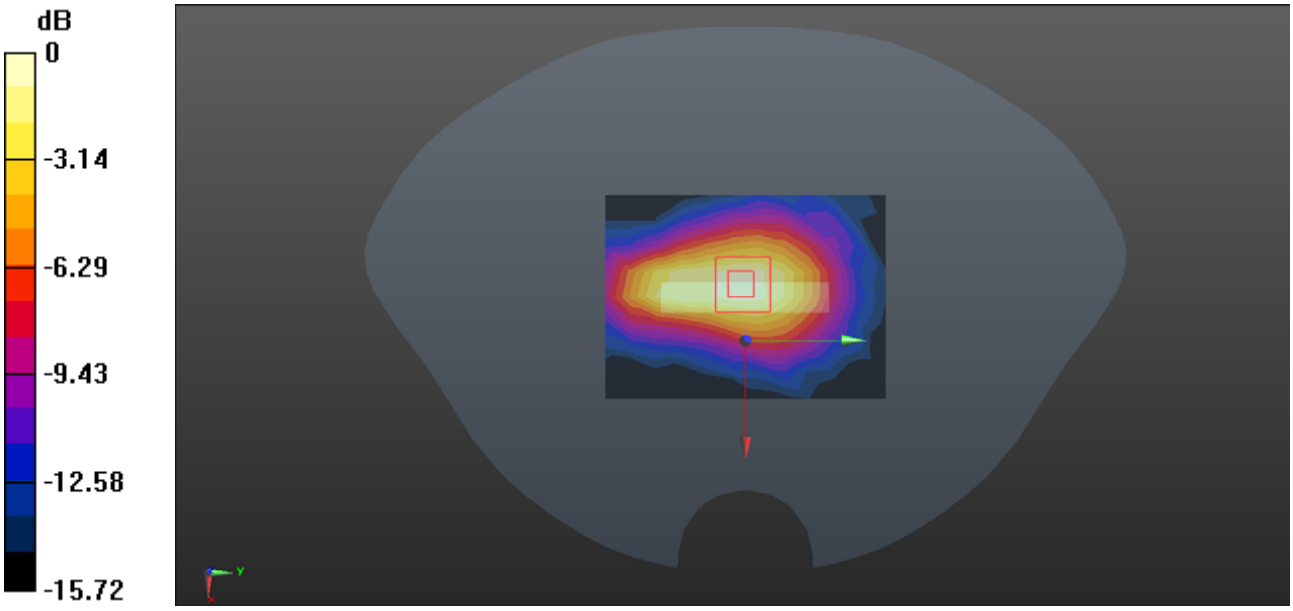

0 dB = 0.119 W/kg = -9.24 dBW/kg

Test Plot 158#:LTE Band 40B_50%RB_Mid_Body Top

DUT: Mobile Phone; Type: X6850; Serial: 2CIN-1

Communication System: Generic TDD-LTE; Frequency: 2355 MHz;Duty Cycle: 1:3.33
Medium parameters used (interpolated): f = 2355 MHz; σ = 1.75 S/m; ε_r = 37.969; ρ = 1000 kg/m^3
Phantom section: Flat Section

DASY5 Configuration:

- Probe: EX3DV4 - SN7522; ConvF(7.67, 7.67, 7.67) @ 2355 MHz; Calibrated: 2023/5/29
- Sensor-Surface: 1.4mm (Mechanical Surface Detection)
- Electronics: DAE4 Sn1354; Calibrated: 2023/11/17
- Phantom: Twin SAM V5.0; Type: QD000P40CD; Serial: TP:1470
- Measurement SW: DASY52, Version 52.10 (2); SEMCAD X Version 14.6.12 (7470)

Area Scan (9x12x1): Measurement grid: dx=10mm, dy=10mm
Maximum value of SAR (measured) = 0.0790 W/kg

Zoom Scan (7x7x7)/Cube 0: Measurement grid: dx=5mm, dy=5mm, dz=5mm
Reference Value = 7.107 V/m; Power Drift = 0.13 dB
Peak SAR (extrapolated) = 0.109 W/kg
SAR(1 g) = 0.062 W/kg; SAR(10 g) = 0.035 W/kg
Maximum value of SAR (measured) = 0.0909 W/kg

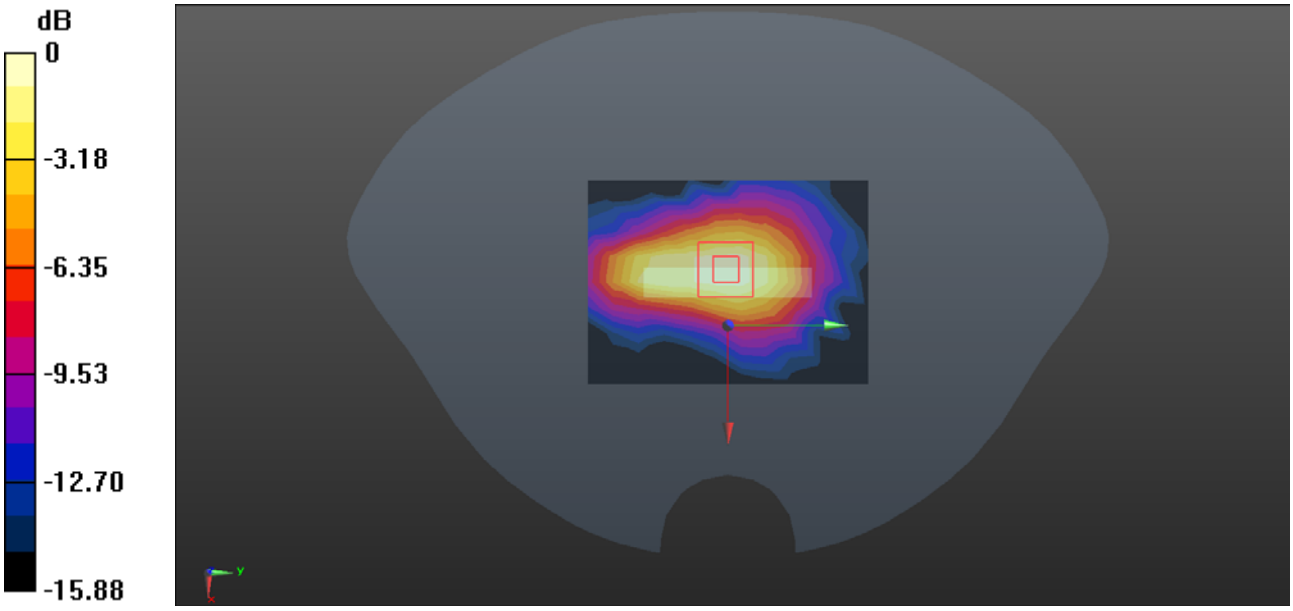

0 dB = 0.0909 W/kg = -10.41 dBW/kg

Test Plot 159#:LTE Band 41_1RB_Mid_Head Left Cheek

DUT: Mobile Phone; Type: X6850; Serial: 2CIN-1

Communication System: Generic TDD-LTE; Frequency: 2593 MHz;Duty Cycle: 1:1.58
Medium parameters used (interpolated): f = 2593 MHz; σ = 1.961 S/m; ε_r = 38.468; ρ = 1000 kg/m^3
Phantom section: Left Section

DASY5 Configuration:

- Probe: EX3DV4 - SN7522; ConvF(7.23, 7.23, 7.23) @ 2593 MHz; Calibrated: 2023/5/29
- Sensor-Surface: 1.4mm (Mechanical Surface Detection)
- Electronics: DAE4 Sn1354; Calibrated: 2023/11/17
- Phantom: Twin SAM V5.0; Type: QD000P40CD; Serial: TP:1470
- Measurement SW: DASY52, Version 52.10 (2); SEMCAD X Version 14.6.12 (7470)

Area Scan (11x11x1): Measurement grid: dx=10mm, dy=10mm
Maximum value of SAR (measured) = 0.429 W/kg

Zoom Scan (7x7x7)/Cube 0: Measurement grid: dx=5mm, dy=5mm, dz=5mm
Reference Value = 15.60 V/m; Power Drift = 0.10 dB
Peak SAR (extrapolated) = 0.620 W/kg
SAR(1 g) = 0.271 W/kg; SAR(10 g) = 0.125 W/kg
Maximum value of SAR (measured) = 0.484 W/kg



0 dB = 0.484 W/kg = -3.15 dBW/kg

Test Plot 160#:LTE Band 41_50%RB_Mid_Head Left Cheek

DUT: Mobile Phone; Type: X6850; Serial: 2CIN-1

Communication System: Generic TDD-LTE; Frequency: 2593 MHz;Duty Cycle: 1:1.58
Medium parameters used (interpolated): f = 2593 MHz; σ = 1.961 S/m; ε_r = 38.468; ρ = 1000 kg/m^3
Phantom section: Left Section

DASY5 Configuration:

- Probe: EX3DV4 - SN7522; ConvF(7.23, 7.23, 7.23) @ 2593 MHz; Calibrated: 2023/5/29
- Sensor-Surface: 1.4mm (Mechanical Surface Detection)
- Electronics: DAE4 Sn1354; Calibrated: 2023/11/17
- Phantom: Twin SAM V5.0; Type: QD000P40CD; Serial: TP:1470
- Measurement SW: DASY52, Version 52.10 (2); SEMCAD X Version 14.6.12 (7470)

Area Scan (11x11x1): Measurement grid: dx=10mm, dy=10mm
Maximum value of SAR (measured) = 0.359 W/kg

Zoom Scan (7x7x7)/Cube 0: Measurement grid: dx=5mm, dy=5mm, dz=5mm
Reference Value = 14.22 V/m; Power Drift = -0.12 dB
Peak SAR (extrapolated) = 0.470 W/kg
SAR(1 g) = 0.202 W/kg; SAR(10 g) = 0.091 W/kg
Maximum value of SAR (measured) = 0.363 W/kg



0 dB = 0.363 W/kg = -4.40 dBW/kg

Test Plot 161#:LTE Band 41_1RB_Mid_Head Left Tilt

DUT: Mobile Phone; Type: X6850; Serial: 2CIN-1

Communication System: Generic TDD-LTE; Frequency: 2593 MHz;Duty Cycle: 1:1.58
Medium parameters used (interpolated): f = 2593 MHz; σ = 1.961 S/m; ε_r = 38.468; ρ = 1000 kg/m^3
Phantom section: Left Section

DASY5 Configuration:

- Probe: EX3DV4 - SN7522; ConvF(7.23, 7.23, 7.23) @ 2593 MHz; Calibrated: 2023/5/29
- Sensor-Surface: 1.4mm (Mechanical Surface Detection)
- Electronics: DAE4 Sn1354; Calibrated: 2023/11/17
- Phantom: Twin SAM V5.0; Type: QD000P40CD; Serial: TP:1470
- Measurement SW: DASY52, Version 52.10 (2); SEMCAD X Version 14.6.12 (7470)

Area Scan (11x11x1): Measurement grid: dx=10mm, dy=10mm
Maximum value of SAR (measured) = 0.487 W/kg

Zoom Scan (7x7x7)/Cube 0: Measurement grid: dx=5mm, dy=5mm, dz=5mm
Reference Value = 16.80 V/m; Power Drift = -0.07 dB
Peak SAR (extrapolated) = 0.679 W/kg
SAR(1 g) = 0.305 W/kg; SAR(10 g) = 0.143 W/kg
Maximum value of SAR (measured) = 0.543 W/kg



0 dB = 0.543 W/kg = -2.65 dBW/kg

Test Plot 162#:LTE Band 41_50%RB_Mid_Head Left Tilt

DUT: Mobile Phone; Type: X6850; Serial: 2CIN-1

Communication System: Generic TDD-LTE; Frequency: 2593 MHz;Duty Cycle: 1:1.58
Medium parameters used (interpolated): f = 2593 MHz; σ = 1.961 S/m; ε_r = 38.468; ρ = 1000 kg/m^3
Phantom section: Left Section

DASY5 Configuration:

- Probe: EX3DV4 - SN7522; ConvF(7.23, 7.23, 7.23) @ 2593 MHz; Calibrated: 2023/5/29
- Sensor-Surface: 1.4mm (Mechanical Surface Detection)
- Electronics: DAE4 Sn1354; Calibrated: 2023/11/17
- Phantom: Twin SAM V5.0; Type: QD000P40CD; Serial: TP:1470
- Measurement SW: DASY52, Version 52.10 (2); SEMCAD X Version 14.6.12 (7470)

Area Scan (11x11x1): Measurement grid: dx=10mm, dy=10mm
Maximum value of SAR (measured) = 0.392 W/kg

Zoom Scan (7x7x7)/Cube 0: Measurement grid: dx=5mm, dy=5mm, dz=5mm
Reference Value = 15.02 V/m; Power Drift = -0.15 dB
Peak SAR (extrapolated) = 0.541 W/kg
SAR(1 g) = 0.237 W/kg; SAR(10 g) = 0.109 W/kg
Maximum value of SAR (measured) = 0.422 W/kg



0 dB = 0.422 W/kg = -3.75 dBW/kg

Test Plot 163#:LTE Band 41_1RB_Mid_Head Right Cheek

DUT: Mobile Phone; Type: X6850; Serial: 2CIN-1

Communication System: Generic TDD-LTE; Frequency: 2593 MHz;Duty Cycle: 1:1.58
Medium parameters used (interpolated): f = 2593 MHz; σ = 1.961 S/m; ε_r = 38.468; ρ = 1000 kg/m^3
Phantom section: Right Section

DASY5 Configuration:

- Probe: EX3DV4 - SN7522; ConvF(7.23, 7.23, 7.23) @ 2593 MHz; Calibrated: 2023/5/29
- Sensor-Surface: 1.4mm (Mechanical Surface Detection)
- Electronics: DAE4 Sn1354; Calibrated: 2023/11/17
- Phantom: Twin SAM V5.0; Type: QD000P40CD; Serial: TP:1470
- Measurement SW: DASY52, Version 52.10 (2); SEMCAD X Version 14.6.12 (7470)

Area Scan (11x11x1): Measurement grid: dx=10mm, dy=10mm
Maximum value of SAR (measured) = 0.642 W/kg

Zoom Scan (7x7x7)/Cube 0: Measurement grid: dx=5mm, dy=5mm, dz=5mm
Reference Value = 11.80 V/m; Power Drift = -0.16 dB
Peak SAR (extrapolated) = 0.922 W/kg
SAR(1 g) = 0.403 W/kg; SAR(10 g) = 0.176 W/kg
Maximum value of SAR (measured) = 0.717 W/kg



0 dB = 0.717 W/kg = -1.44 dBW/kg

Test Plot 164#:LTE Band 41_50%RB_Mid_Head Right Cheek

DUT: Mobile Phone; Type: X6850; Serial: 2CIN-1

Communication System: Generic TDD-LTE; Frequency: 2593 MHz;Duty Cycle: 1:1.58
Medium parameters used (interpolated): f = 2593 MHz; σ = 1.961 S/m; ε_r = 38.468; ρ = 1000 kg/m^3
Phantom section: Right Section

DASY5 Configuration:

- Probe: EX3DV4 - SN7522; ConvF(7.23, 7.23, 7.23) @ 2593 MHz; Calibrated: 2023/5/29
- Sensor-Surface: 1.4mm (Mechanical Surface Detection)
- Electronics: DAE4 Sn1354; Calibrated: 2023/11/17
- Phantom: Twin SAM V5.0; Type: QD000P40CD; Serial: TP:1470
- Measurement SW: DASY52, Version 52.10 (2); SEMCAD X Version 14.6.12 (7470)

Area Scan (11x11x1): Measurement grid: dx=10mm, dy=10mm
Maximum value of SAR (measured) = 0.520 W/kg

Zoom Scan (7x7x7)/Cube 0: Measurement grid: dx=5mm, dy=5mm, dz=5mm
Reference Value = 10.24 V/m; Power Drift = -0.08 dB
Peak SAR (extrapolated) = 0.725 W/kg
SAR(1 g) = 0.320 W/kg; SAR(10 g) = 0.139 W/kg
Maximum value of SAR (measured) = 0.560 W/kg



0 dB = 0.560 W/kg = -2.52 dBW/kg

Test Plot 165#:LTE Band 41_1RB_Mid_Head Right Tilt

DUT: Mobile Phone; Type: X6850; Serial: 2CIN-1

Communication System: Generic TDD-LTE; Frequency: 2593 MHz;Duty Cycle: 1:1.58
Medium parameters used (interpolated): f = 2593 MHz; σ = 1.961 S/m; ε_r = 38.468; ρ = 1000 kg/m^3
Phantom section: Right Section

DASY5 Configuration:

- Probe: EX3DV4 - SN7522; ConvF(7.23, 7.23, 7.23) @ 2593 MHz; Calibrated: 2023/5/29
- Sensor-Surface: 1.4mm (Mechanical Surface Detection)
- Electronics: DAE4 Sn1354; Calibrated: 2023/11/17
- Phantom: Twin SAM V5.0; Type: QD000P40CD; Serial: TP:1470
- Measurement SW: DASY52, Version 52.10 (2); SEMCAD X Version 14.6.12 (7470)

Area Scan (11x11x1): Measurement grid: dx=10mm, dy=10mm
Maximum value of SAR (measured) = 0.819 W/kg

Zoom Scan (7x7x7)/Cube 0: Measurement grid: dx=5mm, dy=5mm, dz=5mm
Reference Value = 13.94 V/m; Power Drift = 0.07 dB
Peak SAR (extrapolated) = 1.11 W/kg
SAR(1 g) = 0.486 W/kg; SAR(10 g) = 0.208 W/kg
Maximum value of SAR (measured) = 0.888 W/kg



0 dB = 0.888 W/kg = -0.52 dBW/kg

Test Plot 166#:LTE Band 41_50%RB_Mid_Head Right Tilt

DUT: Mobile Phone; Type: X6850; Serial: 2CIN-1

Communication System: Generic TDD-LTE; Frequency: 2593 MHz;Duty Cycle: 1:1.58
Medium parameters used (interpolated): f = 2593 MHz; σ = 1.961 S/m; ε_r = 38.468; ρ = 1000 kg/m^3
Phantom section: Right Section

DASY5 Configuration:

- Probe: EX3DV4 - SN7522; ConvF(7.23, 7.23, 7.23) @ 2593 MHz; Calibrated: 2023/5/29
- Sensor-Surface: 1.4mm (Mechanical Surface Detection)
- Electronics: DAE4 Sn1354; Calibrated: 2023/11/17
- Phantom: Twin SAM V5.0; Type: QD000P40CD; Serial: TP:1470
- Measurement SW: DASY52, Version 52.10 (2); SEMCAD X Version 14.6.12 (7470)

Area Scan (11x11x1): Measurement grid: dx=10mm, dy=10mm
Maximum value of SAR (measured) = 0.648 W/kg

Zoom Scan (7x7x7)/Cube 0: Measurement grid: dx=5mm, dy=5mm, dz=5mm
Reference Value = 12.51 V/m; Power Drift = -0.09 dB
Peak SAR (extrapolated) = 0.891 W/kg
SAR(1 g) = 0.385 W/kg; SAR(10 g) = 0.164 W/kg
Maximum value of SAR (measured) = 0.708 W/kg



0 dB = 0.708 W/kg = -1.50 dBW/kg

Test Plot 167#:LTE Band 41_1RB_Mid_Body Front

DUT: Mobile Phone; Type: X6850; Serial: 2CIN-1

Communication System: Generic TDD-LTE; Frequency: 2593 MHz;Duty Cycle: 1:1.58
Medium parameters used (interpolated): f = 2593 MHz; σ = 1.961 S/m; ε_r = 38.468; ρ = 1000 kg/m^3
Phantom section: Flat Section

DASY5 Configuration:

- Probe: EX3DV4 - SN7522; ConvF(7.23, 7.23, 7.23) @ 2593 MHz; Calibrated: 2023/5/29
- Sensor-Surface: 1.4mm (Mechanical Surface Detection)
- Electronics: DAE4 Sn1354; Calibrated: 2023/11/17
- Phantom: Twin SAM V5.0; Type: QD000P40CD; Serial: TP:1470
- Measurement SW: DASY52, Version 52.10 (2); SEMCAD X Version 14.6.12 (7470)

Area Scan (12x11x1): Measurement grid: dx=10mm, dy=10mm
Maximum value of SAR (measured) = 0.0725 W/kg

Zoom Scan (7x7x7)/Cube 0: Measurement grid: dx=5mm, dy=5mm, dz=5mm
Reference Value = 1.442 V/m; Power Drift = 0.07 dB
Peak SAR (extrapolated) = 0.119 W/kg
SAR(1 g) = 0.067 W/kg; SAR(10 g) = 0.031 W/kg
Maximum value of SAR (measured) = 0.0747 W/kg

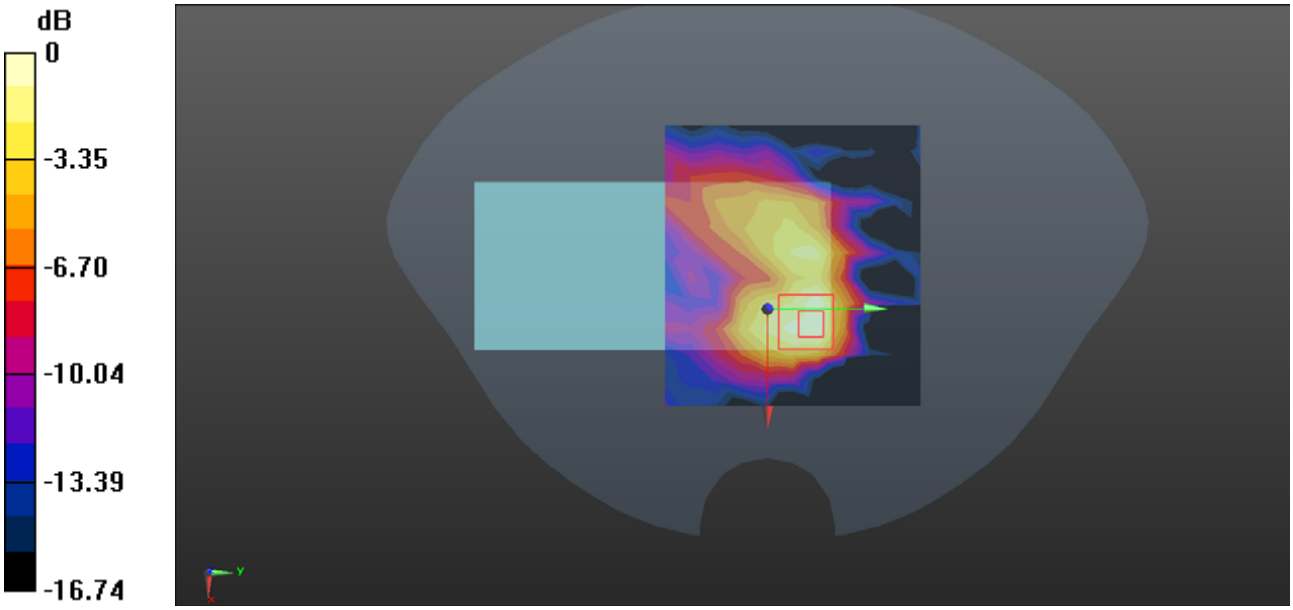

0 dB = 0.0747 W/kg = -11.27 dBW/kg

Test Plot 168#:LTE Band 41_50%RB_Mid_Body Front

DUT: Mobile Phone; Type: X6850; Serial: 2CIN-1

Communication System: Generic TDD-LTE; Frequency: 2593 MHz;Duty Cycle: 1:1.58
Medium parameters used (interpolated): f = 2593 MHz; σ = 1.961 S/m; ε_r = 38.468; ρ = 1000 kg/m^3
Phantom section: Flat Section

DASY5 Configuration:

- Probe: EX3DV4 - SN7522; ConvF(7.23, 7.23, 7.23) @ 2593 MHz; Calibrated: 2023/5/29
- Sensor-Surface: 1.4mm (Mechanical Surface Detection)
- Electronics: DAE4 Sn1354; Calibrated: 2023/11/17
- Phantom: Twin SAM V5.0; Type: QD000P40CD; Serial: TP:1470
- Measurement SW: DASY52, Version 52.10 (2); SEMCAD X Version 14.6.12 (7470)

Area Scan (12x11x1): Measurement grid: dx=10mm, dy=10mm
Maximum value of SAR (measured) = 0.0580 W/kg

Zoom Scan (7x7x7)/Cube 0: Measurement grid: dx=5mm, dy=5mm, dz=5mm
Reference Value = 2.764 V/m; Power Drift = 0.08 dB
Peak SAR (extrapolated) = 0.224 W/kg
SAR(1 g) = 0.062 W/kg; SAR(10 g) = 0.031 W/kg
Maximum value of SAR (measured) = 0.0749 W/kg

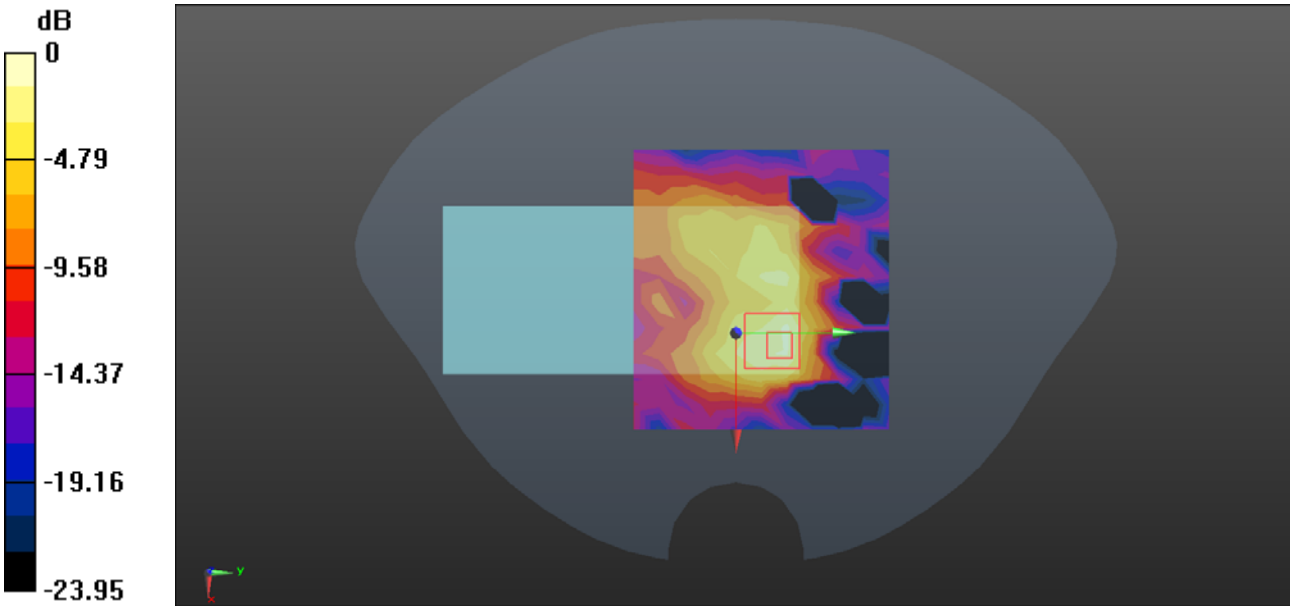

0 dB = 0.0749 W/kg = -11.26 dBW/kg

Test Plot 169#:LTE Band 41_1RB_Mid_Body Back

DUT: Mobile Phone; Type: X6850; Serial: 2CIN-1

Communication System: Generic TDD-LTE; Frequency: 2593 MHz;Duty Cycle: 1:1.58
Medium parameters used (interpolated): f = 2593 MHz; σ = 1.961 S/m; ε_r = 38.468; ρ = 1000 kg/m^3
Phantom section: Flat Section

DASY5 Configuration:

- Probe: EX3DV4 - SN7522; ConvF(7.23, 7.23, 7.23) @ 2593 MHz; Calibrated: 2023/5/29
- Sensor-Surface: 1.4mm (Mechanical Surface Detection)
- Electronics: DAE4 Sn1354; Calibrated: 2023/11/17
- Phantom: Twin SAM V5.0; Type: QD000P40CD; Serial: TP:1470
- Measurement SW: DASY52, Version 52.10 (2); SEMCAD X Version 14.6.12 (7470)

Area Scan (12x11x1): Measurement grid: dx=10mm, dy=10mm
Maximum value of SAR (measured) = 0.0819 W/kg

Zoom Scan (7x7x7)/Cube 0: Measurement grid: dx=5mm, dy=5mm, dz=5mm
Reference Value = 4.173 V/m; Power Drift = -0.06 dB
Peak SAR (extrapolated) = 0.142 W/kg
SAR(1 g) = 0.073 W/kg; SAR(10 g) = 0.034 W/kg
Maximum value of SAR (measured) = 0.0852 W/kg

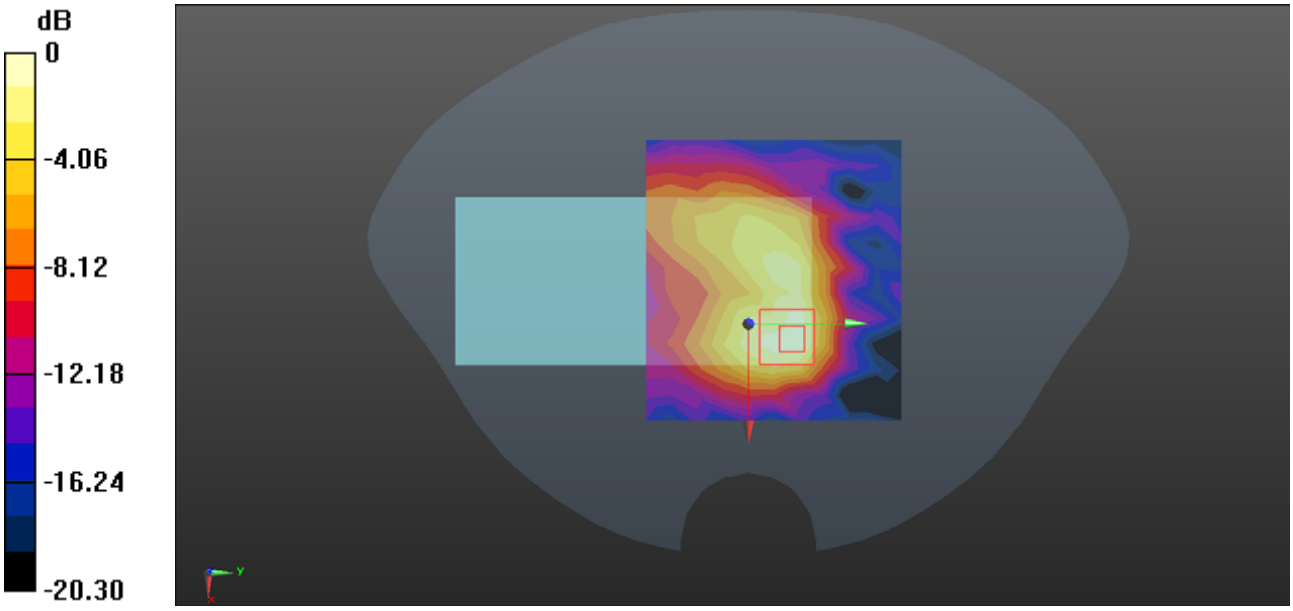

0 dB = 0.0852 W/kg = -10.70 dBW/kg

Test Plot 170#:LTE Band 41_50%RB_Mid_Body Back

DUT: Mobile Phone; Type: X6850; Serial: 2CIN-1

Communication System: Generic TDD-LTE; Frequency: 2593 MHz;Duty Cycle: 1:1.58
Medium parameters used (interpolated): f = 2593 MHz; σ = 1.961 S/m; ε_r = 38.468; ρ = 1000 kg/m^3
Phantom section: Flat Section

DASY5 Configuration:

- Probe: EX3DV4 - SN7522; ConvF(7.23, 7.23, 7.23) @ 2593 MHz; Calibrated: 2023/5/29
- Sensor-Surface: 1.4mm (Mechanical Surface Detection)
- Electronics: DAE4 Sn1354; Calibrated: 2023/11/17
- Phantom: Twin SAM V5.0; Type: QD000P40CD; Serial: TP:1470
- Measurement SW: DASY52, Version 52.10 (2); SEMCAD X Version 14.6.12 (7470)

Area Scan (12x11x1): Measurement grid: dx=10mm, dy=10mm
Maximum value of SAR (measured) = 0.0559 W/kg

Zoom Scan (7x7x7)/Cube 0: Measurement grid: dx=5mm, dy=5mm, dz=5mm
Reference Value = 1.296 V/m; Power Drift = 0.03 dB
Peak SAR (extrapolated) = 0.0900 W/kg
SAR(1 g) = 0.051 W/kg; SAR(10 g) = 0.022 W/kg
Maximum value of SAR (measured) = 0.0583 W/kg

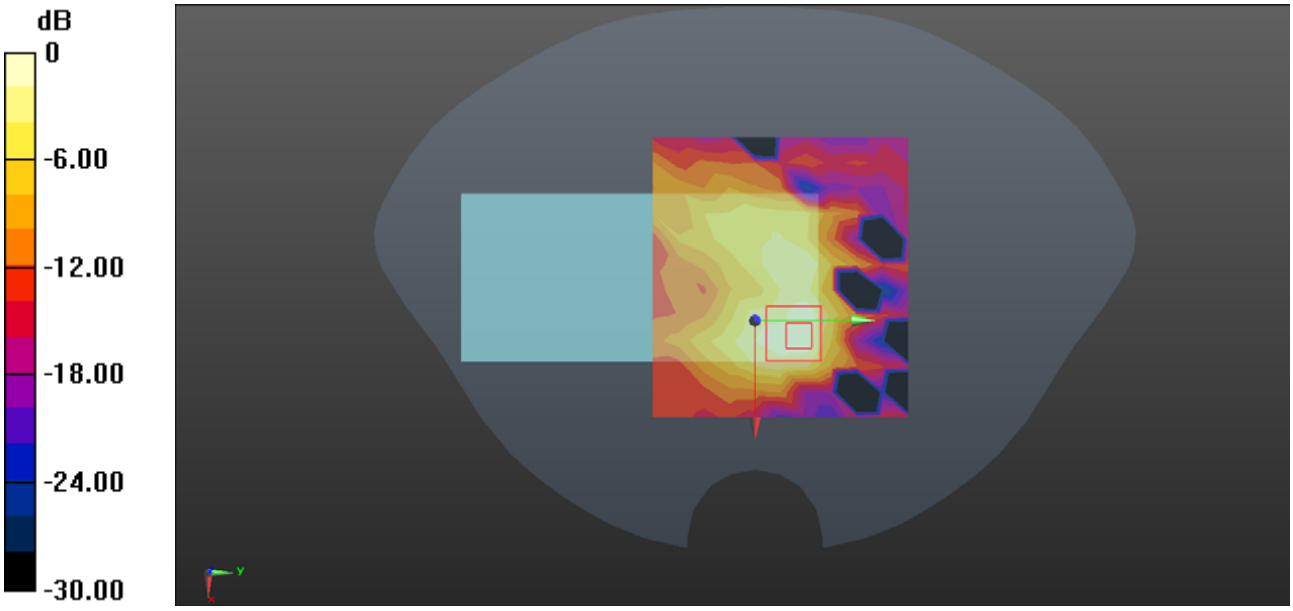

0 dB = 0.0583 W/kg = -12.34 dBW/kg

Test Plot 171#:LTE Band 41_1RB_Mid_Body Left

DUT: Mobile Phone; Type: X6850; Serial: 2CIN-1

Communication System: Generic TDD-LTE; Frequency: 2593 MHz;Duty Cycle: 1:1.58
Medium parameters used (interpolated): f = 2593 MHz; σ = 1.961 S/m; ε_r = 38.468; ρ = 1000 kg/m^3
Phantom section: Flat Section

DASY5 Configuration:

- Probe: EX3DV4 - SN7522; ConvF(7.23, 7.23, 7.23) @ 2593 MHz; Calibrated: 2023/5/29
- Sensor-Surface: 1.4mm (Mechanical Surface Detection)
- Electronics: DAE4 Sn1354; Calibrated: 2023/11/17
- Phantom: Twin SAM V5.0; Type: QD000P40CD; Serial: TP:1470
- Measurement SW: DASY52, Version 52.10 (2); SEMCAD X Version 14.6.12 (7470)

Area Scan (9x12x1): Measurement grid: dx=10mm, dy=10mm
Maximum value of SAR (measured) = 0.0172 W/kg

Zoom Scan (7x7x7)/Cube 0: Measurement grid: dx=5mm, dy=5mm, dz=5mm
Reference Value = 1.970 V/m; Power Drift = 0.02 dB
Peak SAR (extrapolated) = 0.0240 W/kg
SAR(1 g) = 0.014 W/kg; SAR(10 g) = 0.00791 W/kg
Maximum value of SAR (measured) = 0.0161 W/kg

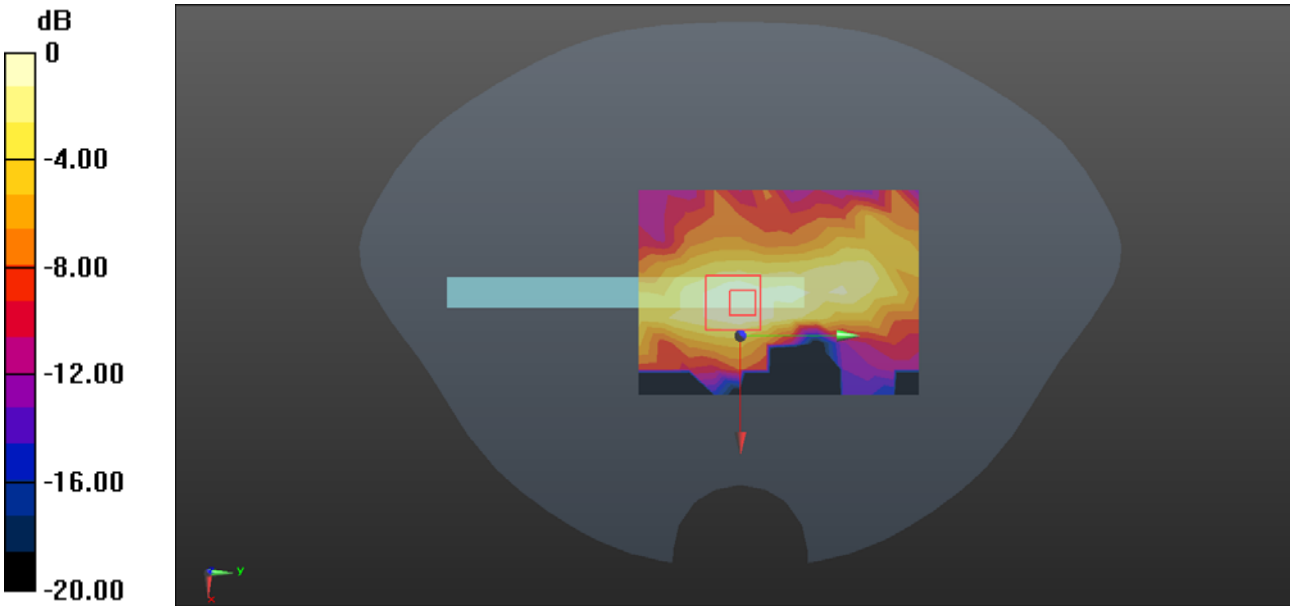

0 dB = 0.0161 W/kg = -17.93 dBW/kg

Test Plot 172#:LTE Band 41_50%RB_Mid_Body Left

DUT: Mobile Phone; Type: X6850; Serial: 2CIN-1

Communication System: Generic TDD-LTE; Frequency: 2593 MHz;Duty Cycle: 1:1.58
Medium parameters used (interpolated): f = 2593 MHz; σ = 1.961 S/m; ε_r = 38.468; ρ = 1000 kg/m^3
Phantom section: Flat Section

DASY5 Configuration:

- Probe: EX3DV4 - SN7522; ConvF(7.23, 7.23, 7.23) @ 2593 MHz; Calibrated: 2023/5/29
- Sensor-Surface: 1.4mm (Mechanical Surface Detection)
- Electronics: DAE4 Sn1354; Calibrated: 2023/11/17
- Phantom: Twin SAM V5.0; Type: QD000P40CD; Serial: TP:1470
- Measurement SW: DASY52, Version 52.10 (2); SEMCAD X Version 14.6.12 (7470)

Area Scan (9x12x1): Measurement grid: dx=10mm, dy=10mm
Maximum value of SAR (measured) = 0.0110 W/kg

Zoom Scan (7x7x7)/Cube 0: Measurement grid: dx=5mm, dy=5mm, dz=5mm
Reference Value = 1.786 V/m; Power Drift = 0.05 dB
Peak SAR (extrapolated) = 0.0190 W/kg
SAR(1 g) = 0.010 W/kg; SAR(10 g) = 0.00543 W/kg
Maximum value of SAR (measured) = 0.0115 W/kg

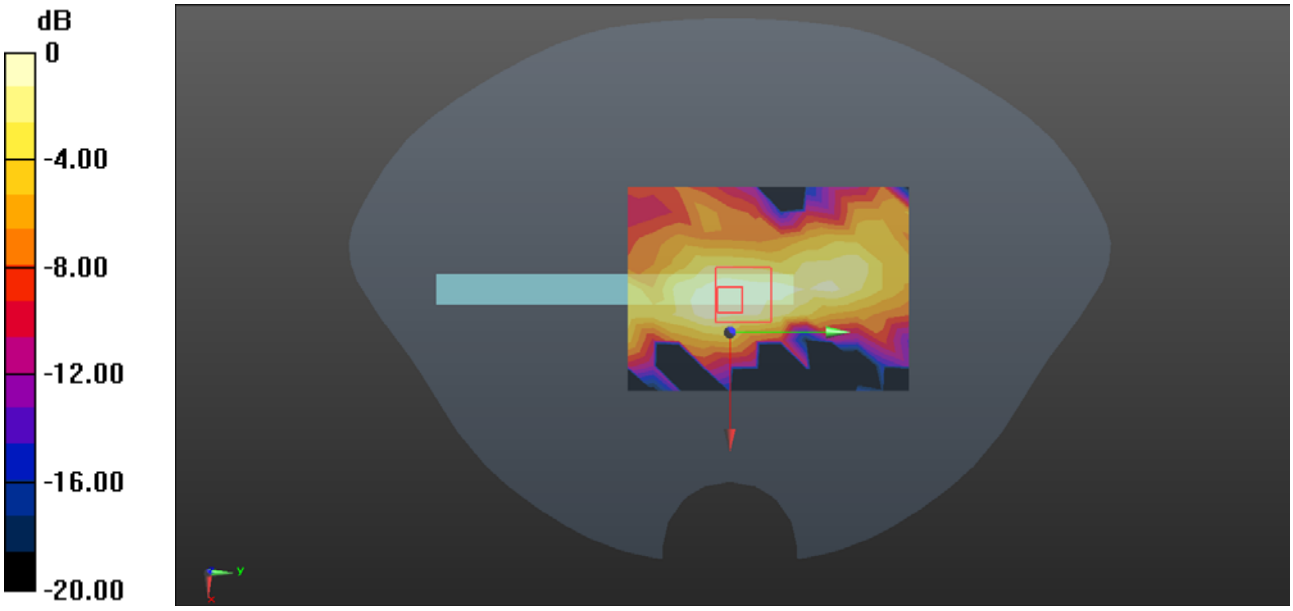

0 dB = 0.0115 W/kg = -19.39 dBW/kg

Test Plot 173#:LTE Band 41_1RB_Mid_Body Top

DUT: Mobile Phone; Type: X6850; Serial: 2CIN-1

Communication System: Generic TDD-LTE; Frequency: 2593 MHz;Duty Cycle: 1:1.58
Medium parameters used (interpolated): f = 2593 MHz; σ = 1.961 S/m; ε_r = 38.468; ρ = 1000 kg/m^3
Phantom section: Flat Section

DASY5 Configuration:

- Probe: EX3DV4 - SN7522; ConvF(7.23, 7.23, 7.23) @ 2593 MHz; Calibrated: 2023/5/29
- Sensor-Surface: 1.4mm (Mechanical Surface Detection)
- Electronics: DAE4 Sn1354; Calibrated: 2023/11/17
- Phantom: Twin SAM V5.0; Type: QD000P40CD; Serial: TP:1470
- Measurement SW: DASY52, Version 52.10 (2); SEMCAD X Version 14.6.12 (7470)

Area Scan (9x13x1): Measurement grid: dx=10mm, dy=10mm
Maximum value of SAR (measured) = 0.0728 W/kg

Zoom Scan (7x7x7)/Cube 0: Measurement grid: dx=5mm, dy=5mm, dz=5mm
Reference Value = 6.154 V/m; Power Drift = -0.03 dB
Peak SAR (extrapolated) = 0.136 W/kg
SAR(1 g) = 0.069 W/kg; SAR(10 g) = 0.033 W/kg
Maximum value of SAR (measured) = 0.0795 W/kg

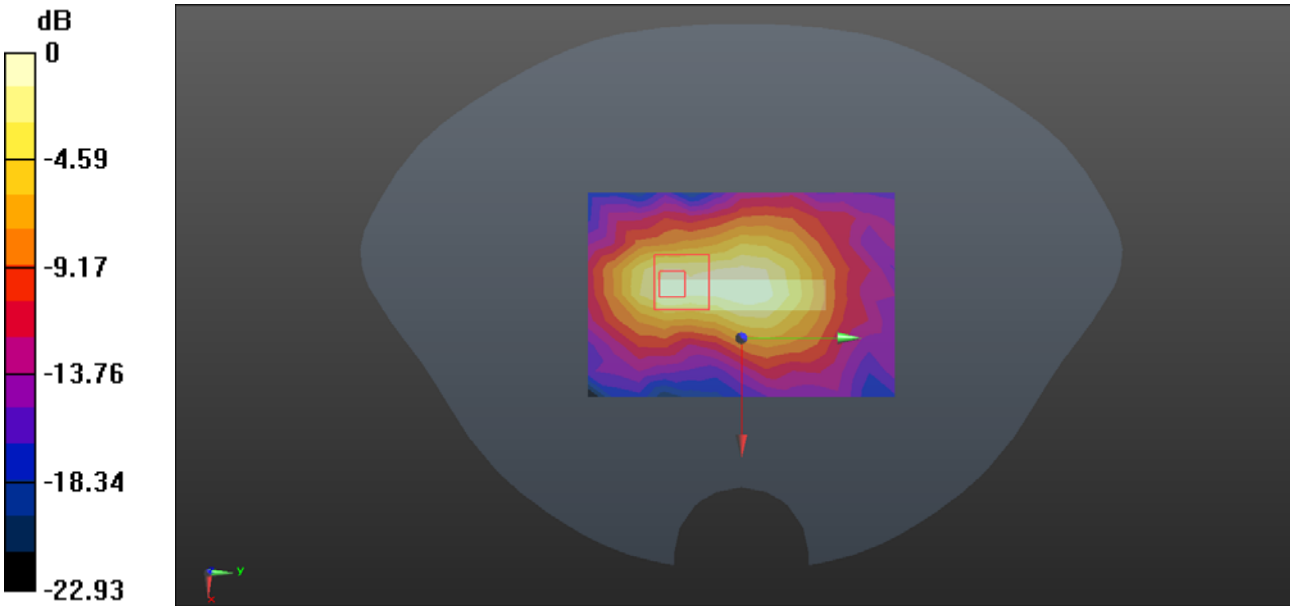

0 dB = 0.0795 W/kg = -11.00 dBW/kg

Test Plot 174#:LTE Band 41_50%RB_Mid_Body Top

DUT: Mobile Phone; Type: X6850; Serial: 2CIN-1

Communication System: Generic TDD-LTE; Frequency: 2593 MHz;Duty Cycle: 1:1.58
Medium parameters used (interpolated): f = 2593 MHz; σ = 1.961 S/m; ε_r = 38.468; ρ = 1000 kg/m^3
Phantom section: Flat Section

DASY5 Configuration:

- Probe: EX3DV4 - SN7522; ConvF(7.23, 7.23, 7.23) @ 2593 MHz; Calibrated: 2023/5/29
- Sensor-Surface: 1.4mm (Mechanical Surface Detection)
- Electronics: DAE4 Sn1354; Calibrated: 2023/11/17
- Phantom: Twin SAM V5.0; Type: QD000P40CD; Serial: TP:1470
- Measurement SW: DASY52, Version 52.10 (2); SEMCAD X Version 14.6.12 (7470)

Area Scan (9x13x1): Measurement grid: dx=10mm, dy=10mm
Maximum value of SAR (measured) = 0.0551 W/kg

Zoom Scan (7x7x7)/Cube 0: Measurement grid: dx=5mm, dy=5mm, dz=5mm
Reference Value = 5.186 V/m; Power Drift = 0.17 dB
Peak SAR (extrapolated) = 0.0970 W/kg
SAR(1 g) = 0.053 W/kg; SAR(10 g) = 0.024 W/kg
Maximum value of SAR (measured) = 0.0591 W/kg



0 dB = 0.0591 W/kg = -12.28 dBW/kg

Test Plot 175#:LTE Band 66_1RB_Mid_Head Left Cheek

DUT: Mobile Phone; Type: X6850; Serial: 2CIN-1

Communication System: Generic FDD-LTE; Frequency: 1745 MHz;Duty Cycle: 1:1
Medium parameters used (interpolated): f = 1745 MHz; σ = 1.356 S/m; ε_r = 39.141; ρ = 1000 kg/m^3
Phantom section: Left Section

DASY5 Configuration:

- Probe: EX3DV4 - SN7522; ConvF(8.15, 8.15, 8.15) @ 1745 MHz; Calibrated: 2023/5/29
- Sensor-Surface: 1.4mm (Mechanical Surface Detection)
- Electronics: DAE4 Sn1354; Calibrated: 2023/11/17
- Phantom: Twin SAM V5.0; Type: QD000P40CD; Serial: TP:1470
- Measurement SW: DASY52, Version 52.10 (2); SEMCAD X Version 14.6.12 (7470)

Area Scan (8x10x1): Measurement grid: dx=15mm, dy=15mm
Maximum value of SAR (measured) = 0.399 W/kg

Zoom Scan (7x7x7)/Cube 0: Measurement grid: dx=5mm, dy=5mm, dz=5mm
Reference Value = 18.61 V/m; Power Drift = -0.09 dB
Peak SAR (extrapolated) = 0.492 W/kg
SAR(1 g) = 0.285 W/kg; SAR(10 g) = 0.169 W/kg
Maximum value of SAR (measured) = 0.409 W/kg

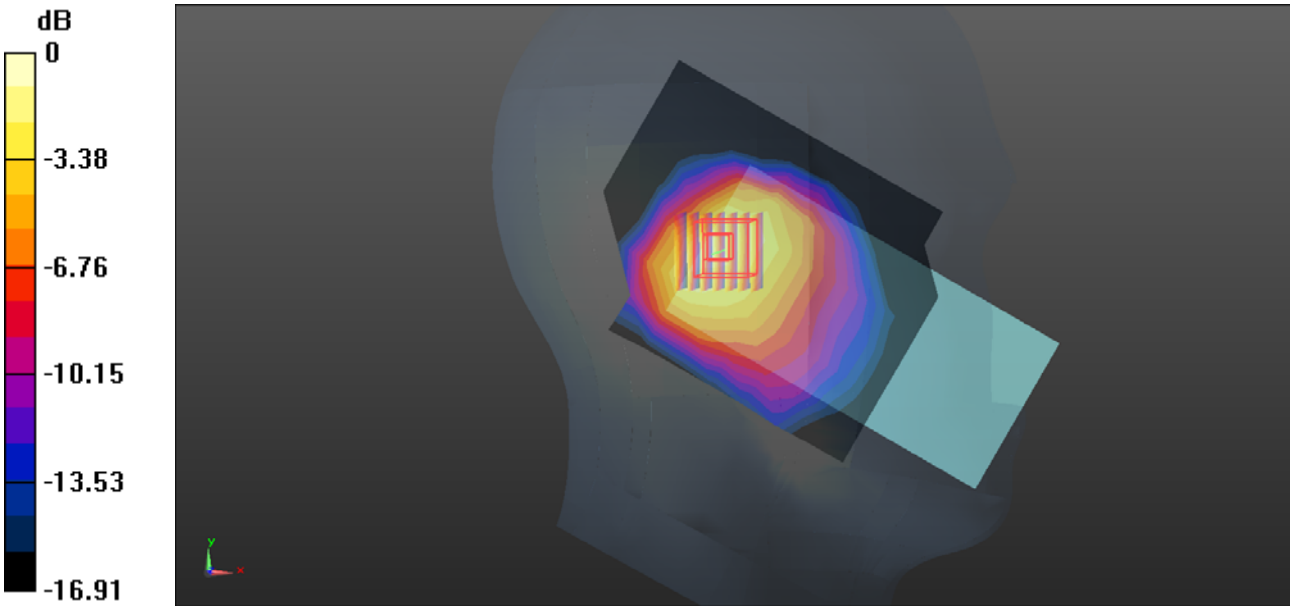

0 dB = 0.409 W/kg = -3.88 dBW/kg

Test Plot 176#:LTE Band 66_50%RB_Mid_Head Left Cheek

DUT: Mobile Phone; Type: X6850; Serial: 2CIN-1

Communication System: Generic FDD-LTE; Frequency: 1745 MHz;Duty Cycle: 1:1
Medium parameters used (interpolated): f = 1745 MHz; σ = 1.356 S/m; ε_r = 39.141; ρ = 1000 kg/m^3
Phantom section: Left Section

DASY5 Configuration:

- Probe: EX3DV4 - SN7522; ConvF(8.15, 8.15, 8.15) @ 1745 MHz; Calibrated: 2023/5/29
- Sensor-Surface: 1.4mm (Mechanical Surface Detection)
- Electronics: DAE4 Sn1354; Calibrated: 2023/11/17
- Phantom: Twin SAM V5.0; Type: QD000P40CD; Serial: TP:1470
- Measurement SW: DASY52, Version 52.10 (2); SEMCAD X Version 14.6.12 (7470)

Area Scan (8x10x1): Measurement grid: dx=15mm, dy=15mm
Maximum value of SAR (measured) = 0.318 W/kg

Zoom Scan (7x7x7)/Cube 0: Measurement grid: dx=5mm, dy=5mm, dz=5mm
Reference Value = 15.96 V/m; Power Drift = -0.07 dB
Peak SAR (extrapolated) = 0.392 W/kg
SAR(1 g) = 0.226 W/kg; SAR(10 g) = 0.133 W/kg
Maximum value of SAR (measured) = 0.326 W/kg

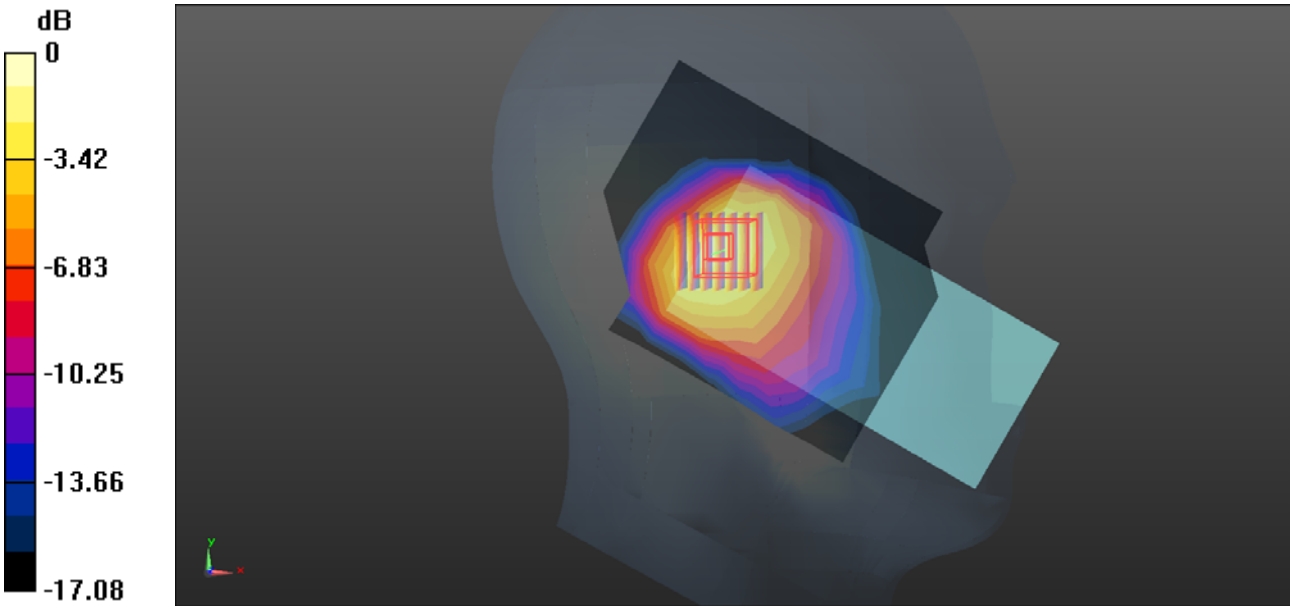

0 dB = 0.326 W/kg = -4.87 dBW/kg

Test Plot 177#:LTE Band 66_1RB_Mid_Head Left Tilt

DUT: Mobile Phone; Type: X6850; Serial: 2CIN-1

Communication System: Generic FDD-LTE; Frequency: 1745 MHz;Duty Cycle: 1:1
Medium parameters used (interpolated): f = 1745 MHz; σ = 1.356 S/m; ε_r = 39.141; ρ = 1000 kg/m^3
Phantom section: Left Section

DASY5 Configuration:

- Probe: EX3DV4 - SN7522; ConvF(8.15, 8.15, 8.15) @ 1745 MHz; Calibrated: 2023/5/29
- Sensor-Surface: 1.4mm (Mechanical Surface Detection)
- Electronics: DAE4 Sn1354; Calibrated: 2023/11/17
- Phantom: Twin SAM V5.0; Type: QD000P40CD; Serial: TP:1470
- Measurement SW: DASY52, Version 52.10 (2); SEMCAD X Version 14.6.12 (7470)

Area Scan (8x10x1): Measurement grid: dx=15mm, dy=15mm
Maximum value of SAR (measured) = 0.568 W/kg

Zoom Scan (7x7x7)/Cube 0: Measurement grid: dx=5mm, dy=5mm, dz=5mm
Reference Value = 21.44 V/m; Power Drift = -0.05 dB
Peak SAR (extrapolated) = 0.734 W/kg
SAR(1 g) = 0.404 W/kg; SAR(10 g) = 0.230 W/kg
Maximum value of SAR (measured) = 0.616 W/kg



0 dB = 0.616 W/kg = -2.10 dBW/kg

Test Plot 178#:LTE Band 66_50%RB_Mid_Head Left Tilt

DUT: Mobile Phone; Type: X6850; Serial: 2CIN-1

Communication System: Generic FDD-LTE; Frequency: 1745 MHz;Duty Cycle: 1:1
Medium parameters used (interpolated): f = 1745 MHz; σ = 1.356 S/m; ε_r = 39.141; ρ = 1000 kg/m^3
Phantom section: Left Section

DASY5 Configuration:

- Probe: EX3DV4 - SN7522; ConvF(8.15, 8.15, 8.15) @ 1745 MHz; Calibrated: 2023/5/29
- Sensor-Surface: 1.4mm (Mechanical Surface Detection)
- Electronics: DAE4 Sn1354; Calibrated: 2023/11/17
- Phantom: Twin SAM V5.0; Type: QD000P40CD; Serial: TP:1470
- Measurement SW: DASY52, Version 52.10 (2); SEMCAD X Version 14.6.12 (7470)

Area Scan (8x10x1): Measurement grid: dx=15mm, dy=15mm
Maximum value of SAR (measured) = 0.455 W/kg

Zoom Scan (7x7x7)/Cube 0: Measurement grid: dx=5mm, dy=5mm, dz=5mm
Reference Value = 19.30 V/m; Power Drift = -0.01 dB
Peak SAR (extrapolated) = 0.593 W/kg
SAR(1 g) = 0.325 W/kg; SAR(10 g) = 0.185 W/kg
Maximum value of SAR (measured) = 0.498 W/kg



0 dB = 0.498 W/kg = -3.03 dBW/kg

Test Plot 179#:LTE Band 66_1RB_Mid_Head Right Cheek

DUT: Mobile Phone; Type: X6850; Serial: 2CIN-1

Communication System: Generic FDD-LTE; Frequency: 1745 MHz;Duty Cycle: 1:1
Medium parameters used (interpolated): f = 1745 MHz; σ = 1.356 S/m; ε_r = 39.141; ρ = 1000 kg/m^3
Phantom section: Right Section

DASY5 Configuration:

- Probe: EX3DV4 - SN7522; ConvF(8.15, 8.15, 8.15) @ 1745 MHz; Calibrated: 2023/5/29
- Sensor-Surface: 1.4mm (Mechanical Surface Detection)
- Electronics: DAE4 Sn1354; Calibrated: 2023/11/17
- Phantom: Twin SAM V5.0; Type: QD000P40CD; Serial: TP:1470
- Measurement SW: DASY52, Version 52.10 (2); SEMCAD X Version 14.6.12 (7470)

Area Scan (8x10x1): Measurement grid: dx=15mm, dy=15mm
Maximum value of SAR (measured) = 0.477 W/kg

Zoom Scan (7x7x7)/Cube 0: Measurement grid: dx=5mm, dy=5mm, dz=5mm
Reference Value = 12.54 V/m; Power Drift = 0.00 dB
Peak SAR (extrapolated) = 0.697 W/kg
SAR(1 g) = 0.366 W/kg; SAR(10 g) = 0.201 W/kg
Maximum value of SAR (measured) = 0.567 W/kg

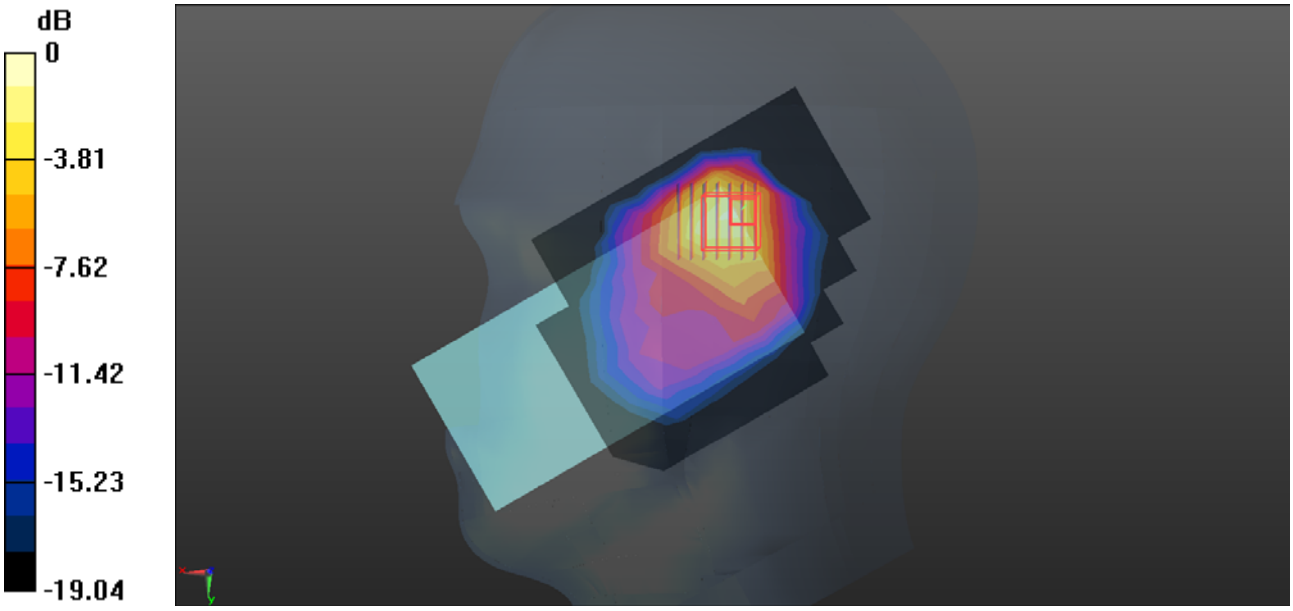

0 dB = 0.567 W/kg = -2.46 dBW/kg

Test Plot 180#:LTE Band 66_50%RB_Mid_Head Right Cheek

DUT: Mobile Phone; Type: X6850; Serial: 2CIN-1

Communication System: Generic FDD-LTE; Frequency: 1745 MHz;Duty Cycle: 1:1
Medium parameters used (interpolated): f = 1745 MHz; σ = 1.356 S/m; ε_r = 39.141; ρ = 1000 kg/m^3
Phantom section: Right Section

DASY5 Configuration:

- Probe: EX3DV4 - SN7522; ConvF(8.15, 8.15, 8.15) @ 1745 MHz; Calibrated: 2023/5/29
- Sensor-Surface: 1.4mm (Mechanical Surface Detection)
- Electronics: DAE4 Sn1354; Calibrated: 2023/11/17
- Phantom: Twin SAM V5.0; Type: QD000P40CD; Serial: TP:1470
- Measurement SW: DASY52, Version 52.10 (2); SEMCAD X Version 14.6.12 (7470)

Area Scan (8x10x1): Measurement grid: dx=15mm, dy=15mm
Maximum value of SAR (measured) = 0.396 W/kg

Zoom Scan (7x7x7)/Cube 0: Measurement grid: dx=5mm, dy=5mm, dz=5mm
Reference Value = 11.24 V/m; Power Drift = 0.04 dB
Peak SAR (extrapolated) = 0.593 W/kg
SAR(1 g) = 0.302 W/kg; SAR(10 g) = 0.162 W/kg
Maximum value of SAR (measured) = 0.493 W/kg

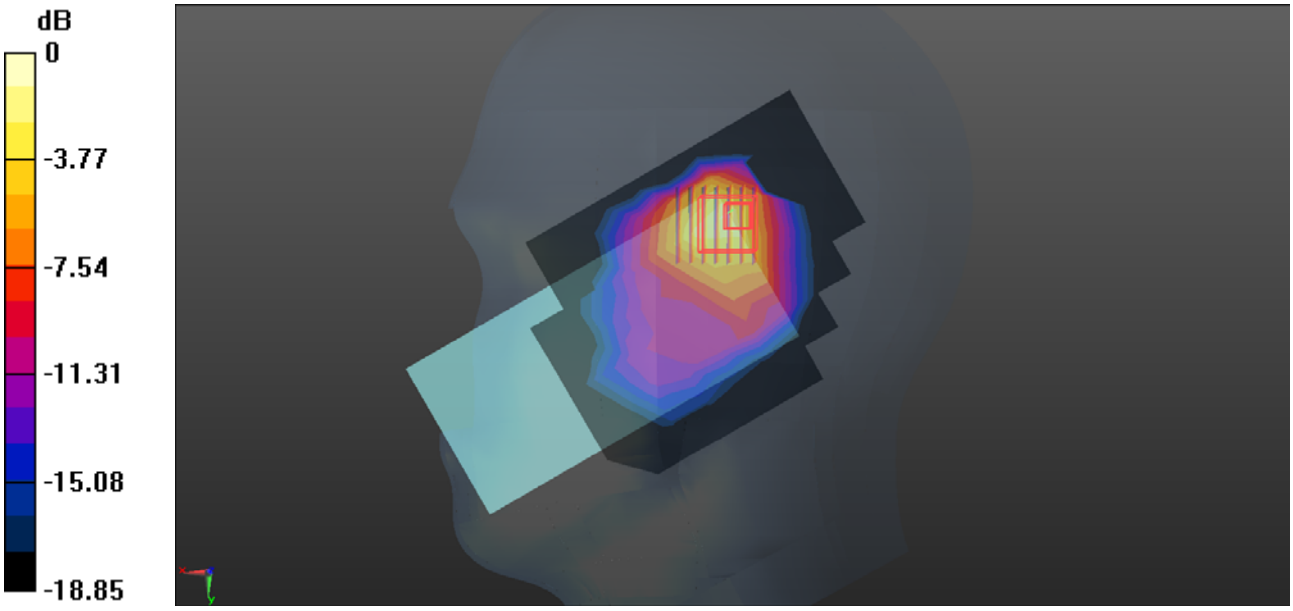

0 dB = 0.493 W/kg = -3.07 dBW/kg

Test Plot 181#:LTE Band 66_1RB_Mid_Head Right Tilt

DUT: Mobile Phone; Type: X6850; Serial: 2CIN-1

Communication System: Generic FDD-LTE; Frequency: 1745 MHz;Duty Cycle: 1:1
Medium parameters used (interpolated): f = 1745 MHz; σ = 1.356 S/m; ε_r = 39.141; ρ = 1000 kg/m^3
Phantom section: Right Section

DASY5 Configuration:

- Probe: EX3DV4 - SN7522; ConvF(8.15, 8.15, 8.15) @ 1745 MHz; Calibrated: 2023/5/29
- Sensor-Surface: 1.4mm (Mechanical Surface Detection)
- Electronics: DAE4 Sn1354; Calibrated: 2023/11/17
- Phantom: Twin SAM V5.0; Type: QD000P40CD; Serial: TP:1470
- Measurement SW: DASY52, Version 52.10 (2); SEMCAD X Version 14.6.12 (7470)

Area Scan (8x10x1): Measurement grid: dx=15mm, dy=15mm
Maximum value of SAR (measured) = 0.374 W/kg

Zoom Scan (7x7x7)/Cube 0: Measurement grid: dx=5mm, dy=5mm, dz=5mm
Reference Value = 14.18 V/m; Power Drift = -0.17 dB
Peak SAR (extrapolated) = 0.849 W/kg
SAR(1 g) = 0.418 W/kg; SAR(10 g) = 0.211 W/kg
Maximum value of SAR (measured) = 0.488 W/kg

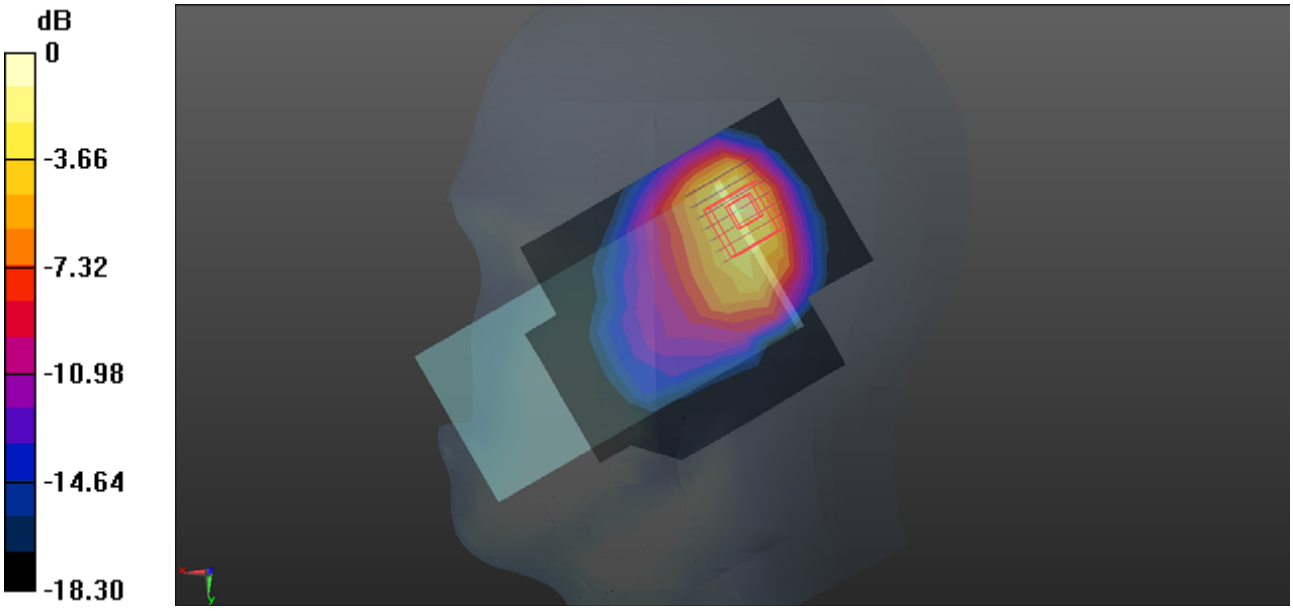

0 dB = 0.488 W/kg = -3.12 dBW/kg

Test Plot 182#:LTE Band 66_50%RB_Mid_Head Right Tilt

DUT: Mobile Phone; Type: X6850; Serial: 2CIN-1

Communication System: Generic FDD-LTE; Frequency: 1745 MHz;Duty Cycle: 1:1
Medium parameters used (interpolated): f = 1745 MHz; σ = 1.356 S/m; ε_r = 39.141; ρ = 1000 kg/m^3
Phantom section: Right Section

DASY5 Configuration:

- Probe: EX3DV4 - SN7522; ConvF(8.15, 8.15, 8.15) @ 1745 MHz; Calibrated: 2023/5/29
- Sensor-Surface: 1.4mm (Mechanical Surface Detection)
- Electronics: DAE4 Sn1354; Calibrated: 2023/11/17
- Phantom: Twin SAM V5.0; Type: QD000P40CD; Serial: TP:1470
- Measurement SW: DASY52, Version 52.10 (2); SEMCAD X Version 14.6.12 (7470)

Area Scan (8x10x1): Measurement grid: dx=15mm, dy=15mm
Maximum value of SAR (measured) = 0.522 W/kg

Zoom Scan (7x7x7)/Cube 0: Measurement grid: dx=5mm, dy=5mm, dz=5mm
Reference Value = 14.77 V/m; Power Drift = 0.00 dB
Peak SAR (extrapolated) = 0.670 W/kg
SAR(1 g) = 0.341 W/kg; SAR(10 g) = 0.166 W/kg
Maximum value of SAR (measured) = 0.567 W/kg



0 dB = 0.567 W/kg = -2.46 dBW/kg

Test Plot 183#:LTE Band 66_1RB_Mid_Body Front

DUT: Mobile Phone; Type: X6850; Serial: 2CIN-1

Communication System: Generic FDD-LTE; Frequency: 1745 MHz;Duty Cycle: 1:1
Medium parameters used (interpolated): f = 1745 MHz; σ = 1.356 S/m; ε_r = 39.141; ρ = 1000 kg/m^3
Phantom section: Flat Section

DASY5 Configuration:

- Probe: EX3DV4 - SN7522; ConvF(8.15, 8.15, 8.15) @ 1745 MHz; Calibrated: 2023/5/29
- Sensor-Surface: 1.4mm (Mechanical Surface Detection)
- Electronics: DAE4 Sn1354; Calibrated: 2023/11/17
- Phantom: Twin SAM V5.0; Type: QD000P40CD; Serial: TP:1470
- Measurement SW: DASY52, Version 52.10 (2); SEMCAD X Version 14.6.12 (7470)

Area Scan (8x10x1): Measurement grid: dx=15mm, dy=15mm
Maximum value of SAR (measured) = 0.115 W/kg

Zoom Scan (7x7x7)/Cube 0: Measurement grid: dx=5mm, dy=5mm, dz=5mm
Reference Value = 9.794 V/m; Power Drift = -0.04 dB
Peak SAR (extrapolated) = 0.134 W/kg
SAR(1 g) = 0.085 W/kg; SAR(10 g) = 0.052 W/kg
Maximum value of SAR (measured) = 0.116 W/kg

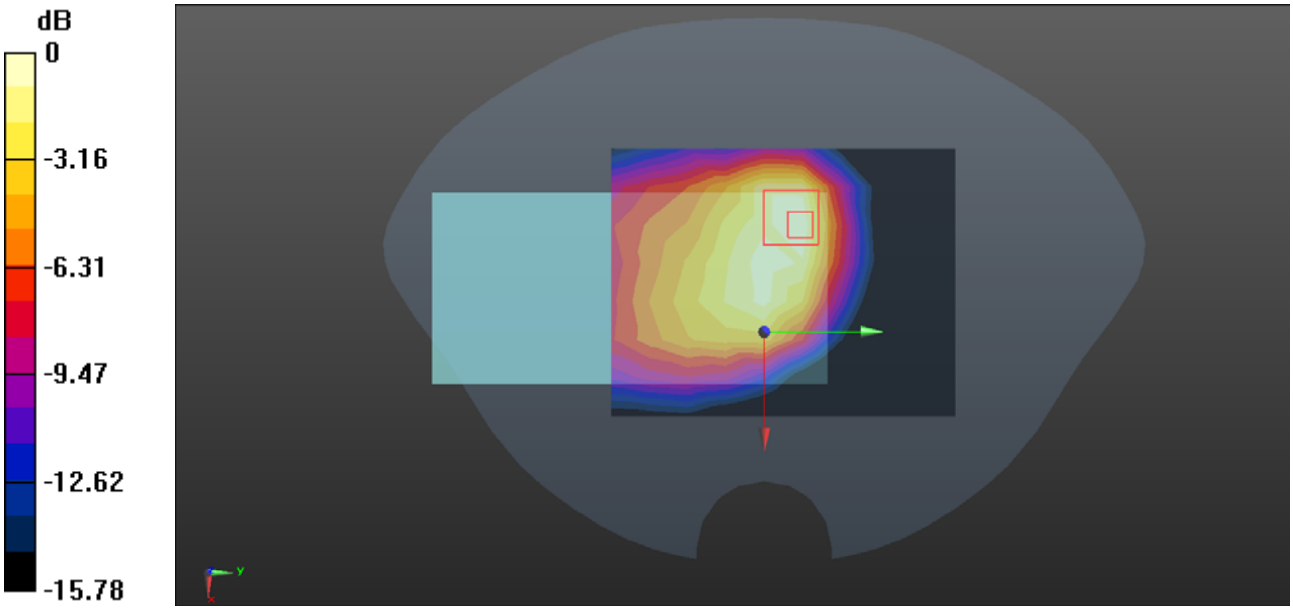

0 dB = 0.116 W/kg = -9.36 dBW/kg

Test Plot 184#:LTE Band 66_50%RB_Mid_Body Front

DUT: Mobile Phone; Type: X6850; Serial: 2CIN-1

Communication System: Generic FDD-LTE; Frequency: 1745 MHz;Duty Cycle: 1:1
Medium parameters used (interpolated): f = 1745 MHz; σ = 1.356 S/m; ε_r = 39.141; ρ = 1000 kg/m^3
Phantom section: Flat Section

DASY5 Configuration:

- Probe: EX3DV4 - SN7522; ConvF(8.15, 8.15, 8.15) @ 1745 MHz; Calibrated: 2023/5/29
- Sensor-Surface: 1.4mm (Mechanical Surface Detection)
- Electronics: DAE4 Sn1354; Calibrated: 2023/11/17
- Phantom: Twin SAM V5.0; Type: QD000P40CD; Serial: TP:1470
- Measurement SW: DASY52, Version 52.10 (2); SEMCAD X Version 14.6.12 (7470)

Area Scan (8x10x1): Measurement grid: dx=15mm, dy=15mm
Maximum value of SAR (measured) = 0.0931 W/kg

Zoom Scan (7x7x7)/Cube 0: Measurement grid: dx=5mm, dy=5mm, dz=5mm
Reference Value = 8.288 V/m; Power Drift = -0.05 dB
Peak SAR (extrapolated) = 0.109 W/kg
SAR(1 g) = 0.069 W/kg; SAR(10 g) = 0.042 W/kg
Maximum value of SAR (measured) = 0.0949 W/kg

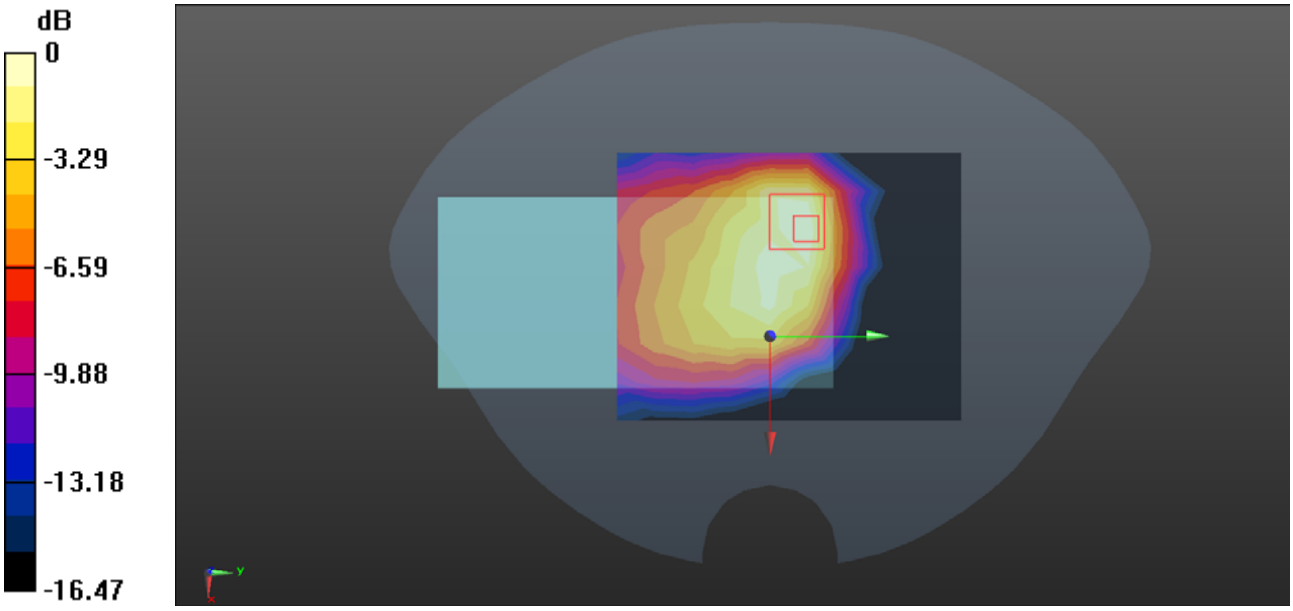

0 dB = 0.0949 W/kg = -10.23 dBW/kg

Test Plot 185#:LTE Band 66_1RB_Mid_Body Back

DUT: Mobile Phone; Type: X6850; Serial: 2CIN-1

Communication System: Generic FDD-LTE; Frequency: 1745 MHz;Duty Cycle: 1:1
Medium parameters used (interpolated): f = 1745 MHz; σ = 1.356 S/m; ε_r = 39.141; ρ = 1000 kg/m^3
Phantom section: Flat Section

DASY5 Configuration:

- Probe: EX3DV4 - SN7522; ConvF(8.15, 8.15, 8.15) @ 1745 MHz; Calibrated: 2023/5/29
- Sensor-Surface: 1.4mm (Mechanical Surface Detection)
- Electronics: DAE4 Sn1354; Calibrated: 2023/11/17
- Phantom: Twin SAM V5.0; Type: QD000P40CD; Serial: TP:1470
- Measurement SW: DASY52, Version 52.10 (2); SEMCAD X Version 14.6.12 (7470)

Area Scan (8x10x1): Measurement grid: dx=15mm, dy=15mm
Maximum value of SAR (measured) = 0.160 W/kg

Zoom Scan (7x7x7)/Cube 0: Measurement grid: dx=5mm, dy=5mm, dz=5mm
Reference Value = 10.86 V/m; Power Drift = -0.14 dB
Peak SAR (extrapolated) = 0.202 W/kg
SAR(1 g) = 0.125 W/kg; SAR(10 g) = 0.081 W/kg
Maximum value of SAR (measured) = 0.171 W/kg

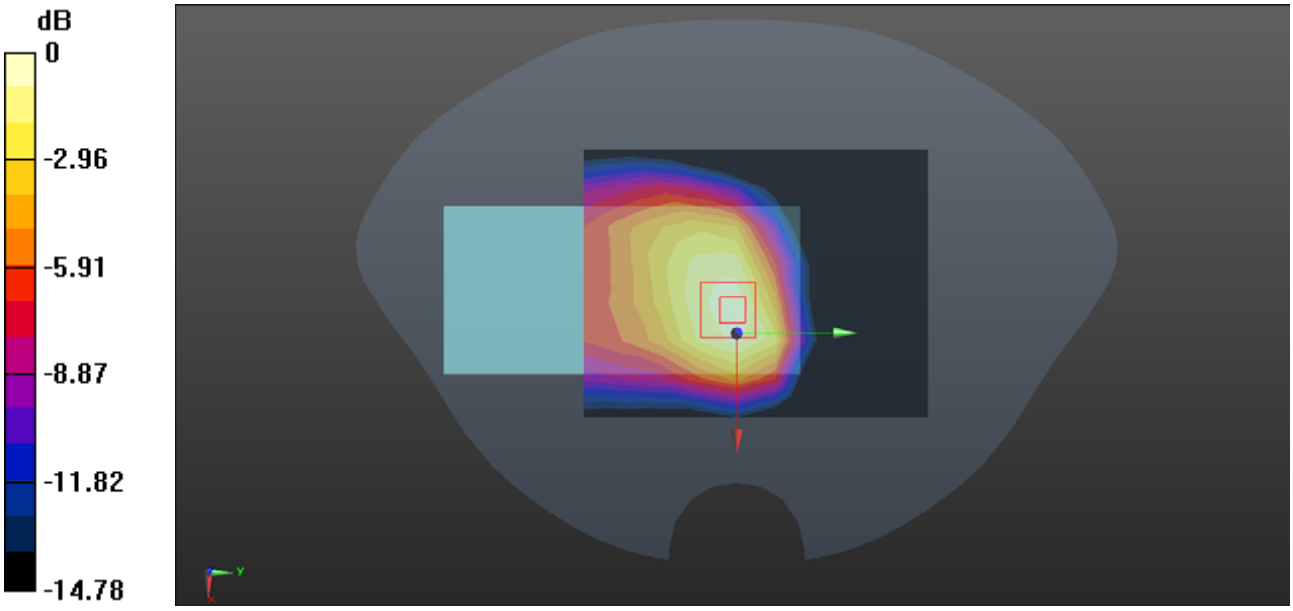

0 dB = 0.171 W/kg = -7.67 dBW/kg

Test Plot 186#:LTE Band 66_50%RB_Mid_Body Back

DUT: Mobile Phone; Type: X6850; Serial: 2CIN-1

Communication System: Generic FDD-LTE; Frequency: 1745 MHz;Duty Cycle: 1:1
Medium parameters used (interpolated): f = 1745 MHz; σ = 1.356 S/m; ε_r = 39.141; ρ = 1000 kg/m^3
Phantom section: Flat Section

DASY5 Configuration:

- Probe: EX3DV4 - SN7522; ConvF(8.15, 8.15, 8.15) @ 1745 MHz; Calibrated: 2023/5/29
- Sensor-Surface: 1.4mm (Mechanical Surface Detection)
- Electronics: DAE4 Sn1354; Calibrated: 2023/11/17
- Phantom: Twin SAM V5.0; Type: QD000P40CD; Serial: TP:1470
- Measurement SW: DASY52, Version 52.10 (2); SEMCAD X Version 14.6.12 (7470)

Area Scan (8x10x1): Measurement grid: dx=15mm, dy=15mm
Maximum value of SAR (measured) = 0.129 W/kg

Zoom Scan (7x7x7)/Cube 0: Measurement grid: dx=5mm, dy=5mm, dz=5mm
Reference Value = 9.843 V/m; Power Drift = -0.20 dB
Peak SAR (extrapolated) = 0.164 W/kg
SAR(1 g) = 0.100 W/kg; SAR(10 g) = 0.065 W/kg
Maximum value of SAR (measured) = 0.138 W/kg

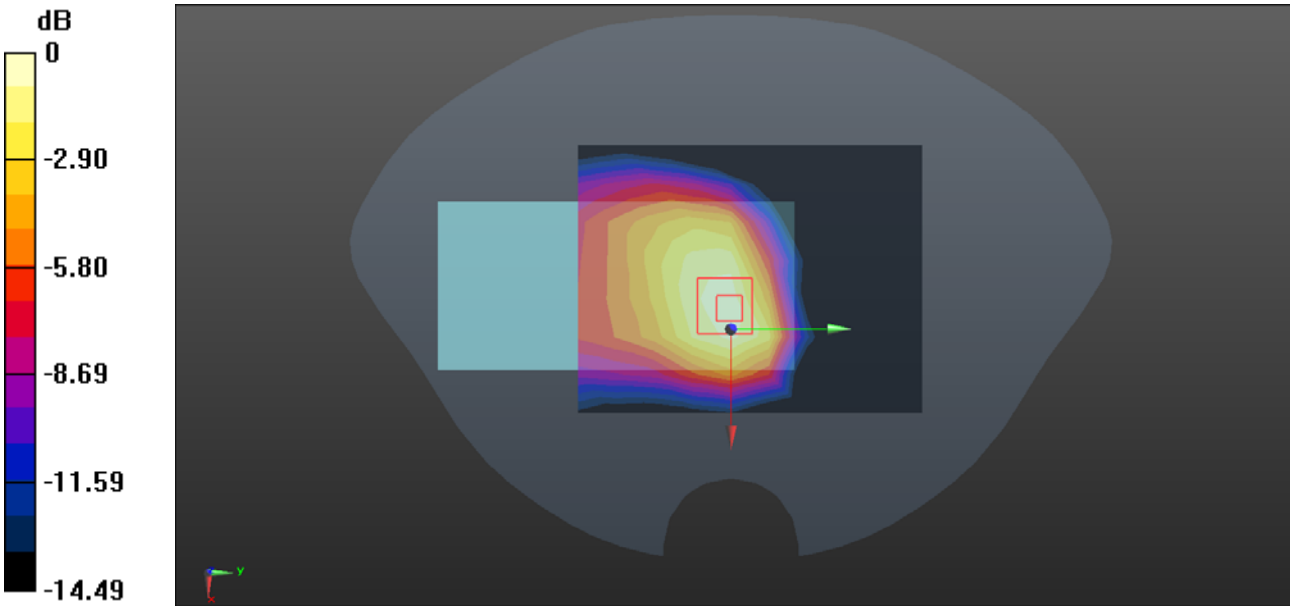

0 dB = 0.138 W/kg = -8.60 dBW/kg

Test Plot 187#:LTE Band 66_1RB_Mid_Body Left

DUT: Mobile Phone; Type: X6850; Serial: 2CIN-1

Communication System: Generic FDD-LTE; Frequency: 1745 MHz;Duty Cycle: 1:1
Medium parameters used (interpolated): f = 1745 MHz; σ = 1.356 S/m; ε_r = 39.141; ρ = 1000 kg/m^3
Phantom section: Flat Section

DASY5 Configuration:

- Probe: EX3DV4 - SN7522; ConvF(8.15, 8.15, 8.15) @ 1745 MHz; Calibrated: 2023/5/29
- Sensor-Surface: 1.4mm (Mechanical Surface Detection)
- Electronics: DAE4 Sn1354; Calibrated: 2023/11/17
- Phantom: Twin SAM V5.0; Type: QD000P40CD; Serial: TP:1470
- Measurement SW: DASY52, Version 52.10 (2); SEMCAD X Version 14.6.12 (7470)

Area Scan (8x10x1): Measurement grid: dx=15mm, dy=15mm
Maximum value of SAR (measured) = 0.0374 W/kg

Zoom Scan (7x7x7)/Cube 0: Measurement grid: dx=5mm, dy=5mm, dz=5mm
Reference Value = 3.897 V/m; Power Drift = -0.09 dB
Peak SAR (extrapolated) = 0.0480 W/kg
SAR(1 g) = 0.030 W/kg; SAR(10 g) = 0.019 W/kg
Maximum value of SAR (measured) = 0.0417 W/kg

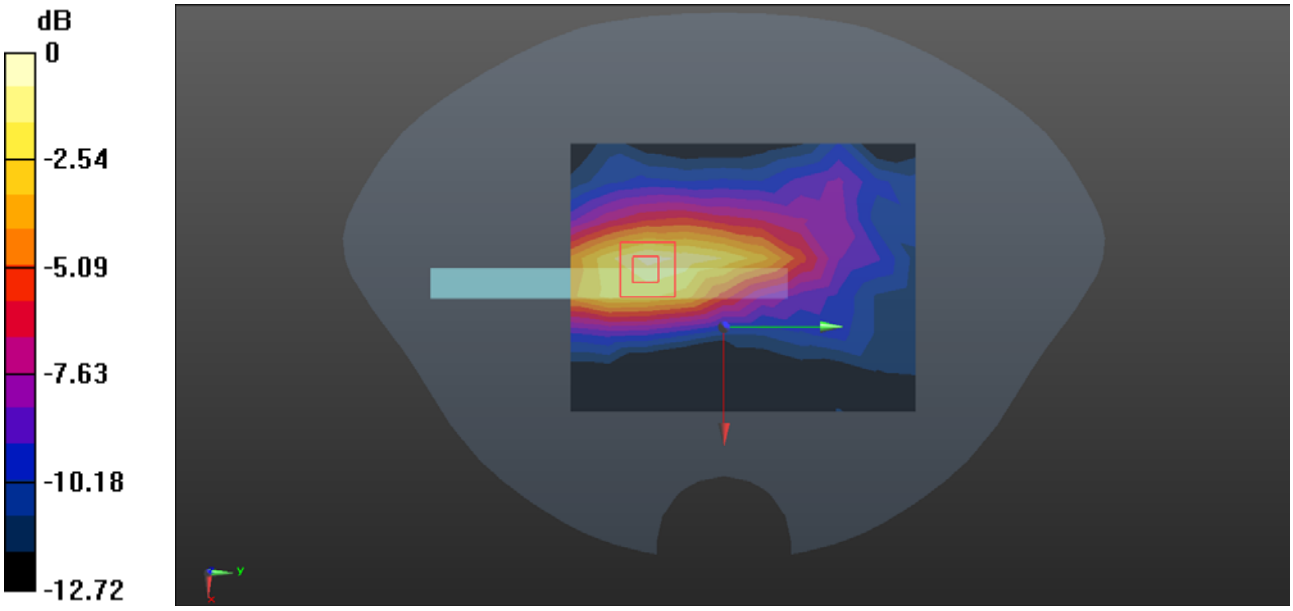

0 dB = 0.0417 W/kg = -13.80 dBW/kg

Test Plot 188#:LTE Band 66_50%RB_Mid_Body Left

DUT: Mobile Phone; Type: X6850; Serial: 2CIN-1

Communication System: Generic FDD-LTE; Frequency: 1745 MHz;Duty Cycle: 1:1
Medium parameters used (interpolated): f = 1745 MHz; σ = 1.356 S/m; ε_r = 39.141; ρ = 1000 kg/m^3
Phantom section: Flat Section

DASY5 Configuration:

- Probe: EX3DV4 - SN7522; ConvF(8.15, 8.15, 8.15) @ 1745 MHz; Calibrated: 2023/5/29
- Sensor-Surface: 1.4mm (Mechanical Surface Detection)
- Electronics: DAE4 Sn1354; Calibrated: 2023/11/17
- Phantom: Twin SAM V5.0; Type: QD000P40CD; Serial: TP:1470
- Measurement SW: DASY52, Version 52.10 (2); SEMCAD X Version 14.6.12 (7470)

Area Scan (8x10x1): Measurement grid: dx=15mm, dy=15mm
Maximum value of SAR (measured) = 0.0293 W/kg

Zoom Scan (7x7x7)/Cube 0: Measurement grid: dx=5mm, dy=5mm, dz=5mm
Reference Value = 3.467 V/m; Power Drift = 0.04 dB
Peak SAR (extrapolated) = 0.0430 W/kg
SAR(1 g) = 0.026 W/kg; SAR(10 g) = 0.016 W/kg
Maximum value of SAR (measured) = 0.0360 W/kg

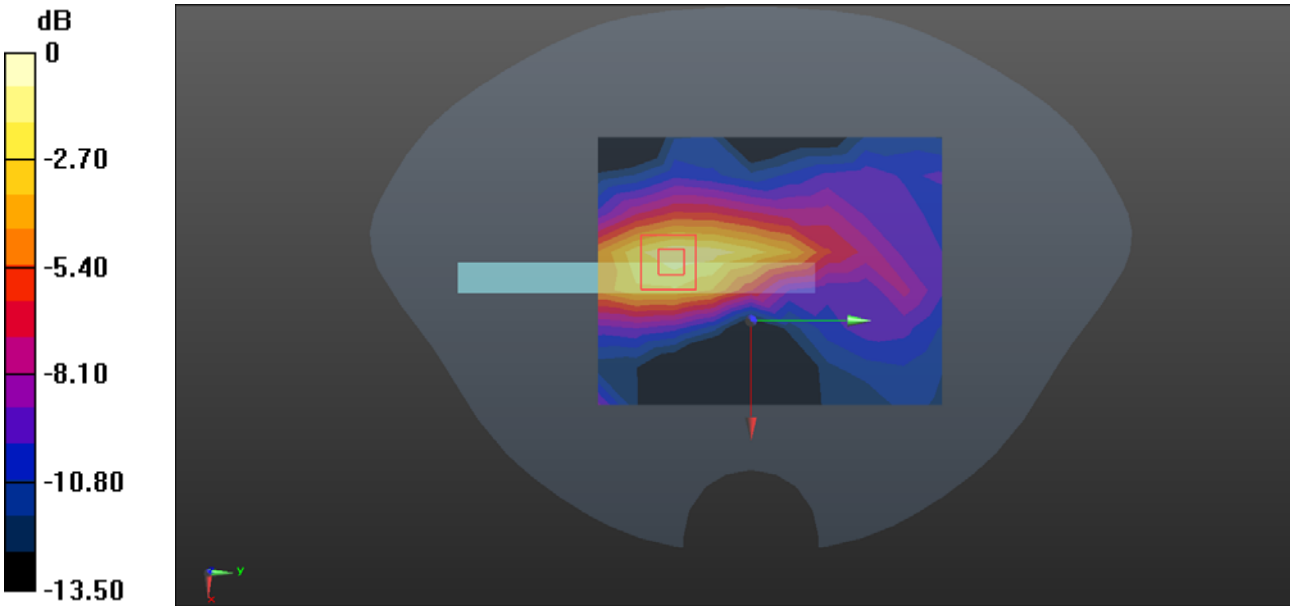

0 dB = 0.0360 W/kg = -14.44 dBW/kg

Test Plot 189#:LTE Band 66_1RB_Mid_Body Top

DUT: Mobile Phone; Type: X6850; Serial: 2CIN-1

Communication System: Generic FDD-LTE; Frequency: 1745 MHz;Duty Cycle: 1:1
Medium parameters used (interpolated): f = 1745 MHz; σ = 1.356 S/m; ε_r = 39.141; ρ = 1000 kg/m^3
Phantom section: Flat Section

DASY5 Configuration:

- Probe: EX3DV4 - SN7522; ConvF(8.15, 8.15, 8.15) @ 1745 MHz; Calibrated: 2023/5/29
- Sensor-Surface: 1.4mm (Mechanical Surface Detection)
- Electronics: DAE4 Sn1354; Calibrated: 2023/11/17
- Phantom: Twin SAM V5.0; Type: QD000P40CD; Serial: TP:1470
- Measurement SW: DASY52, Version 52.10 (2); SEMCAD X Version 14.6.12 (7470)

Area Scan (8x10x1): Measurement grid: dx=15mm, dy=15mm
Maximum value of SAR (measured) = 0.172 W/kg

Zoom Scan (7x7x7)/Cube 0: Measurement grid: dx=5mm, dy=5mm, dz=5mm
Reference Value = 9.328 V/m; Power Drift = 0.20 dB
Peak SAR (extrapolated) = 0.214 W/kg
SAR(1 g) = 0.130 W/kg; SAR(10 g) = 0.078 W/kg
Maximum value of SAR (measured) = 0.184 W/kg

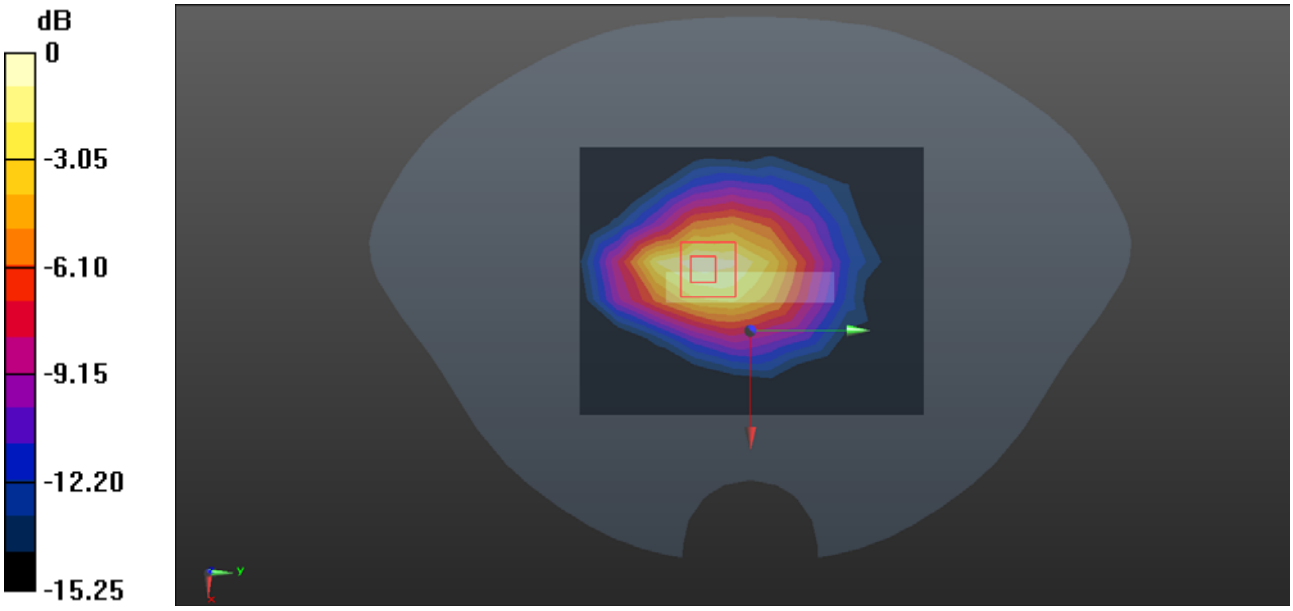

0 dB = 0.184 W/kg = -7.35 dBW/kg

Test Plot 190#:LTE Band 66_50%RB_Mid_Body Top

DUT: Mobile Phone; Type: X6850; Serial: 2CIN-1

Communication System: Generic FDD-LTE; Frequency: 1745 MHz;Duty Cycle: 1:1
Medium parameters used (interpolated): f = 1745 MHz; σ = 1.356 S/m; ε_r = 39.141; ρ = 1000 kg/m^3
Phantom section: Flat Section

DASY5 Configuration:

- Probe: EX3DV4 - SN7522; ConvF(8.15, 8.15, 8.15) @ 1745 MHz; Calibrated: 2023/5/29
- Sensor-Surface: 1.4mm (Mechanical Surface Detection)
- Electronics: DAE4 Sn1354; Calibrated: 2023/11/17
- Phantom: Twin SAM V5.0; Type: QD000P40CD; Serial: TP:1470
- Measurement SW: DASY52, Version 52.10 (2); SEMCAD X Version 14.6.12 (7470)

Area Scan (8x10x1): Measurement grid: dx=15mm, dy=15mm
Maximum value of SAR (measured) = 0.140 W/kg

Zoom Scan (7x7x7)/Cube 0: Measurement grid: dx=5mm, dy=5mm, dz=5mm
Reference Value = 8.507 V/m; Power Drift = 0.07 dB
Peak SAR (extrapolated) = 0.177 W/kg
SAR(1 g) = 0.107 W/kg; SAR(10 g) = 0.064 W/kg
Maximum value of SAR (measured) = 0.152 W/kg

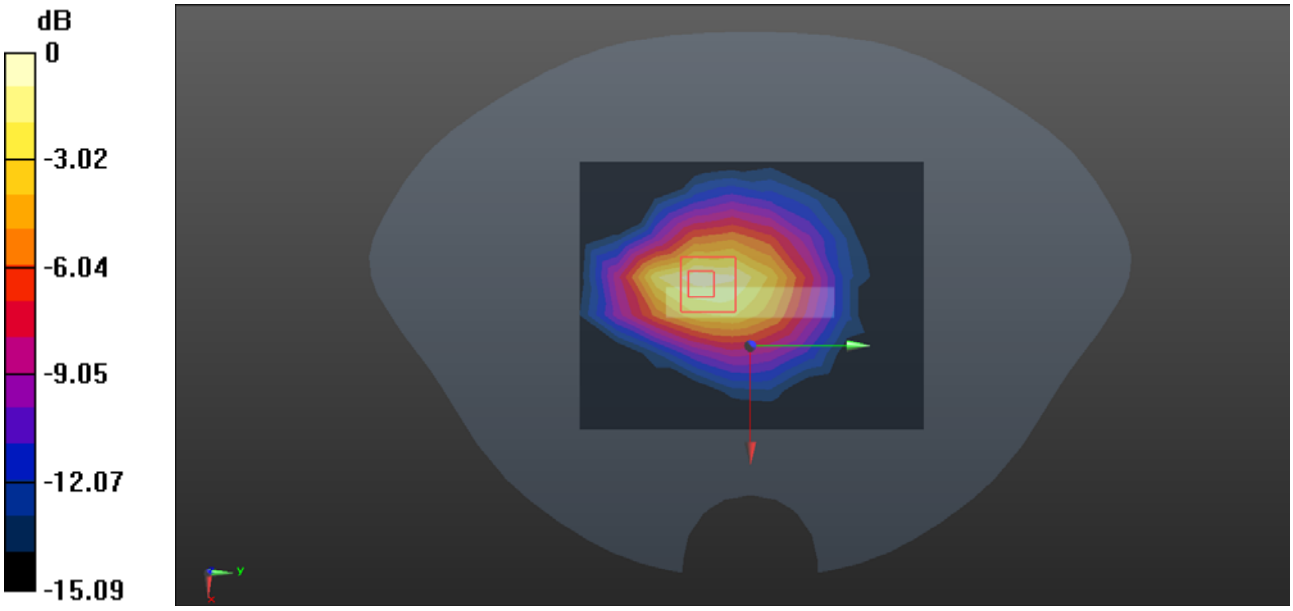

0 dB = 0.152 W/kg = -8.18 dBW/kg

Test Plot 191#:WLAN 2.4G_Mid_Head Left Cheek_Main ANT

DUT: Mobile Phone; Type: X6850; Serial: 2CIN-1

Communication System: 802.11 b; Frequency: 2442 MHz;Duty Cycle: 1:1
Medium parameters used (interpolated): f = 2442 MHz; σ = 1.879 S/m; ε_r = 40.701; ρ = 1000 kg/m^3
Phantom section: Left Section

DASY5 Configuration:

- Probe: EX3DV4 - SN7522; ConvF(7.42, 7.42, 7.42) @ 2442 MHz; Calibrated: 2023/5/29
- Sensor-Surface: 1.4mm (Mechanical Surface Detection)
- Electronics: DAE4 Sn1354; Calibrated: 2023/11/17
- Phantom: Twin SAM V5.0; Type: QD000P40CD; Serial: TP:1470
- Measurement SW: DASY52, Version 52.10 (2); SEMCAD X Version 14.6.12 (7470)

Area Scan (11x11x1): Measurement grid: dx=10mm, dy=10mm
Maximum value of SAR (measured) = 0.196 W/kg

Zoom Scan (7x7x7)/Cube 0: Measurement grid: dx=5mm, dy=5mm, dz=5mm
Reference Value = 4.964 V/m; Power Drift = 0.17 dB
Peak SAR (extrapolated) = 0.499 W/kg
SAR(1 g) = 0.189 W/kg; SAR(10 g) = 0.080 W/kg
Maximum value of SAR (measured) = 0.222 W/kg



0 dB = 0.222 W/kg = -6.54 dBW/kg

Test Plot 192#:WLAN 2.4G_Mid_Head Left Tilt_Main ANT

DUT: Mobile Phone; Type: X6850; Serial: 2CIN-1

Communication System: 802.11 b; Frequency: 2442 MHz;Duty Cycle: 1:1
Medium parameters used (interpolated): f = 2442 MHz; σ = 1.879 S/m; ε_r = 40.701; ρ = 1000 kg/m^3
Phantom section: Left Section

DASY5 Configuration:

- Probe: EX3DV4 - SN7522; ConvF(7.42, 7.42, 7.42) @ 2442 MHz; Calibrated: 2023/5/29
- Sensor-Surface: 1.4mm (Mechanical Surface Detection)
- Electronics: DAE4 Sn1354; Calibrated: 2023/11/17
- Phantom: Twin SAM V5.0; Type: QD000P40CD; Serial: TP:1470
- Measurement SW: DASY52, Version 52.10 (2); SEMCAD X Version 14.6.12 (7470)

Area Scan (11x11x1): Measurement grid: dx=10mm, dy=10mm
Maximum value of SAR (measured) = 0.190 W/kg

Zoom Scan (7x7x7)/Cube 0: Measurement grid: dx=5mm, dy=5mm, dz=5mm
Reference Value = 5.739 V/m; Power Drift = 0.12 dB
Peak SAR (extrapolated) = 0.555 W/kg
SAR(1 g) = 0.202 W/kg; SAR(10 g) = 0.078 W/kg
Maximum value of SAR (measured) = 0.242 W/kg



0 dB = 0.242 W/kg = -6.16 dBW/kg

Test Plot 193#:WLAN 2.4G_Mid_Head Right Cheek_Main ANT

DUT: Mobile Phone; Type: X6850; Serial: 2CIN-1

Communication System: 802.11 b; Frequency: 2442 MHz;Duty Cycle: 1:1
Medium parameters used (interpolated): f = 2442 MHz; σ = 1.879 S/m; ε_r = 40.701; ρ = 1000 kg/m^3
Phantom section: Right Section

DASY5 Configuration:

- Probe: EX3DV4 - SN7522; ConvF(7.42, 7.42, 7.42) @ 2442 MHz; Calibrated: 2023/5/29
- Sensor-Surface: 1.4mm (Mechanical Surface Detection)
- Electronics: DAE4 Sn1354; Calibrated: 2023/11/17
- Phantom: Twin SAM V5.0; Type: QD000P40CD; Serial: TP:1470
- Measurement SW: DASY52, Version 52.10 (2); SEMCAD X Version 14.6.12 (7470)

Area Scan (11x11x1): Measurement grid: dx=10mm, dy=10mm
Maximum value of SAR (measured) = 0.107 W/kg

Zoom Scan (7x7x7)/Cube 0: Measurement grid: dx=5mm, dy=5mm, dz=5mm
Reference Value = 5.974 V/m; Power Drift = 0.13 dB
Peak SAR (extrapolated) = 0.253 W/kg
SAR(1 g) = 0.108 W/kg; SAR(10 g) = 0.047 W/kg
Maximum value of SAR (measured) = 0.122 W/kg

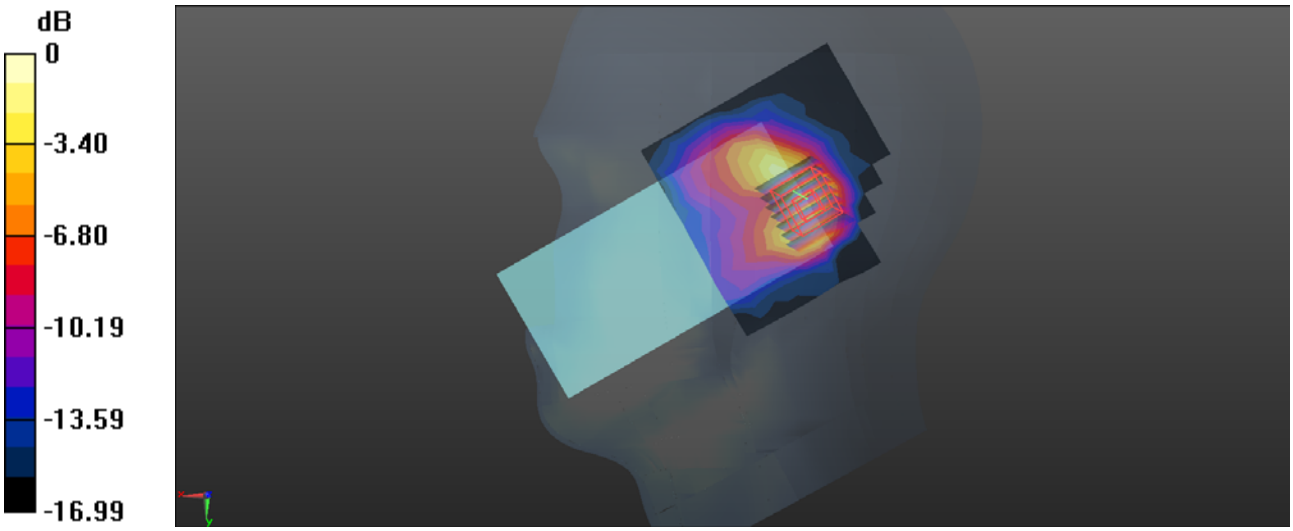

0 dB = 0.122 W/kg = -9.14 dBW/kg

Test Plot 194#:WLAN 2.4G_Mid_Head Right Tilt_Main ANT

DUT: Mobile Phone; Type: X6850; Serial: 2CIN-1

Communication System: 802.11 b; Frequency: 2442 MHz;Duty Cycle: 1:1
Medium parameters used (interpolated): f = 2442 MHz; σ = 1.879 S/m; ε_r = 40.701; ρ = 1000 kg/m^3
Phantom section: Right Section

DASY5 Configuration:

- Probe: EX3DV4 - SN7522; ConvF(7.42, 7.42, 7.42) @ 2442 MHz; Calibrated: 2023/5/29
- Sensor-Surface: 1.4mm (Mechanical Surface Detection)
- Electronics: DAE4 Sn1354; Calibrated: 2023/11/17
- Phantom: Twin SAM V5.0; Type: QD000P40CD; Serial: TP:1470
- Measurement SW: DASY52, Version 52.10 (2); SEMCAD X Version 14.6.12 (7470)

Area Scan (11x11x1): Measurement grid: dx=10mm, dy=10mm
Maximum value of SAR (measured) = 0.126 W/kg

Zoom Scan (7x7x7)/Cube 0: Measurement grid: dx=5mm, dy=5mm, dz=5mm
Reference Value = 7.050 V/m; Power Drift = -0.13 dB
Peak SAR (extrapolated) = 0.260 W/kg
SAR(1 g) = 0.112 W/kg; SAR(10 g) = 0.049 W/kg
Maximum value of SAR (measured) = 0.137 W/kg



0 dB = 0.137 W/kg = -8.63 dBW/kg

Test Plot 195#:WLAN 2.4G_Mid_Body Front_Main ANT

DUT: Mobile Phone; Type: X6850; Serial: 2CIN-1

Communication System: 802.11 b; Frequency: 2442 MHz;Duty Cycle: 1:1
Medium parameters used (interpolated): f = 2442 MHz; σ = 1.879 S/m; ε_r = 40.701; ρ = 1000 kg/m^3
Phantom section: Flat Section

DASY5 Configuration:

- Probe: EX3DV4 - SN7522; ConvF(7.42, 7.42, 7.42) @ 2442 MHz; Calibrated: 2023/5/29
- Sensor-Surface: 1.4mm (Mechanical Surface Detection)
- Electronics: DAE4 Sn1354; Calibrated: 2023/11/17
- Phantom: Twin SAM V5.0; Type: QD000P40CD; Serial: TP:1470
- Measurement SW: DASY52, Version 52.10 (2); SEMCAD X Version 14.6.12 (7470)

Area Scan (12x11x1): Measurement grid: dx=10mm, dy=10mm
Maximum value of SAR (measured) = 0.0429 W/kg

Zoom Scan (7x7x7)/Cube 0: Measurement grid: dx=5mm, dy=5mm, dz=5mm
Reference Value = 1.962 V/m; Power Drift = 0.12 dB
Peak SAR (extrapolated) = 0.0790 W/kg
SAR(1 g) = 0.039 W/kg; SAR(10 g) = 0.020 W/kg
Maximum value of SAR (measured) = 0.0460 W/kg

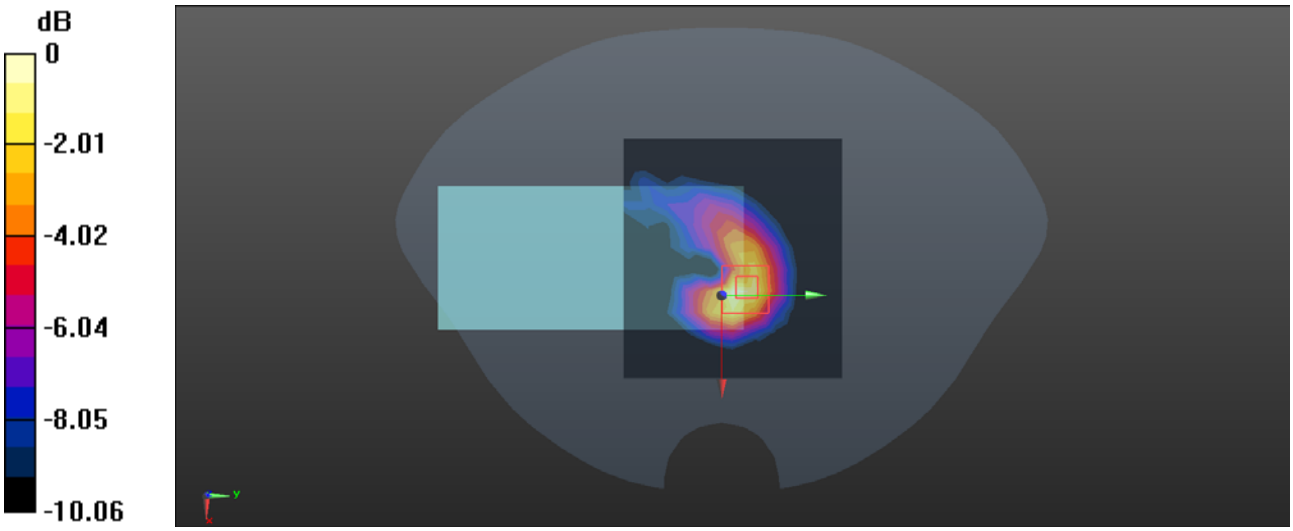

0 dB = 0.0460 W/kg = -13.37 dBW/kg

Test Plot 196#:WLAN 2.4G_Mid_Body Back_Main ANT

DUT: Mobile Phone; Type: X6850; Serial: 2CIN-1

Communication System: 802.11 b; Frequency: 2442 MHz;Duty Cycle: 1:1
Medium parameters used (interpolated): f = 2442 MHz; σ = 1.879 S/m; ε_r = 40.701; ρ = 1000 kg/m^3
Phantom section: Flat Section

DASY5 Configuration:

- Probe: EX3DV4 - SN7522; ConvF(7.42, 7.42, 7.42) @ 2442 MHz; Calibrated: 2023/5/29
- Sensor-Surface: 1.4mm (Mechanical Surface Detection)
- Electronics: DAE4 Sn1354; Calibrated: 2023/11/17
- Phantom: Twin SAM V5.0; Type: QD000P40CD; Serial: TP:1470
- Measurement SW: DASY52, Version 52.10 (2); SEMCAD X Version 14.6.12 (7470)

Area Scan (12x11x1): Measurement grid: dx=10mm, dy=10mm
Maximum value of SAR (measured) = 0.0522 W/kg

Zoom Scan (7x7x7)/Cube 0: Measurement grid: dx=5mm, dy=5mm, dz=5mm
Reference Value = 3.042 V/m; Power Drift = 0.11 dB
Peak SAR (extrapolated) = 0.0900 W/kg
SAR(1 g) = 0.048 W/kg; SAR(10 g) = 0.024 W/kg
Maximum value of SAR (measured) = 0.0535 W/kg

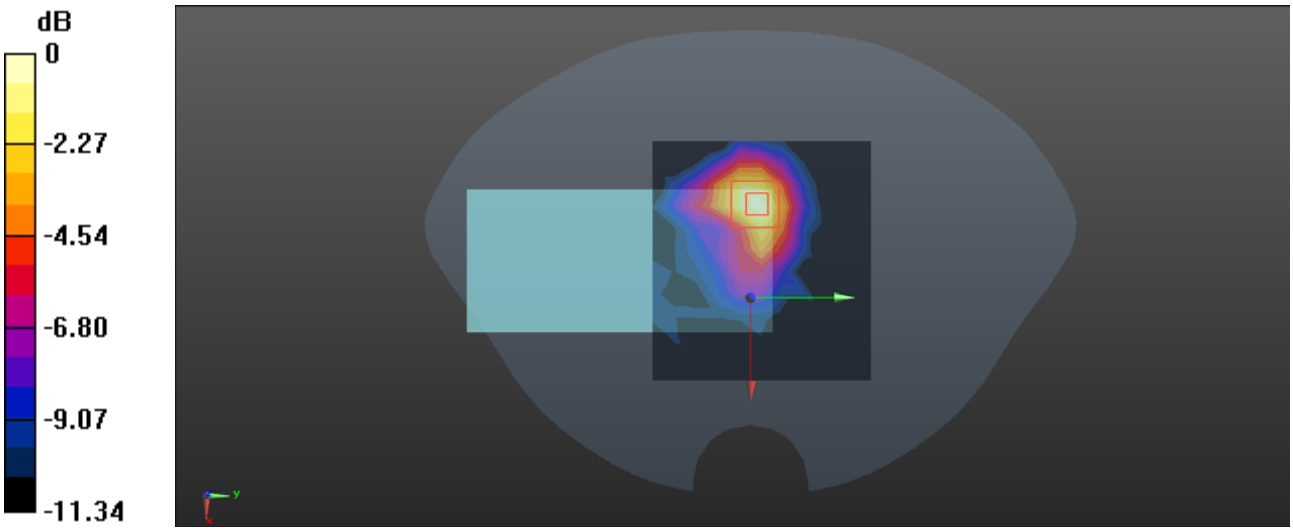

0 dB = 0.0535 W/kg = -12.72 dBW/kg

Test Plot 197#:WLAN 2.4G_Mid_Body Right_Main ANT

DUT: Mobile Phone; Type: X6850; Serial: 2CIN-1

Communication System: 802.11 b; Frequency: 2442 MHz;Duty Cycle: 1:1
Medium parameters used (interpolated): f = 2442 MHz; σ = 1.879 S/m; ε_r = 40.701; ρ = 1000 kg/m^3
Phantom section: Flat Section

DASY5 Configuration:

- Probe: EX3DV4 - SN7522; ConvF(7.42, 7.42, 7.42) @ 2442 MHz; Calibrated: 2023/5/29
- Sensor-Surface: 1.4mm (Mechanical Surface Detection)
- Electronics: DAE4 Sn1354; Calibrated: 2023/11/17
- Phantom: Twin SAM V5.0; Type: QD000P40CD; Serial: TP:1470
- Measurement SW: DASY52, Version 52.10 (2); SEMCAD X Version 14.6.12 (7470)

Area Scan (9x11x1): Measurement grid: dx=10mm, dy=10mm
Maximum value of SAR (measured) = 0.0128 W/kg

Zoom Scan (7x7x7)/Cube 0: Measurement grid: dx=5mm, dy=5mm, dz=5mm
Reference Value = 1.950 V/m; Power Drift = 0.19 dB
Peak SAR (extrapolated) = 0.0290 W/kg
SAR(1 g) = 0.015 W/kg; SAR(10 g) = 0.00785 W/kg
Maximum value of SAR (measured) = 0.0160 W/kg

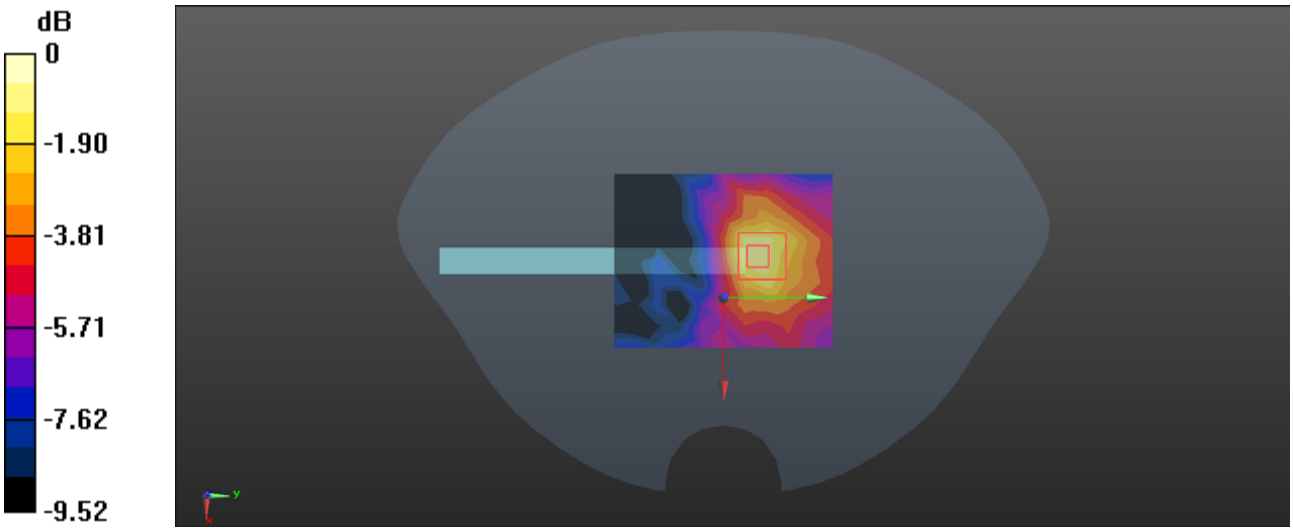

0 dB = 0.0160 W/kg = -17.96 dBW/kg

Test Plot 198#:WLAN 2.4G_Mid_Body Top_Main ANT

DUT: Mobile Phone; Type: X6850; Serial: 2CIN-1

Communication System: 802.11 b; Frequency: 2442 MHz;Duty Cycle: 1:1
Medium parameters used (interpolated): f = 2442 MHz; σ = 1.879 S/m; ε_r = 40.701; ρ = 1000 kg/m^3
Phantom section: Flat Section

DASY5 Configuration:

- Probe: EX3DV4 - SN7522; ConvF(7.42, 7.42, 7.42) @ 2442 MHz; Calibrated: 2023/5/29
- Sensor-Surface: 1.4mm (Mechanical Surface Detection)
- Electronics: DAE4 Sn1354; Calibrated: 2023/11/17
- Phantom: Twin SAM V5.0; Type: QD000P40CD; Serial: TP:1470
- Measurement SW: DASY52, Version 52.10 (2); SEMCAD X Version 14.6.12 (7470)

Area Scan (9x12x1): Measurement grid: dx=10mm, dy=10mm
Maximum value of SAR (measured) = 0.0574 W/kg

Zoom Scan (7x7x7)/Cube 0: Measurement grid: dx=5mm, dy=5mm, dz=5mm
Reference Value = 5.764 V/m; Power Drift = -0.14 dB
Peak SAR (extrapolated) = 0.118 W/kg
SAR(1 g) = 0.054 W/kg; SAR(10 g) = 0.026 W/kg
Maximum value of SAR (measured) = 0.0655 W/kg

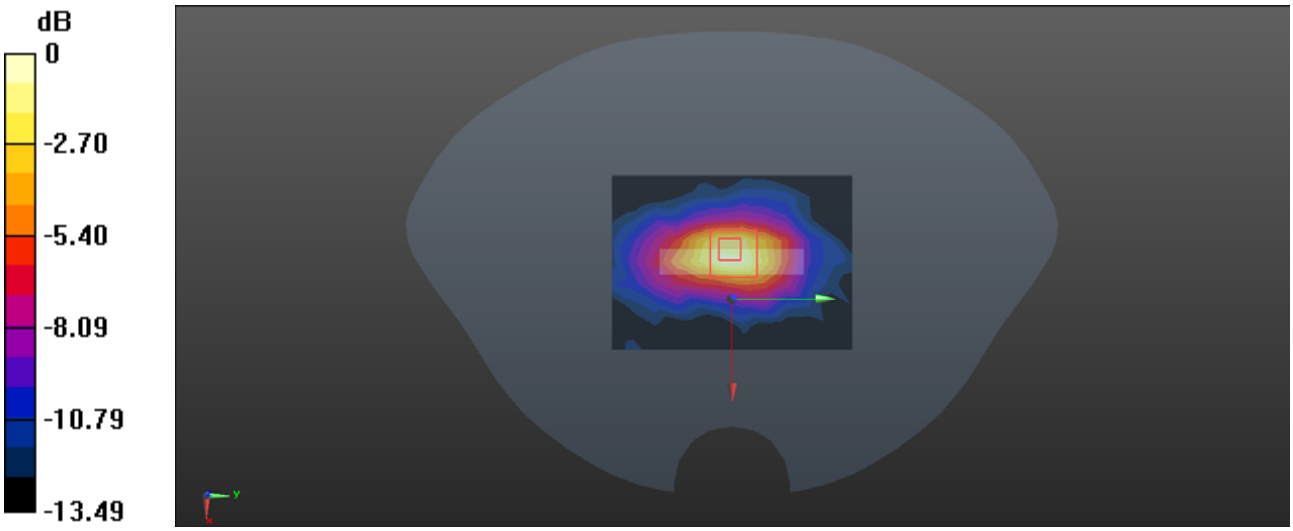

0 dB = 0.0655 W/kg = -11.84 dBW/kg

Test Plot 199#:WLAN 2.4G_Mid_Head Left Cheek_AUX ANT

DUT: Mobile Phone; Type: X6850; Serial: 2CIN-1

Communication System: 802.11 b; Frequency: 2442 MHz;Duty Cycle: 1:1
Medium parameters used (interpolated): f = 2442 MHz; σ = 1.879 S/m; ε_r = 40.701; ρ = 1000 kg/m^3
Phantom section: Left Section

DASY5 Configuration:

- Probe: EX3DV4 - SN7522; ConvF(7.42, 7.42, 7.42) @ 2442 MHz; Calibrated: 2023/5/29
- Sensor-Surface: 1.4mm (Mechanical Surface Detection)
- Electronics: DAE4 Sn1354; Calibrated: 2023/11/17
- Phantom: Twin SAM V5.0; Type: QD000P40CD; Serial: TP:1470
- Measurement SW: DASY52, Version 52.10 (2); SEMCAD X Version 14.6.12 (7470)

Area Scan (11x11x1): Measurement grid: dx=10mm, dy=10mm
Maximum value of SAR (measured) = 0.139 W/kg

Zoom Scan (7x7x7)/Cube 0: Measurement grid: dx=5mm, dy=5mm, dz=5mm
Reference Value = 2.039 V/m; Power Drift = 0.04 dB
Peak SAR (extrapolated) = 0.366 W/kg
SAR(1 g) = 0.144 W/kg; SAR(10 g) = 0.062 W/kg
Maximum value of SAR (measured) = 0.164 W/kg



0 dB = 0.164 W/kg = -7.85 dBW/kg

Test Plot 200#:WLAN 2.4G_Mid_Head Left Tilt_AUX ANT

DUT: Mobile Phone; Type: X6850; Serial: 2CIN-1

Communication System: 802.11 b; Frequency: 2442 MHz;Duty Cycle: 1:1
Medium parameters used (interpolated): f = 2442 MHz; σ = 1.879 S/m; ε_r = 40.701; ρ = 1000 kg/m^3
Phantom section: Left Section

DASY5 Configuration:

- Probe: EX3DV4 - SN7522; ConvF(7.42, 7.42, 7.42) @ 2442 MHz; Calibrated: 2023/5/29
- Sensor-Surface: 1.4mm (Mechanical Surface Detection)
- Electronics: DAE4 Sn1354; Calibrated: 2023/11/17
- Phantom: Twin SAM V5.0; Type: QD000P40CD; Serial: TP:1470
- Measurement SW: DASY52, Version 52.10 (2); SEMCAD X Version 14.6.12 (7470)

Area Scan (11x11x1): Measurement grid: dx=10mm, dy=10mm
Maximum value of SAR (measured) = 0.102 W/kg

Zoom Scan (7x7x7)/Cube 0: Measurement grid: dx=5mm, dy=5mm, dz=5mm
Reference Value = 2.797 V/m; Power Drift = -0.13 dB
Peak SAR (extrapolated) = 0.223 W/kg
SAR(1 g) = 0.102 W/kg; SAR(10 g) = 0.045 W/kg
Maximum value of SAR (measured) = 0.117 W/kg

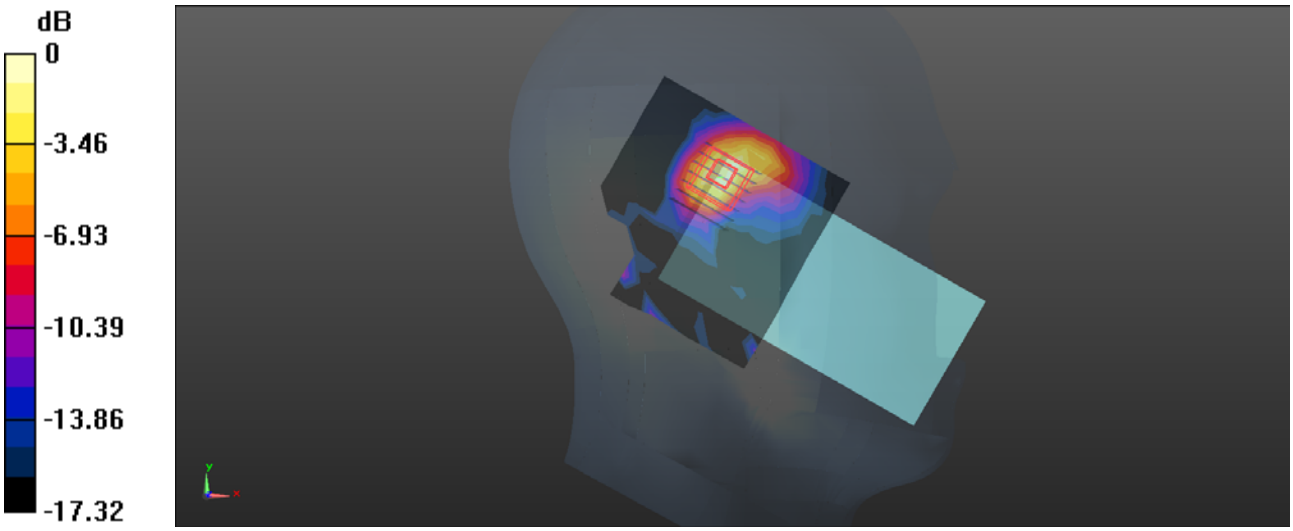

0 dB = 0.117 W/kg = -9.32 dBW/kg

Test Plot 201#:WLAN 2.4G_Mid_Head Right Cheek_AUX ANT

DUT: Mobile Phone; Type: X6850; Serial: 2CIN-1

Communication System: 802.11 b; Frequency: 2442 MHz;Duty Cycle: 1:1
Medium parameters used (interpolated): f = 2442 MHz; σ = 1.879 S/m; ε_r = 40.701; ρ = 1000 kg/m^3
Phantom section: Right Section

DASY5 Configuration:

- Probe: EX3DV4 - SN7522; ConvF(7.42, 7.42, 7.42) @ 2442 MHz; Calibrated: 2023/5/29
- Sensor-Surface: 1.4mm (Mechanical Surface Detection)
- Electronics: DAE4 Sn1354; Calibrated: 2023/11/17
- Phantom: Twin SAM V5.0; Type: QD000P40CD; Serial: TP:1470
- Measurement SW: DASY52, Version 52.10 (2); SEMCAD X Version 14.6.12 (7470)

Area Scan (11x11x1): Measurement grid: dx=10mm, dy=10mm
Maximum value of SAR (measured) = 0.0623 W/kg

Zoom Scan (7x7x7)/Cube 0: Measurement grid: dx=5mm, dy=5mm, dz=5mm
Reference Value = 3.078 V/m; Power Drift = -0.12 dB
Peak SAR (extrapolated) = 0.0910 W/kg
SAR(1 g) = 0.054 W/kg; SAR(10 g) = 0.023 W/kg
Maximum value of SAR (measured) = 0.0631 W/kg

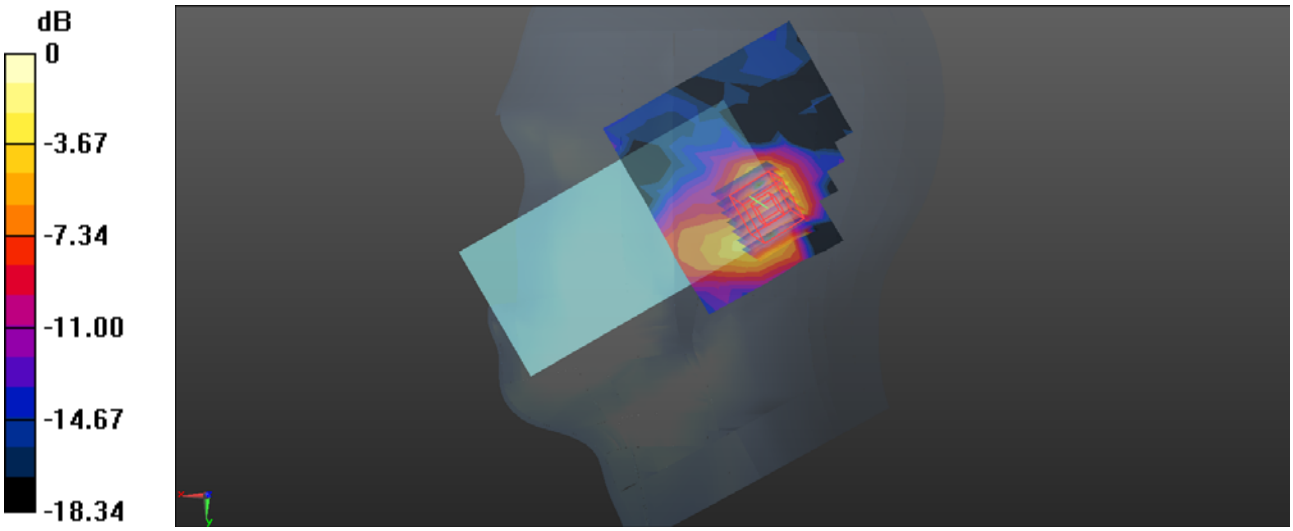

0 dB = 0.0631 W/kg = -12.00 dBW/kg

Test Plot 202#:WLAN 2.4G_Mid_Head Right Tilt_AUX ANT

DUT: Mobile Phone; Type: X6850; Serial: 2CIN-1

Communication System: 802.11 b; Frequency: 2442 MHz;Duty Cycle: 1:1
Medium parameters used (interpolated): f = 2442 MHz; σ = 1.879 S/m; ε_r = 40.701; ρ = 1000 kg/m^3
Phantom section: Right Section

DASY5 Configuration:

- Probe: EX3DV4 - SN7522; ConvF(7.42, 7.42, 7.42) @ 2442 MHz; Calibrated: 2023/5/29
- Sensor-Surface: 1.4mm (Mechanical Surface Detection)
- Electronics: DAE4 Sn1354; Calibrated: 2023/11/17
- Phantom: Twin SAM V5.0; Type: QD000P40CD; Serial: TP:1470
- Measurement SW: DASY52, Version 52.10 (2); SEMCAD X Version 14.6.12 (7470)

Area Scan (11x11x1): Measurement grid: dx=10mm, dy=10mm
Maximum value of SAR (measured) = 0.0506 W/kg

Zoom Scan (7x7x7)/Cube 0: Measurement grid: dx=5mm, dy=5mm, dz=5mm
Reference Value = 2.610 V/m; Power Drift = 0.16 dB
Peak SAR (extrapolated) = 0.0840 W/kg
SAR(1 g) = 0.045 W/kg; SAR(10 g) = 0.023 W/kg
Maximum value of SAR (measured) = 0.0503 W/kg



0 dB = 0.0503 W/kg = -12.98 dBW/kg

Test Plot 203#:WLAN 2.4G_Mid_Body Front_AUX ANT

DUT: Mobile Phone; Type: X6850; Serial: 2CIN-1

Communication System: 802.11 b; Frequency: 2442 MHz;Duty Cycle: 1:1
Medium parameters used (interpolated): f = 2442 MHz; σ = 1.879 S/m; ε_r = 40.701; ρ = 1000 kg/m^3
Phantom section: Flat Section

DASY5 Configuration:

- Probe: EX3DV4 - SN7522; ConvF(7.42, 7.42, 7.42) @ 2442 MHz; Calibrated: 2023/5/29
- Sensor-Surface: 1.4mm (Mechanical Surface Detection)
- Electronics: DAE4 Sn1354; Calibrated: 2023/11/17
- Phantom: Twin SAM V5.0; Type: QD000P40CD; Serial: TP:1470
- Measurement SW: DASY52, Version 52.10 (2); SEMCAD X Version 14.6.12 (7470)

Area Scan (11x14x1): Measurement grid: dx=10mm, dy=10mm
Maximum value of SAR (measured) = 0.0640 W/kg

Zoom Scan (7x7x7)/Cube 0: Measurement grid: dx=5mm, dy=5mm, dz=5mm
Reference Value = 3.917 V/m; Power Drift = 0.12 dB
Peak SAR (extrapolated) = 0.0810 W/kg
SAR(1 g) = 0.052 W/kg; SAR(10 g) = 0.040 W/kg
Maximum value of SAR (measured) = 0.0567 W/kg

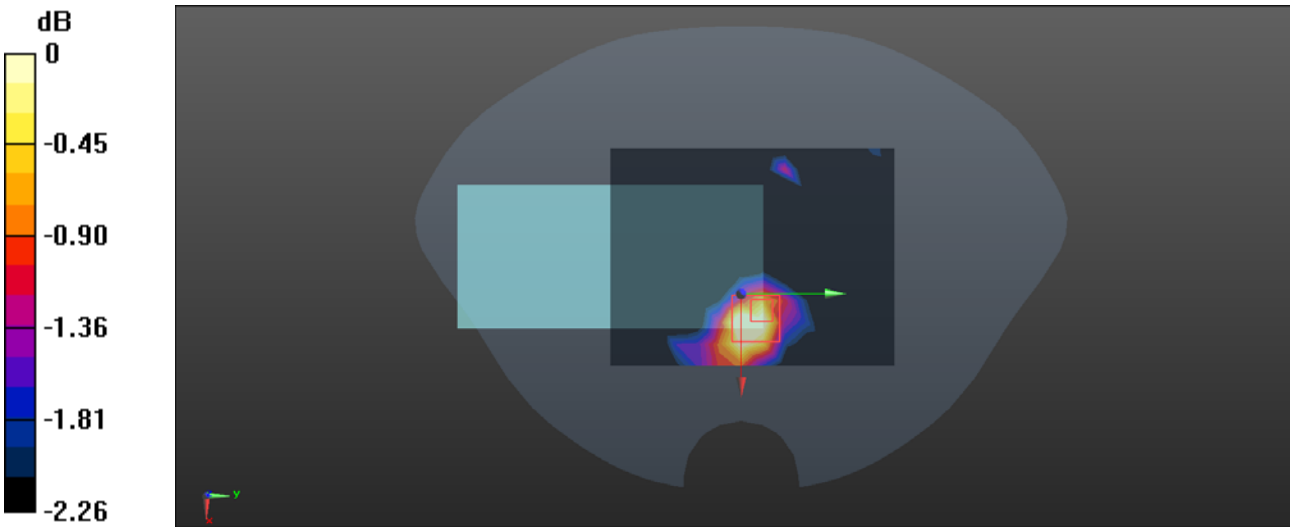

0 dB = 0.0567 W/kg = -12.46 dBW/kg

Test Plot 204#:WLAN 2.4G_Mid_Body Back_AUX ANT

DUT: Mobile Phone; Type: X6850; Serial: 2CIN-1

Communication System: 802.11 b; Frequency: 2442 MHz;Duty Cycle: 1:1
Medium parameters used (interpolated): f = 2442 MHz; σ = 1.879 S/m; ε_r = 40.701; ρ = 1000 kg/m^3
Phantom section: Flat Section

DASY5 Configuration:

- Probe: EX3DV4 - SN7522; ConvF(7.42, 7.42, 7.42) @ 2442 MHz; Calibrated: 2023/5/29
- Sensor-Surface: 1.4mm (Mechanical Surface Detection)
- Electronics: DAE4 Sn1354; Calibrated: 2023/11/17
- Phantom: Twin SAM V5.0; Type: QD000P40CD; Serial: TP:1470
- Measurement SW: DASY52, Version 52.10 (2); SEMCAD X Version 14.6.12 (7470)

Area Scan (11x14x1): Measurement grid: dx=10mm, dy=10mm
Maximum value of SAR (measured) = 0.0567 W/kg

Zoom Scan (7x7x7)/Cube 0: Measurement grid: dx=5mm, dy=5mm, dz=5mm
Reference Value = 2.833 V/m; Power Drift = -0.09 dB
Peak SAR (extrapolated) = 0.108 W/kg
SAR(1 g) = 0.053 W/kg; SAR(10 g) = 0.026 W/kg
Maximum value of SAR (measured) = 0.0583 W/kg

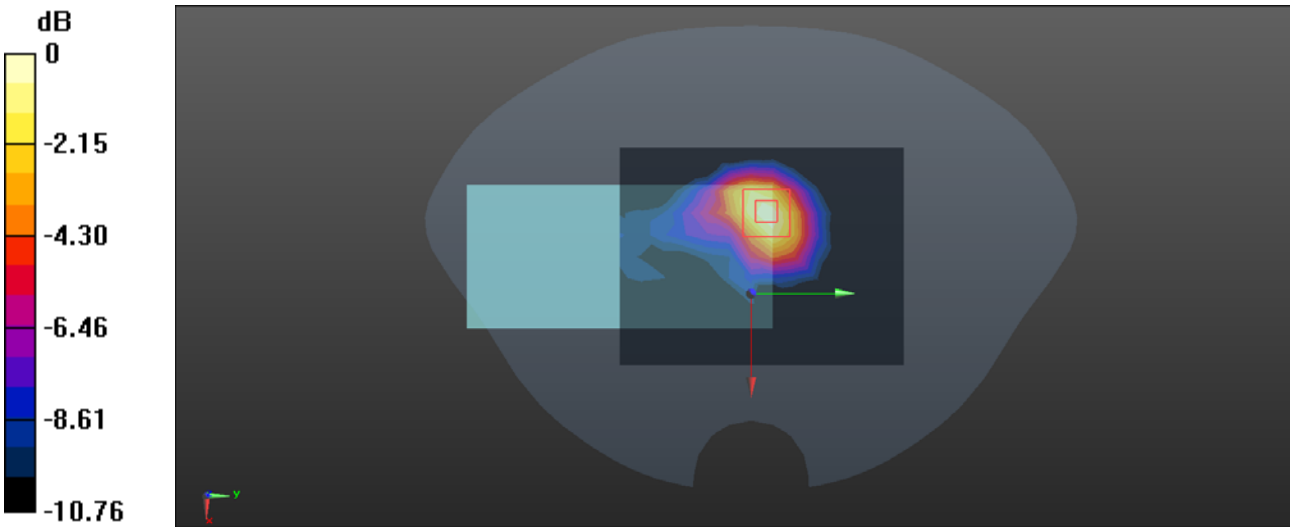

0 dB = 0.0583 W/kg = -12.34 dBW/kg

Test Plot 205#:WLAN 2.4G_Mid_Body Right_AUX ANT

DUT: Mobile Phone; Type: X6850; Serial: 2CIN-1

Communication System: 802.11 b; Frequency: 2442 MHz;Duty Cycle: 1:1
Medium parameters used (interpolated): f = 2442 MHz; σ = 1.879 S/m; ε_r = 40.701; ρ = 1000 kg/m^3
Phantom section: Flat Section

DASY5 Configuration:

- Probe: EX3DV4 - SN7522; ConvF(7.42, 7.42, 7.42) @ 2442 MHz; Calibrated: 2023/5/29
- Sensor-Surface: 1.4mm (Mechanical Surface Detection)
- Electronics: DAE4 Sn1354; Calibrated: 2023/11/17
- Phantom: Twin SAM V5.0; Type: QD000P40CD; Serial: TP:1470
- Measurement SW: DASY52, Version 52.10 (2); SEMCAD X Version 14.6.12 (7470)

Area Scan (9x12x1): Measurement grid: dx=10mm, dy=10mm
Maximum value of SAR (measured) = 0.0613 W/kg

Zoom Scan (7x7x7)/Cube 0: Measurement grid: dx=5mm, dy=5mm, dz=5mm
Reference Value = 5.630 V/m; Power Drift = 0.14 dB
Peak SAR (extrapolated) = 0.122 W/kg
SAR(1 g) = 0.057 W/kg; SAR(10 g) = 0.026 W/kg
Maximum value of SAR (measured) = 0.0653 W/kg

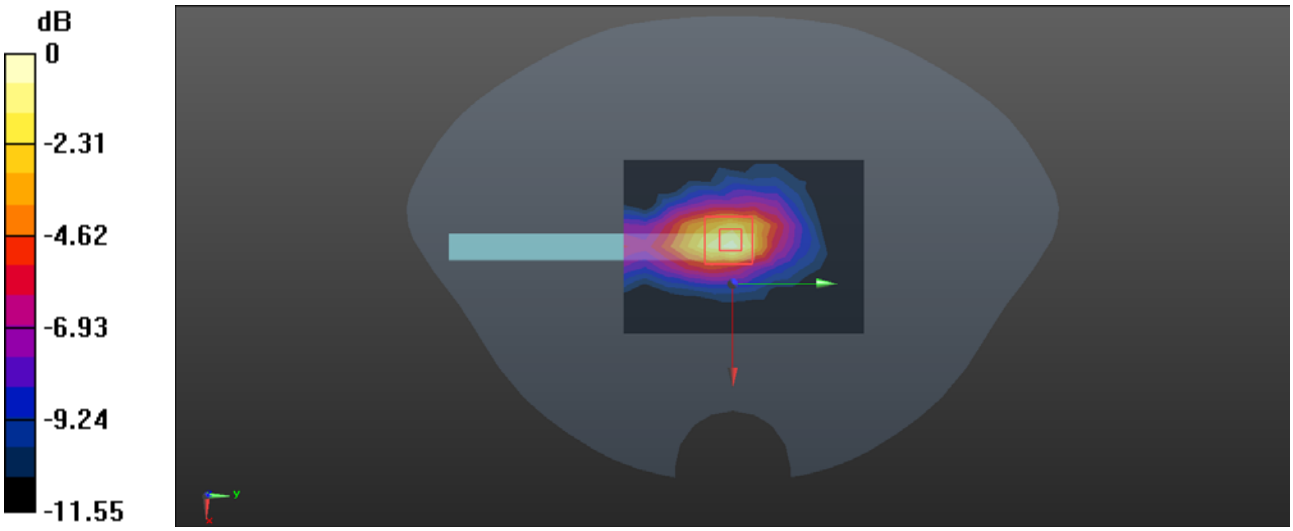

0 dB = 0.0653 W/kg = -11.85 dBW/kg

Test Plot 206#:WLAN 2.4G_Mid_Body Top_AUX ANT

DUT: Mobile Phone; Type: X6850; Serial: 2CIN-1

Communication System: 802.11 b; Frequency: 2442 MHz;Duty Cycle: 1:1
Medium parameters used (interpolated): f = 2442 MHz; σ = 1.879 S/m; ε_r = 40.701; ρ = 1000 kg/m^3
Phantom section: Flat Section

DASY5 Configuration:

- Probe: EX3DV4 - SN7522; ConvF(7.42, 7.42, 7.42) @ 2442 MHz; Calibrated: 2023/5/29
- Sensor-Surface: 1.4mm (Mechanical Surface Detection)
- Electronics: DAE4 Sn1354; Calibrated: 2023/11/17
- Phantom: Twin SAM V5.0; Type: QD000P40CD; Serial: TP:1470
- Measurement SW: DASY52, Version 52.10 (2); SEMCAD X Version 14.6.12 (7470)

Area Scan (9x12x1): Measurement grid: dx=10mm, dy=10mm
Maximum value of SAR (measured) = 0.0257 W/kg

Zoom Scan (7x7x7)/Cube 0: Measurement grid: dx=5mm, dy=5mm, dz=5mm
Reference Value = 2.621 V/m; Power Drift = 0.16 dB
Peak SAR (extrapolated) = 0.0530 W/kg
SAR(1 g) = 0.026 W/kg; SAR(10 g) = 0.013 W/kg
Maximum value of SAR (measured) = 0.0288 W/kg

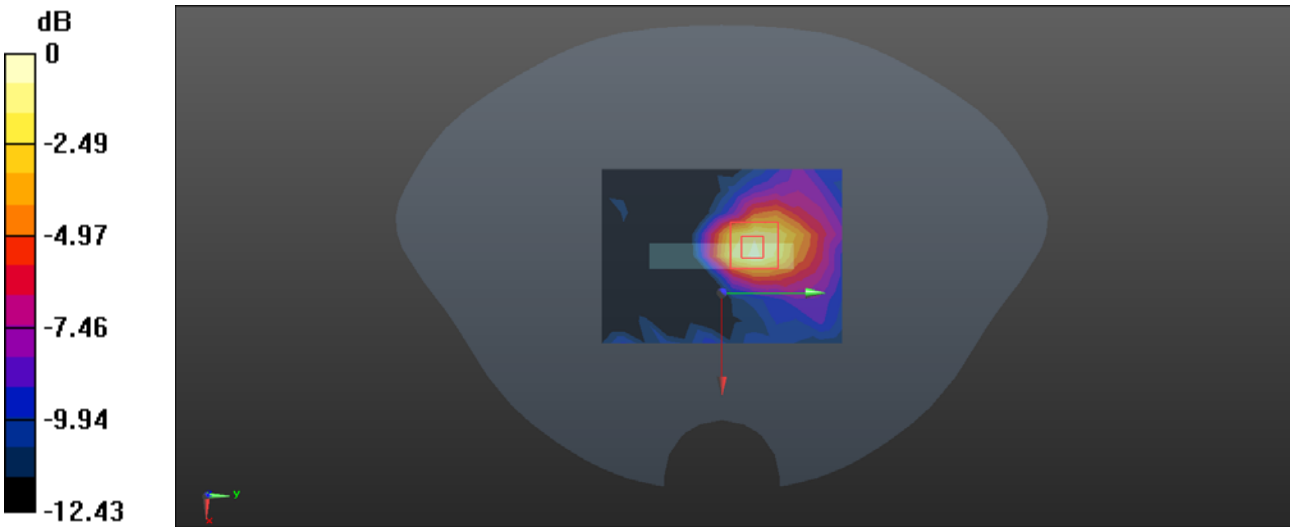

0 dB = 0.0288 W/kg = -15.41 dBW/kg

Test Plot 207#:WLAN 5.2G_Mid_Head Left Cheek_Main ANT

DUT: Mobile Phone; Type: X6850; Serial: 2CIN-1

Communication System: 802.11a; Frequency: 5200 MHz;Duty Cycle: 1:1
Medium parameters used: f = 5200 MHz; σ = 4.492 S/m; ε_r = 35.796; ρ = 1000 kg/m^3
Phantom section: Left Section

DASY5 Configuration:

- Probe: EX3DV4 - SN7522; ConvF(5.36, 5.36, 5.36) @ 5200 MHz; Calibrated: 2023/5/29
- Sensor-Surface: 1.4mm (Mechanical Surface Detection)
- Electronics: DAE4 Sn1354; Calibrated: 2023/11/17
- Phantom: Twin SAM V5.0; Type: QD000P40CD; Serial: TP:1470
- Measurement SW: DASY52, Version 52.10 (2); SEMCAD X Version 14.6.12 (7470)

Area Scan (11x11x1): Measurement grid: dx=10mm, dy=10mm
Maximum value of SAR (measured) = 0.370 W/kg

Zoom Scan (8x8x12)/Cube 0: Measurement grid: dx=4mm, dy=4mm, dz=2mm
Reference Value = 7.419 V/m; Power Drift = 0.01 dB
Peak SAR (extrapolated) = 0.652 W/kg
SAR(1 g) = 0.160 W/kg; SAR(10 g) = 0.049 W/kg
Maximum value of SAR (measured) = 0.426 W/kg



0 dB = 0.426 W/kg = -3.71 dBW/kg

Test Plot 208#:WLAN 5.2G_Mid_Head Left Tilt_Main ANT

DUT: Mobile Phone; Type: X6850; Serial: 2CIN-1

Communication System: 802.11a; Frequency: 5200 MHz;Duty Cycle: 1:1
Medium parameters used: f = 5200 MHz; σ = 4.492 S/m; ε_r = 35.796; ρ = 1000 kg/m^3
Phantom section: Left Section

DASY5 Configuration:

- Probe: EX3DV4 - SN7522; ConvF(5.36, 5.36, 5.36) @ 5200 MHz; Calibrated: 2023/5/29
- Sensor-Surface: 1.4mm (Mechanical Surface Detection)
- Electronics: DAE4 Sn1354; Calibrated: 2023/11/17
- Phantom: Twin SAM V5.0; Type: QD000P40CD; Serial: TP:1470
- Measurement SW: DASY52, Version 52.10 (2); SEMCAD X Version 14.6.12 (7470)

Area Scan (11x11x1): Measurement grid: dx=10mm, dy=10mm
Maximum value of SAR (measured) = 0.359 W/kg

Zoom Scan (8x8x12)/Cube 0: Measurement grid: dx=4mm, dy=4mm, dz=2mm
Reference Value = 8.430 V/m; Power Drift = 0.06 dB
Peak SAR (extrapolated) = 0.742 W/kg
SAR(1 g) = 0.229 W/kg; SAR(10 g) = 0.114 W/kg
Maximum value of SAR (measured) = 0.499 W/kg

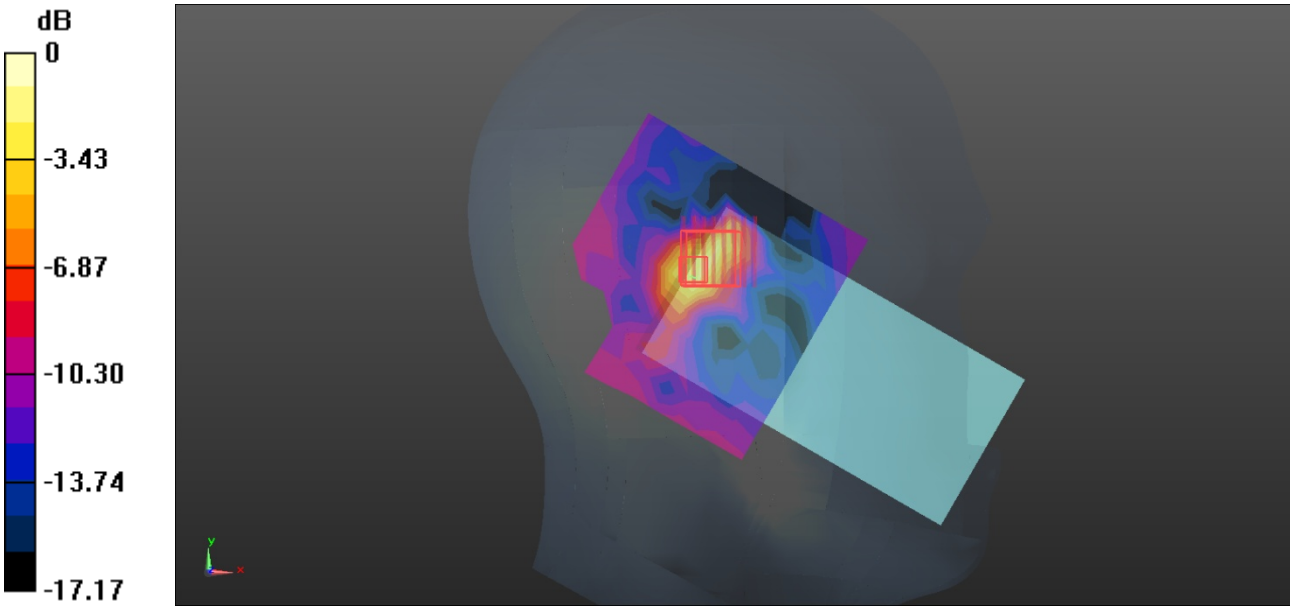

0 dB = 0.499 W/kg = -3.02 dBW/kg

Test Plot 209#:WLAN 5.2G_Mid_Head Right Cheek_Main ANT

DUT: Mobile Phone; Type: X6850; Serial: 2CIN-1

Communication System: 802.11a; Frequency: 5200 MHz;Duty Cycle: 1:1
Medium parameters used: f = 5200 MHz; σ = 4.492 S/m; ε_r = 35.796; ρ = 1000 kg/m^3
Phantom section: Right Section

DASY5 Configuration:

- Probe: EX3DV4 - SN7522; ConvF(5.36, 5.36, 5.36) @ 5200 MHz; Calibrated: 2023/5/29
- Sensor-Surface: 1.4mm (Mechanical Surface Detection)
- Electronics: DAE4 Sn1354; Calibrated: 2023/11/17
- Phantom: Twin SAM V5.0; Type: QD000P40CD; Serial: TP:1470
- Measurement SW: DASY52, Version 52.10 (2); SEMCAD X Version 14.6.12 (7470)

Area Scan (11x11x1): Measurement grid: dx=10mm, dy=10mm
Maximum value of SAR (measured) = 0.188 W/kg

Zoom Scan (8x8x12)/Cube 0: Measurement grid: dx=4mm, dy=4mm, dz=2mm
Reference Value = 5.976 V/m; Power Drift = -0.03 dB
Peak SAR (extrapolated) = 0.846 W/kg
SAR(1 g) = 0.055 W/kg; SAR(10 g) = 0.019 W/kg
Maximum value of SAR (measured) = 0.846 W/kg



0 dB = 0.846 W/kg = -0.73 dBW/kg

Test Plot 210#:WLAN 5.2G_Mid_Head Right Tilt_Main ANT

DUT: Mobile Phone; Type: X6850; Serial: 2CIN-1

Communication System: 802.11a; Frequency: 5200 MHz;Duty Cycle: 1:1
Medium parameters used: f = 5200 MHz; σ = 4.492 S/m; ε_r = 35.796; ρ = 1000 kg/m^3
Phantom section: Right Section

DASY5 Configuration:

- Probe: EX3DV4 - SN7522; ConvF(5.36, 5.36, 5.36) @ 5200 MHz; Calibrated: 2023/5/29
- Sensor-Surface: 1.4mm (Mechanical Surface Detection)
- Electronics: DAE4 Sn1354; Calibrated: 2023/11/17
- Phantom: Twin SAM V5.0; Type: QD000P40CD; Serial: TP:1470
- Measurement SW: DASY52, Version 52.10 (2); SEMCAD X Version 14.6.12 (7470)

Area Scan (11x11x1): Measurement grid: dx=10mm, dy=10mm
Maximum value of SAR (measured) = 0.303 W/kg

Zoom Scan (8x8x12)/Cube 0: Measurement grid: dx=4mm, dy=4mm, dz=2mm
Reference Value = 8.408 V/m; Power Drift = -0.02 dB
Peak SAR (extrapolated) = 0.565 W/kg
SAR(1 g) = 0.129 W/kg; SAR(10 g) = 0.033 W/kg
Maximum value of SAR (measured) = 0.328 W/kg



0 dB = 0.328 W/kg = -4.84 dBW/kg

Test Plot 211#:WLAN 5.2G_Mid_Body Front_Main ANT

DUT: Mobile Phone; Type: X6850; Serial: 2CIN-1

Communication System: 802.11a; Frequency: 5200 MHz;Duty Cycle: 1:1
Medium parameters used: f = 5200 MHz; σ = 4.492 S/m; ε_r = 35.796; ρ = 1000 kg/m^3
Phantom section: Flat Section

DASY5 Configuration:

- Probe: EX3DV4 - SN7522; ConvF(5.36, 5.36, 5.36) @ 5200 MHz; Calibrated: 2023/5/29
- Sensor-Surface: 1.4mm (Mechanical Surface Detection)
- Electronics: DAE4 Sn1354; Calibrated: 2023/11/17
- Phantom: Twin SAM V5.0; Type: QD000P40CD; Serial: TP:1470
- Measurement SW: DASY52, Version 52.10 (2); SEMCAD X Version 14.6.12 (7470)

Area Scan (11x11x1): Measurement grid: dx=10mm, dy=10mm
Maximum value of SAR (measured) = 0.0941 W/kg

Zoom Scan (8x8x12)/Cube 0: Measurement grid: dx=4mm, dy=4mm, dz=2mm
Reference Value = 0.7000 V/m; Power Drift = 0.05 dB
Peak SAR (extrapolated) = 0.311 W/kg
SAR(1 g) = 0.096 W/kg; SAR(10 g) = 0.036 W/kg
Maximum value of SAR (measured) = 0.177 W/kg

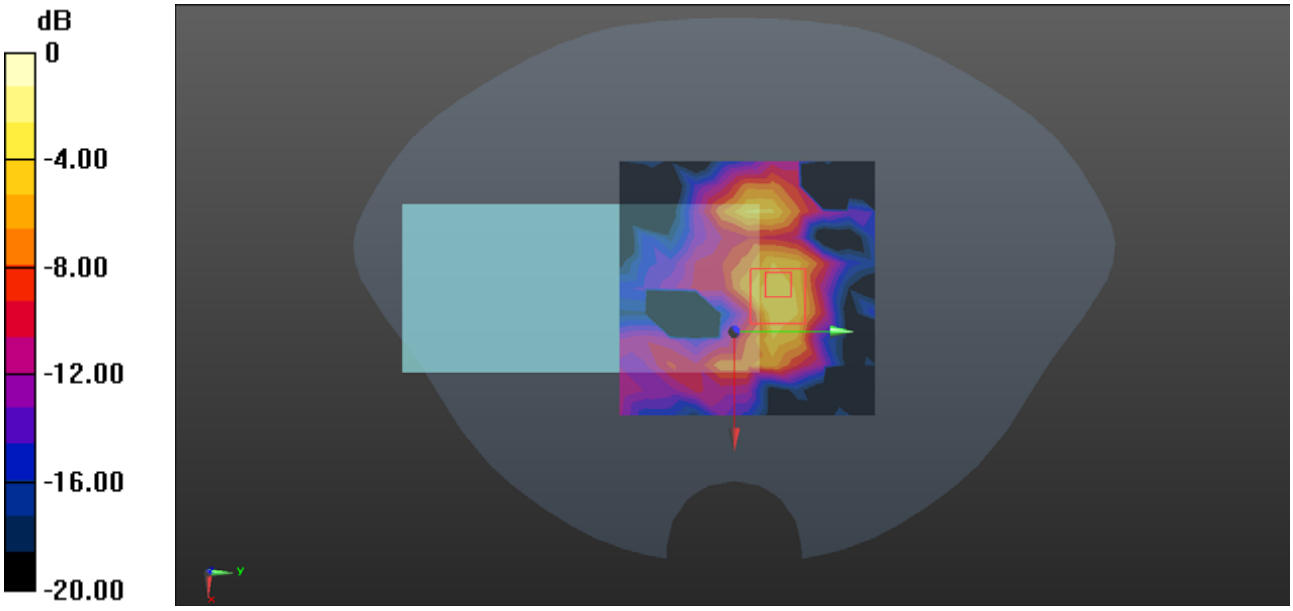

0 dB = 0.177 W/kg = -7.52 dBW/kg

Test Plot 212#:WLAN 5.2G_Mid_Body Back_Main ANT

DUT: Mobile Phone; Type: X6850; Serial: 2CIN-1

Communication System: 802.11a; Frequency: 5200 MHz;Duty Cycle: 1:1
Medium parameters used: f = 5200 MHz; σ = 4.492 S/m; ε_r = 35.796; ρ = 1000 kg/m^3
Phantom section: Flat Section

DASY5 Configuration:

- Probe: EX3DV4 - SN7522; ConvF(5.36, 5.36, 5.36) @ 5200 MHz; Calibrated: 2023/5/29
- Sensor-Surface: 1.4mm (Mechanical Surface Detection)
- Electronics: DAE4 Sn1354; Calibrated: 2023/11/17
- Phantom: Twin SAM V5.0; Type: QD000P40CD; Serial: TP:1470
- Measurement SW: DASY52, Version 52.10 (2); SEMCAD X Version 14.6.12 (7470)

Area Scan (11x11x1): Measurement grid: dx=10mm, dy=10mm
Maximum value of SAR (measured) = 0.141 W/kg

Zoom Scan (8x8x12)/Cube 0: Measurement grid: dx=4mm, dy=4mm, dz=2mm
Reference Value = 0.7690 V/m; Power Drift = -0.14 dB
Peak SAR (extrapolated) = 0.673 W/kg
SAR(1 g) = 0.145 W/kg; SAR(10 g) = 0.054 W/kg
Maximum value of SAR (measured) = 0.268 W/kg

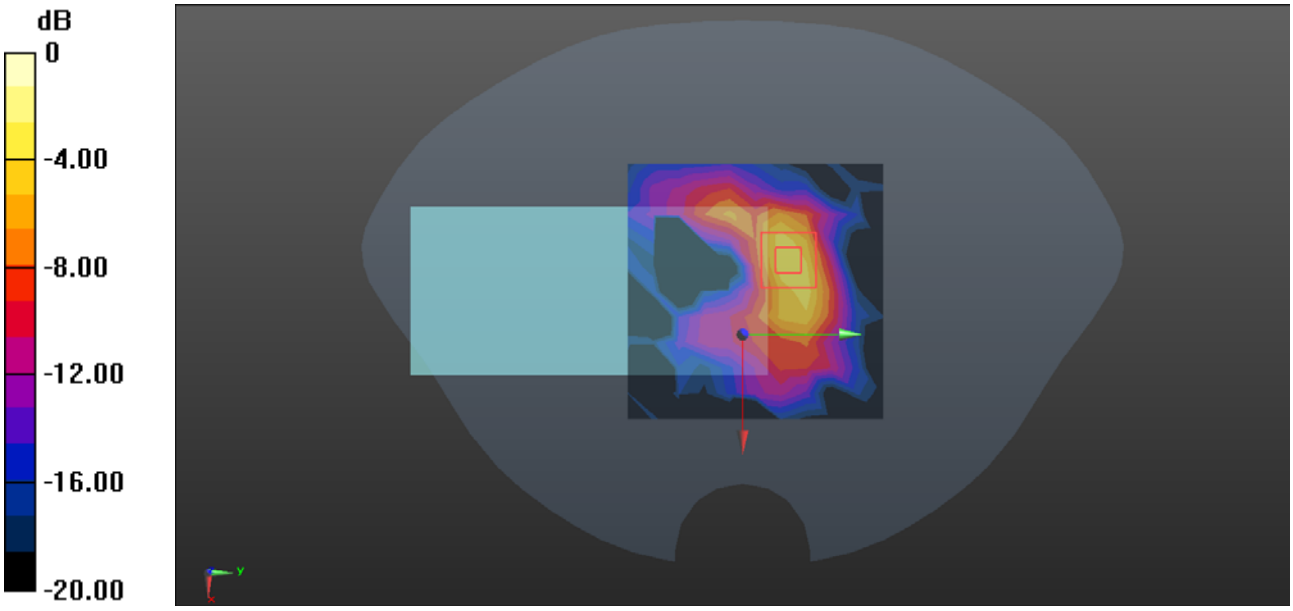

0 dB = 0.268 W/kg = -5.72 dBW/kg

Test Plot 213#:WLAN 5.2G_Mid_Body Right_Main ANT

DUT: Mobile Phone; Type: X6850; Serial: 2CIN-1

Communication System: 802.11a; Frequency: 5200 MHz;Duty Cycle: 1:1
Medium parameters used: f = 5200 MHz; σ = 4.492 S/m; ε_r = 35.796; ρ = 1000 kg/m^3
Phantom section: Flat Section

DASY5 Configuration:

- Probe: EX3DV4 - SN7522; ConvF(5.36, 5.36, 5.36) @ 5200 MHz; Calibrated: 2023/5/29
- Sensor-Surface: 1.4mm (Mechanical Surface Detection)
- Electronics: DAE4 Sn1354; Calibrated: 2023/11/17
- Phantom: Twin SAM V5.0; Type: QD000P40CD; Serial: TP:1470
- Measurement SW: DASY52, Version 52.10 (2); SEMCAD X Version 14.6.12 (7470)

Area Scan (9x11x1): Measurement grid: dx=10mm, dy=10mm
Maximum value of SAR (measured) = 0.0496 W/kg

Zoom Scan (8x8x16)/Cube 0: Measurement grid: dx=4mm, dy=4mm, dz=2mm
Reference Value = 0.7560 V/m; Power Drift = -0.10 dB
Peak SAR (extrapolated) = 0.0810 W/kg
SAR(1 g) = 0.029 W/kg; SAR(10 g) = 0.013 W/kg
Maximum value of SAR (measured) = 0.0505 W/kg

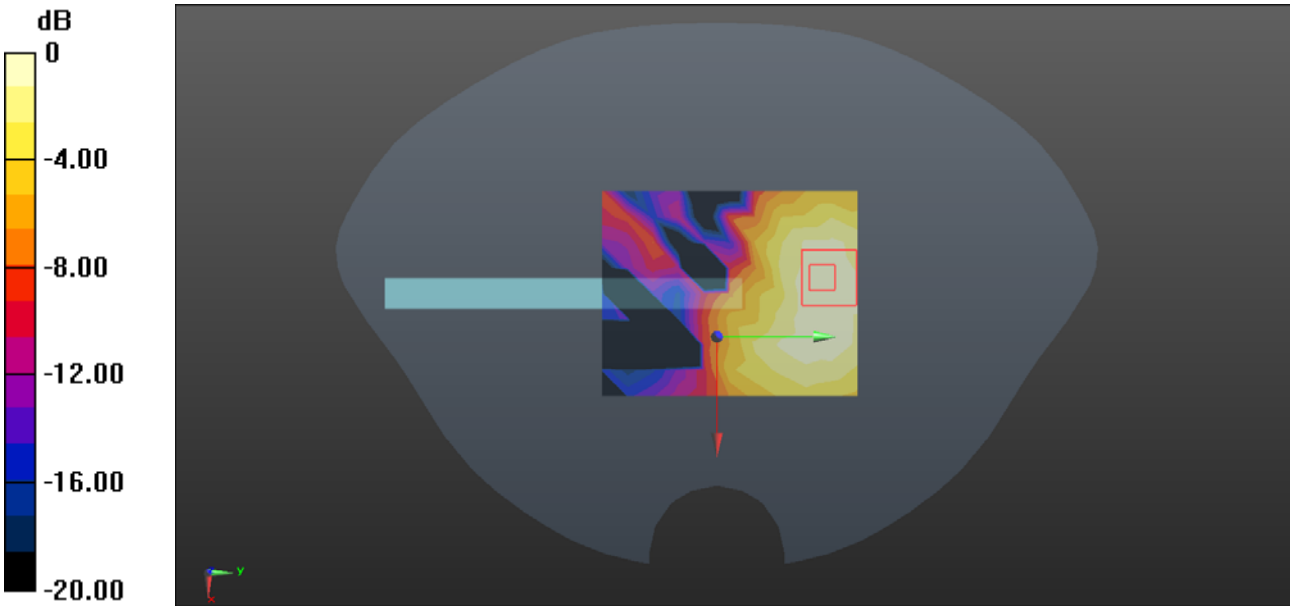

0 dB = 0.0505 W/kg = -12.97 dBW/kg

Test Plot 214#:WLAN 5.2G_Mid_Body Top_Main ANT

DUT: Mobile Phone; Type: X6850; Serial: 2CIN-1

Communication System: 802.11a; Frequency: 5200 MHz;Duty Cycle: 1:1
Medium parameters used: f = 5200 MHz; σ = 4.492 S/m; ε_r = 35.796; ρ = 1000 kg/m^3
Phantom section: Flat Section

DASY5 Configuration:

- Probe: EX3DV4 - SN7522; ConvF(5.36, 5.36, 5.36) @ 5200 MHz; Calibrated: 2023/5/29
- Sensor-Surface: 1.4mm (Mechanical Surface Detection)
- Electronics: DAE4 Sn1354; Calibrated: 2023/11/17
- Phantom: Twin SAM V5.0; Type: QD000P40CD; Serial: TP:1470
- Measurement SW: DASY52, Version 52.10 (2); SEMCAD X Version 14.6.12 (7470)

Area Scan (10x12x1): Measurement grid: dx=10mm, dy=10mm
Maximum value of SAR (measured) = 0.347 W/kg

Zoom Scan (8x8x12)/Cube 0: Measurement grid: dx=4mm, dy=4mm, dz=2mm
Reference Value = 6.902 V/m; Power Drift = -0.03 dB
Peak SAR (extrapolated) = 0.667 W/kg
SAR(1 g) = 0.208 W/kg; SAR(10 g) = 0.073 W/kg
Maximum value of SAR (measured) = 0.384 W/kg

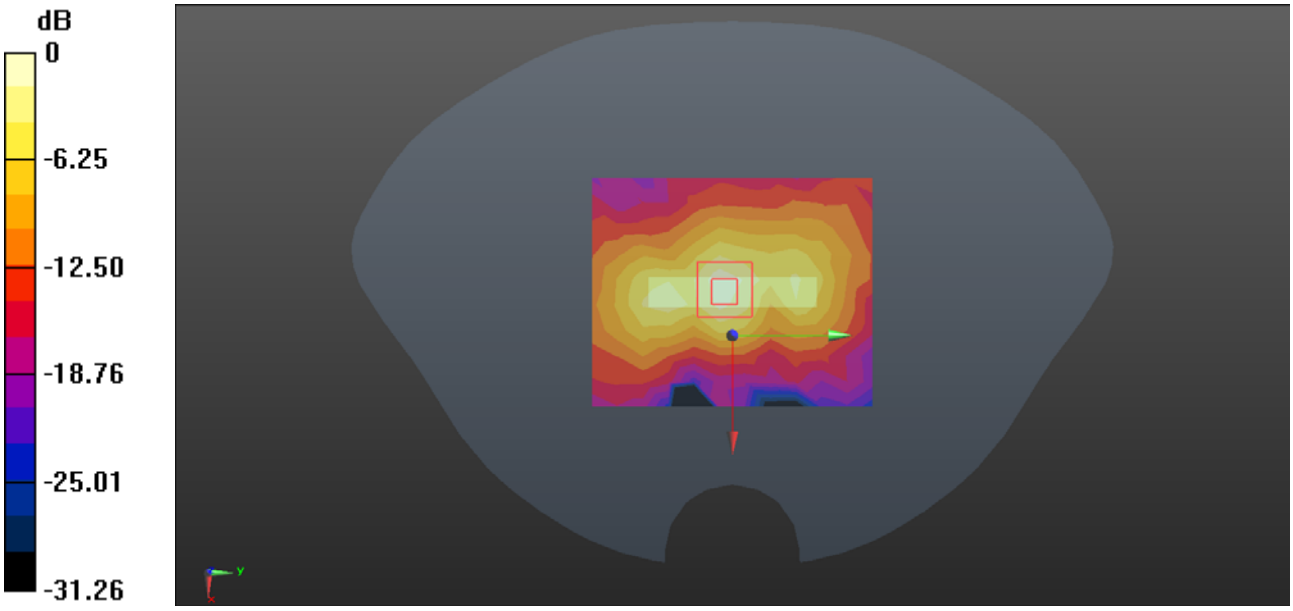

0 dB = 0.384 W/kg = -4.16 dBW/kg

Test Plot 215#:WLAN 5.2G_Mid_Head Left Cheek_AUX ANT

DUT: Mobile Phone; Type: X6850; Serial: 2CIN-1

Communication System: 802.11a; Frequency: 5200 MHz;Duty Cycle: 1:1
Medium parameters used: f = 5200 MHz; σ = 4.492 S/m; ε_r = 35.796; ρ = 1000 kg/m^3
Phantom section: Left Section

DASY5 Configuration:

- Probe: EX3DV4 - SN7522; ConvF(5.36, 5.36, 5.36) @ 5200 MHz; Calibrated: 2023/5/29
- Sensor-Surface: 1.4mm (Mechanical Surface Detection)
- Electronics: DAE4 Sn1354; Calibrated: 2023/11/17
- Phantom: Twin SAM V5.0; Type: QD000P40CD; Serial: TP:1470
- Measurement SW: DASY52, Version 52.10 (2); SEMCAD X Version 14.6.12 (7470)

Area Scan (11x11x1): Measurement grid: dx=10mm, dy=10mm
Maximum value of SAR (measured) = 0.359 W/kg

Zoom Scan (8x8x12)/Cube 0: Measurement grid: dx=4mm, dy=4mm, dz=2mm
Reference Value = 0 V/m; Power Drift = 0.14 dB
Peak SAR (extrapolated) = 0.582 W/kg
SAR(1 g) = 0.143 W/kg; SAR(10 g) = 0.035 W/kg
Maximum value of SAR (measured) = 0.384 W/kg



0 dB = 0.384 W/kg = -4.16 dBW/kg

Test Plot 216#:WLAN 5.2G_Mid_Head Left Tilt_AUX ANT

DUT: Mobile Phone; Type: X6850; Serial: 2CIN-1

Communication System: 802.11a; Frequency: 5200 MHz;Duty Cycle: 1:1
Medium parameters used: f = 5200 MHz; σ = 4.492 S/m; ε_r = 35.796; ρ = 1000 kg/m^3
Phantom section: Left Section

DASY5 Configuration:

- Probe: EX3DV4 - SN7522; ConvF(5.36, 5.36, 5.36) @ 5200 MHz; Calibrated: 2023/5/29
- Sensor-Surface: 1.4mm (Mechanical Surface Detection)
- Electronics: DAE4 Sn1354; Calibrated: 2023/11/17
- Phantom: Twin SAM V5.0; Type: QD000P40CD; Serial: TP:1470
- Measurement SW: DASY52, Version 52.10 (2); SEMCAD X Version 14.6.12 (7470)

Area Scan (11x11x1): Measurement grid: dx=10mm, dy=10mm
Maximum value of SAR (measured) = 0.285 W/kg

Zoom Scan (8x8x12)/Cube 0: Measurement grid: dx=4mm, dy=4mm, dz=2mm
Reference Value = 0 V/m; Power Drift = 0.12 dB
Peak SAR (extrapolated) = 1.16 W/kg
SAR(1 g) = 0.065 W/kg; SAR(10 g) = 0.011 W/kg
Maximum value of SAR (measured) = 1.16 W/kg

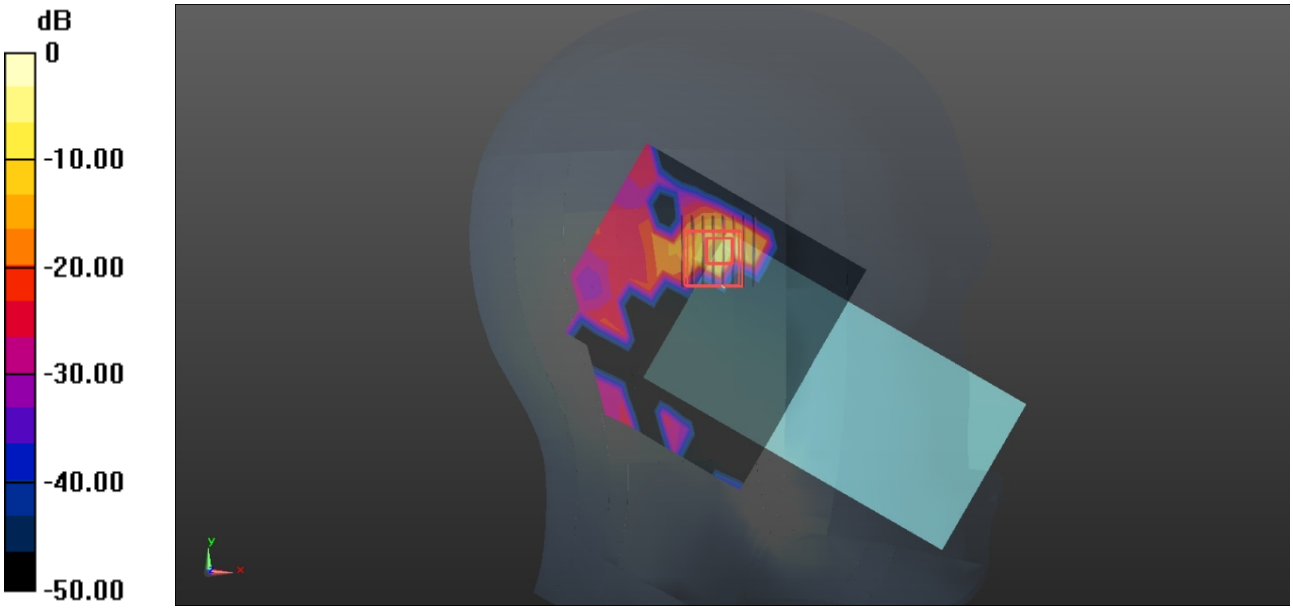

0 dB = 1.16 W/kg = 0.64 dBW/kg

Test Plot 217#:WLAN 5.2G_Mid_Head Right Cheek_AUX ANT

DUT: Mobile Phone; Type: X6850; Serial: 2CIN-1

Communication System: 802.11a; Frequency: 5200 MHz;Duty Cycle: 1:1
Medium parameters used: f = 5200 MHz; σ = 4.492 S/m; ε_r = 35.796; ρ = 1000 kg/m^3
Phantom section: Right Section

DASY5 Configuration:

- Probe: EX3DV4 - SN7522; ConvF(5.36, 5.36, 5.36) @ 5200 MHz; Calibrated: 2023/5/29
- Sensor-Surface: 1.4mm (Mechanical Surface Detection)
- Electronics: DAE4 Sn1354; Calibrated: 2023/11/17
- Phantom: Twin SAM V5.0; Type: QD000P40CD; Serial: TP:1470
- Measurement SW: DASY52, Version 52.10 (2); SEMCAD X Version 14.6.12 (7470)

Area Scan (11x11x1): Measurement grid: dx=10mm, dy=10mm
Maximum value of SAR (measured) = 0.188 W/kg

Zoom Scan (8x8x12)/Cube 0: Measurement grid: dx=4mm, dy=4mm, dz=2mm
Reference Value = 0 V/m; Power Drift = 0.18 dB
Peak SAR (extrapolated) = 0.316 W/kg
SAR(1 g) = 0.067 W/kg; SAR(10 g) = 0.016 W/kg
Maximum value of SAR (measured) = 0.202 W/kg



0 dB = 0.202 W/kg = -6.95 dBW/kg

Test Plot 218#:WLAN 5.2G_Mid_Head Right Tilt_AUX ANT

DUT: Mobile Phone; Type: X6850; Serial: 2CIN-1

Communication System: 802.11a; Frequency: 5200 MHz;Duty Cycle: 1:1
Medium parameters used: f = 5200 MHz; σ = 4.492 S/m; ε_r = 35.796; ρ = 1000 kg/m^3
Phantom section: Right Section

DASY5 Configuration:

- Probe: EX3DV4 - SN7522; ConvF(5.36, 5.36, 5.36) @ 5200 MHz; Calibrated: 2023/5/29
- Sensor-Surface: 1.4mm (Mechanical Surface Detection)
- Electronics: DAE4 Sn1354; Calibrated: 2023/11/17
- Phantom: Twin SAM V5.0; Type: QD000P40CD; Serial: TP:1470
- Measurement SW: DASY52, Version 52.10 (2); SEMCAD X Version 14.6.12 (7470)

Area Scan (11x11x1): Measurement grid: dx=10mm, dy=10mm
Maximum value of SAR (measured) = 0.303 W/kg

Zoom Scan (8x8x12)/Cube 0: Measurement grid: dx=4mm, dy=4mm, dz=2mm
Reference Value = 0 V/m; Power Drift = 0.16 dB
Peak SAR (extrapolated) = 0.423 W/kg
SAR(1 g) = 0.111 W/kg; SAR(10 g) = 0.030 W/kg
Maximum value of SAR (measured) = 0.289 W/kg



0 dB = 0.289 W/kg = -5.39 dBW/kg

Test Plot 219#:WLAN 5.2G_Mid_Body Front_AUX ANT

DUT: Mobile Phone; Type: X6850; Serial: 2CIN-1

Communication System: 802.11a; Frequency: 5200 MHz;Duty Cycle: 1:1
Medium parameters used: f = 5200 MHz; σ = 4.492 S/m; ε_r = 35.796; ρ = 1000 kg/m^3
Phantom section: Flat Section

DASY5 Configuration:

- Probe: EX3DV4 - SN7522; ConvF(5.36, 5.36, 5.36) @ 5200 MHz; Calibrated: 2023/5/29
- Sensor-Surface: 1.4mm (Mechanical Surface Detection)
- Electronics: DAE4 Sn1354; Calibrated: 2023/11/17
- Phantom: Twin SAM V5.0; Type: QD000P40CD; Serial: TP:1470
- Measurement SW: DASY52, Version 52.10 (2); SEMCAD X Version 14.6.12 (7470)

Area Scan (11x11x1): Measurement grid: dx=10mm, dy=10mm
Maximum value of SAR (measured) = 0.0922 W/kg

Zoom Scan (8x8x12)/Cube 0: Measurement grid: dx=4mm, dy=4mm, dz=2mm
Reference Value = 0 V/m; Power Drift = 0.10 dB
Peak SAR (extrapolated) = 0.205 W/kg
SAR(1 g) = 0.033 W/kg; SAR(10 g) = 0.011 W/kg
Maximum value of SAR (measured) = 0.0884 W/kg

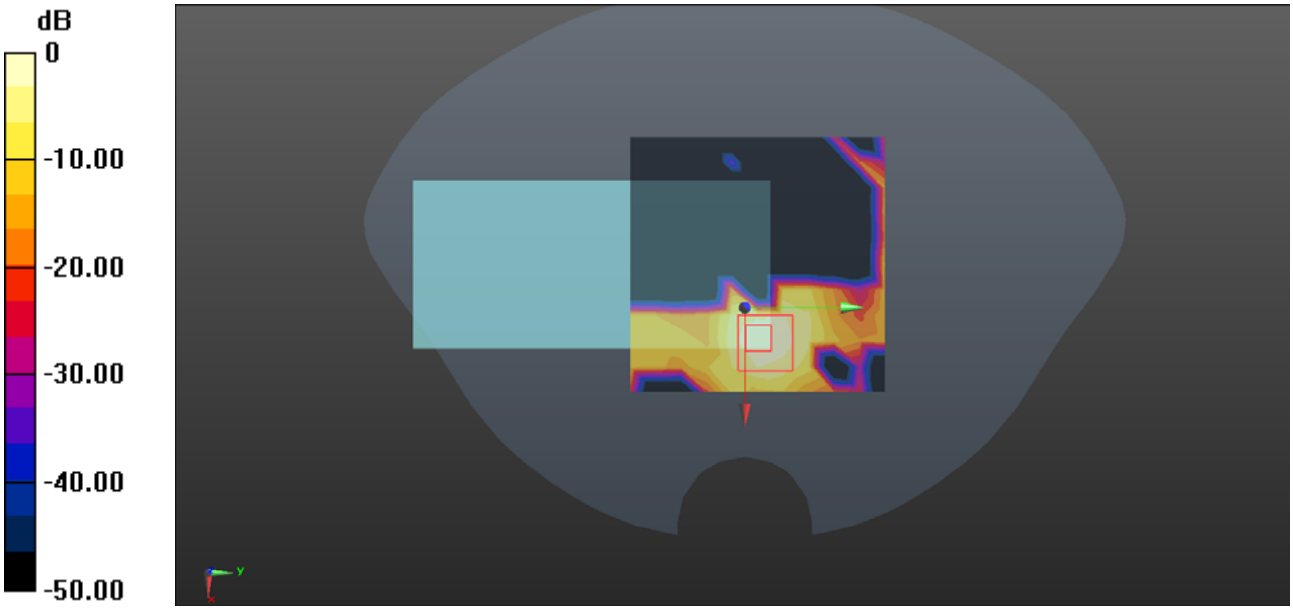

0 dB = 0.0884 W/kg = -10.54 dBW/kg

Test Plot 220#:WLAN 5.2G_Mid_Body Back_AUX ANT

DUT: Mobile Phone; Type: X6850; Serial: 2CIN-1

Communication System: 802.11a; Frequency: 5200 MHz;Duty Cycle: 1:1
Medium parameters used: f = 5200 MHz; σ = 4.492 S/m; ε_r = 35.796; ρ = 1000 kg/m^3
Phantom section: Flat Section

DASY5 Configuration:

- Probe: EX3DV4 - SN7522; ConvF(5.36, 5.36, 5.36) @ 5200 MHz; Calibrated: 2023/5/29
- Sensor-Surface: 1.4mm (Mechanical Surface Detection)
- Electronics: DAE4 Sn1354; Calibrated: 2023/11/17
- Phantom: Twin SAM V5.0; Type: QD000P40CD; Serial: TP:1470
- Measurement SW: DASY52, Version 52.10 (2); SEMCAD X Version 14.6.12 (7470)

Area Scan (11x11x1): Measurement grid: dx=10mm, dy=10mm
Maximum value of SAR (measured) = 0.0771 W/kg

Zoom Scan (8x8x12)/Cube 0: Measurement grid: dx=4mm, dy=4mm, dz=2mm
Reference Value = 1.559 V/m; Power Drift = -0.04 dB
Peak SAR (extrapolated) = 0.131 W/kg
SAR(1 g) = 0.031 W/kg; SAR(10 g) = 0.00835 W/kg
Maximum value of SAR (measured) = 0.0824 W/kg

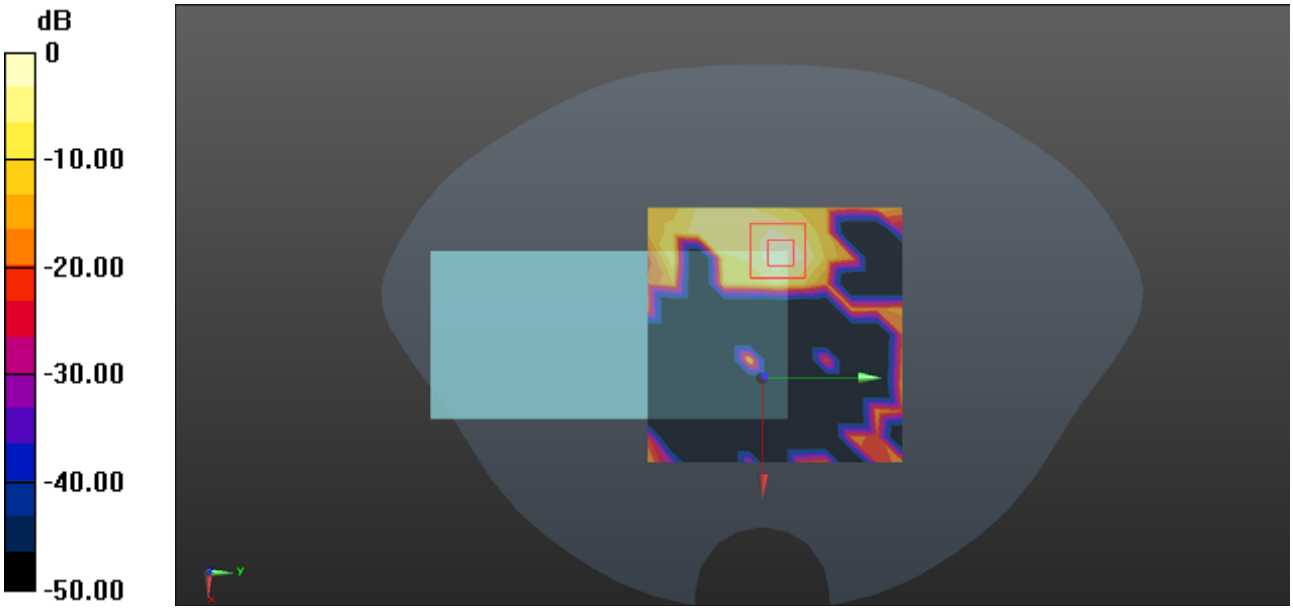

0 dB = 0.0824 W/kg = -10.84 dBW/kg

Test Plot 221#:WLAN 5.2G_Mid_Body Right_AUX ANT

DUT: Mobile Phone; Type: X6850; Serial: 2CIN-1

Communication System: 802.11a; Frequency: 5200 MHz;Duty Cycle: 1:1
Medium parameters used: f = 5200 MHz; σ = 4.492 S/m; ε_r = 35.796; ρ = 1000 kg/m^3
Phantom section: Flat Section

DASY5 Configuration:

- Probe: EX3DV4 - SN7522; ConvF(5.36, 5.36, 5.36) @ 5200 MHz; Calibrated: 2023/5/29
- Sensor-Surface: 1.4mm (Mechanical Surface Detection)
- Electronics: DAE4 Sn1354; Calibrated: 2023/11/17
- Phantom: Twin SAM V5.0; Type: QD000P40CD; Serial: TP:1470
- Measurement SW: DASY52, Version 52.10 (2); SEMCAD X Version 14.6.12 (7470)

Area Scan (9x11x1): Measurement grid: dx=10mm, dy=10mm
Maximum value of SAR (measured) = 0.178 W/kg

Zoom Scan (8x8x16)/Cube 0: Measurement grid: dx=4mm, dy=4mm, dz=2mm
Reference Value = 3.449 V/m; Power Drift = -0.09 dB
Peak SAR (extrapolated) = 0.300 W/kg
SAR(1 g) = 0.092 W/kg; SAR(10 g) = 0.031 W/kg
Maximum value of SAR (measured) = 0.174 W/kg

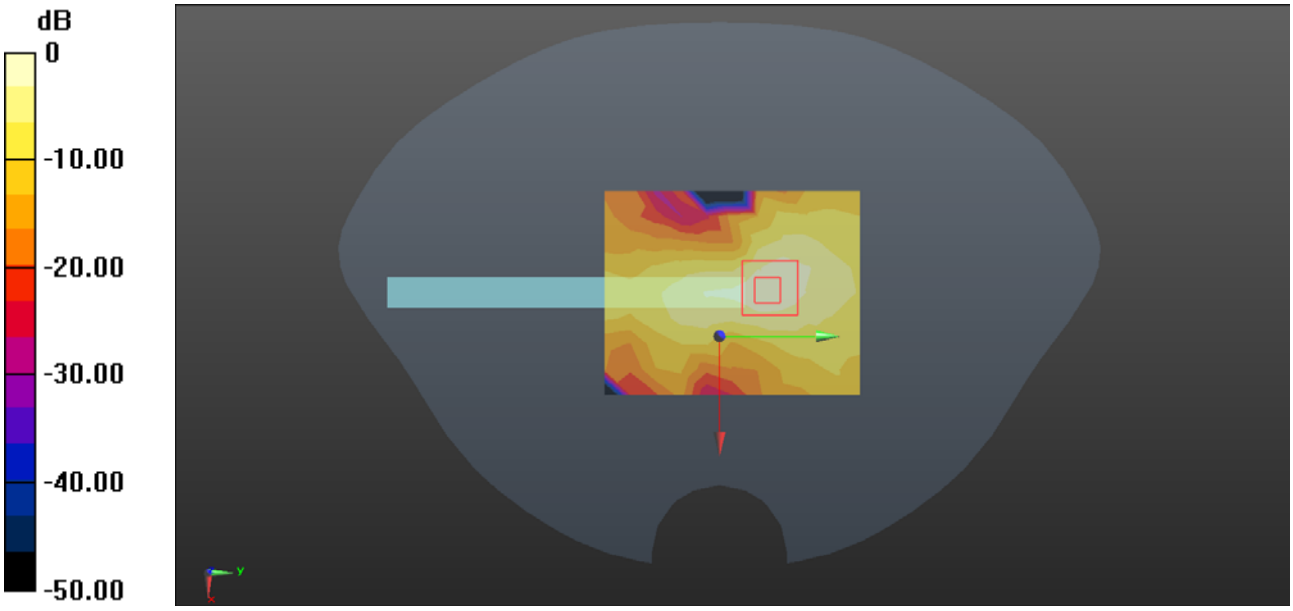

0 dB = 0.174 W/kg = -7.59 dBW/kg

Test Plot 222#:WLAN 5.2G_Mid_Body Top_AUX ANT

DUT: Mobile Phone; Type: X6850; Serial: 2CIN-1

Communication System: 802.11a; Frequency: 5200 MHz;Duty Cycle: 1:1
Medium parameters used: f = 5200 MHz; σ = 4.492 S/m; ε_r = 35.796; ρ = 1000 kg/m^3
Phantom section: Flat Section

DASY5 Configuration:

- Probe: EX3DV4 - SN7522; ConvF(5.36, 5.36, 5.36) @ 5200 MHz; Calibrated: 2023/5/29
- Sensor-Surface: 1.4mm (Mechanical Surface Detection)
- Electronics: DAE4 Sn1354; Calibrated: 2023/11/17
- Phantom: Twin SAM V5.0; Type: QD000P40CD; Serial: TP:1470
- Measurement SW: DASY52, Version 52.10 (2); SEMCAD X Version 14.6.12 (7470)

Area Scan (10x12x1): Measurement grid: dx=10mm, dy=10mm
Maximum value of SAR (measured) = 0.170 W/kg

Zoom Scan (8x8x12)/Cube 0: Measurement grid: dx=4mm, dy=4mm, dz=2mm
Reference Value = 0 V/m; Power Drift = 0.14 dB
Peak SAR (extrapolated) = 0.543 W/kg
SAR(1 g) = 0.098 W/kg; SAR(10 g) = 0.033 W/kg
Maximum value of SAR (measured) = 0.183 W/kg



0 dB = 0.183 W/kg = -7.38 dBW/kg