Plot: 169#

DUT: Mobile Phone; Type: X6853; Serial: 2CIM-1

Communication System: UID 0, Generic TDD-LTE (0); Frequency: 2595 MHz;Duty Cycle: 1:1.58
Medium parameters used: f = 2595 MHz; σ = 1.919 S/m; ε_r = 37.762; ρ = 1000 kg/m^3
Phantom section: Right Section

DASY5 Configuration:

- Probe: ES3DV3 - SN3157; ConvF(4.52, 4.52, 4.52) @ 2595 MHz;
- Sensor-Surface: 3mm (Mechanical Surface Detection)
- Electronics: DAE4 Sn1493; Calibrated: 2023/3/17
- Phantom: Twin SAM; Type: Twin SAM V5.0; Serial: TP:1412
- Measurement SW: DASY52, Version 52.10 (2); SEMCAD X Version 14.6.12 (7470)

Head Right Tilt/LTE Band 41 50%RB Mid/Area Scan (11x12x1): Measurement grid: dx=10mm, dy=10mm
Maximum value of SAR (measured) = 0.577 W/kg

Head Right Tilt/LTE Band 41 50%RB Mid/Zoom Scan (7x7x7)/Cube 0: Measurement grid: dx=5mm, dy=5mm, dz=5mm
Reference Value = 14.05 V/m; Power Drift = -0.19 dB
Peak SAR (extrapolated) = 1.56 W/kg
SAR(1 g) = 0.647 W/kg; SAR(10 g) = 0.265 W/kg
Maximum value of SAR (measured) = 0.745 W/kg

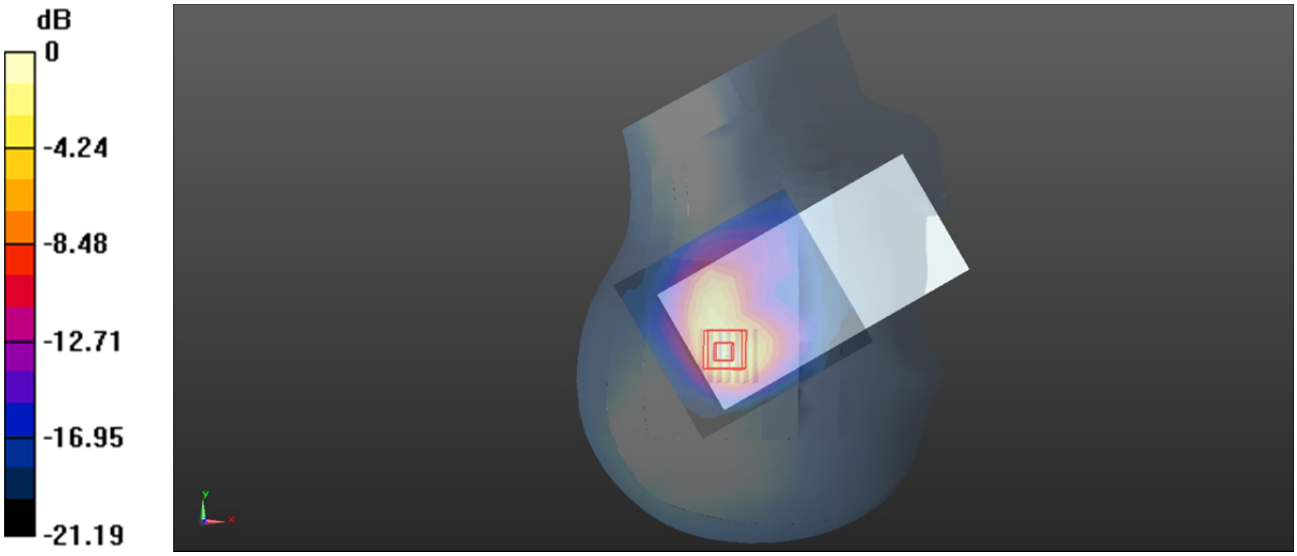

0 dB = 0.745 W/kg = -1.28 dBW/kg

Plot: 170#

DUT: Mobile Phone; Type: X6853; Serial: 2CIM-1

Communication System: UID 0, Generic TDD-LTE (0); Frequency: 2595 MHz;Duty Cycle: 1:1.58
Medium parameters used: f = 2595 MHz; σ = 1.919 S/m; ε_r = 37.762; ρ = 1000 kg/m^3
Phantom section: Flat Section

DASY5 Configuration:

- Probe: ES3DV3 - SN3157; ConvF(4.52, 4.52, 4.52) @ 2595 MHz;
- Sensor-Surface: 3mm (Mechanical Surface Detection)
- Electronics: DAE4 Sn1493; Calibrated: 2023/3/17
- Phantom: Twin SAM; Type: Twin SAM V5.0; Serial: TP:1412
- Measurement SW: DASY52, Version 52.10 (2); SEMCAD X Version 14.6.12 (7470)

Body Front/LTE Band 41 1RB Mid/Area Scan (11x11x1): Measurement grid: dx=10mm, dy=10mm
Maximum value of SAR (measured) = 0.109 W/kg

Body Front/LTE Band 41 1RB Mid/Zoom Scan (7x7x7)/Cube 0: Measurement grid: dx=5mm, dy=5mm, dz=5mm
Reference Value = 6.209 V/m; Power Drift = -0.06 dB
Peak SAR (extrapolated) = 0.184 W/kg
SAR(1 g) = 0.101 W/kg; SAR(10 g) = 0.057 W/kg
Maximum value of SAR (measured) = 0.109 W/kg

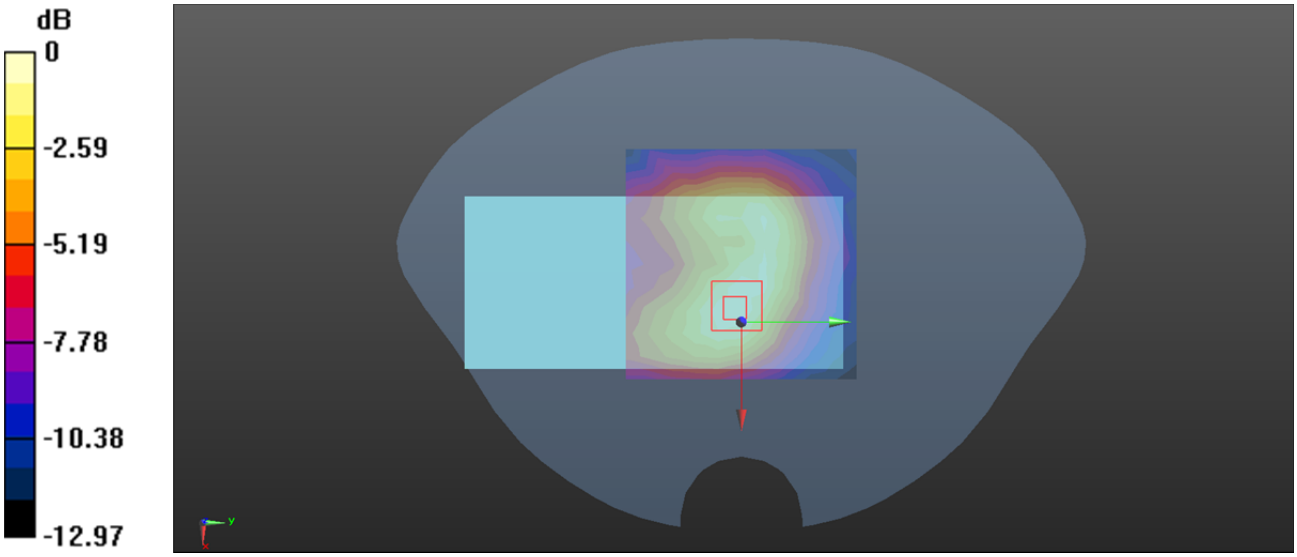

0 dB = 0.109 W/kg = -9.63 dBW/kg

Plot: 171#

DUT: Mobile Phone; Type: X6853; Serial: 2CIM-1

Communication System: UID 0, Generic TDD-LTE (0); Frequency: 2595 MHz;Duty Cycle: 1:1.58
Medium parameters used: f = 2595 MHz; σ = 1.919 S/m; ε_r = 37.762; ρ = 1000 kg/m^3
Phantom section: Flat Section

DASY5 Configuration:

- Probe: ES3DV3 - SN3157; ConvF(4.52, 4.52, 4.52) @ 2595 MHz;
- Sensor-Surface: 3mm (Mechanical Surface Detection)
- Electronics: DAE4 Sn1493; Calibrated: 2023/3/17
- Phantom: Twin SAM; Type: Twin SAM V5.0; Serial: TP:1412
- Measurement SW: DASY52, Version 52.10 (2); SEMCAD X Version 14.6.12 (7470)

Body Front/LTE Band 41 50%RB Mid/Area Scan (11x11x1): Measurement grid: dx=10mm, dy=10mm
Maximum value of SAR (measured) = 0.0897 W/kg

Body Front/LTE Band 41 50%RB Mid/Zoom Scan (7x7x7)/Cube 0: Measurement grid: dx=5mm, dy=5mm, dz=5mm
Reference Value = 5.605 V/m; Power Drift = 0.02 dB
Peak SAR (extrapolated) = 0.162 W/kg
SAR(1 g) = 0.085 W/kg; SAR(10 g) = 0.048 W/kg
Maximum value of SAR (measured) = 0.0914 W/kg

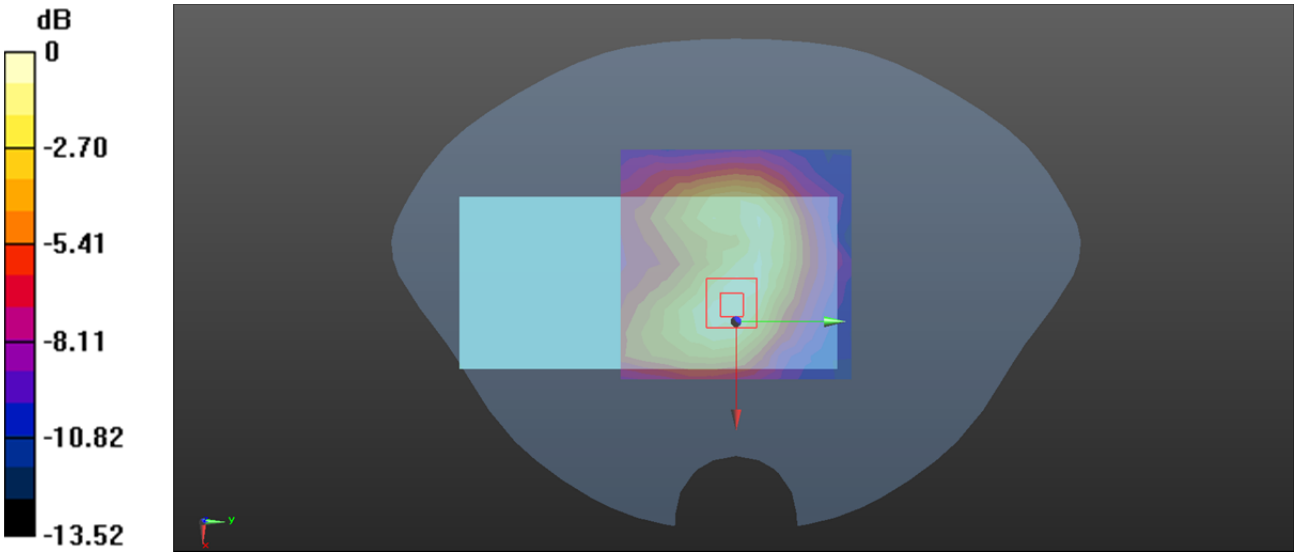

0 dB = 0.0914 W/kg = -10.39 dBW/kg

Plot: 172#

DUT: Mobile Phone; Type: X6853; Serial: 2CIM-1

Communication System: UID 0, Generic TDD-LTE (0); Frequency: 2595 MHz;Duty Cycle: 1:1.58
Medium parameters used: f = 2595 MHz; σ = 1.919 S/m; ε_r = 37.762; ρ = 1000 kg/m^3
Phantom section: Flat Section

DASY5 Configuration:

- Probe: ES3DV3 - SN3157; ConvF(4.52, 4.52, 4.52) @ 2595 MHz;
- Sensor-Surface: 3mm (Mechanical Surface Detection)
- Electronics: DAE4 Sn1493; Calibrated: 2023/3/17
- Phantom: Twin SAM; Type: Twin SAM V5.0; Serial: TP:1412
- Measurement SW: DASY52, Version 52.10 (2); SEMCAD X Version 14.6.12 (7470)

Body Back/LTE Band 41 1RB Mid/Area Scan (11x11x1): Measurement grid: dx=10mm, dy=10mm
Maximum value of SAR (measured) = 0.113 W/kg

Body Back/LTE Band 41 1RB Mid/Zoom Scan (7x7x7)/Cube 0: Measurement grid: dx=5mm, dy=5mm, dz=5mm
Reference Value = 7.546 V/m; Power Drift = 0.17 dB
Peak SAR (extrapolated) = 0.191 W/kg
SAR(1 g) = 0.107 W/kg; SAR(10 g) = 0.061 W/kg
Maximum value of SAR (measured) = 0.115 W/kg

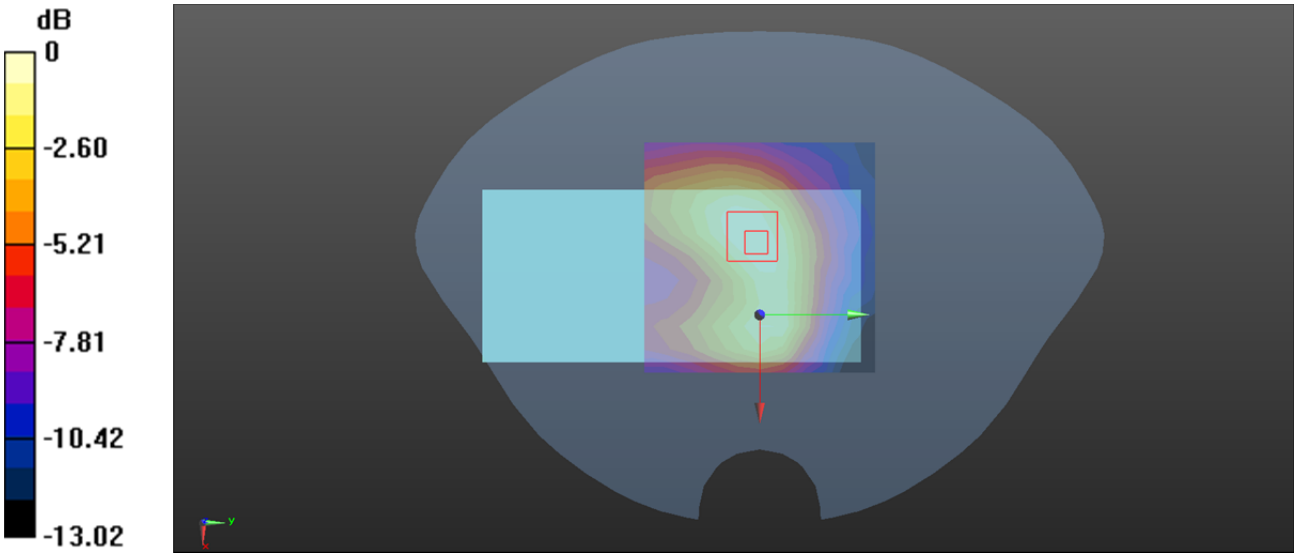

0 dB = 0.115 W/kg = -9.39 dBW/kg

Plot: 173#

DUT: Mobile Phone; Type: X6853; Serial: 2CIM-1

Communication System: UID 0, Generic TDD-LTE (0); Frequency: 2595 MHz;Duty Cycle: 1:1.58
Medium parameters used: f = 2595 MHz; σ = 1.919 S/m; ε_r = 37.762; ρ = 1000 kg/m^3
Phantom section: Flat Section

DASY5 Configuration:

- Probe: ES3DV3 - SN3157; ConvF(4.52, 4.52, 4.52) @ 2595 MHz;
- Sensor-Surface: 3mm (Mechanical Surface Detection)
- Electronics: DAE4 Sn1493; Calibrated: 2023/3/17
- Phantom: Twin SAM; Type: Twin SAM V5.0; Serial: TP:1412
- Measurement SW: DASY52, Version 52.10 (2); SEMCAD X Version 14.6.12 (7470)

Body Back/LTE Band 41 50%RB Mid/Area Scan (11x11x1): Measurement grid: dx=10mm, dy=10mm
Maximum value of SAR (measured) = 0.0926 W/kg

Body Back/LTE Band 41 50%RB Mid/Zoom Scan (7x7x7)/Cube 0: Measurement grid: dx=5mm, dy=5mm, dz=5mm
Reference Value = 6.680 V/m; Power Drift = 0.02 dB
Peak SAR (extrapolated) = 0.159 W/kg
SAR(1 g) = 0.087 W/kg; SAR(10 g) = 0.051 W/kg
Maximum value of SAR (measured) = 0.0952 W/kg

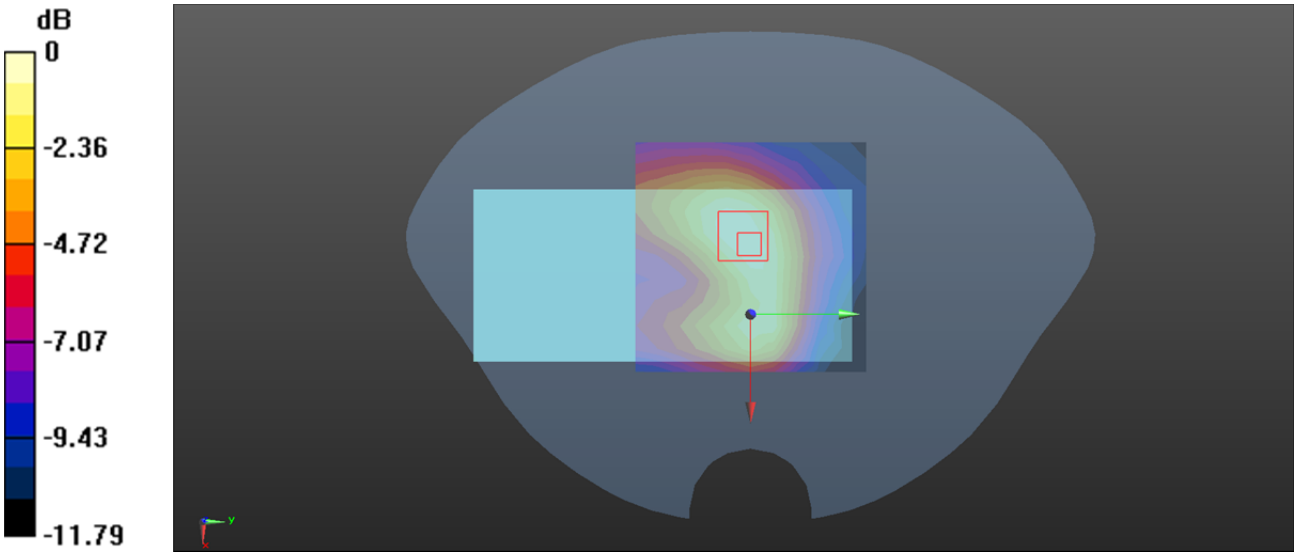

0 dB = 0.0952 W/kg = -10.21 dBW/kg

Plot: 174#

DUT: Mobile Phone; Type: X6853; Serial: 2CIM-1

Communication System: UID 0, Generic TDD-LTE (0); Frequency: 2595 MHz;Duty Cycle: 1:1.58
Medium parameters used: f = 2595 MHz; σ = 1.919 S/m; ε_r = 37.762; ρ = 1000 kg/m^3
Phantom section: Flat Section

DASY5 Configuration:

- Probe: ES3DV3 - SN3157; ConvF(4.52, 4.52, 4.52) @ 2595 MHz;
- Sensor-Surface: 3mm (Mechanical Surface Detection)
- Electronics: DAE4 Sn1493; Calibrated: 2023/3/17
- Phantom: Twin SAM; Type: Twin SAM V5.0; Serial: TP:1412
- Measurement SW: DASY52, Version 52.10 (2); SEMCAD X Version 14.6.12 (7470)

Body Left/LTE Band 41 1RB Mid/Area Scan (11x11x1): Measurement grid: dx=10mm, dy=10mm
Maximum value of SAR (measured) = 0.0386 W/kg

Body Left/LTE Band 41 1RB Mid/Zoom Scan (7x7x7)/Cube 0: Measurement grid: dx=5mm, dy=5mm, dz=5mm
Reference Value = 3.354 V/m; Power Drift = -0.04 dB
Peak SAR (extrapolated) = 0.0750 W/kg
SAR(1 g) = 0.036 W/kg; SAR(10 g) = 0.020 W/kg
Maximum value of SAR (measured) = 0.0392 W/kg

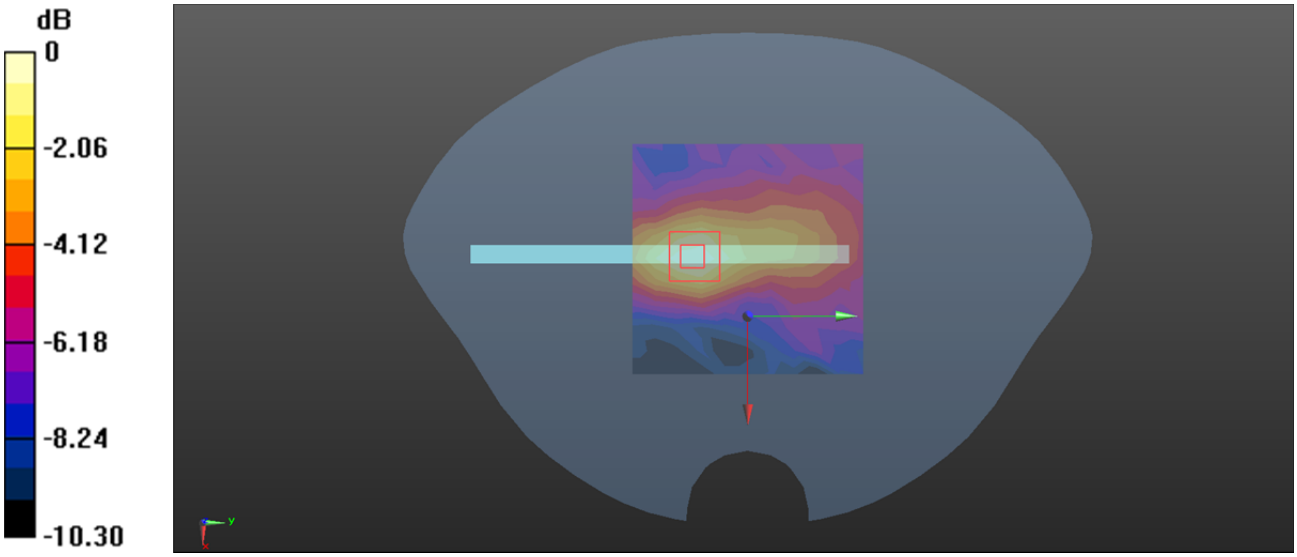

0 dB = 0.0392 W/kg = -14.07 dBW/kg

Plot: 175#

DUT: Mobile Phone; Type: X6853; Serial: 2CIM-1

Communication System: UID 0, Generic TDD-LTE (0); Frequency: 2595 MHz;Duty Cycle: 1:1.58
Medium parameters used: f = 2595 MHz; σ = 1.919 S/m; ε_r = 37.762; ρ = 1000 kg/m^3
Phantom section: Flat Section

DASY5 Configuration:

- Probe: ES3DV3 - SN3157; ConvF(4.52, 4.52, 4.52) @ 2595 MHz;
- Sensor-Surface: 3mm (Mechanical Surface Detection)
- Electronics: DAE4 Sn1493; Calibrated: 2023/3/17
- Phantom: Twin SAM; Type: Twin SAM V5.0; Serial: TP:1412
- Measurement SW: DASY52, Version 52.10 (2); SEMCAD X Version 14.6.12 (7470)

Body Left/LTE Band 41 50%RB Mid/Area Scan (11x11x1): Measurement grid: dx=10mm, dy=10mm
Maximum value of SAR (measured) = 0.0304 W/kg

Body Left/LTE Band 41 50%RB Mid/Zoom Scan (7x7x7)/Cube 0: Measurement grid: dx=5mm, dy=5mm, dz=5mm
Reference Value = 3.270 V/m; Power Drift = 0.14 dB
Peak SAR (extrapolated) = 0.0470 W/kg
SAR(1 g) = 0.027 W/kg; SAR(10 g) = 0.014 W/kg
Maximum value of SAR (measured) = 0.0302 W/kg

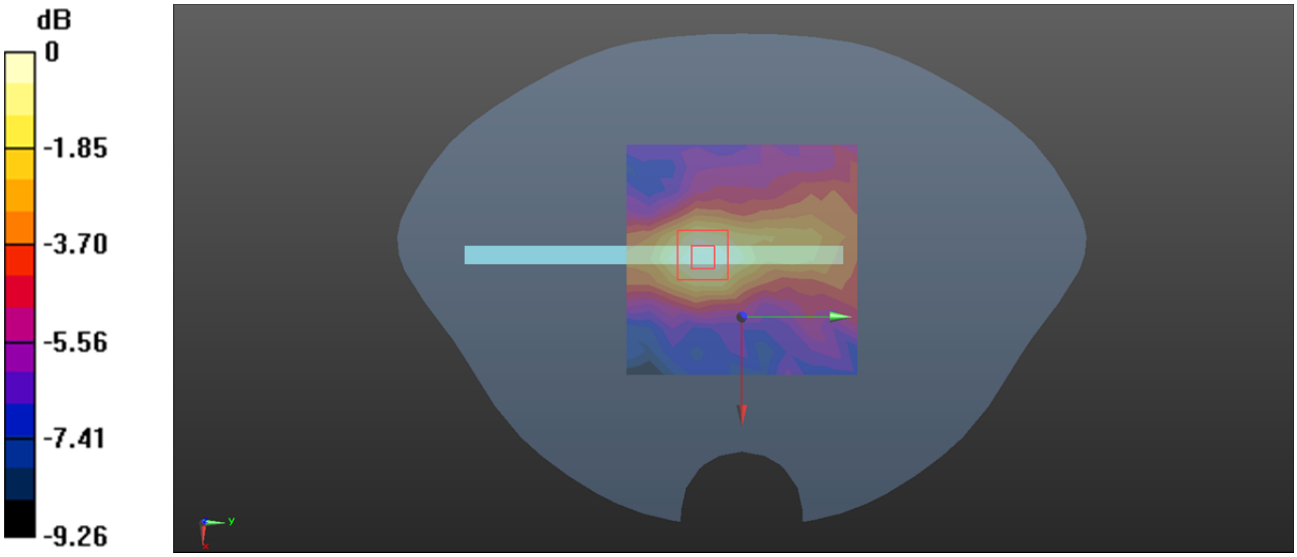

0 dB = 0.0302 W/kg = -15.20 dBW/kg

Plot: 176#

DUT: Mobile Phone; Type: X6853; Serial: 2CIM-1

Communication System: UID 0, Generic TDD-LTE (0); Frequency: 2595 MHz;Duty Cycle: 1:1.58
Medium parameters used: f = 2595 MHz; σ = 1.919 S/m; ε_r = 37.762; ρ = 1000 kg/m^3
Phantom section: Flat Section

DASY5 Configuration:

- Probe: ES3DV3 - SN3157; ConvF(4.52, 4.52, 4.52) @ 2595 MHz;
- Sensor-Surface: 3mm (Mechanical Surface Detection)
- Electronics: DAE4 Sn1493; Calibrated: 2023/3/17
- Phantom: Twin SAM; Type: Twin SAM V5.0; Serial: TP:1412
- Measurement SW: DASY52, Version 52.10 (2); SEMCAD X Version 14.6.12 (7470)

Body Top/LTE Band 41 1RB Mid/Area Scan (11x11x1): Measurement grid: dx=10mm, dy=10mm
Maximum value of SAR (measured) = 0.192 W/kg

Body Top/LTE Band 41 1RB Mid/Zoom Scan (7x7x7)/Cube 0: Measurement grid: dx=5mm, dy=5mm, dz=5mm
Reference Value = 9.468 V/m; Power Drift = 0.09 dB
Peak SAR (extrapolated) = 0.358 W/kg
SAR(1 g) = 0.193 W/kg; SAR(10 g) = 0.102 W/kg
Maximum value of SAR (measured) = 0.213 W/kg

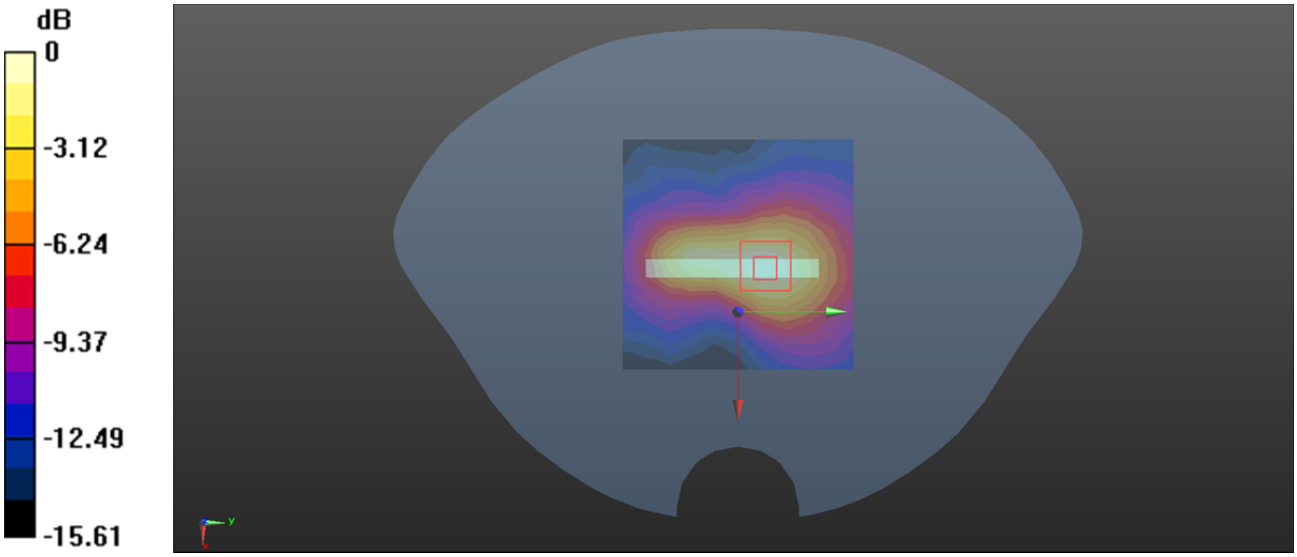

0 dB = 0.213 W/kg = -6.72 dBW/kg

Plot: 177#

DUT: Mobile Phone; Type: X6853; Serial: 2CIM-1

Communication System: UID 0, Generic TDD-LTE (0); Frequency: 2595 MHz;Duty Cycle: 1:1.58
Medium parameters used: f = 2595 MHz; σ = 1.919 S/m; ε_r = 37.762; ρ = 1000 kg/m^3
Phantom section: Flat Section

DASY5 Configuration:

- Probe: ES3DV3 - SN3157; ConvF(4.52, 4.52, 4.52) @ 2595 MHz;
- Sensor-Surface: 3mm (Mechanical Surface Detection)
- Electronics: DAE4 Sn1493; Calibrated: 2023/3/17
- Phantom: Twin SAM; Type: Twin SAM V5.0; Serial: TP:1412
- Measurement SW: DASY52, Version 52.10 (2); SEMCAD X Version 14.6.12 (7470)

Body Top/LTE Band 41 50%RB Mid/Area Scan (11x11x1): Measurement grid: dx=10mm, dy=10mm
Maximum value of SAR (measured) = 0.157 W/kg

Body Top/LTE Band 41 50%RB Mid/Zoom Scan (7x7x7)/Cube 0: Measurement grid: dx=5mm, dy=5mm, dz=5mm
Reference Value = 8.485 V/m; Power Drift = 0.20 dB
Peak SAR (extrapolated) = 0.306 W/kg
SAR(1 g) = 0.158 W/kg; SAR(10 g) = 0.084 W/kg
Maximum value of SAR (measured) = 0.173 W/kg

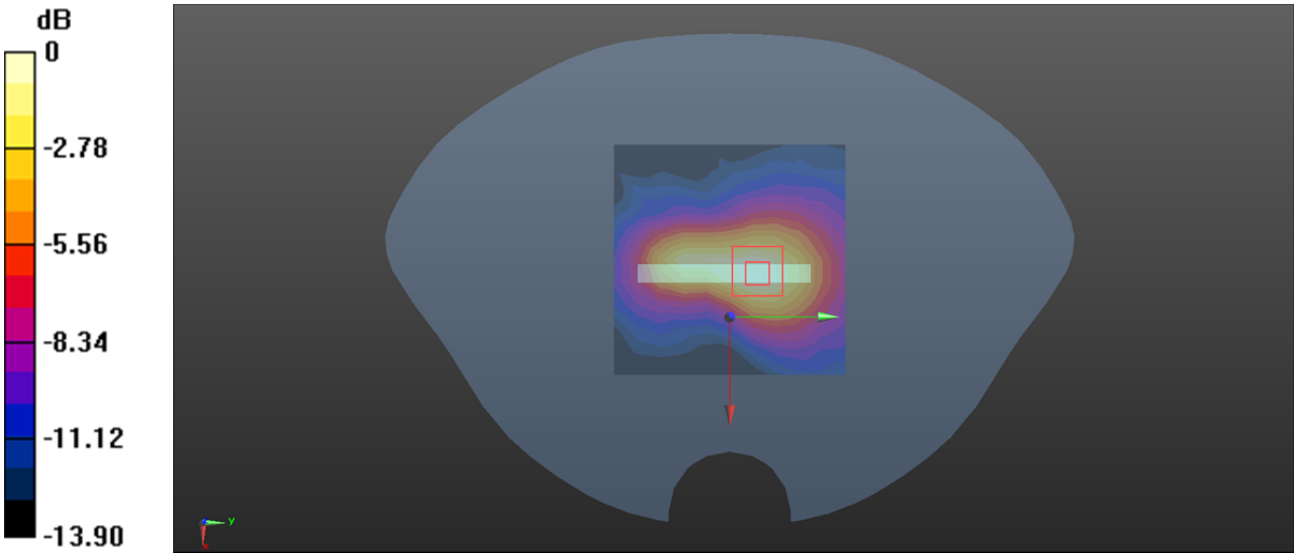

0 dB = 0.173 W/kg = -7.62 dBW/kg

Plot: 178#

DUT: Mobile Phone; Type: X6853; Serial: 2CIM-1

Communication System: UID 0, Generic FDD-LTE (0); Frequency: 1745 MHz;Duty Cycle: 1:1
Medium parameters used: f = 1745 MHz; σ = 1.419 S/m; ε_r = 39.075; ρ = 1000 kg/m^3
Phantom section: Left Section

DASY5 Configuration:

- Probe: ES3DV3 - SN3157; ConvF(5.38, 5.38, 5.38) @ 1745 MHz;
- Sensor-Surface: 3mm (Mechanical Surface Detection)
- Electronics: DAE4 Sn1493; Calibrated: 2023/3/17
- Phantom: Twin SAM; Type: Twin SAM V5.0; Serial: TP:1412
- Measurement SW: DASY52, Version 52.10 (2); SEMCAD X Version 14.6.12 (7470)

Head Left Cheek/LTE Band 66 1RB Mid/Area Scan (8x10x1): Measurement grid: dx=15mm, dy=15mm
Maximum value of SAR (measured) = 0.485 W/kg

Head Left Cheek/LTE Band 66 1RB Mid/Zoom Scan (5x5x7)/Cube 0: Measurement grid: dx=8mm, dy=8mm, dz=5mm
Reference Value = 19.19 V/m; Power Drift = -0.06 dB
Peak SAR (extrapolated) = 0.771 W/kg
SAR(1 g) = 0.482 W/kg; SAR(10 g) = 0.297 W/kg
Maximum value of SAR (measured) = 0.526 W/kg



0 dB = 0.526 W/kg = -2.79 dBW/kg

Plot: 179#

DUT: Mobile Phone; Type: X6853; Serial: 2CIM-1

Communication System: UID 0, Generic FDD-LTE (0); Frequency: 1745 MHz;Duty Cycle: 1:1
Medium parameters used: f = 1745 MHz; σ = 1.419 S/m; ε_r = 39.075; ρ = 1000 kg/m^3
Phantom section: Left Section

DASY5 Configuration:

- Probe: ES3DV3 - SN3157; ConvF(5.38, 5.38, 5.38) @ 1745 MHz;
- Sensor-Surface: 3mm (Mechanical Surface Detection)
- Electronics: DAE4 Sn1493; Calibrated: 2023/3/17
- Phantom: Twin SAM; Type: Twin SAM V5.0; Serial: TP:1412
- Measurement SW: DASY52, Version 52.10 (2); SEMCAD X Version 14.6.12 (7470)

Head Left Cheek/LTE Band 66 50%RB Mid/Area Scan (8x10x1): Measurement grid: dx=15mm, dy=15mm
Maximum value of SAR (measured) = 0.391 W/kg

Head Left Cheek/LTE Band 66 50%RB Mid/Zoom Scan (5x5x7)/Cube 0: Measurement grid: dx=8mm, dy=8mm, dz=5mm
Reference Value = 17.22 V/m; Power Drift = 0.00 dB
Peak SAR (extrapolated) = 0.627 W/kg
SAR(1 g) = 0.389 W/kg; SAR(10 g) = 0.239 W/kg
Maximum value of SAR (measured) = 0.422 W/kg



0 dB = 0.422 W/kg = -3.75 dBW/kg

Plot: 180#

DUT: Mobile Phone; Type: X6853; Serial: 2CIM-1

Communication System: UID 0, Generic FDD-LTE (0); Frequency: 1745 MHz;Duty Cycle: 1:1
Medium parameters used: f = 1745 MHz; σ = 1.419 S/m; ε_r = 39.075; ρ = 1000 kg/m^3
Phantom section: Left Section

DASY5 Configuration:

- Probe: ES3DV3 - SN3157; ConvF(5.38, 5.38, 5.38) @ 1745 MHz;
- Sensor-Surface: 3mm (Mechanical Surface Detection)
- Electronics: DAE4 Sn1493; Calibrated: 2023/3/17
- Phantom: Twin SAM; Type: Twin SAM V5.0; Serial: TP:1412
- Measurement SW: DASY52, Version 52.10 (2); SEMCAD X Version 14.6.12 (7470)

Head Left Tilt/LTE Band 66 1RB Mid/Area Scan (8x10x1): Measurement grid: dx=15mm, dy=15mm
Maximum value of SAR (measured) = 0.617 W/kg

Head Left Tilt/LTE Band 66 1RB Mid/Zoom Scan (5x5x7)/Cube 0: Measurement grid: dx=8mm, dy=8mm, dz=5mm
Reference Value = 21.20 V/m; Power Drift = -0.03 dB
Peak SAR (extrapolated) = 0.984 W/kg
SAR(1 g) = 0.589 W/kg; SAR(10 g) = 0.346 W/kg
Maximum value of SAR (measured) = 0.651 W/kg

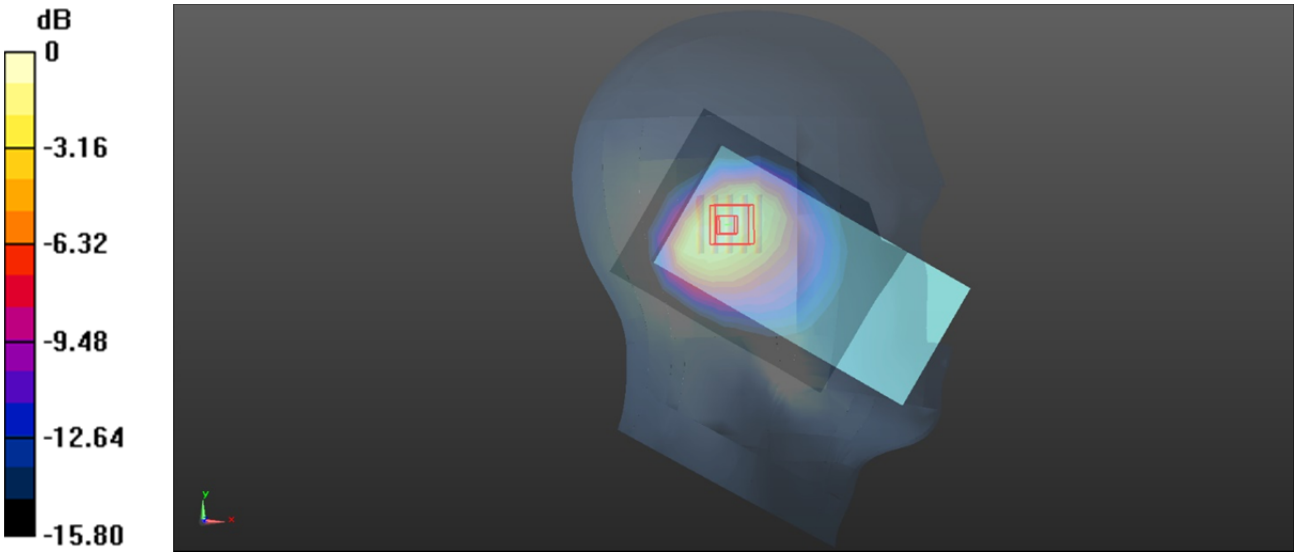

0 dB = 0.651 W/kg = -1.86 dBW/kg

Plot: 181#

DUT: Mobile Phone; Type: X6853; Serial: 2CIM-1

Communication System: UID 0, Generic FDD-LTE (0); Frequency: 1745 MHz;Duty Cycle: 1:1
Medium parameters used: f = 1745 MHz; σ = 1.419 S/m; ε_r = 39.075; ρ = 1000 kg/m^3
Phantom section: Left Section

DASY5 Configuration:

- Probe: ES3DV3 - SN3157; ConvF(5.38, 5.38, 5.38) @ 1745 MHz;
- Sensor-Surface: 3mm (Mechanical Surface Detection)
- Electronics: DAE4 Sn1493; Calibrated: 2023/3/17
- Phantom: Twin SAM; Type: Twin SAM V5.0; Serial: TP:1412
- Measurement SW: DASY52, Version 52.10 (2); SEMCAD X Version 14.6.12 (7470)

Head Left Tilt/LTE Band 66 50%RB Mid/Area Scan (8x10x1): Measurement grid: dx=15mm, dy=15mm
Maximum value of SAR (measured) = 0.502 W/kg

Head Left Tilt/LTE Band 66 50%RB Mid/Zoom Scan (5x5x7)/Cube 0: Measurement grid: dx=8mm, dy=8mm, dz=5mm
Reference Value = 19.24 V/m; Power Drift = 0.08 dB
Peak SAR (extrapolated) = 0.806 W/kg
SAR(1 g) = 0.481 W/kg; SAR(10 g) = 0.281 W/kg
Maximum value of SAR (measured) = 0.530 W/kg



0 dB = 0.530 W/kg = -2.76 dBW/kg

Plot: 182#

DUT: Mobile Phone; Type: X6853; Serial: 2CIM-1

Communication System: UID 0, Generic FDD-LTE (0); Frequency: 1745 MHz;Duty Cycle: 1:1
Medium parameters used: f = 1745 MHz; σ = 1.419 S/m; ε_r = 39.075; ρ = 1000 kg/m^3
Phantom section: Right Section

DASY5 Configuration:

- Probe: ES3DV3 - SN3157; ConvF(5.38, 5.38, 5.38) @ 1745 MHz;
- Sensor-Surface: 3mm (Mechanical Surface Detection)
- Electronics: DAE4 Sn1493; Calibrated: 2023/3/17
- Phantom: Twin SAM; Type: Twin SAM V5.0; Serial: TP:1412
- Measurement SW: DASY52, Version 52.10 (2); SEMCAD X Version 14.6.12 (7470)

Head Right Cheek/LTE Band 66 1RB Mid/Area Scan (8x10x1): Measurement grid: dx=15mm, dy=15mm
Maximum value of SAR (measured) = 0.709 W/kg

Head Right Cheek/LTE Band 66 1RB Mid/Zoom Scan (5x5x7)/Cube 0: Measurement grid: dx=8mm, dy=8mm, dz=5mm
Reference Value = 17.36 V/m; Power Drift = -0.13 dB
Peak SAR (extrapolated) = 1.50 W/kg
SAR(1 g) = 0.745 W/kg; SAR(10 g) = 0.406 W/kg
Maximum value of SAR (measured) = 0.841 W/kg

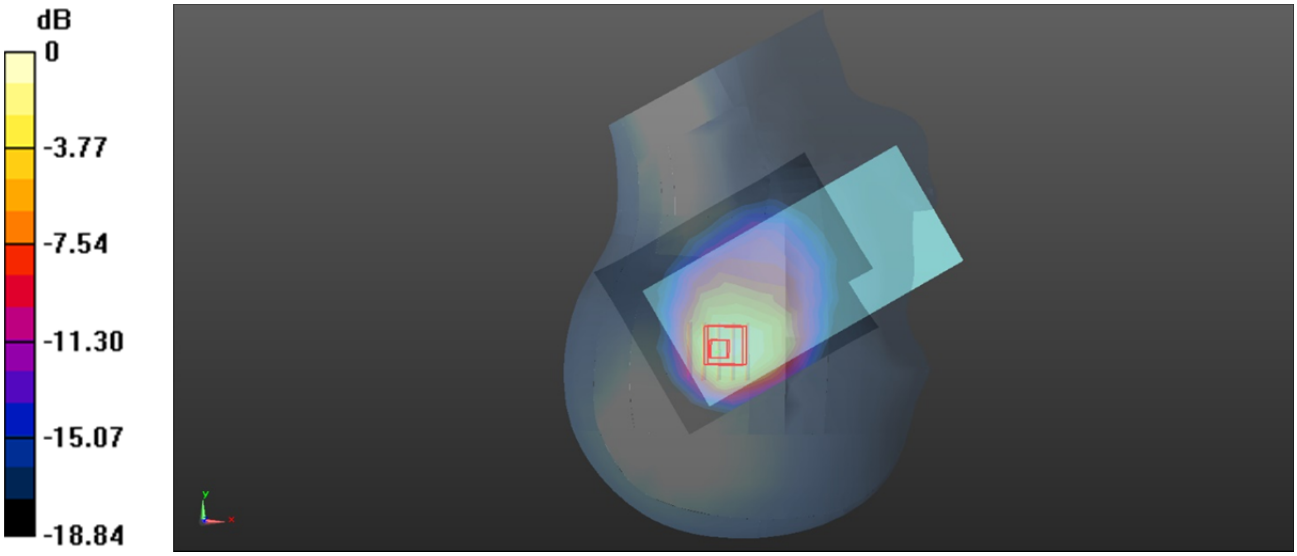

0 dB = 0.841 W/kg = -0.75 dBW/kg

Plot: 183#

DUT: Mobile Phone; Type: X6853; Serial: 2CIM-1

Communication System: UID 0, Generic FDD-LTE (0); Frequency: 1745 MHz;Duty Cycle: 1:1
Medium parameters used: f = 1745 MHz; σ = 1.419 S/m; ε_r = 39.075; ρ = 1000 kg/m^3
Phantom section: Right Section

DASY5 Configuration:

- Probe: ES3DV3 - SN3157; ConvF(5.38, 5.38, 5.38) @ 1745 MHz;
- Sensor-Surface: 3mm (Mechanical Surface Detection)
- Electronics: DAE4 Sn1493; Calibrated: 2023/3/17
- Phantom: Twin SAM; Type: Twin SAM V5.0; Serial: TP:1412
- Measurement SW: DASY52, Version 52.10 (2); SEMCAD X Version 14.6.12 (7470)

Head Right Cheek/LTE Band 66 50%RB Mid/Area Scan (8x10x1): Measurement grid: dx=15mm, dy=15mm
Maximum value of SAR (measured) = 0.560 W/kg

Head Right Cheek/LTE Band 66 50%RB Mid/Zoom Scan (5x5x7)/Cube 0: Measurement grid: dx=8mm, dy=8mm, dz=5mm
Reference Value = 16.47 V/m; Power Drift = -0.03 dB
Peak SAR (extrapolated) = 1.23 W/kg
SAR(1 g) = 0.600 W/kg; SAR(10 g) = 0.329 W/kg
Maximum value of SAR (measured) = 0.678 W/kg



0 dB = 0.678 W/kg = -1.69 dBW/kg

Plot: 184#

DUT: Mobile Phone; Type: X6853; Serial: 2CIM-1

Communication System: UID 0, Generic FDD-LTE (0); Frequency: 1745 MHz;Duty Cycle: 1:1
Medium parameters used: f = 1745 MHz; σ = 1.419 S/m; ε_r = 39.075; ρ = 1000 kg/m^3
Phantom section: Right Section

DASY5 Configuration:

- Probe: ES3DV3 - SN3157; ConvF(5.38, 5.38, 5.38) @ 1745 MHz;
- Sensor-Surface: 3mm (Mechanical Surface Detection)
- Electronics: DAE4 Sn1493; Calibrated: 2023/3/17
- Phantom: Twin SAM; Type: Twin SAM V5.0; Serial: TP:1412
- Measurement SW: DASY52, Version 52.10 (2); SEMCAD X Version 14.6.12 (7470)

Head Right Tilt/LTE Band 66 1RB Mid/Area Scan (8x10x1): Measurement grid: dx=15mm, dy=15mm
Maximum value of SAR (measured) = 0.626 W/kg

Head Right Tilt/LTE Band 66 1RB Mid/Zoom Scan (5x5x7)/Cube 0: Measurement grid: dx=8mm, dy=8mm, dz=5mm
Reference Value = 20.33 V/m; Power Drift = 0.02 dB
Peak SAR (extrapolated) = 1.48 W/kg
SAR(1 g) = 0.723 W/kg; SAR(10 g) = 0.356 W/kg
Maximum value of SAR (measured) = 0.858 W/kg

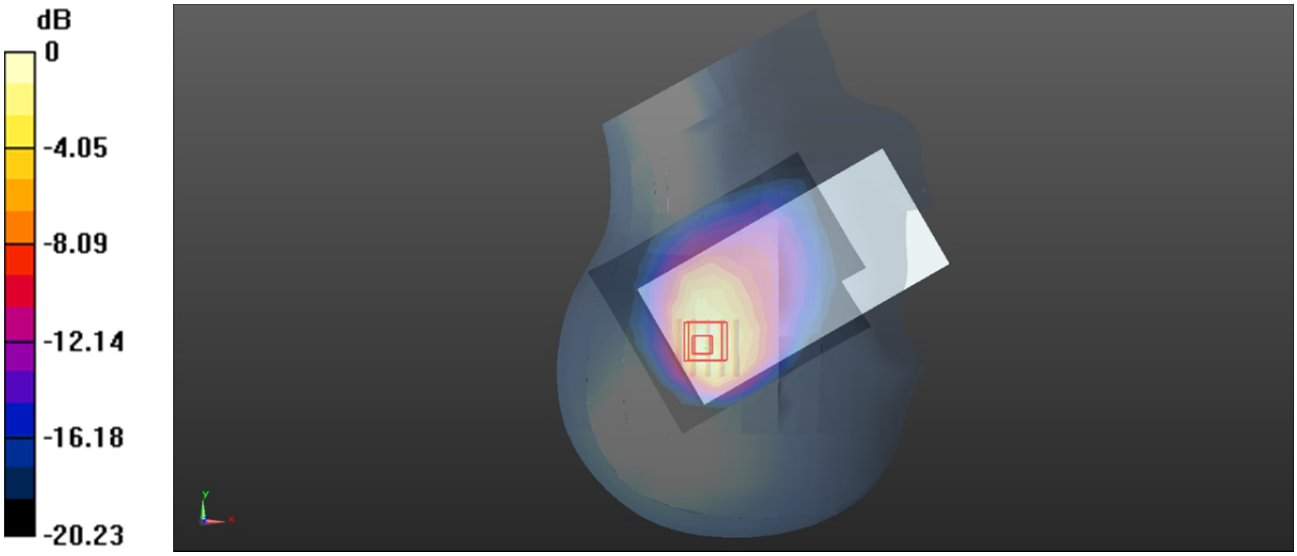

0 dB = 0.858 W/kg = -0.67 dBW/kg

Plot: 185#

DUT: Mobile Phone; Type: X6853; Serial: 2CIM-1

Communication System: UID 0, Generic FDD-LTE (0); Frequency: 1745 MHz;Duty Cycle: 1:1
Medium parameters used: f = 1745 MHz; σ = 1.419 S/m; ε_r = 39.075; ρ = 1000 kg/m^3
Phantom section: Right Section

DASY5 Configuration:

- Probe: ES3DV3 - SN3157; ConvF(5.38, 5.38, 5.38) @ 1745 MHz;
- Sensor-Surface: 3mm (Mechanical Surface Detection)
- Electronics: DAE4 Sn1493; Calibrated: 2023/3/17
- Phantom: Twin SAM; Type: Twin SAM V5.0; Serial: TP:1412
- Measurement SW: DASY52, Version 52.10 (2); SEMCAD X Version 14.6.12 (7470)

Head Right Tilt/LTE Band 66 50%RB Mid/Area Scan (8x10x1): Measurement grid: dx=15mm, dy=15mm
Maximum value of SAR (measured) = 0.567 W/kg

Head Right Tilt/LTE Band 66 50%RB Mid/Zoom Scan (5x5x7)/Cube 0: Measurement grid: dx=8mm, dy=8mm, dz=5mm
Reference Value = 18.68 V/m; Power Drift = 0.13 dB
Peak SAR (extrapolated) = 1.25 W/kg
SAR(1 g) = 0.609 W/kg; SAR(10 g) = 0.303 W/kg
Maximum value of SAR (measured) = 0.711 W/kg

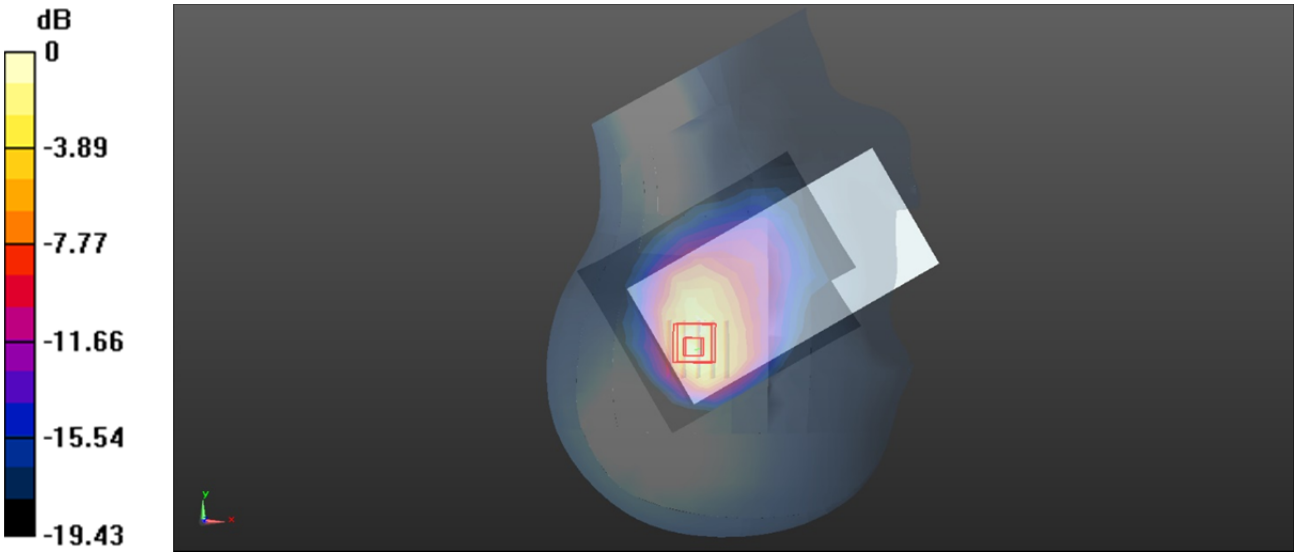

0 dB = 0.711 W/kg = -1.48 dBW/kg

Plot: 186#

DUT: Mobile Phone; Type: X6853; Serial: 2CIM-1

Communication System: UID 0, Generic FDD-LTE (0); Frequency: 1745 MHz;Duty Cycle: 1:1
Medium parameters used: f = 1745 MHz; σ = 1.419 S/m; ε_r = 39.075; ρ = 1000 kg/m^3
Phantom section: Flat Section

DASY5 Configuration:

- Probe: ES3DV3 - SN3157; ConvF(5.38, 5.38, 5.38) @ 1745 MHz;
- Sensor-Surface: 3mm (Mechanical Surface Detection)
- Electronics: DAE4 Sn1493; Calibrated: 2023/3/17
- Phantom: Twin SAM; Type: Twin SAM V5.0; Serial: TP:1412
- Measurement SW: DASY52, Version 52.10 (2); SEMCAD X Version 14.6.12 (7470)

Body Front/LTE Band 66 1RB Mid/Area Scan (8x10x1): Measurement grid: dx=15mm, dy=15mm
Maximum value of SAR (measured) = 0.137 W/kg

Body Front/LTE Band 66 1RB Mid/Zoom Scan (5x5x7)/Cube 0: Measurement grid: dx=8mm, dy=8mm, dz=5mm
Reference Value = 8.850 V/m; Power Drift = 0.02 dB
Peak SAR (extrapolated) = 0.212 W/kg
SAR(1 g) = 0.132 W/kg; SAR(10 g) = 0.086 W/kg
Maximum value of SAR (measured) = 0.139 W/kg

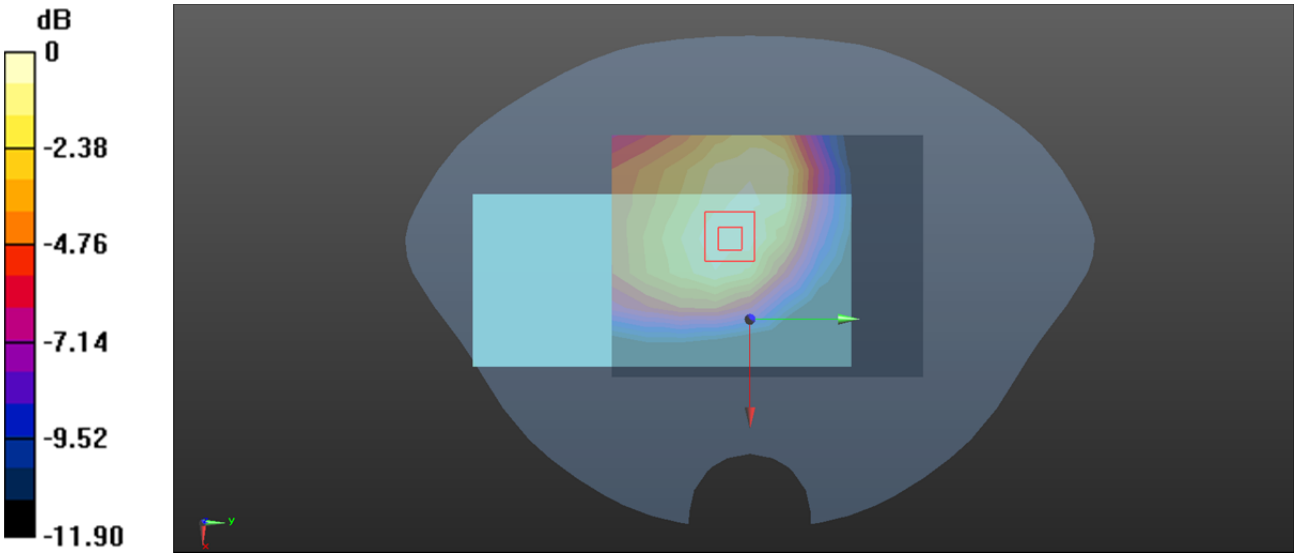

0 dB = 0.139 W/kg = -8.57 dBW/kg

Plot: 187#

DUT: Mobile Phone; Type: X6853; Serial: 2CIM-1

Communication System: UID 0, Generic FDD-LTE (0); Frequency: 1745 MHz;Duty Cycle: 1:1
Medium parameters used: f = 1745 MHz; σ = 1.419 S/m; ε_r = 39.075; ρ = 1000 kg/m^3
Phantom section: Flat Section

DASY5 Configuration:

- Probe: ES3DV3 - SN3157; ConvF(5.38, 5.38, 5.38) @ 1745 MHz;
- Sensor-Surface: 3mm (Mechanical Surface Detection)
- Electronics: DAE4 Sn1493; Calibrated: 2023/3/17
- Phantom: Twin SAM; Type: Twin SAM V5.0; Serial: TP:1412
- Measurement SW: DASY52, Version 52.10 (2); SEMCAD X Version 14.6.12 (7470)

Body Front/LTE Band 66 50%RB Mid/Area Scan (8x10x1): Measurement grid: dx=15mm, dy=15mm
Maximum value of SAR (measured) = 0.110 W/kg

Body Front/LTE Band 66 50%RB Mid/Zoom Scan (5x5x7)/Cube 0: Measurement grid: dx=8mm, dy=8mm, dz=5mm
Reference Value = 7.918 V/m; Power Drift = -0.03 dB
Peak SAR (extrapolated) = 0.168 W/kg
SAR(1 g) = 0.107 W/kg; SAR(10 g) = 0.070 W/kg
Maximum value of SAR (measured) = 0.113 W/kg

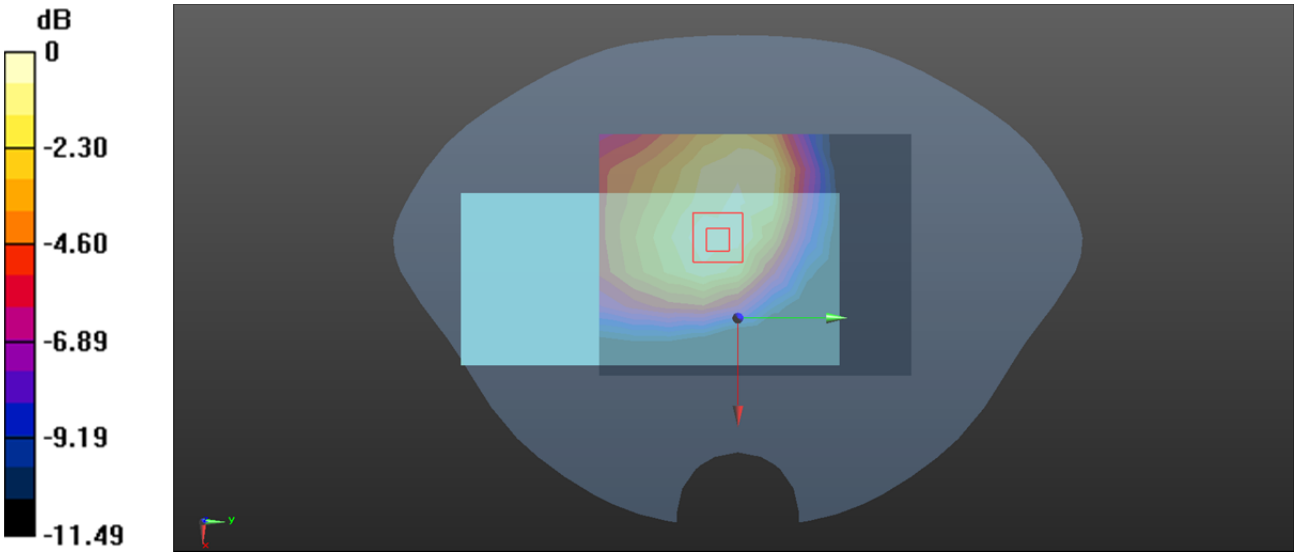

0 dB = 0.113 W/kg = -9.47 dBW/kg

Plot: 188#

DUT: Mobile Phone; Type: X6853; Serial: 2CIM-1

Communication System: UID 0, Generic FDD-LTE (0); Frequency: 1745 MHz;Duty Cycle: 1:1
Medium parameters used: f = 1745 MHz; σ = 1.419 S/m; ε_r = 39.075; ρ = 1000 kg/m^3
Phantom section: Flat Section

DASY5 Configuration:

- Probe: ES3DV3 - SN3157; ConvF(5.38, 5.38, 5.38) @ 1745 MHz;
- Sensor-Surface: 3mm (Mechanical Surface Detection)
- Electronics: DAE4 Sn1493; Calibrated: 2023/3/17
- Phantom: Twin SAM; Type: Twin SAM V5.0; Serial: TP:1412
- Measurement SW: DASY52, Version 52.10 (2); SEMCAD X Version 14.6.12 (7470)

Body Back/LTE Band 66 1RB Mid/Area Scan (8x10x1): Measurement grid: dx=15mm, dy=15mm
Maximum value of SAR (measured) = 0.147 W/kg

Body Back/LTE Band 66 1RB Mid/Zoom Scan (5x5x7)/Cube 0: Measurement grid: dx=8mm, dy=8mm, dz=5mm
Reference Value = 10.43 V/m; Power Drift = 0.00 dB
Peak SAR (extrapolated) = 0.213 W/kg
SAR(1 g) = 0.143 W/kg; SAR(10 g) = 0.093 W/kg
Maximum value of SAR (measured) = 0.153 W/kg

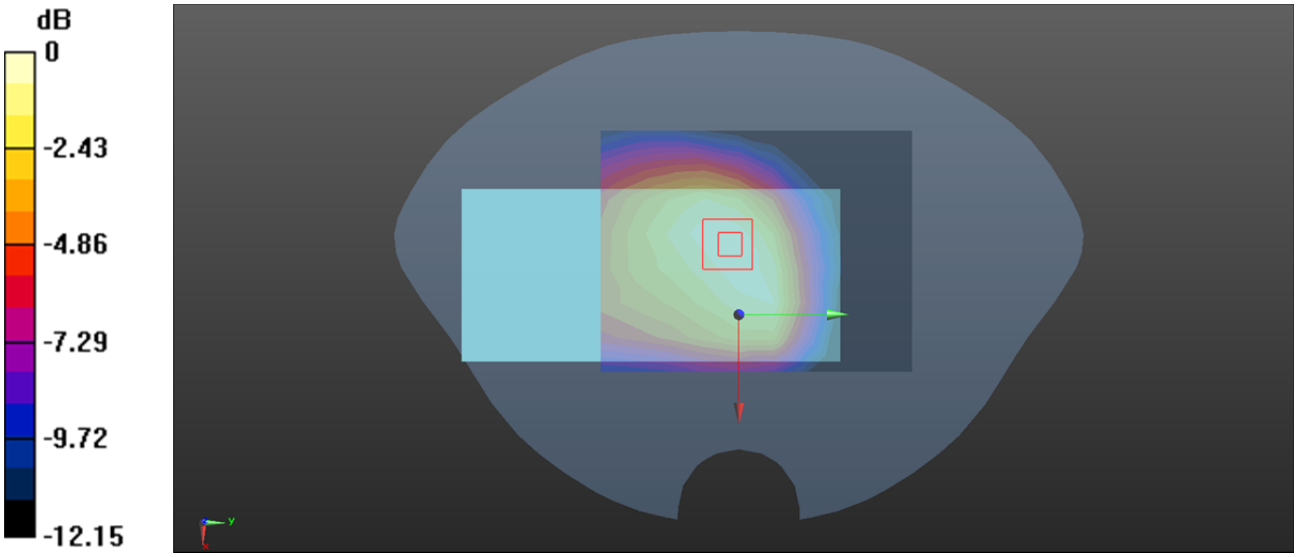

0 dB = 0.153 W/kg = -8.15 dBW/kg

Plot: 189#

DUT: Mobile Phone; Type: X6853; Serial: 2CIM-1

Communication System: UID 0, Generic FDD-LTE (0); Frequency: 1745 MHz;Duty Cycle: 1:1
Medium parameters used: f = 1745 MHz; σ = 1.419 S/m; ε_r = 39.075; ρ = 1000 kg/m^3
Phantom section: Flat Section

DASY5 Configuration:

- Probe: ES3DV3 - SN3157; ConvF(5.38, 5.38, 5.38) @ 1745 MHz;
- Sensor-Surface: 3mm (Mechanical Surface Detection)
- Electronics: DAE4 Sn1493; Calibrated: 2023/3/17
- Phantom: Twin SAM; Type: Twin SAM V5.0; Serial: TP:1412
- Measurement SW: DASY52, Version 52.10 (2); SEMCAD X Version 14.6.12 (7470)

Body Back/LTE Band 66 50%RB Mid/Area Scan (8x10x1): Measurement grid: dx=15mm, dy=15mm
Maximum value of SAR (measured) = 0.119 W/kg

Body Back/LTE Band 66 50%RB Mid/Zoom Scan (5x5x7)/Cube 0: Measurement grid: dx=8mm, dy=8mm, dz=5mm
Reference Value = 9.293 V/m; Power Drift = -0.11 dB
Peak SAR (extrapolated) = 0.176 W/kg
SAR(1 g) = 0.115 W/kg; SAR(10 g) = 0.075 W/kg
Maximum value of SAR (measured) = 0.123 W/kg

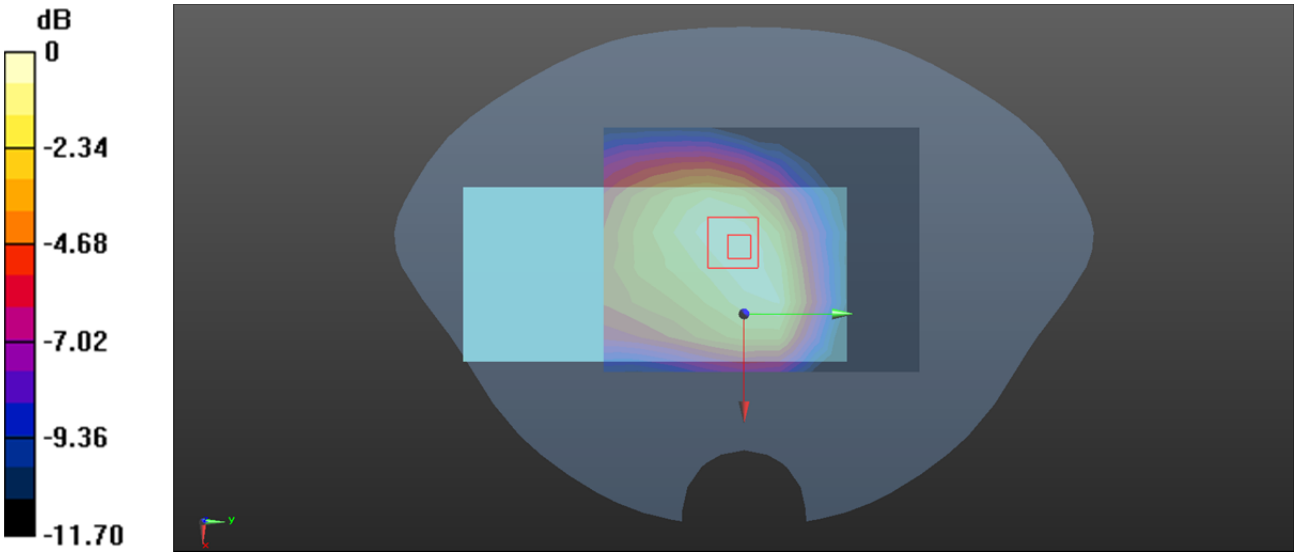

0 dB = 0.123 W/kg = -9.10 dBW/kg

Plot: 190#

DUT: Mobile Phone; Type: X6853; Serial: 2CIM-1

Communication System: UID 0, Generic FDD-LTE (0); Frequency: 1745 MHz;Duty Cycle: 1:1
Medium parameters used: f = 1745 MHz; σ = 1.419 S/m; ε_r = 39.075; ρ = 1000 kg/m^3
Phantom section: Flat Section

DASY5 Configuration:

- Probe: ES3DV3 - SN3157; ConvF(5.38, 5.38, 5.38) @ 1745 MHz;
- Sensor-Surface: 3mm (Mechanical Surface Detection)
- Electronics: DAE4 Sn1493; Calibrated: 2023/3/17
- Phantom: Twin SAM; Type: Twin SAM V5.0; Serial: TP:1412
- Measurement SW: DASY52, Version 52.10 (2); SEMCAD X Version 14.6.12 (7470)

Body Left/LTE Band 66 1RB Mid/Area Scan (8x10x1): Measurement grid: dx=15mm, dy=15mm
Maximum value of SAR (measured) = 0.0676 W/kg

Body Left/LTE Band 66 1RB Mid/Zoom Scan (5x5x7)/Cube 0: Measurement grid: dx=8mm, dy=8mm, dz=5mm
Reference Value = 6.797 V/m; Power Drift = 0.05 dB
Peak SAR (extrapolated) = 0.110 W/kg
SAR(1 g) = 0.068 W/kg; SAR(10 g) = 0.042 W/kg
Maximum value of SAR (measured) = 0.0738 W/kg

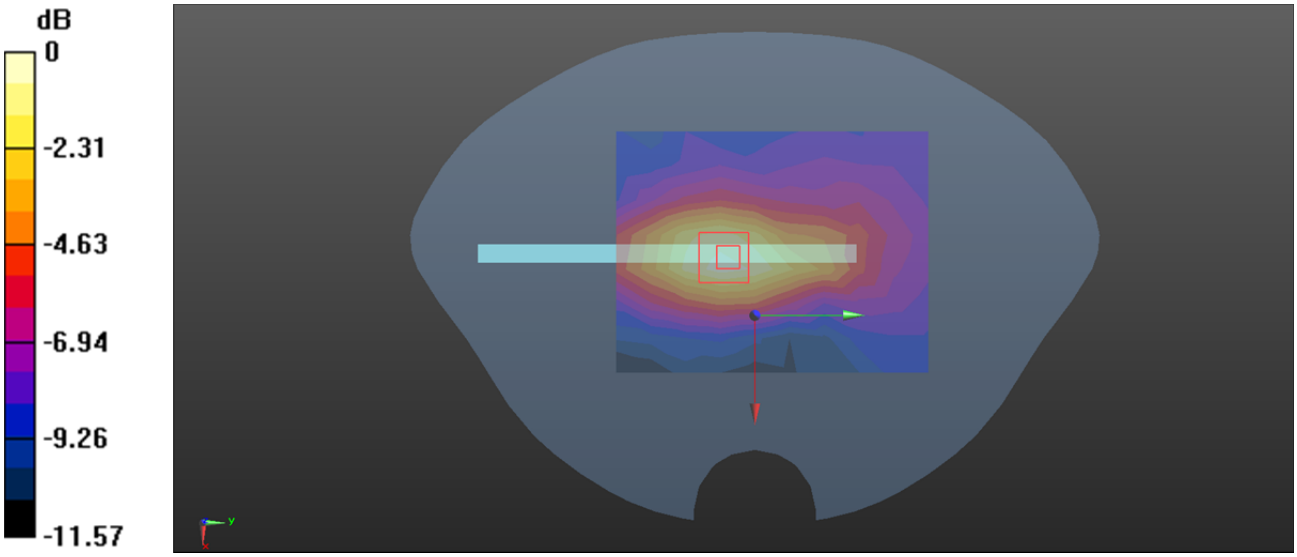

0 dB = 0.0738 W/kg = -11.32 dBW/kg

Plot: 191#

DUT: Mobile Phone; Type: X6853; Serial: 2CIM-1

Communication System: UID 0, Generic FDD-LTE (0); Frequency: 1745 MHz;Duty Cycle: 1:1
Medium parameters used: f = 1745 MHz; σ = 1.419 S/m; ε_r = 39.075; ρ = 1000 kg/m^3
Phantom section: Flat Section

DASY5 Configuration:

- Probe: ES3DV3 - SN3157; ConvF(5.38, 5.38, 5.38) @ 1745 MHz;
- Sensor-Surface: 3mm (Mechanical Surface Detection)
- Electronics: DAE4 Sn1493; Calibrated: 2023/3/17
- Phantom: Twin SAM; Type: Twin SAM V5.0; Serial: TP:1412
- Measurement SW: DASY52, Version 52.10 (2); SEMCAD X Version 14.6.12 (7470)

Body Left/LTE Band 66 50%RB Mid/Area Scan (8x10x1): Measurement grid: dx=15mm, dy=15mm
Maximum value of SAR (measured) = 0.0556 W/kg

Body Left/LTE Band 66 50%RB Mid/Zoom Scan (5x5x7)/Cube 0: Measurement grid: dx=8mm, dy=8mm, dz=5mm
Reference Value = 6.088 V/m; Power Drift = 0.00 dB
Peak SAR (extrapolated) = 0.0930 W/kg
SAR(1 g) = 0.055 W/kg; SAR(10 g) = 0.034 W/kg
Maximum value of SAR (measured) = 0.0596 W/kg

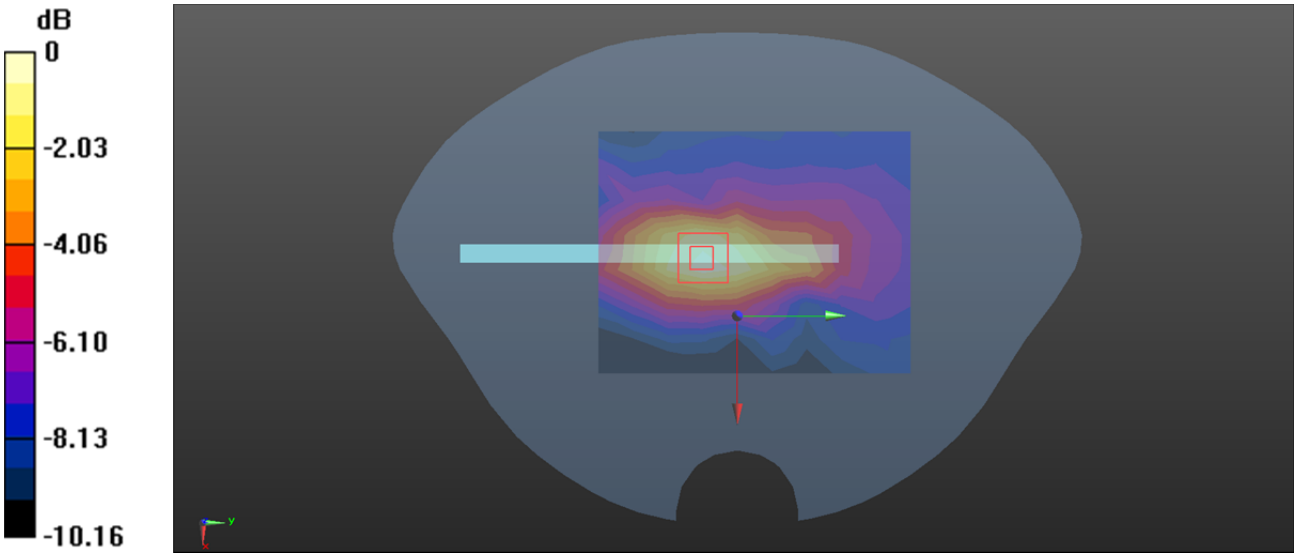

0 dB = 0.0596 W/kg = -12.25 dBW/kg

Plot: 192#

DUT: Mobile Phone; Type: X6853; Serial: 2CIM-1

Communication System: UID 0, Generic FDD-LTE (0); Frequency: 1745 MHz;Duty Cycle: 1:1
Medium parameters used: f = 1745 MHz; σ = 1.419 S/m; ε_r = 39.075; ρ = 1000 kg/m^3
Phantom section: Flat Section

DASY5 Configuration:

- Probe: ES3DV3 - SN3157; ConvF(5.38, 5.38, 5.38) @ 1745 MHz;
- Sensor-Surface: 3mm (Mechanical Surface Detection)
- Electronics: DAE4 Sn1493; Calibrated: 2023/3/17
- Phantom: Twin SAM; Type: Twin SAM V5.0; Serial: TP:1412
- Measurement SW: DASY52, Version 52.10 (2); SEMCAD X Version 14.6.12 (7470)

Body Top/LTE Band 66 1RB Mid/Area Scan (8x10x1): Measurement grid: dx=15mm, dy=15mm
Maximum value of SAR (measured) = 0.185 W/kg

Body Top/LTE Band 66 1RB Mid/Zoom Scan (5x5x7)/Cube 0: Measurement grid: dx=8mm, dy=8mm, dz=5mm
Reference Value = 12.49 V/m; Power Drift = -0.05 dB
Peak SAR (extrapolated) = 0.347 W/kg
SAR(1 g) = 0.200 W/kg; SAR(10 g) = 0.114 W/kg
Maximum value of SAR (measured) = 0.217 W/kg

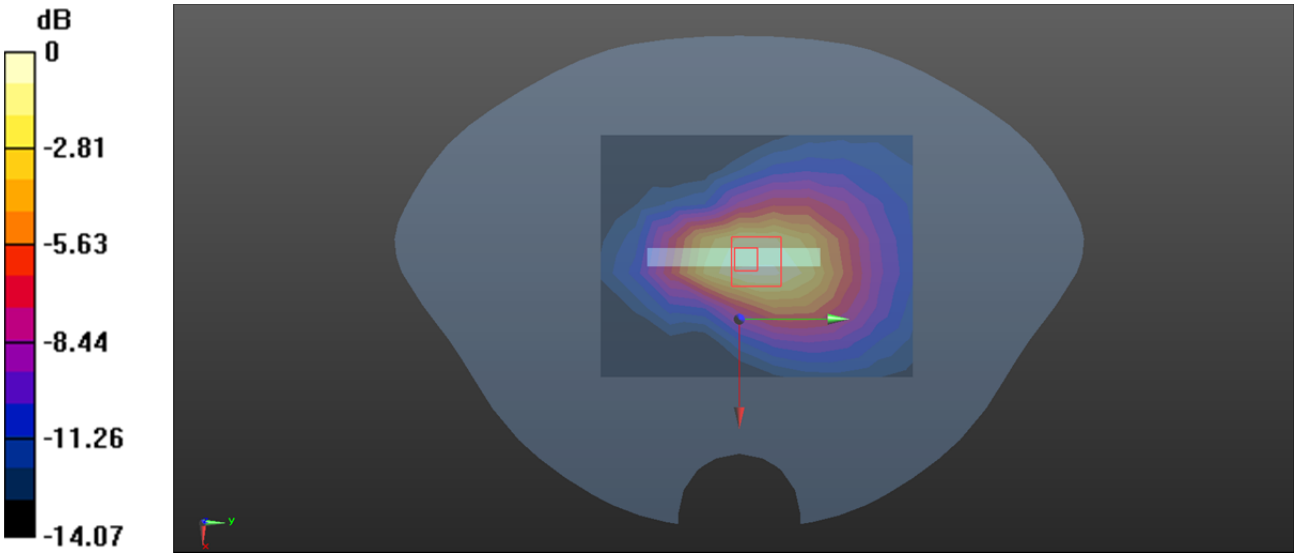

0 dB = 0.217 W/kg = -6.64 dBW/kg

Plot: 193#

DUT: Mobile Phone; Type: X6853; Serial: 2CIM-1

Communication System: UID 0, Generic FDD-LTE (0); Frequency: 1745 MHz;Duty Cycle: 1:1
Medium parameters used: f = 1745 MHz; σ = 1.419 S/m; ε_r = 39.075; ρ = 1000 kg/m^3
Phantom section: Flat Section

DASY5 Configuration:

- Probe: ES3DV3 - SN3157; ConvF(5.38, 5.38, 5.38) @ 1745 MHz;
- Sensor-Surface: 3mm (Mechanical Surface Detection)
- Electronics: DAE4 Sn1493; Calibrated: 2023/3/17
- Phantom: Twin SAM; Type: Twin SAM V5.0; Serial: TP:1412
- Measurement SW: DASY52, Version 52.10 (2); SEMCAD X Version 14.6.12 (7470)

Body Top/LTE Band 66 50%RB Mid/Area Scan (8x10x1): Measurement grid: dx=15mm, dy=15mm
Maximum value of SAR (measured) = 0.150 W/kg

Body Top/LTE Band 66 50%RB Mid/Zoom Scan (5x5x7)/Cube 0: Measurement grid: dx=8mm, dy=8mm, dz=5mm
Reference Value = 11.25 V/m; Power Drift = -0.08 dB
Peak SAR (extrapolated) = 0.285 W/kg
SAR(1 g) = 0.163 W/kg; SAR(10 g) = 0.094 W/kg
Maximum value of SAR (measured) = 0.178 W/kg

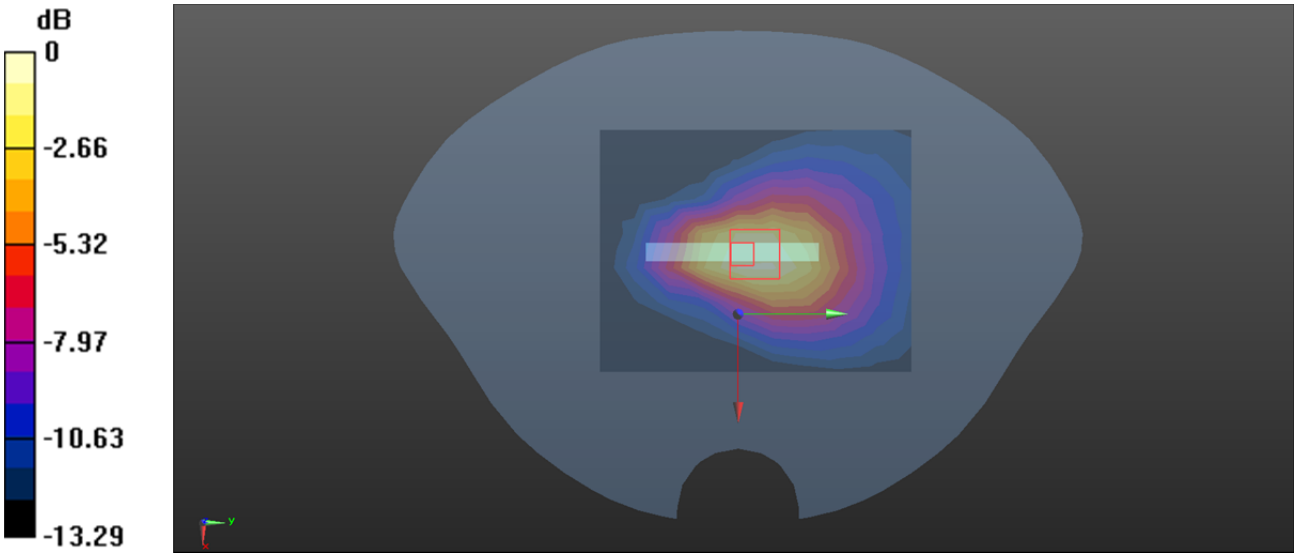

0 dB = 0.178 W/kg = -7.50 dBW/kg

Plot: 194#

DUT: Mobile Phone; Type: X6853; Serial: 2CIM-1

Communication System: UID 0, 2.4G WiFi (0); Frequency: 2472 MHz;Duty Cycle: 1:1
Medium parameters used: f = 2472 MHz; σ = 1.821 S/m; ε_r = 39.556; ρ = 1000 kg/m^3
Phantom section: Left Section

DASY5 Configuration:

- Probe: ES3DV3 - SN3157; ConvF(4.74, 4.74, 4.74) @ 2472 MHz;
- Sensor-Surface: 3mm (Mechanical Surface Detection)
- Electronics: DAE4 Sn1493; Calibrated: 2023/3/17
- Phantom: Twin SAM; Type: Twin SAM V5.0; Serial: TP:1412
- Measurement SW: DASY52, Version 52.10 (2); SEMCAD X Version 14.6.12 (7470)

Head Left Cheek/WLAN 802.11b High/Area Scan (11x11x1): Measurement grid: dx=10mm, dy=10mm
Maximum value of SAR (measured) = 0.133 W/kg

Head Left Cheek/WLAN 802.11b High/Zoom Scan (7x7x7)/Cube 0: Measurement grid: dx=5mm, dy=5mm, dz=5mm
Reference Value = 4.495 V/m; Power Drift = -0.08 dB
Peak SAR (extrapolated) = 0.416 W/kg
SAR(1 g) = 0.142 W/kg; SAR(10 g) = 0.062 W/kg
Maximum value of SAR (measured) = 0.155 W/kg



0 dB = 0.155 W/kg = -8.10 dBW/kg

Plot: 195#

DUT: Mobile Phone; Type: X6853; Serial: 2CIM-1

Communication System: UID 0, 2.4G WiFi (0); Frequency: 2472 MHz;Duty Cycle: 1:1
Medium parameters used: f = 2472 MHz; σ = 1.821 S/m; ε_r = 39.556; ρ = 1000 kg/m^3
Phantom section: Left Section

DASY5 Configuration:

- Probe: ES3DV3 - SN3157; ConvF(4.74, 4.74, 4.74) @ 2472 MHz;
- Sensor-Surface: 3mm (Mechanical Surface Detection)
- Electronics: DAE4 Sn1493; Calibrated: 2023/3/17
- Phantom: Twin SAM; Type: Twin SAM V5.0; Serial: TP:1412
- Measurement SW: DASY52, Version 52.10 (2); SEMCAD X Version 14.6.12 (7470)

Head Left Tilt/WLAN 802.11b High/Area Scan (11x11x1): Measurement grid: dx=10mm, dy=10mm
Maximum value of SAR (measured) = 0.159 W/kg

Head Left Tilt/WLAN 802.11b High/Zoom Scan (7x7x7)/Cube 0: Measurement grid: dx=5mm, dy=5mm, dz=5mm
Reference Value = 5.674 V/m; Power Drift = -0.14 dB
Peak SAR (extrapolated) = 0.481 W/kg
SAR(1 g) = 0.163 W/kg; SAR(10 g) = 0.068 W/kg
Maximum value of SAR (measured) = 0.185 W/kg



0 dB = 0.185 W/kg = -7.33 dBW/kg

Plot: 196#

DUT: Mobile Phone; Type: X6853; Serial: 2CIM-1

Communication System: UID 0, 2.4G WiFi (0); Frequency: 2472 MHz;Duty Cycle: 1:1
Medium parameters used: f = 2472 MHz; σ = 1.821 S/m; ε_r = 39.556; ρ = 1000 kg/m^3
Phantom section: Right Section

DASY5 Configuration:

- Probe: ES3DV3 - SN3157; ConvF(4.74, 4.74, 4.74) @ 2472 MHz;
- Sensor-Surface: 3mm (Mechanical Surface Detection)
- Electronics: DAE4 Sn1493; Calibrated: 2023/3/17
- Phantom: Twin SAM; Type: Twin SAM V5.0; Serial: TP:1412
- Measurement SW: DASY52, Version 52.10 (2); SEMCAD X Version 14.6.12 (7470)

Head Right Cheek/WLAN 802.11b High/Area Scan (11x11x1): Measurement grid: dx=10mm, dy=10mm
Maximum value of SAR (measured) = 0.125 W/kg

Head Right Cheek/WLAN 802.11b High/Zoom Scan (7x7x7)/Cube 0: Measurement grid: dx=5mm, dy=5mm, dz=5mm
Reference Value = 4.025 V/m; Power Drift = 0.01 dB
Peak SAR (extrapolated) = 0.337 W/kg
SAR(1 g) = 0.121 W/kg; SAR(10 g) = 0.052 W/kg
Maximum value of SAR (measured) = 0.137 W/kg

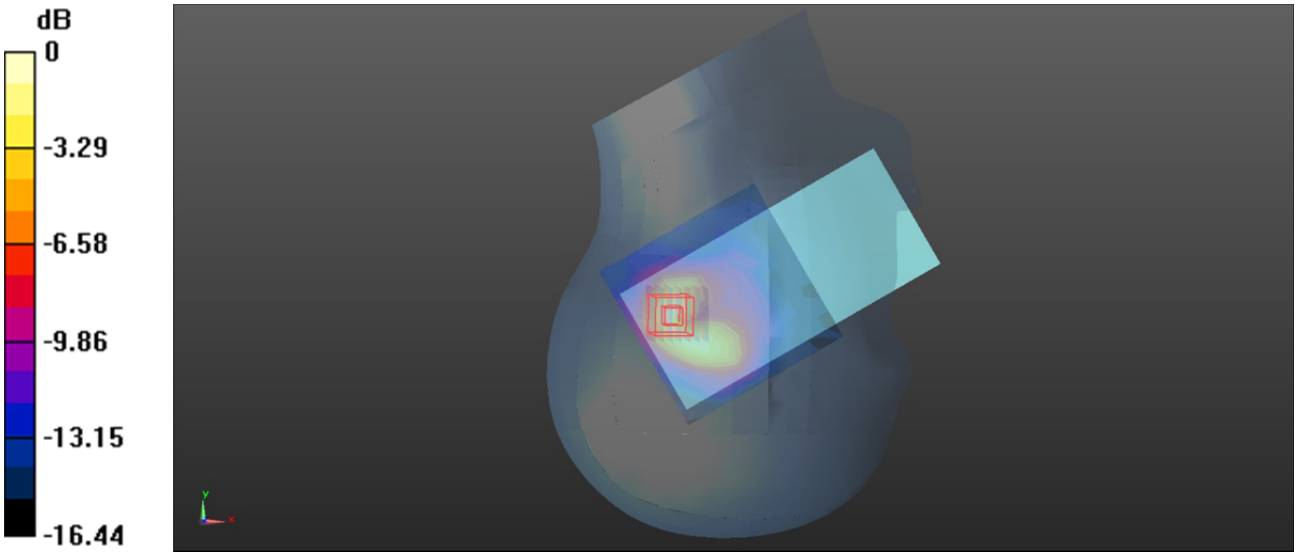

0 dB = 0.137 W/kg = -8.63 dBW/kg

Plot: 197#

DUT: Mobile Phone; Type: X6853; Serial: 2CIM-1

Communication System: UID 0, 2.4G WiFi (0); Frequency: 2472 MHz;Duty Cycle: 1:1
Medium parameters used: f = 2472 MHz; σ = 1.821 S/m; ε_r = 39.556; ρ = 1000 kg/m^3
Phantom section: Right Section

DASY5 Configuration:

- Probe: ES3DV3 - SN3157; ConvF(4.74, 4.74, 4.74) @ 2472 MHz;
- Sensor-Surface: 3mm (Mechanical Surface Detection)
- Electronics: DAE4 Sn1493; Calibrated: 2023/3/17
- Phantom: Twin SAM; Type: Twin SAM V5.0; Serial: TP:1412
- Measurement SW: DASY52, Version 52.10 (2); SEMCAD X Version 14.6.12 (7470)

Head Right Tilt/WLAN 802.11b High/Area Scan (11x11x1): Measurement grid: dx=10mm, dy=10mm
Maximum value of SAR (measured) = 0.134 W/kg

Head Right Tilt/WLAN 802.11b High/Zoom Scan (7x7x7)/Cube 0: Measurement grid: dx=5mm, dy=5mm, dz=5mm
Reference Value = 5.264 V/m; Power Drift = -0.11 dB
Peak SAR (extrapolated) = 0.395 W/kg
SAR(1 g) = 0.139 W/kg; SAR(10 g) = 0.059 W/kg
Maximum value of SAR (measured) = 0.158 W/kg



0 dB = 0.158 W/kg = -8.01 dBW/kg

Plot: 198#

DUT: Mobile Phone; Type: X6853; Serial: 2CIM-1

Communication System: UID 0, 2.4G WiFi (0); Frequency: 2472 MHz;Duty Cycle: 1:1
Medium parameters used: f = 2472 MHz; σ = 1.821 S/m; ε_r = 39.556; ρ = 1000 kg/m^3
Phantom section: Flat Section

DASY5 Configuration:

- Probe: ES3DV3 - SN3157; ConvF(4.74, 4.74, 4.74) @ 2472 MHz;
- Sensor-Surface: 3mm (Mechanical Surface Detection)
- Electronics: DAE4 Sn1493; Calibrated: 2023/3/17
- Phantom: Twin SAM; Type: Twin SAM V5.0; Serial: TP:1412
- Measurement SW: DASY52, Version 52.10 (2); SEMCAD X Version 14.6.12 (7470)

Body Front/WLAN 802.11b High/Area Scan (11x11x1): Measurement grid: dx=10mm, dy=10mm
Maximum value of SAR (measured) = 0.0288 W/kg

Body Front/WLAN 802.11b High/Zoom Scan (7x7x7)/Cube 0: Measurement grid: dx=5mm, dy=5mm, dz=5mm
Reference Value = 3.858 V/m; Power Drift = 0.03 dB
Peak SAR (extrapolated) = 0.0660 W/kg
SAR(1 g) = 0.028 W/kg; SAR(10 g) = 0.014 W/kg
Maximum value of SAR (measured) = 0.0294 W/kg

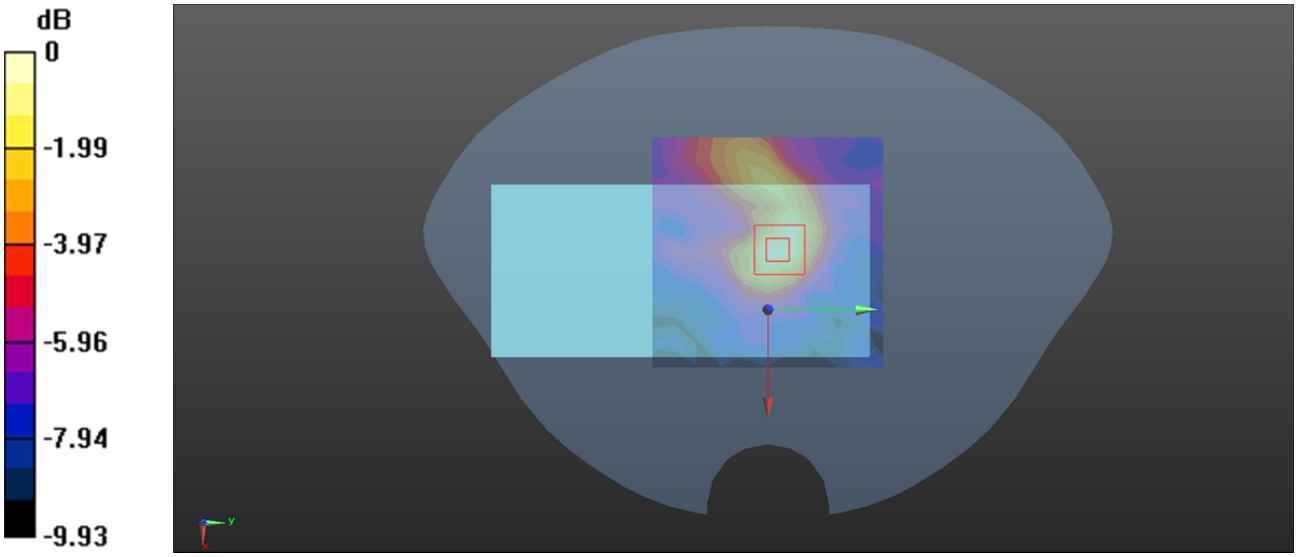

0 dB = 0.0294 W/kg = -15.32 dBW/kg

Plot: 199#

DUT: Mobile Phone; Type: X6853; Serial: 2CIM-1

Communication System: UID 0, 2.4G WiFi (0); Frequency: 2472 MHz;Duty Cycle: 1:1
Medium parameters used: f = 2472 MHz; σ = 1.821 S/m; ε_r = 39.556; ρ = 1000 kg/m^3
Phantom section: Flat Section

DASY5 Configuration:

- Probe: ES3DV3 - SN3157; ConvF(4.74, 4.74, 4.74) @ 2472 MHz;
- Sensor-Surface: 3mm (Mechanical Surface Detection)
- Electronics: DAE4 Sn1493; Calibrated: 2023/3/17
- Phantom: Twin SAM; Type: Twin SAM V5.0; Serial: TP:1412
- Measurement SW: DASY52, Version 52.10 (2); SEMCAD X Version 14.6.12 (7470)

Body Back/WLAN 802.11b High/Area Scan (11x11x1): Measurement grid: dx=10mm, dy=10mm
Maximum value of SAR (measured) = 0.0418 W/kg

Body Back/WLAN 802.11b High/Zoom Scan (7x7x7)/Cube 0: Measurement grid: dx=5mm, dy=5mm, dz=5mm
Reference Value = 4.347 V/m; Power Drift = -0.05 dB
Peak SAR (extrapolated) = 0.0690 W/kg
SAR(1 g) = 0.038 W/kg; SAR(10 g) = 0.021 W/kg
Maximum value of SAR (measured) = 0.0425 W/kg

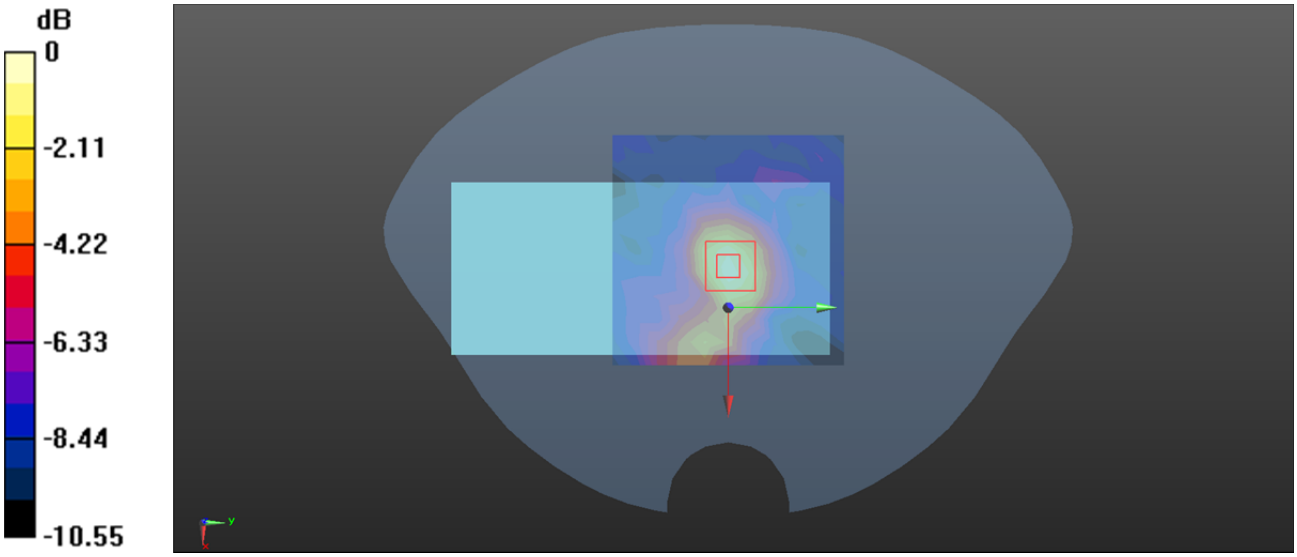

0 dB = 0.0425 W/kg = -13.72 dBW/kg

Plot: 200#

DUT: Mobile Phone; Type: X6853; Serial: 2CIM-1

Communication System: UID 0, 2.4G WiFi (0); Frequency: 2472 MHz;Duty Cycle: 1:1
Medium parameters used: f = 2472 MHz; σ = 1.821 S/m; ε_r = 39.556; ρ = 1000 kg/m^3
Phantom section: Flat Section

DASY5 Configuration:

- Probe: ES3DV3 - SN3157; ConvF(4.74, 4.74, 4.74) @ 2472 MHz;
- Sensor-Surface: 3mm (Mechanical Surface Detection)
- Electronics: DAE4 Sn1493; Calibrated: 2023/3/17
- Phantom: Twin SAM; Type: Twin SAM V5.0; Serial: TP:1412
- Measurement SW: DASY52, Version 52.10 (2); SEMCAD X Version 14.6.12 (7470)

Body Right/WLAN 802.11b High/Area Scan (11x11x1): Measurement grid: dx=10mm, dy=10mm
Maximum value of SAR (measured) = 0.0318 W/kg

Body Right/WLAN 802.11b High/Zoom Scan (7x7x7)/Cube 0: Measurement grid: dx=5mm, dy=5mm, dz=5mm
Reference Value = 4.281 V/m; Power Drift = 0.15 dB
Peak SAR (extrapolated) = 0.141 W/kg
SAR(1 g) = 0.029 W/kg; SAR(10 g) = 0.014 W/kg
Maximum value of SAR (measured) = 0.0310 W/kg

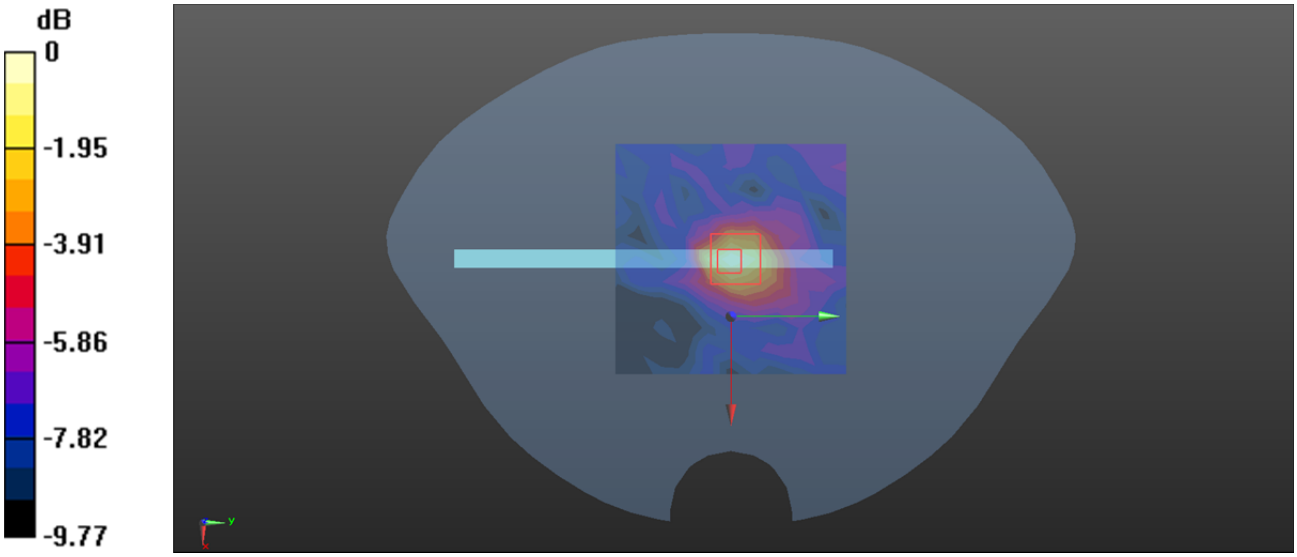

0 dB = 0.0310 W/kg = -15.09 dBW/kg

Plot: 201#

DUT: Mobile Phone; Type: X6853; Serial: 2CIM-1

Communication System: UID 0, 2.4G WiFi (0); Frequency: 2472 MHz;Duty Cycle: 1:1
Medium parameters used: f = 2472 MHz; σ = 1.821 S/m; ε_r = 39.556; ρ = 1000 kg/m^3
Phantom section: Flat Section

DASY5 Configuration:

- Probe: ES3DV3 - SN3157; ConvF(4.74, 4.74, 4.74) @ 2472 MHz;
- Sensor-Surface: 3mm (Mechanical Surface Detection)
- Electronics: DAE4 Sn1493; Calibrated: 2023/3/17
- Phantom: Twin SAM; Type: Twin SAM V5.0; Serial: TP:1412
- Measurement SW: DASY52, Version 52.10 (2); SEMCAD X Version 14.6.12 (7470)

Body Top/WLAN 802.11b High/Area Scan (11x11x1): Measurement grid: dx=10mm, dy=10mm
Maximum value of SAR (measured) = 0.0295 W/kg

Body Top/WLAN 802.11b High/Zoom Scan (7x7x7)/Cube 0: Measurement grid: dx=5mm, dy=5mm, dz=5mm
Reference Value = 3.879 V/m; Power Drift = -0.01 dB
Peak SAR (extrapolated) = 0.111 W/kg
SAR(1 g) = 0.029 W/kg; SAR(10 g) = 0.012 W/kg
Maximum value of SAR (measured) = 0.0364 W/kg



0 dB = 0.0364 W/kg = -14.39 dBW/kg

Plot: 202#

DUT: Mobile Phone; Type: X6853; Serial: 2CIM-1

Communication System: UID 0, 2.4G WiFi (0); Frequency: 2442 MHz;Duty Cycle: 1:1
Medium parameters used: f = 2442 MHz; σ = 1.832 S/m; ε_r = 39.067; ρ = 1000 kg/m^3
Phantom section: Left Section

DASY5 Configuration:

- Probe: ES3DV3 - SN3157; ConvF(4.74, 4.74, 4.74) @ 2442 MHz;
- Sensor-Surface: 3mm (Mechanical Surface Detection)
- Electronics: DAE4 Sn1493; Calibrated: 2023/3/17
- Phantom: Twin SAM; Type: Twin SAM V5.0; Serial: TP:1412
- Measurement SW: DASY52, Version 52.10 (2); SEMCAD X Version 14.6.12 (7470)

Head Left Cheek/WLAN 802.11b Mid/Area Scan (11x11x1): Measurement grid: dx=10mm, dy=10mm
Maximum value of SAR (measured) = 0.205 W/kg

Head Left Cheek/WLAN 802.11b Mid/Zoom Scan (7x7x7)/Cube 0: Measurement grid: dx=5mm, dy=5mm, dz=5mm
Reference Value = 4.164 V/m; Power Drift = -0.12 dB
Peak SAR (extrapolated) = 0.521 W/kg
SAR(1 g) = 0.184 W/kg; SAR(10 g) = 0.080 W/kg
Maximum value of SAR (measured) = 0.216 W/kg

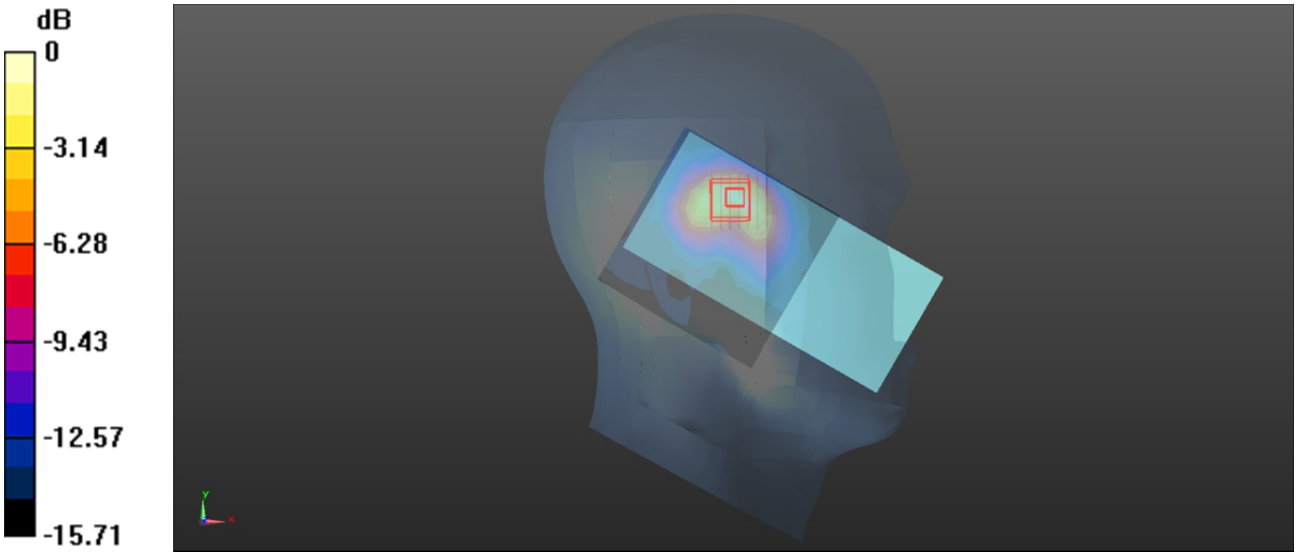

0 dB = 0.216 W/kg = -6.66 dBW/kg

Plot: 203#

DUT: Mobile Phone; Type: X6853; Serial: 2CIM-1

Communication System: UID 0, 2.4G WiFi (0); Frequency: 2442 MHz;Duty Cycle: 1:1
Medium parameters used: f = 2442 MHz; σ = 1.832 S/m; ε_r = 39.067; ρ = 1000 kg/m^3
Phantom section: Left Section

DASY5 Configuration:

- Probe: ES3DV3 - SN3157; ConvF(4.74, 4.74, 4.74) @ 2442 MHz;
- Sensor-Surface: 3mm (Mechanical Surface Detection)
- Electronics: DAE4 Sn1493; Calibrated: 2023/3/17
- Phantom: Twin SAM; Type: Twin SAM V5.0; Serial: TP:1412
- Measurement SW: DASY52, Version 52.10 (2); SEMCAD X Version 14.6.12 (7470)

Head Left Tilt/WLAN 802.11b Mid/Area Scan (11x11x1): Measurement grid: dx=10mm, dy=10mm
Maximum value of SAR (measured) = 0.110 W/kg

Head Left Tilt/WLAN 802.11b Mid/Zoom Scan (7x7x7)/Cube 0: Measurement grid: dx=5mm, dy=5mm, dz=5mm
Reference Value = 5.945 V/m; Power Drift = 0.07 dB
Peak SAR (extrapolated) = 0.244 W/kg
SAR(1 g) = 0.105 W/kg; SAR(10 g) = 0.050 W/kg
Maximum value of SAR (measured) = 0.119 W/kg



0 dB = 0.119 W/kg = -9.24 dBW/kg

Plot: 204#

DUT: Mobile Phone; Type: X6853; Serial: 2CIM-1

Communication System: UID 0, 2.4G WiFi (0); Frequency: 2442 MHz;Duty Cycle: 1:1
Medium parameters used: f = 2442 MHz; σ = 1.832 S/m; ε_r = 39.067; ρ = 1000 kg/m^3
Phantom section: Right Section

DASY5 Configuration:

- Probe: ES3DV3 - SN3157; ConvF(4.74, 4.74, 4.74) @ 2442 MHz;
- Sensor-Surface: 3mm (Mechanical Surface Detection)
- Electronics: DAE4 Sn1493; Calibrated: 2023/3/17
- Phantom: Twin SAM; Type: Twin SAM V5.0; Serial: TP:1412
- Measurement SW: DASY52, Version 52.10 (2); SEMCAD X Version 14.6.12 (7470)

Head Right Cheek/WLAN 802.11b Mid/Area Scan (11x11x1): Measurement grid: dx=10mm, dy=10mm
Maximum value of SAR (measured) = 0.0761 W/kg

Head Right Cheek/WLAN 802.11b Mid/Zoom Scan (7x7x7)/Cube 0: Measurement grid: dx=5mm, dy=5mm, dz=5mm
Reference Value = 4.605 V/m; Power Drift = 0.10 dB
Peak SAR (extrapolated) = 0.153 W/kg
SAR(1 g) = 0.071 W/kg; SAR(10 g) = 0.036 W/kg
Maximum value of SAR (measured) = 0.0780 W/kg



0 dB = 0.0780 W/kg = -11.08 dBW/kg

Plot: 205#

DUT: Mobile Phone; Type: X6853; Serial: 2CIM-1

Communication System: UID 0, 2.4G WiFi (0); Frequency: 2442 MHz;Duty Cycle: 1:1
Medium parameters used: f = 2442 MHz; σ = 1.832 S/m; ε_r = 39.067; ρ = 1000 kg/m^3
Phantom section: Right Section

DASY5 Configuration:

- Probe: ES3DV3 - SN3157; ConvF(4.74, 4.74, 4.74) @ 2442 MHz;
- Sensor-Surface: 3mm (Mechanical Surface Detection)
- Electronics: DAE4 Sn1493; Calibrated: 2023/3/17
- Phantom: Twin SAM; Type: Twin SAM V5.0; Serial: TP:1412
- Measurement SW: DASY52, Version 52.10 (2); SEMCAD X Version 14.6.12 (7470)

Head Right Tilt/WLAN 802.11b Mid/Area Scan (11x11x1): Measurement grid: dx=10mm, dy=10mm
Maximum value of SAR (measured) = 0.0680 W/kg

Head Right Tilt/WLAN 802.11b Mid/Zoom Scan (7x7x7)/Cube 0: Measurement grid: dx=5mm, dy=5mm, dz=5mm
Reference Value = 4.552 V/m; Power Drift = 0.05 dB
Peak SAR (extrapolated) = 0.119 W/kg
SAR(1 g) = 0.059 W/kg; SAR(10 g) = 0.030 W/kg
Maximum value of SAR (measured) = 0.0657 W/kg



0 dB = 0.0657 W/kg = -11.82 dBW/kg

Plot: 206#

DUT: Mobile Phone; Type: X6853; Serial: 2CIM-1

Communication System: UID 0, 2.4G WiFi (0); Frequency: 2442 MHz;Duty Cycle: 1:1
Medium parameters used: f = 2442 MHz; σ = 1.832 S/m; ε_r = 39.067; ρ = 1000 kg/m^3
Phantom section: Flat Section

DASY5 Configuration:

- Probe: ES3DV3 - SN3157; ConvF(4.74, 4.74, 4.74) @ 2442 MHz;
- Sensor-Surface: 3mm (Mechanical Surface Detection)
- Electronics: DAE4 Sn1493; Calibrated: 2023/3/17
- Phantom: Twin SAM; Type: Twin SAM V5.0; Serial: TP:1412
- Measurement SW: DASY52, Version 52.10 (2); SEMCAD X Version 14.6.12 (7470)

Body Front/WLAN 802.11b Mid/Area Scan (11x11x1): Measurement grid: dx=10mm, dy=10mm
Maximum value of SAR (measured) = 0.0387 W/kg

Body Front/WLAN 802.11b Mid/Zoom Scan (7x7x7)/Cube 0: Measurement grid: dx=5mm, dy=5mm, dz=5mm
Reference Value = 4.514 V/m; Power Drift = 0.11 dB
Peak SAR (extrapolated) = 0.0810 W/kg
SAR(1 g) = 0.036 W/kg; SAR(10 g) = 0.020 W/kg
Maximum value of SAR (measured) = 0.0387 W/kg

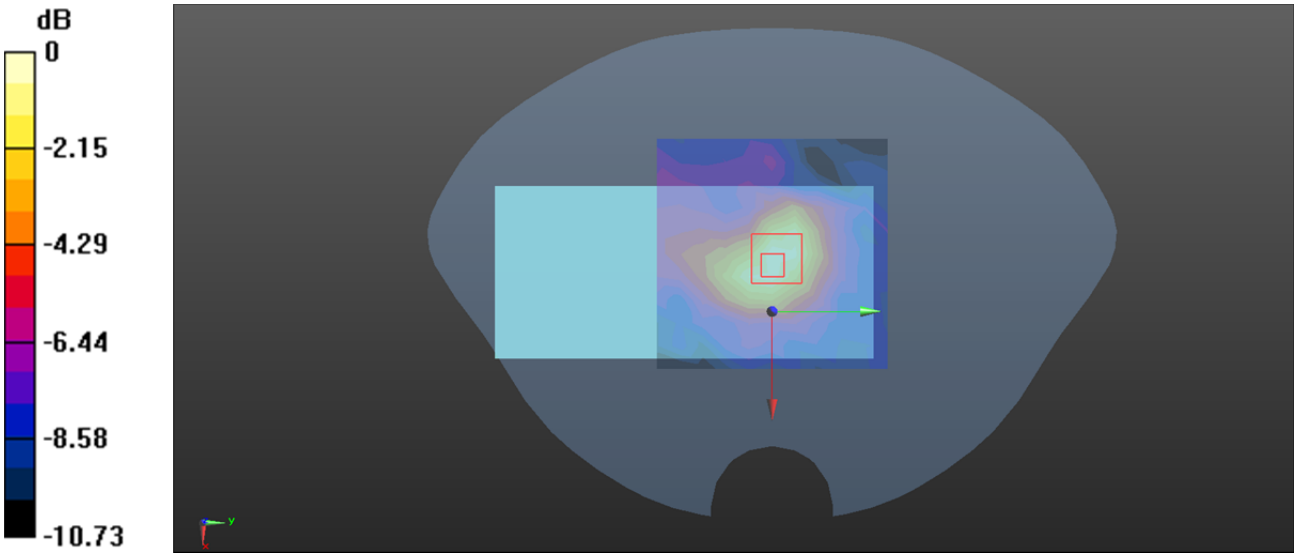

0 dB = 0.0387 W/kg = -14.12 dBW/kg

Plot: 207#

DUT: Mobile Phone; Type: X6853; Serial: 2CIM-1

Communication System: UID 0, 2.4G WiFi (0); Frequency: 2442 MHz;Duty Cycle: 1:1
Medium parameters used: f = 2442 MHz; σ = 1.832 S/m; ε_r = 39.067; ρ = 1000 kg/m^3
Phantom section: Flat Section

DASY5 Configuration:

- Probe: ES3DV3 - SN3157; ConvF(4.74, 4.74, 4.74) @ 2442 MHz;
- Sensor-Surface: 3mm (Mechanical Surface Detection)
- Electronics: DAE4 Sn1493; Calibrated: 2023/3/17
- Phantom: Twin SAM; Type: Twin SAM V5.0; Serial: TP:1412
- Measurement SW: DASY52, Version 52.10 (2); SEMCAD X Version 14.6.12 (7470)

Body Back/WLAN 802.11b Mid/Area Scan (11x11x1): Measurement grid: dx=10mm, dy=10mm
Maximum value of SAR (measured) = 0.0549 W/kg

Body Back/WLAN 802.11b Mid/Zoom Scan (7x7x7)/Cube 0: Measurement grid: dx=5mm, dy=5mm, dz=5mm
Reference Value = 5.374 V/m; Power Drift = -0.14 dB
Peak SAR (extrapolated) = 0.0990 W/kg
SAR(1 g) = 0.052 W/kg; SAR(10 g) = 0.028 W/kg
Maximum value of SAR (measured) = 0.0585 W/kg

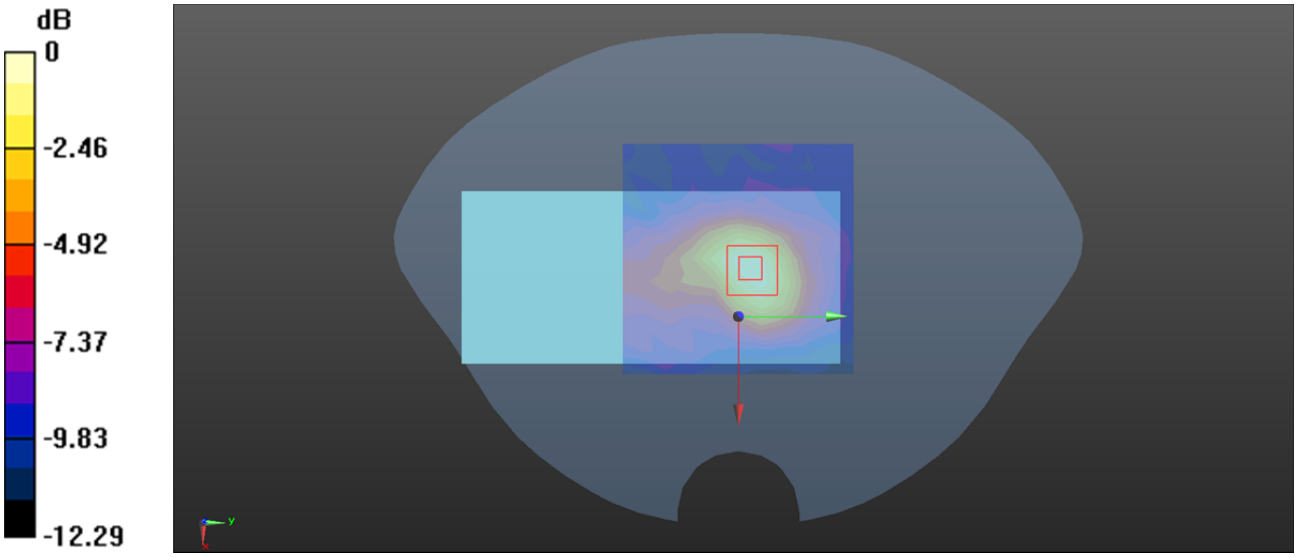

0 dB = 0.0585 W/kg = -12.33 dBW/kg

Plot: 208#

DUT: Mobile Phone; Type: X6853; Serial: 2CIM-1

Communication System: UID 0, 2.4G WiFi (0); Frequency: 2442 MHz;Duty Cycle: 1:1
Medium parameters used: f = 2442 MHz; σ = 1.832 S/m; ε_r = 39.067; ρ = 1000 kg/m^3
Phantom section: Flat Section

DASY5 Configuration:

- Probe: ES3DV3 - SN3157; ConvF(4.74, 4.74, 4.74) @ 2442 MHz;
- Sensor-Surface: 3mm (Mechanical Surface Detection)
- Electronics: DAE4 Sn1493; Calibrated: 2023/3/17
- Phantom: Twin SAM; Type: Twin SAM V5.0; Serial: TP:1412
- Measurement SW: DASY52, Version 52.10 (2); SEMCAD X Version 14.6.12 (7470)

Body Right/WLAN 802.11b Mid/Area Scan (11x11x1): Measurement grid: dx=10mm, dy=10mm
Maximum value of SAR (measured) = 0.0848 W/kg

Body Right/WLAN 802.11b Mid/Zoom Scan (7x7x7)/Cube 0: Measurement grid: dx=5mm, dy=5mm, dz=5mm
Reference Value = 6.180 V/m; Power Drift = 0.12 dB
Peak SAR (extrapolated) = 0.154 W/kg
SAR(1 g) = 0.074 W/kg; SAR(10 g) = 0.035 W/kg
Maximum value of SAR (measured) = 0.0837 W/kg

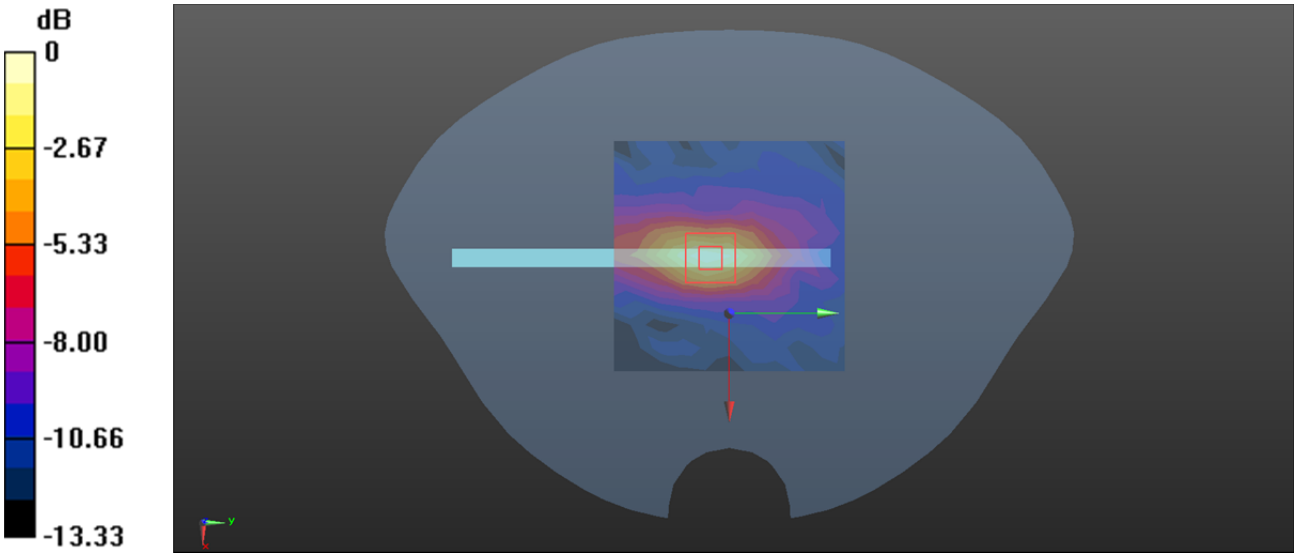

0 dB = 0.0837 W/kg = -10.77 dBW/kg

Plot: 209#

DUT: Mobile Phone; Type: X6853; Serial: 2CIM-1

Communication System: UID 0, 2.4G WiFi (0); Frequency: 2442 MHz;Duty Cycle: 1:1
Medium parameters used: f = 2442 MHz; σ = 1.832 S/m; ε_r = 39.067; ρ = 1000 kg/m^3
Phantom section: Flat Section

DASY5 Configuration:

- Probe: ES3DV3 - SN3157; ConvF(4.74, 4.74, 4.74) @ 2442 MHz;
- Sensor-Surface: 3mm (Mechanical Surface Detection)
- Electronics: DAE4 Sn1493; Calibrated: 2023/3/17
- Phantom: Twin SAM; Type: Twin SAM V5.0; Serial: TP:1412
- Measurement SW: DASY52, Version 52.10 (2); SEMCAD X Version 14.6.12 (7470)

Body Top/WLAN 802.11b Mid/Area Scan (11x11x1): Measurement grid: dx=10mm, dy=10mm
Maximum value of SAR (measured) = 0.0256 W/kg

Body Top/WLAN 802.11b Mid/Zoom Scan (7x7x7)/Cube 0: Measurement grid: dx=5mm, dy=5mm, dz=5mm
Reference Value = 3.182 V/m; Power Drift = -0.12 dB
Peak SAR (extrapolated) = 0.0550 W/kg
SAR(1 g) = 0.024 W/kg; SAR(10 g) = 0.00877 W/kg
Maximum value of SAR (measured) = 0.0305 W/kg



0 dB = 0.0305 W/kg = -15.16 dBW/kg

Plot: 210#

DUT: Mobile Phone; Type: X6853; Serial: 2CIM-1

Communication System: UID 0, 5.2G WiFi (0); Frequency: 5180 MHz;Duty Cycle: 1:1
Medium parameters used: f = 5180 MHz; σ = 4.637 S/m; ε_r = 35.022; ρ = 1000 kg/m^3
Phantom section: Left Section

DASY5 Configuration:

- Probe: EX3DV4 - SN7522; ConvF(5.36, 5.36, 5.36) @ 5180 MHz;
- Sensor-Surface: 1.4mm (Mechanical Surface Detection)
- Electronics: DAE4 Sn1493; Calibrated: 2023/3/17
- Phantom: Twin SAM; Type: Twin SAM V5.0; Serial: TP:1412
- Measurement SW: DASY52, Version 52.10 (2); SEMCAD X Version 14.6.12 (7470)

Head Left Cheek/WLAN 5.2G 802.11n20 Low/Area Scan (11x11x1): Measurement grid: dx=10mm, dy=10mm
Maximum value of SAR (measured) = 0.186 W/kg

Head Left Cheek/WLAN 5.2G 802.11n20 Low/Zoom Scan (8x8x12)/Cube 0: Measurement grid: dx=4mm, dy=4mm, dz=2mm
Reference Value = 4.356 V/m; Power Drift = 0.18 dB
Peak SAR (extrapolated) = 0.386 W/kg
SAR(1 g) = 0.093 W/kg; SAR(10 g) = 0.042 W/kg
Maximum value of SAR (measured) = 0.178 W/kg

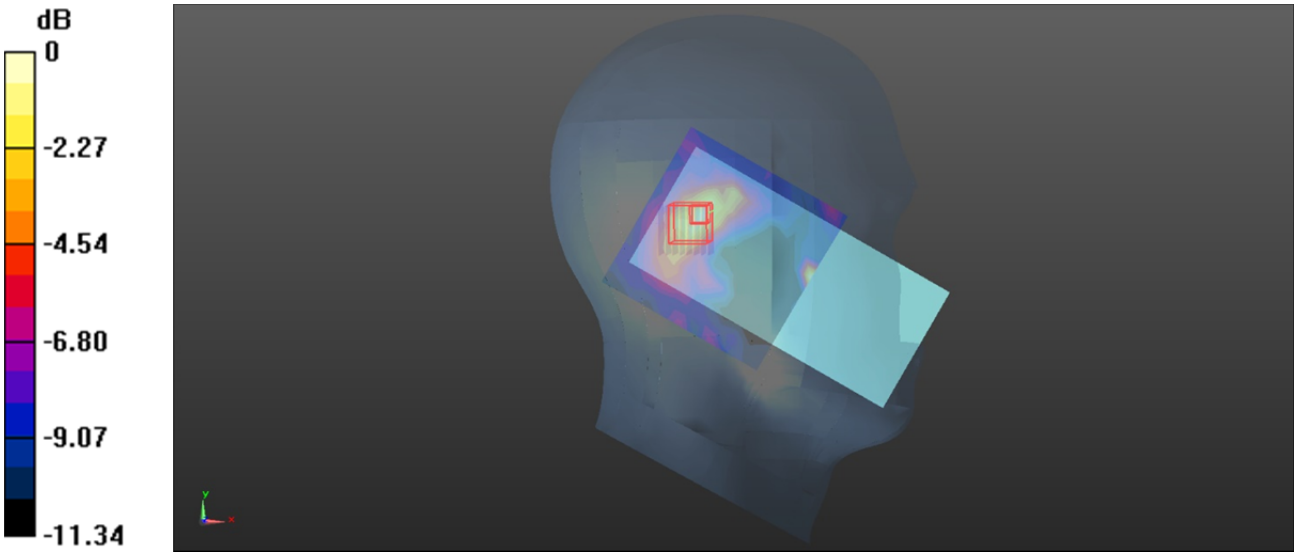

0 dB = 0.178 W/kg = -7.50 dBW/kg

Plot: 211#

DUT: Mobile Phone; Type: X6853; Serial: 2CIM-1

Communication System: UID 0, 5.2G WiFi (0); Frequency: 5180 MHz;Duty Cycle: 1:1
Medium parameters used: f = 5180 MHz; σ = 4.637 S/m; ε_r = 35.022; ρ = 1000 kg/m^3
Phantom section: Left Section

DASY5 Configuration:

- Probe: EX3DV4 - SN7522; ConvF(5.36, 5.36, 5.36) @ 5180 MHz;
- Sensor-Surface: 1.4mm (Mechanical Surface Detection)
- Electronics: DAE4 Sn1493; Calibrated: 2023/3/17
- Phantom: Twin SAM; Type: Twin SAM V5.0; Serial: TP:1412
- Measurement SW: DASY52, Version 52.10 (2); SEMCAD X Version 14.6.12 (7470)

Head Left Tilt/WLAN 5.2G 802.11n20 Low/Area Scan (11x11x1): Measurement grid: dx=10mm, dy=10mm
Maximum value of SAR (measured) = 0.285 W/kg

Head Left Tilt/WLAN 5.2G 802.11n20 Low/Zoom Scan (8x8x12)/Cube 0: Measurement grid: dx=4mm, dy=4mm, dz=2mm
Reference Value = 5.919 V/m; Power Drift = -0.17 dB
Peak SAR (extrapolated) = 0.604 W/kg
SAR(1 g) = 0.167 W/kg; SAR(10 g) = 0.070 W/kg
Maximum value of SAR (measured) = 0.313 W/kg



0 dB = 0.313 W/kg = -5.04 dBW/kg

Plot: 212#

DUT: Mobile Phone; Type: X6853; Serial: 2CIM-1

Communication System: UID 0, 5.2G WiFi (0); Frequency: 5180 MHz;Duty Cycle: 1:1
Medium parameters used: f = 5180 MHz; σ = 4.637 S/m; ε_r = 35.022; ρ = 1000 kg/m^3
Phantom section: Right Section

DASY5 Configuration:

- Probe: EX3DV4 - SN7522; ConvF(5.36, 5.36, 5.36) @ 5180 MHz;
- Sensor-Surface: 1.4mm (Mechanical Surface Detection)
- Electronics: DAE4 Sn1493; Calibrated: 2023/3/17
- Phantom: Twin SAM; Type: Twin SAM V5.0; Serial: TP:1412
- Measurement SW: DASY52, Version 52.10 (2); SEMCAD X Version 14.6.12 (7470)

Head Right Cheek/WLAN 5.2G 802.11n20 Low/Area Scan (11x11x1): Measurement grid: dx=10mm, dy=10mm
Maximum value of SAR (measured) = 0.130 W/kg

Head Right Cheek/WLAN 5.2G 802.11n20 Low/Zoom Scan (8x8x12)/Cube 0: Measurement grid: dx=4mm, dy=4mm, dz=2mm
Reference Value = 3.938 V/m; Power Drift = -0.18 dB
Peak SAR (extrapolated) = 0.265 W/kg
SAR(1 g) = 0.079 W/kg; SAR(10 g) = 0.035 W/kg
Maximum value of SAR (measured) = 0.145 W/kg

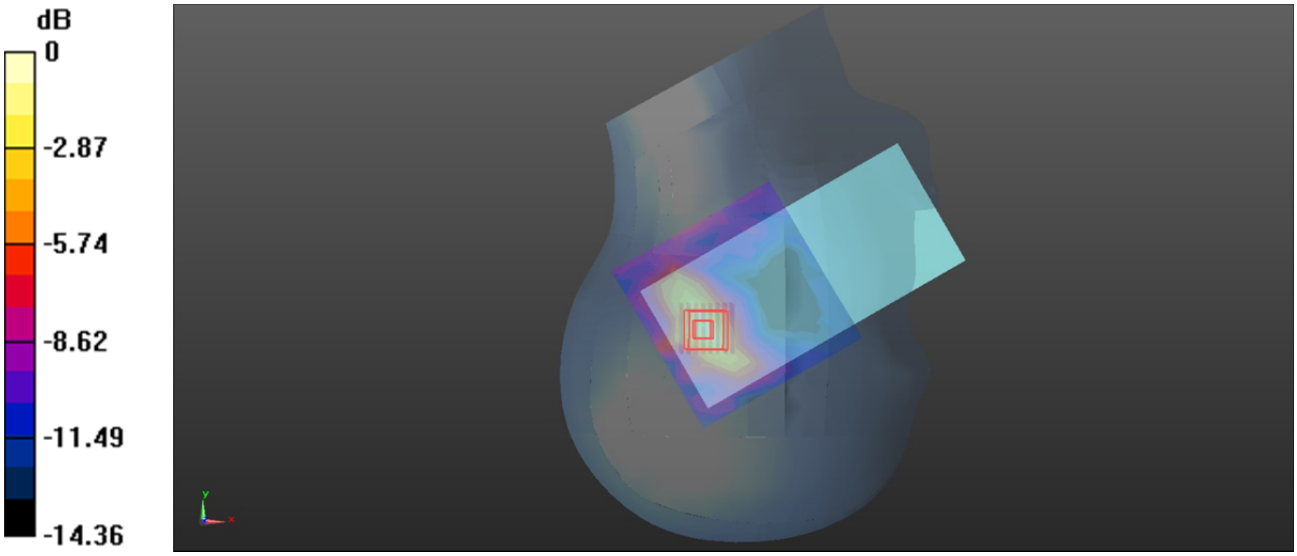

0 dB = 0.145 W/kg = -8.39 dBW/kg

Plot: 213#

DUT: Mobile Phone; Type: X6853; Serial: 2CIM-1

Communication System: UID 0, 5.2G WiFi (0); Frequency: 5180 MHz;Duty Cycle: 1:1
Medium parameters used: f = 5180 MHz; σ = 4.637 S/m; ε_r = 35.022; ρ = 1000 kg/m^3
Phantom section: Right Section

DASY5 Configuration:

- Probe: EX3DV4 - SN7522; ConvF(5.36, 5.36, 5.36) @ 5180 MHz;
- Sensor-Surface: 1.4mm (Mechanical Surface Detection)
- Electronics: DAE4 Sn1493; Calibrated: 2023/3/17
- Phantom: Twin SAM; Type: Twin SAM V5.0; Serial: TP:1412
- Measurement SW: DASY52, Version 52.10 (2); SEMCAD X Version 14.6.12 (7470)

Head Right Tilt/WLAN 5.2G 802.11n20 Low/Area Scan (11x11x1): Measurement grid: dx=10mm, dy=10mm
Maximum value of SAR (measured) = 0.197 W/kg

Head Right Tilt/WLAN 5.2G 802.11n20 Low/Zoom Scan (8x8x12)/Cube 0: Measurement grid: dx=4mm, dy=4mm, dz=2mm
Reference Value = 4.336 V/m; Power Drift = 0.12 dB
Peak SAR (extrapolated) = 0.381 W/kg
SAR(1 g) = 0.115 W/kg; SAR(10 g) = 0.044 W/kg
Maximum value of SAR (measured) = 0.222 W/kg

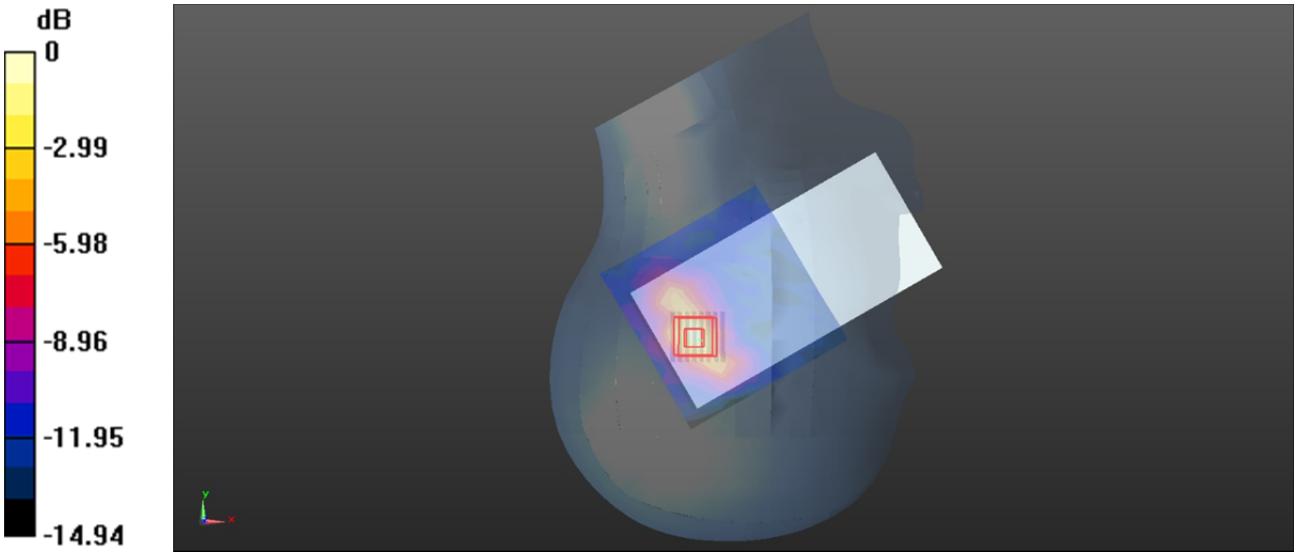

0 dB = 0.222 W/kg = -6.54 dBW/kg

Plot: 214#

DUT: Mobile Phone; Type: X6853; Serial: 2CIM-1

Communication System: UID 0, 5.2G WiFi (0); Frequency: 5180 MHz;Duty Cycle: 1:1
Medium parameters used: f = 5180 MHz; σ = 4.637 S/m; ε_r = 35.022; ρ = 1000 kg/m^3
Phantom section: Flat Section

DASY5 Configuration:

- Probe: EX3DV4 - SN7522; ConvF(5.36, 5.36, 5.36) @ 5180 MHz;
- Sensor-Surface: 1.4mm (Mechanical Surface Detection)
- Electronics: DAE4 Sn1493; Calibrated: 2023/3/17
- Phantom: Twin SAM; Type: Twin SAM V5.0; Serial: TP:1412
- Measurement SW: DASY52, Version 52.10 (2); SEMCAD X Version 14.6.12 (7470)

Body Front/WLAN 5.2G 802.11n20 Low/Area Scan (11x11x1): Measurement grid: dx=10mm, dy=10mm
Maximum value of SAR (measured) = 0.0299 W/kg

Body Front/WLAN 5.2G 802.11n20 Low/Zoom Scan (8x8x12)/Cube 0: Measurement grid: dx=4mm, dy=4mm, dz=2mm
Reference Value = 1.890 V/m; Power Drift = -0.05 dB
Peak SAR (extrapolated) = 0.0490 W/kg
SAR(1 g) = 0.016 W/kg; SAR(10 g) = 0.013 W/kg
Maximum value of SAR (measured) = 0.0246 W/kg

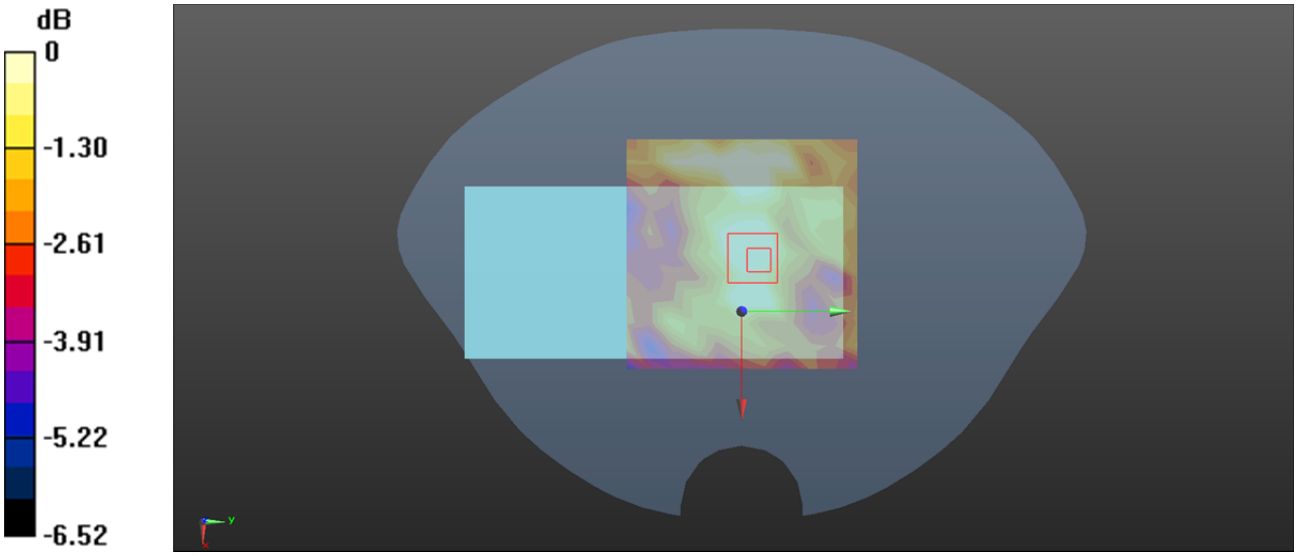

0 dB = 0.0246 W/kg = -16.09 dBW/kg