Z (mm)	0.00	4.00	9.00	14.00	19.00	24.00	29.00
SAR (W/Kg)	0.2543	0.1790	0.1220	0.0949	0.0784	0.0513	0.0451

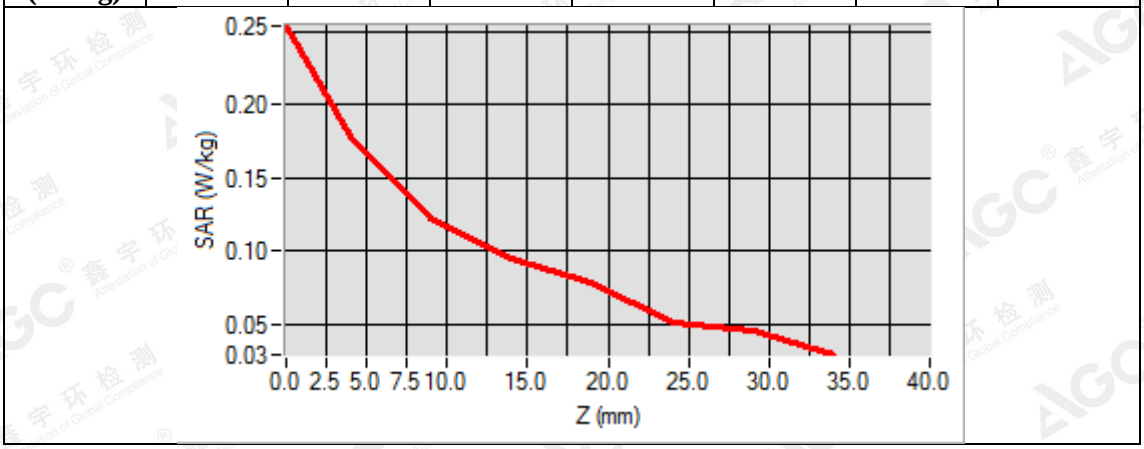

3D screen shot	Hot spot position
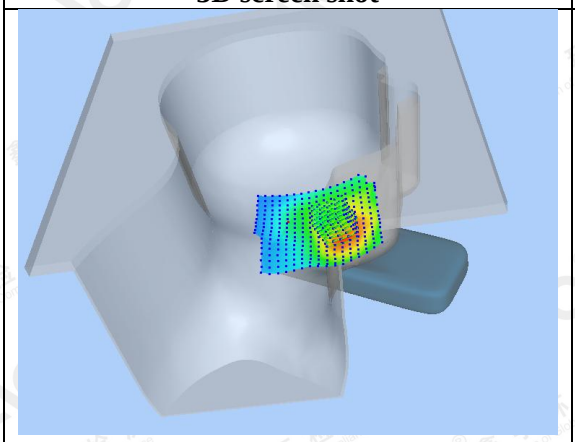	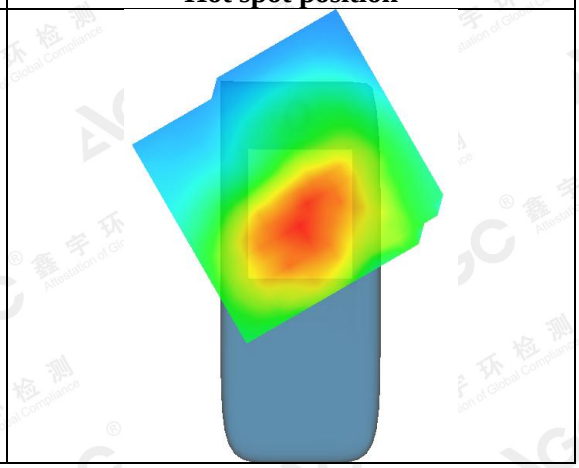

The results shown in this test report refer only to the sample(s) tested unless otherwise stated and the sample(s) are retained for 30 days only. The document is issued by AGC, this document cannot be reproduced except in full with our prior written permission. The more details and the authenticity of the report will be confirmed at http://www.agc-cert.com.

Test Laboratory: AGC Lab **Date: June 8,2018**
GSM 850 Mid- Body- Back (MS)<SIM 1>
DUT: Handheld Fingerprint Terminal; Type: TPS360

Communication System: Generic GSM; Communication System Band: GSM 850; Duty Cycle: 1:8.3; Conv.F=1.81; Frequency: 836.6 MHz; Medium parameters used: f = 835 MHz; σ= 0.97 mho/m; εr = 55.13; ρ= 1000 kg/m³ ;
Phantom section: Flat Section
Ambient temperature (℃): 20.9, Liquid temperature (℃): 20.8

SATIMO Configuration:
- Probe: SSE2; Calibrated: Aug. 08,2017; Serial No.: SN 08/16 EPGO282
- Sensor-Surface: 4mm (Mechanical Surface Detection)
- Phantom: ELLI39 Phantom
- Measurement SW: OpenSAR V4_02_32

Configuration/GSM 850 Mid-Body-Back/Area Scan: Measurement grid: dx=8mm, dy=8mm
Configuration/GSM 850 Mid-Body-Back/Zoom Scan: Measurement grid: dx=8mm,dy=8mm, dz=5mm;

Area Scan	dx=8mm dy=8mm, h= 5.00 mm
ZoomScan	5x5x7,dx=8mm dy=8mm dz=5mm,Complete
Phantom	ELLI
Device Position	Body Back
Band	GSM 850
Channels	Middle
Signal	TDMA (Crest factor: 8.0)

SURFACE SAR	VOLUME SAR

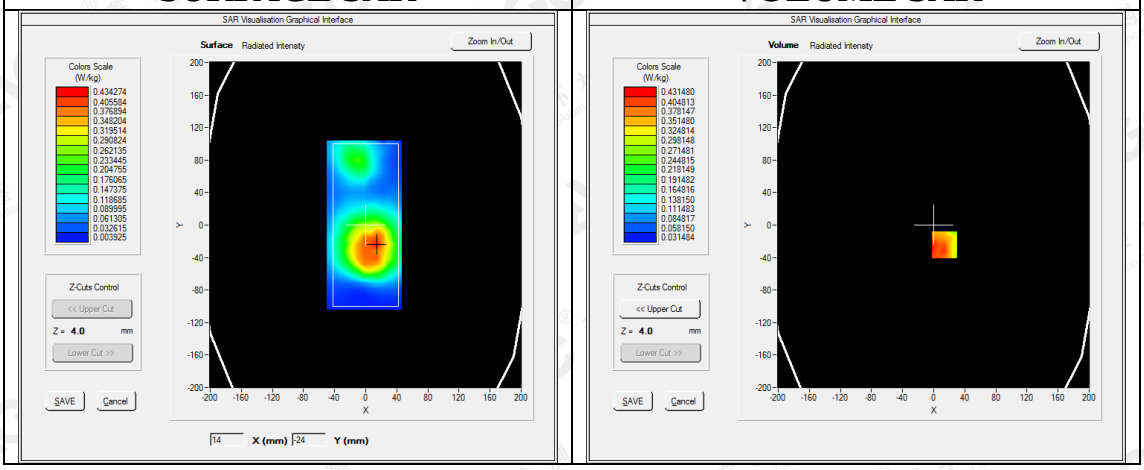

Maximum location: X=14.00, Y=-24.00
SAR Peak: 0.62 W/kg

SAR 10g (W/Kg)	0.274599
SAR 1g (W/Kg)	0.406852

The results shown in this test report refer only to the sample(s) tested unless otherwise stated and the sample(s) are retained for 30 days only. The document is issued by AGC, this document cannot be reproduced except in full with our prior written permission. The more details and the authenticity of the report will be confirmed at http://www.agc-cert.com.

Z (mm)	0.00	4.00	9.00	14.00	19.00	24.00	29.00
SAR (W/Kg)	0.7438	0.4315	0.2222	0.2149	0.1048	0.1088	0.0526

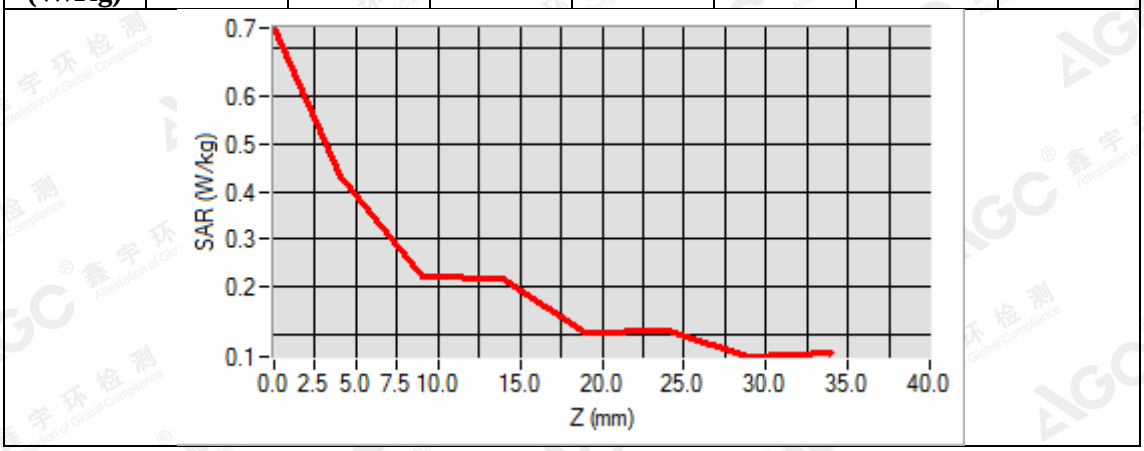

3D screen shot	Hot spot position
	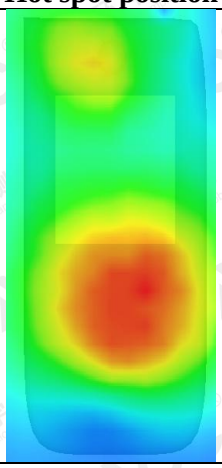

The results shown in this test report refer only to the sample(s) tested unless otherwise stated and the sample(s) are retained for 30 days only. The document is issued by AGC, this document cannot be reproduced except in full with our prior written permission. The more details and the authenticity of the report will be confirmed at http://www.agc-cert.com.

Test Laboratory: AGC Lab **Date: June 8,2018**
GPRS 850 Mid- Body- Back (2up)
DUT: Handheld Fingerprint Terminal; Type: TPS360

Communication System: GPRS-2 Slot; Communication System Band: GSM 850; Duty Cycle: 1:4.2; Conv.F=1.81; Frequency: 836.6 MHz; Medium parameters used: f = 835 MHz; σ= 0.97 mho/m; εr = 55.13; ρ= 1000 kg/m³ ;
Phantom section: Flat Section
Ambient temperature (℃): 20.9, Liquid temperature (℃): 20.8

SATIMO Configuration:
- Probe: SSE2; Calibrated: Aug. 08,2017; Serial No.: SN 08/16 EPGO282
- Sensor-Surface: 4mm (Mechanical Surface Detection)
- Phantom: ELLI39 Phantom
- Measurement SW: OpenSAR V4_02_32

Configuration/GPRS 850 Mid-Body-Back/Area Scan: Measurement grid: dx=8mm, dy=8mm
Configuration/GPRS 850 Mid-Body-Back/Zoom Scan: Measurement grid: dx=8mm,dy=8mm, dz=5mm;

Area Scan	dx=8mm dy=8mm, h= 5.00 mm
Zoom Scan	5x5x7,dx=8mm dy=8mm dz=5mm,Complete
Phantom	ELLI
Device Position	Body Back
Band	GSM 850
Channels	Middle
Signal	TDMA (Crest factor: 4.0)

SURFACE SAR	VOLUME SAR

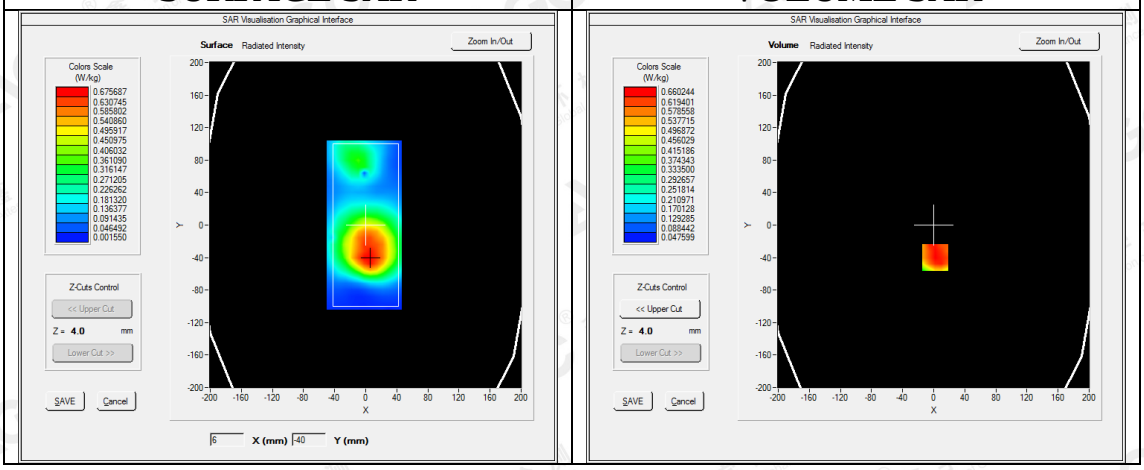

Maximum location: X=2.00, Y=-40.00
SAR Peak: 0.88 W/kg

SAR 10g (W/Kg)	0.442247
SAR 1g (W/Kg)	0.642101

The results shown in this test report refer only to the sample(s) tested unless otherwise stated and the sample(s) are retained for 30 days only. The document is issued by AGC, this document cannot be reproduced except in full with our prior written permission. The more details and the authenticity of the report will be confirmed at http://www.agc-cert.com.

Z (mm)	0.00	4.00	9.00	14.00	19.00	24.00	29.00
SAR (W/Kg)	0.8607	0.6602	0.4787	0.3453	0.2522	0.1751	0.1212

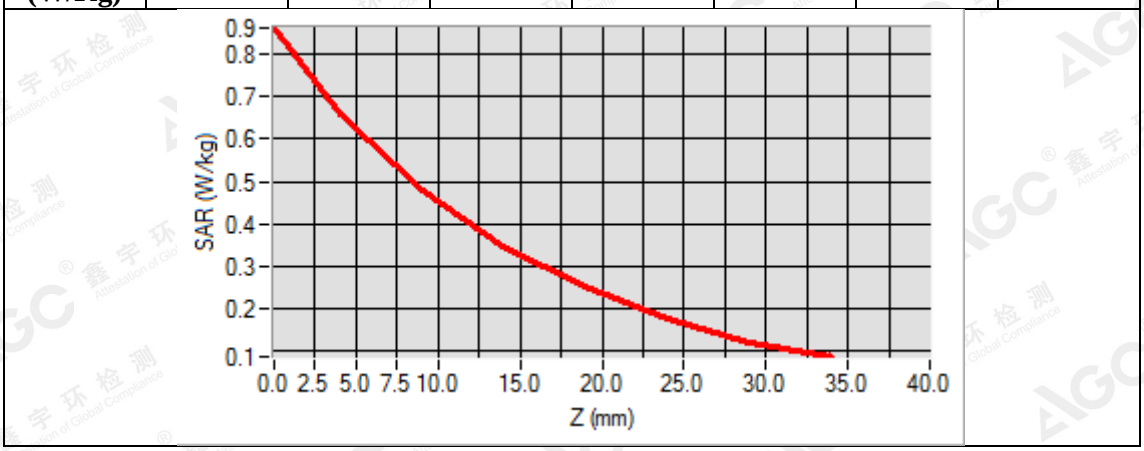

3D screen shot	Hot spot position
	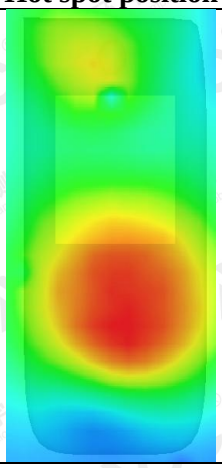

The results shown in this test report refer only to the sample(s) tested unless otherwise stated and the sample(s) are retained for 30 days only. The document is issued by AGC, this document cannot be reproduced except in full with our prior written permission. The more details and the authenticity of the report will be confirmed at http://www.agc-cert.com.

Test Laboratory: AGC Lab **Date: June 11,2018**
PCS 1900 Mid-Touch- Left <SIM 1>
DUT: Handheld Fingerprint Terminal; Type: TPS360

Communication System: Generic GSM; Communication System Band: PCS 1900; Duty Cycle: 1:8.3; Conv.F=2.32; Frequency: 1880 MHz; Medium parameters used: f = 1900 MHz; σ= 1.38 mho/m; εr =40.23; ρ= 1000 kg/m³ ;
Phantom section: Left Section
Ambient temperature (℃): 21.8, Liquid temperature (℃): 21.3

SATIMO Configuration:
- Probe: SSE2; Calibrated: Aug. 08,2017; Serial No.: SN 08/16 EPGO282
- Sensor-Surface: 4mm (Mechanical Surface Detection)
- Phantom: SAM twin phantom
- Measurement SW: OpenSAR V4_02_35

Configuration/PCS1900 Mid-Touch-Left/Area Scan: Measurement grid: dx=8mm, dy=8mm
Configuration/PCS1900 Mid-Touch-Left/Zoom Scan: Measurement grid: dx=8mm,dy=8mm, dz=5mm;

Area Scan	sam_direct_droit2_surf8mm.txt
ZoomScan	5x5x7,dx=8mm dy=8mm dz=5mm,Complete
Phantom	Left head
Device Position	Cheek
Band	PCS 1900
Channels	Middle
Signal	TDMA (Crest factor: 8.0)

SURFACE SAR **VOLUME SAR**

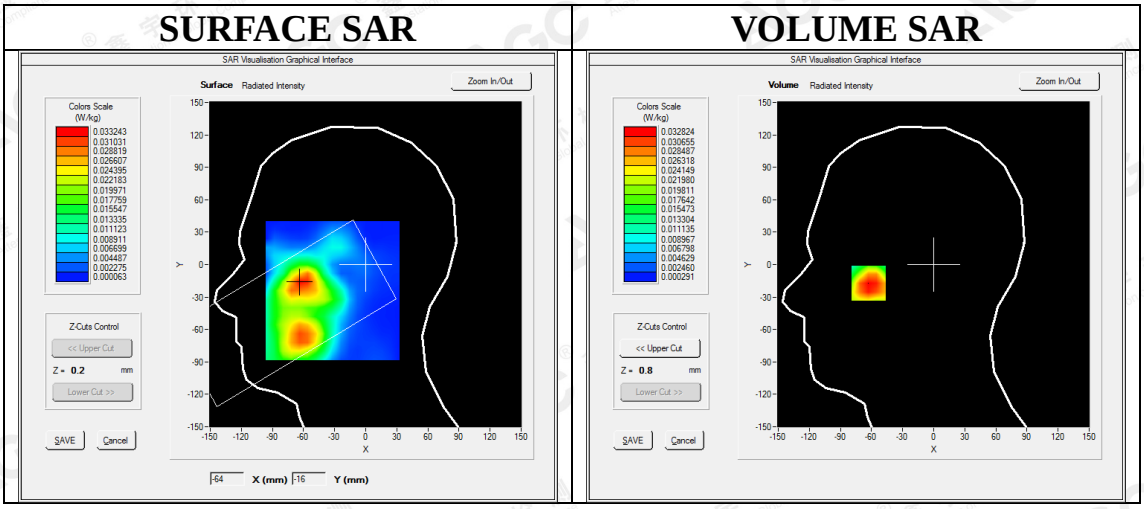

Maximum location: X=-63.00, Y=-16.00
SAR Peak: 0.09 W/kg

SAR 10g (W/Kg)	0.019071
SAR 1g (W/Kg)	0.037974

The results shown in this test report refer only to the sample(s) tested unless otherwise stated and the sample(s) are retained for 30 days only. The document is issued by AGC, this document cannot be reproduced except in full with our prior written permission. The more details and the authenticity of the report will be confirmed at http://www.agc-cert.com.

Z (mm)	0.00	4.00	9.00	14.00	19.00	24.00	29.00
SAR (W/Kg)	0.0471	0.0328	0.0207	0.0140	0.0091	0.0064	0.0046

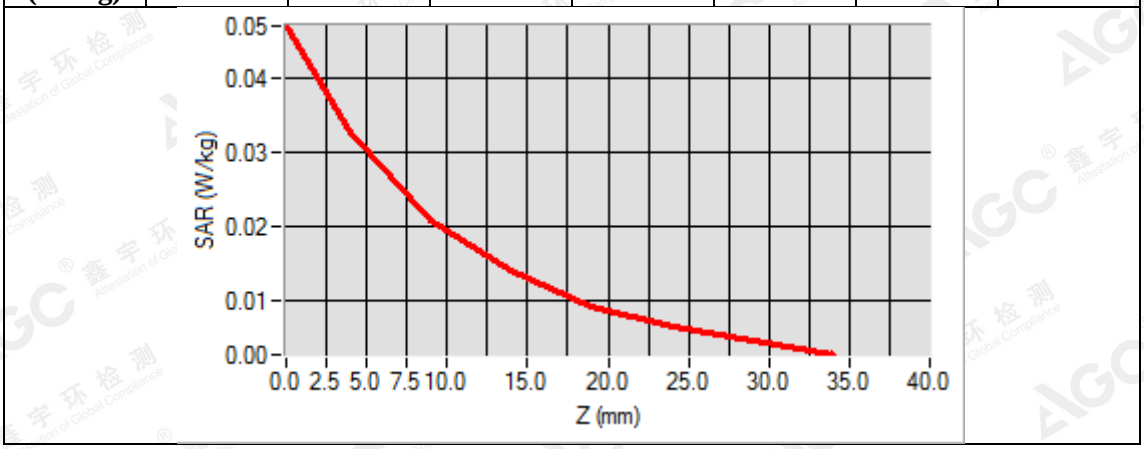

3D screen shot	Hot spot position
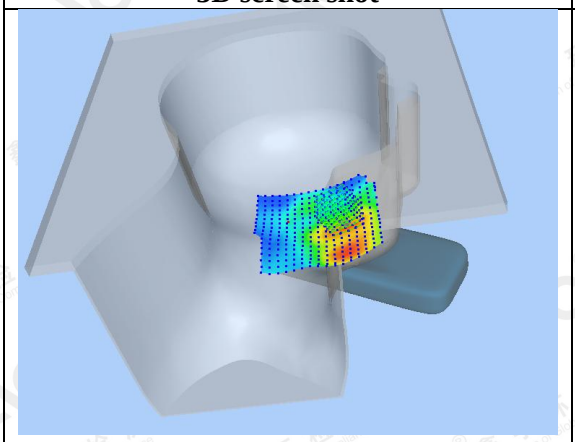	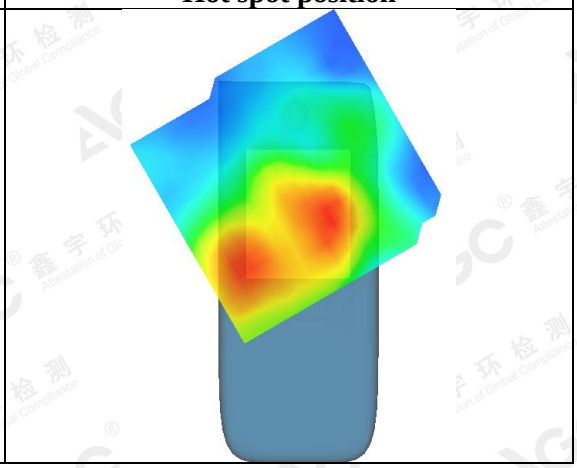

The results shown in this test report refer only to the sample(s) tested unless otherwise stated and the sample(s) are retained for 30 days only. The document is issued by AGC, this document cannot be reproduced except in full with our prior written permission. The more details and the authenticity of the report will be confirmed at http://www.agc-cert.com.

Test Laboratory: AGC Lab **Date: June 11,2018**
PCS 1900 Mid-Body-Back (MS)<SIM 1>
DUT: Handheld Fingerprint Terminal; Type: TPS360

Communication System: Generic GSM; Communication System Band: PCS 1900; Duty Cycle: 1:8.3; Conv.F=2.39; Frequency: 1880 MHz; Medium parameters used: f = 1900 MHz; σ= 1.50 mho/m; εr =54.11; ρ= 1000 kg/m³ ;
Phantom section: Flat Section
Ambient temperature (℃): 21.8, Liquid temperature (℃): 21.5

SATIMO Configuration:
- Probe: SSE2; Calibrated: Aug. 08,2017; Serial No.: SN 08/16 EPGO282
- Sensor-Surface: 4mm (Mechanical Surface Detection)
- Phantom: ELLI39 Phantom
- Measurement SW: OpenSAR V4_02_35

Configuration/PCS1900 Mid-Body-Back/Area Scan: Measurement grid: dx=8mm, dy=8mm
Configuration/PCS1900 Mid-Body-Back/Zoom Scan: Measurement grid: dx=8mm,dy=8mm, dz=5mm;

Area Scan	dx=8mm dy=8mm, h= 5.00 mm
ZoomScan	5x5x7,dx=8mm dy=8mm dz=5mm,Complete
Phantom	ELLI
Device Position	Body Back
Band	PCS 1900
Channels	Middle
Signal	TDMA (Crest factor: 8.0)

SURFACE SAR	VOLUME SAR
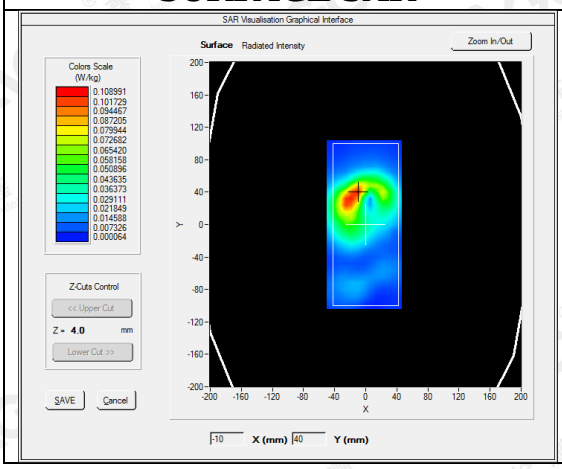	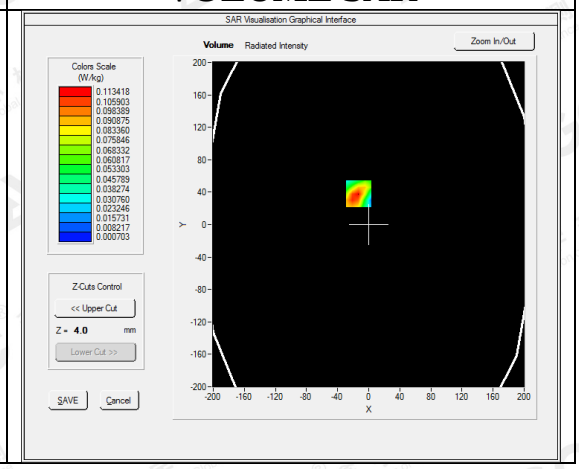

Maximum location: X=-13.00, Y=38.00
SAR Peak: 0.17 W/kg

SAR 10g (W/Kg)	0.061691
SAR 1g (W/Kg)	0.109713

The results shown in this test report refer only to the sample(s) tested unless otherwise stated and the sample(s) are retained for 30 days only. The document is issued by AGC, this document cannot be reproduced except in full with our prior written permission. The more details and the authenticity of the report will be confirmed at http://www.agc-cert.com.

Z (mm)	0.00	4.00	9.00	14.00	19.00	24.00	29.00
SAR (W/Kg)	0.1742	0.1134	0.0657	0.0436	0.0265	0.0157	0.0101

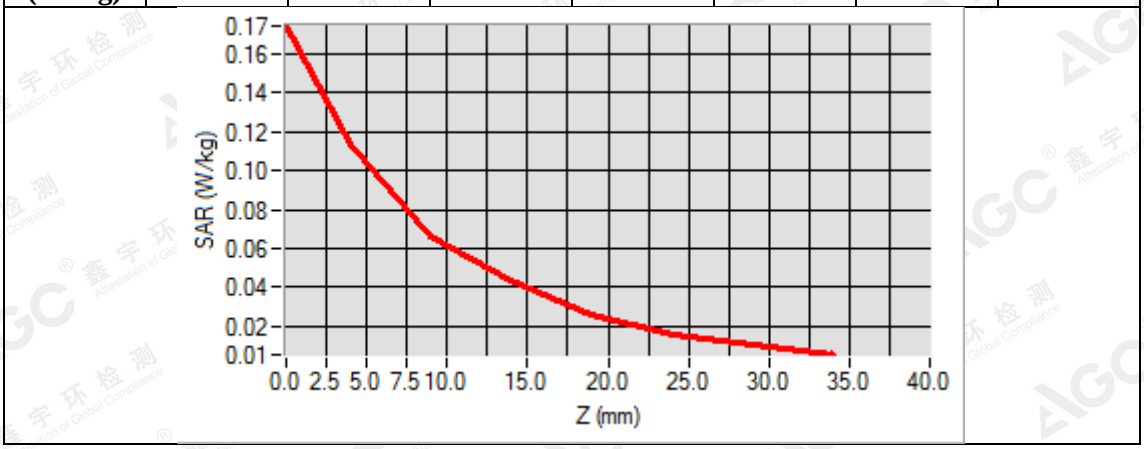

3D screen shot	Hot spot position
	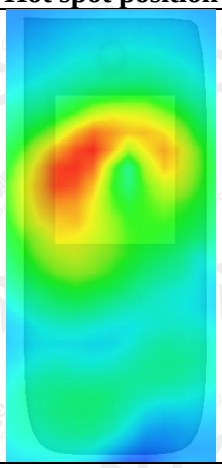

The results shown in this test report refer only to the sample(s) tested unless otherwise stated and the sample(s) are retained for 30 days only. The document is issued by AGC, this document cannot be reproduced except in full with our prior written permission. The more details and the authenticity of the report will be confirmed at http://www.agc-cert.com.

Test Laboratory: AGC Lab **Date: June 11,2018**
GPRS 1900 Mid-Edge3 (3up)
DUT: Handheld Fingerprint Terminal; Type: TPS360

Communication System: GPRS-3Slot; Communication System Band: PCS 1900; Duty Cycle: 1:1.27; Conv.F=2.39; Frequency: 1880 MHz; Medium parameters used: f = 1900 MHz; σ= 1.50 mho/m; εr =54.11; ρ= 1000 kg/m³ ;
Phantom section: Flat Section
Ambient temperature (℃): 21.8, Liquid temperature (℃): 21.5

SATIMO Configuration:
- Probe: SSE2; Calibrated: Aug. 08,2017; Serial No.: SN 08/16 EPGO282
- Sensor-Surface: 4mm (Mechanical Surface Detection)
- Phantom: ELLI39 Phantom
- Measurement SW: OpenSAR V4_02_35

Configuration/GPRS1900 Mid- Edge3/Area Scan: Measurement grid: dx=8mm, dy=8mm
Configuration/GPRS1900 Mid- Edge3/Zoom Scan: Measurement grid: dx=8mm,dy=8mm, dz=5mm;

Area Scan	dx=8mm dy=8mm, h= 5.00 mm
Zoom Scan	5x5x7,dx=8mm dy=8mm dz=5mm,Complete
Phantom	ELLI
Device Position	Edge3
Band	PCS 1900
Channels	Middle
Signal	TDMA (Crest factor: 2.7)

SURFACE SAR	**VOLUME SAR**
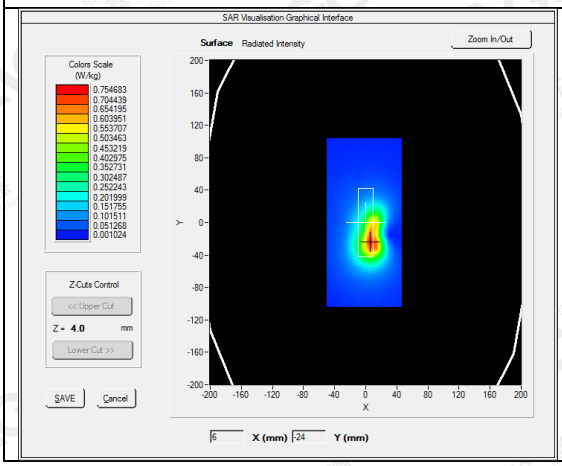	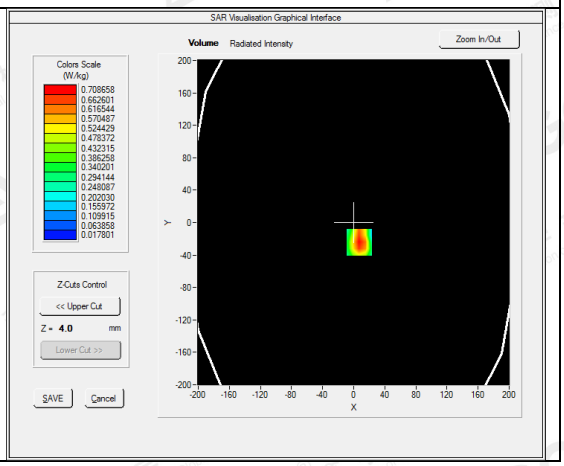

Maximum location: X=7.00, Y=-24.00
SAR Peak: 1.05 W/kg

SAR 10g (W/Kg)	0.376651
SAR 1g (W/Kg)	0.676530

The results shown in this test report refer only to the sample(s) tested unless otherwise stated and the sample(s) are retained for 30 days only. The document is issued by AGC, this document cannot be reproduced except in full with our prior written permission. The more details and the authenticity of the report will be confirmed at http://www.agc-cert.com.

Z (mm)	0.00	4.00	9.00	14.00	19.00	24.00	29.00
SAR (W/Kg)	1.0228	0.7087	0.4422	0.2824	0.1750	0.1058	0.0648

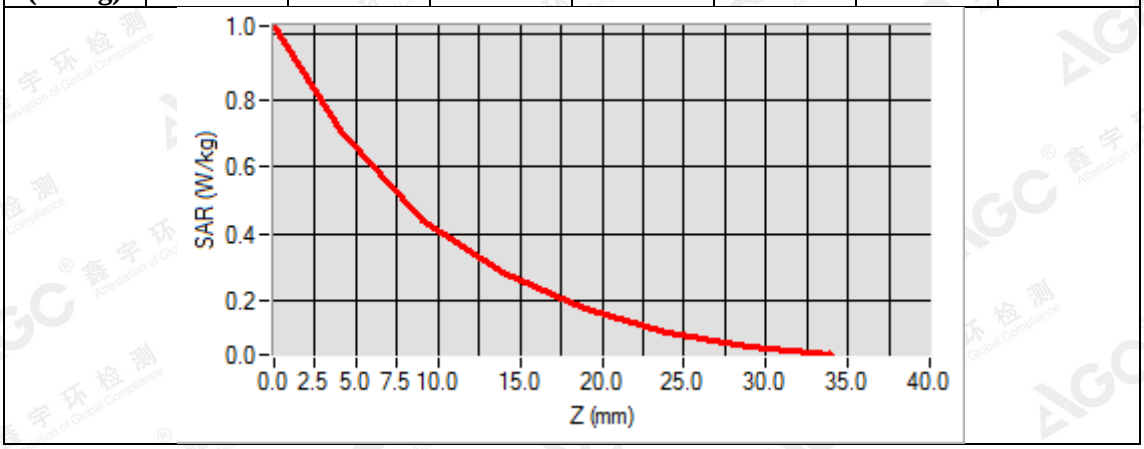

3D screen shot	Hot spot position
	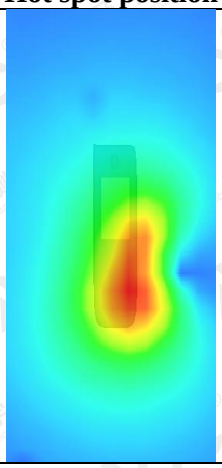

The results shown in this test report refer only to the sample(s) tested unless otherwise stated and the sample(s) are retained for 30 days only. The document is issued by AGC, this document cannot be reproduced except in full with our prior written permission. The more details and the authenticity of the report will be confirmed at http://www.agc-cert.com.

Test Laboratory: AGC Lab **Date: June 11,2018**
WCDMA Band II Mid-Touch-Right (RMC)
DUT: Handheld Fingerprint Terminal; Type: TPS360

Communication System: UMTS; Communication System Band: Band II UTRA/FDD ;Duty Cycle:1:1; Conv.F=2.32;
Frequency: 1880 MHz; Medium parameters used: f = 1900 MHz; σ= 1.38 mho/m; εr =40.23; ρ= 1000 kg/m³ ;
Phantom section: Right Section
Ambient temperature (℃): 21.8, Liquid temperature (℃): 21.3

SATIMO Configuration:
- Probe: SSE2; Calibrated: Aug. 08,2017; Serial No.: SN 08/16 EPGO282
- Sensor-Surface: 4mm (Mechanical Surface Detection)
- Phantom: SAM twin phantom
- Measurement SW: OpenSAR V4_02_35

Configuration/WCDMA band II Mid-Touch-Right/Area Scan: Measurement grid: dx=8mm, dy=8mm
Configuration/WCDMA band II Mid-Touch-Right/Zoom Scan: Measurement grid: dx=8mm,dy=8mm, dz=5mm;

Area Scan	sam_direct_droit2_surf8mm.txt
ZoomScan	5x5x7,dx=8mm dy=8mm dz=5mm,Complete
Phantom	Right head
Device Position	Cheek
Band	WCDMA band II
Channels	Middle
Signal	CDMA (Crest factor: 1.0)

SURFACE SAR

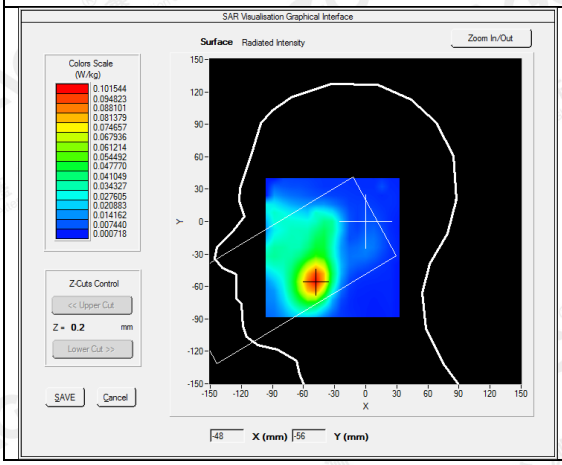

VOLUME SAR

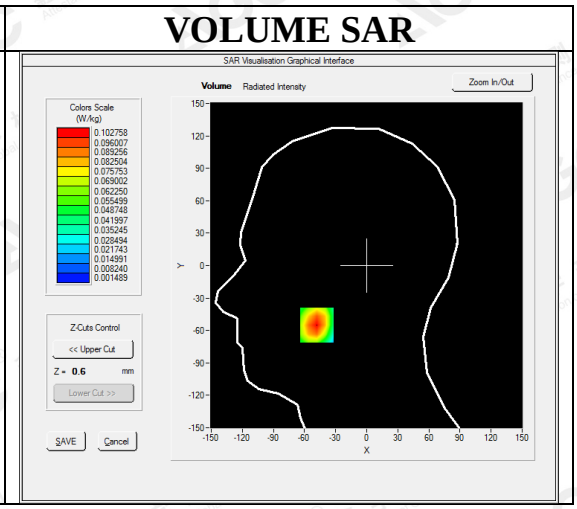

Maximum location: X=-48.00, Y=-55.00
SAR Peak: 0.15 W/kg

SAR 10g (W/Kg)	0.057365
SAR 1g (W/Kg)	0.097593

The results shown in this test report refer only to the sample(s) tested unless otherwise stated and the sample(s) are retained for 30 days only. The document is issued by AGC, this document cannot be reproduced except in full with our prior written permission. The more details and the authenticity of the report will be confirmed at http://www.agc-cert.com.

Z (mm)	0.00	4.00	9.00	14.00	19.00	24.00	29.00
SAR (W/Kg)	0.1476	0.1028	0.0652	0.0420	0.0275	0.0182	0.0121

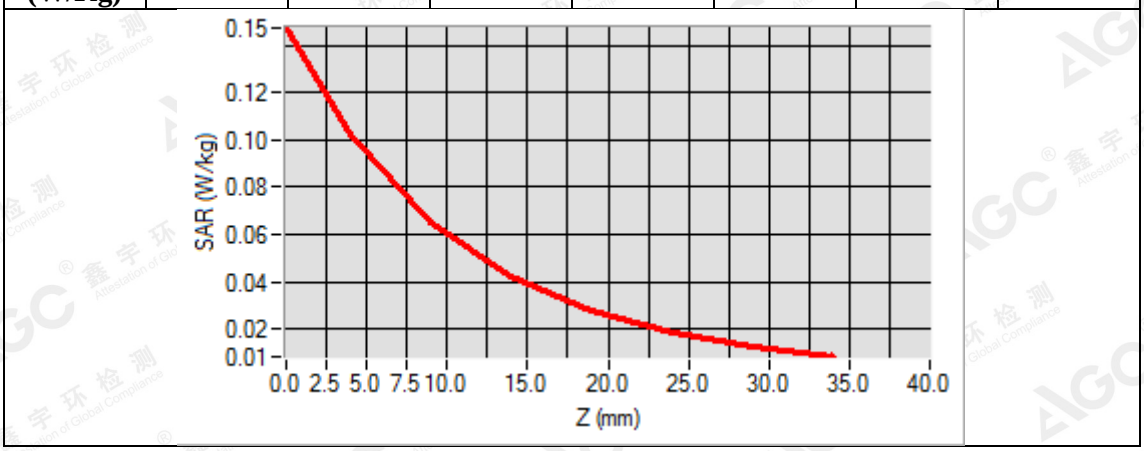

3D screen shot	Hot spot position
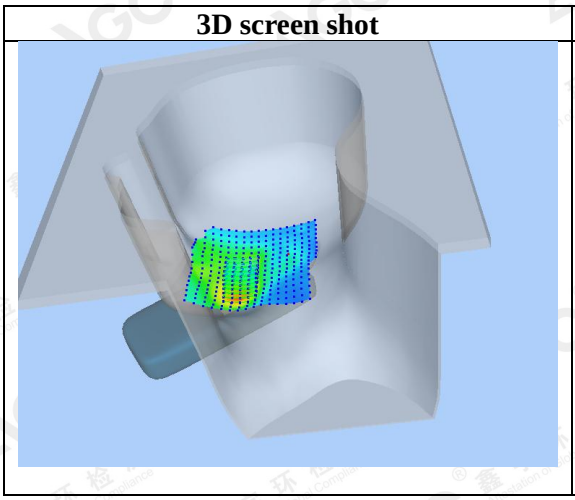	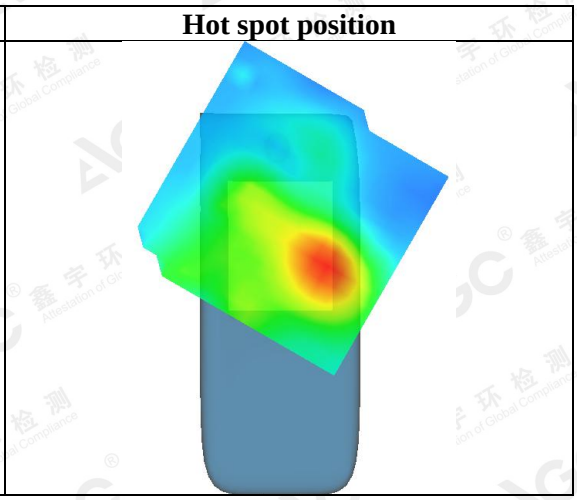

The results shown in this test report refer only to the sample(s) tested unless otherwise stated and the sample(s) are retained for 30 days only. The document is issued by AGC, this document cannot be reproduced except in full with our prior written permission. The more details and the authenticity of the report will be confirmed at http://www.agc-cert.com.

Test Laboratory: AGC Lab **Date: June 11,2018**
WCDMA Band II Mid-Edge 3(RMC)
DUT: Handheld Fingerprint Terminal; Type: TPS360

Communication System: UMTS; Communication System Band: Band II UTRA/FDD ;Duty Cycle:1:1; Conv.F=2.39
Frequency: 1880 MHz; Medium parameters used: f = 1900 MHz; σ=1.50 mho/m; εr =54.11; ρ= 1000 kg/m³ ;
Phantom section: Flat Section
Ambient temperature (℃): 21.8, Liquid temperature (℃): 21.5

SATIMO Configuration:
- Probe: SSE2; Calibrated: Aug. 08,2017; Serial No.: SN 08/16 EPGO282
- Sensor-Surface: 4mm (Mechanical Surface Detection)
- Phantom: ELLI39 Phantom
- Measurement SW: OpenSAR V4_02_35

Configuration/ WCDMA band II Mid-Edge 3/Area Scan: Measurement grid: dx=8mm, dy=8mm
Configuration/ WCDMA band II Mid-Edge 3/Zoom Scan: Measurement grid: dx=8mm,dy=8mm, dz=5mm;

Area Scan	dx=8mm dy=8mm, h= 5.00 mm
Zoom Scan	5x5x7,dx=8mm dy=8mm dz=5mm,Complete
Phantom	ELLI
Device Position	Edge 3
Band	WCDMA band II
Channels	Middle
Signal	CDMA (Crest factor: 1.0)

SURFACE SAR

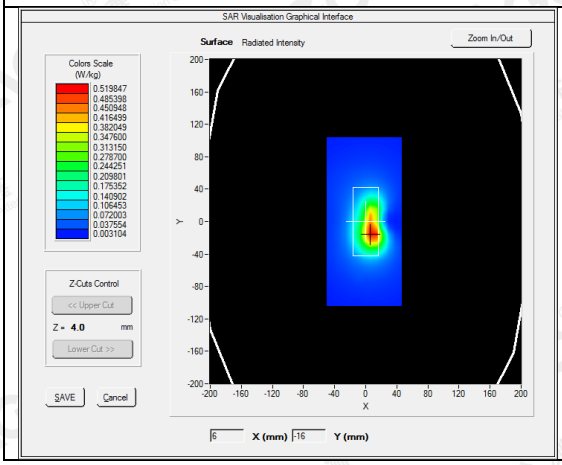

VOLUME SAR

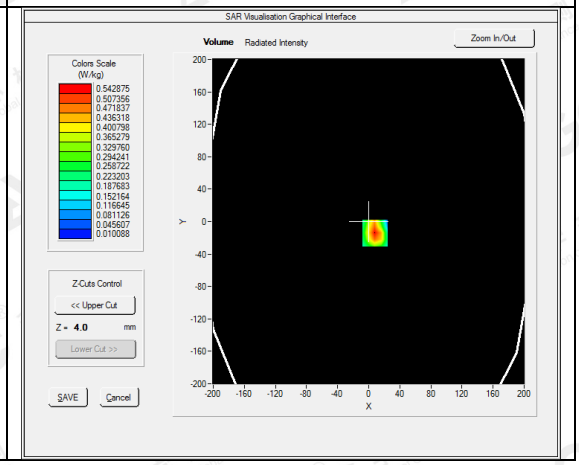

Maximum location: X=8.00, Y=-14.00
SAR Peak: 0.80 W/kg

SAR 10g (W/Kg)	0.274279
SAR 1g (W/Kg)	0.506884

The results shown in this test report refer only to the sample(s) tested unless otherwise stated and the sample(s) are retained for 30 days only. The document is issued by AGC, this document cannot be reproduced except in full with our prior written permission. The more details and the authenticity of the report will be confirmed at http://www.agc-cert.com.

Z (mm)	0.00	4.00	9.00	14.00	19.00	24.00	29.00
SAR (W/Kg)	0.8003	0.5429	0.3272	0.1986	0.1183	0.0718	0.0434

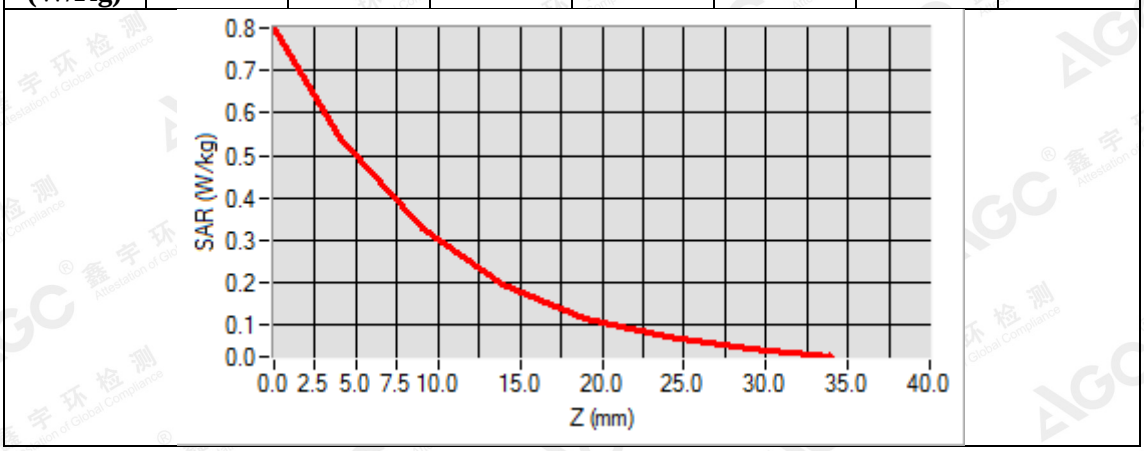

3D screen shot	Hot spot position
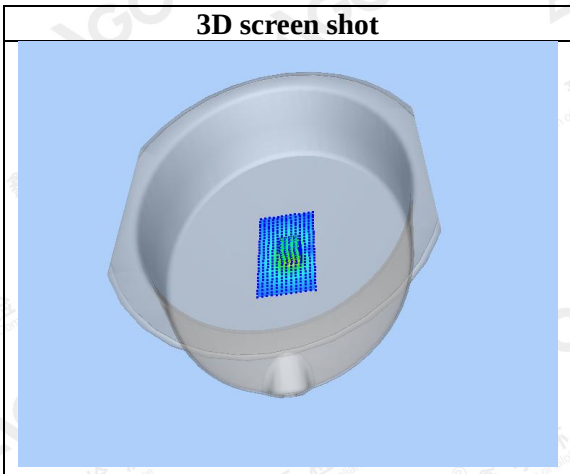	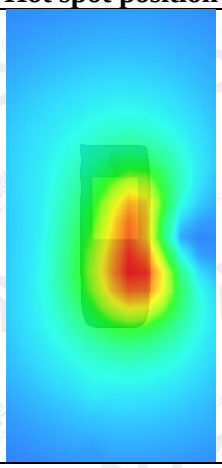

The results shown in this test report refer only to the sample(s) tested unless otherwise stated and the sample(s) are retained for 30 days only. The document is issued by AGC, this document cannot be reproduced except in full with our prior written permission. The more details and the authenticity of the report will be confirmed at http://www.agc-cert.com.

Test Laboratory: AGC Lab **Date: June 8,2018**

WCDMA Band Ⅴ Mid-Touch-Right (RMC)

DUT: Handheld Fingerprint Terminal; Type: TPS360

Communication System: UMTS; Communication System Band: BAND V UTRA/FDD ; Duty Cycle:1: 1; Conv.F=1.74; Frequency: 836.6 MHz; Medium parameters used: f = 835MHz; σ=0.91 mho/m; εr =41.75; ρ= 1000 kg/m³ ;
Phantom section: Right Section
Ambient temperature (℃): 20.9, Liquid temperature (℃): 20.5

SATIMO Configuration:

- Probe: SSE2; Calibrated: Aug. 08,2017; Serial No.: SN 08/16 EPGO282
- Sensor-Surface: 4mm (Mechanical Surface Detection)
- Phantom: SAM twin phantom
- Measurement SW: OpenSAR V4_02_32

Configuration/ WCDMA Band Ⅴ Mid-Touch-Right/Area Scan: Measurement grid: dx=8mm, dy=8mm

Configuration/ WCDMA Band Ⅴ Mid-Touch-Right/Zoom Scan: Measurement grid: dx=8mm, dy=8mm, dz=5mm

Area Scan	sam_direct_droit2_surf8mm.txt
ZoomScan	5x5x7,dx=8mm dy=8mm dz=5mm,Complete
Phantom	Right head
Device Position	Cheek
Band	WCDMA Band V
Channels	Middle
Signal	CDMA (Crest factor: 1.0)

SURFACE SAR	VOLUME SAR
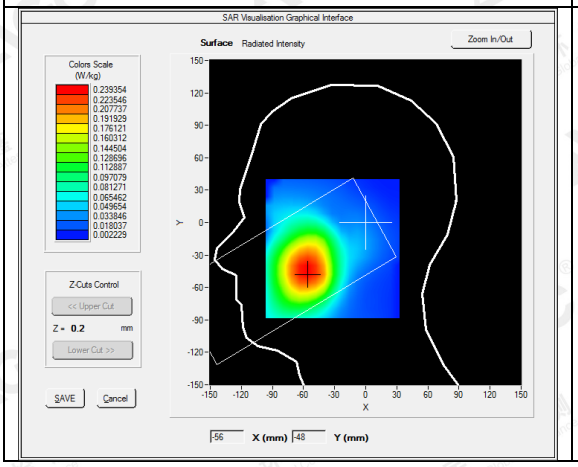	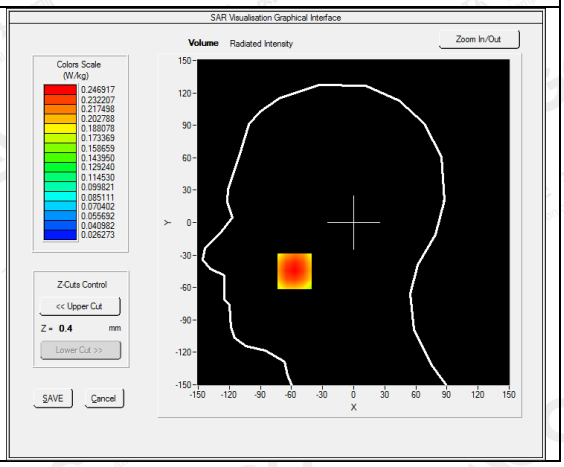

Maximum location: X=-57.00, Y=-45.00

SAR Peak: 0.31 W/kg

SAR 10g (W/Kg)	0.171618
SAR 1g (W/Kg)	0.238727

The results shown in this test report refer only to the sample(s) tested unless otherwise stated and the sample(s) are retained for 30 days only. The document is issued by AGC, this document cannot be reproduced except in full with our prior written permission. The more details and the authenticity of the report will be confirmed at http://www.agc-cert.com.

Z (mm)	0.00	4.00	9.00	14.00	19.00	24.00	29.00
SAR (W/Kg)	0.3088	0.2469	0.1860	0.1414	0.1074	0.0808	0.0630

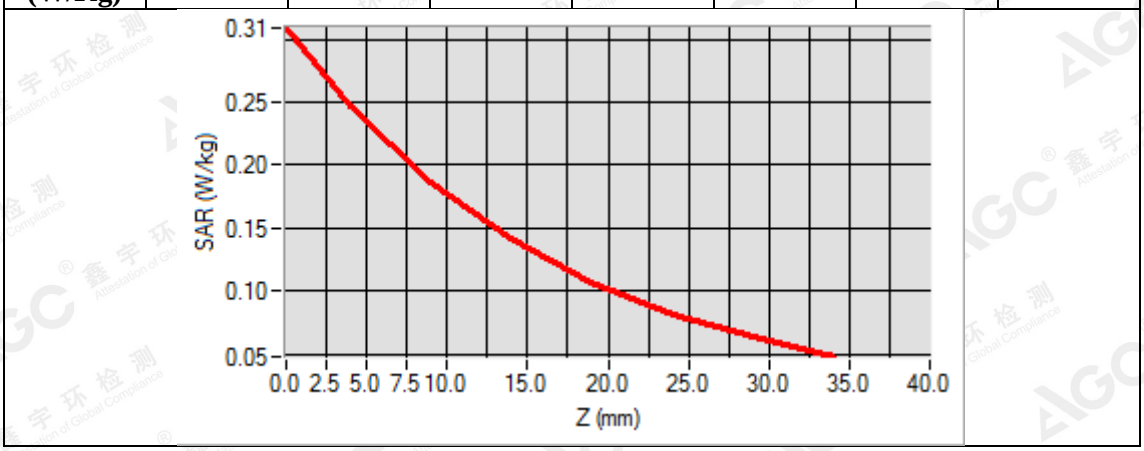

3D screen shot	Hot spot position
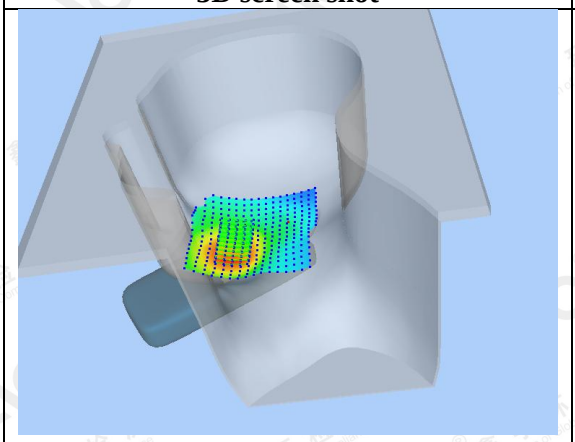	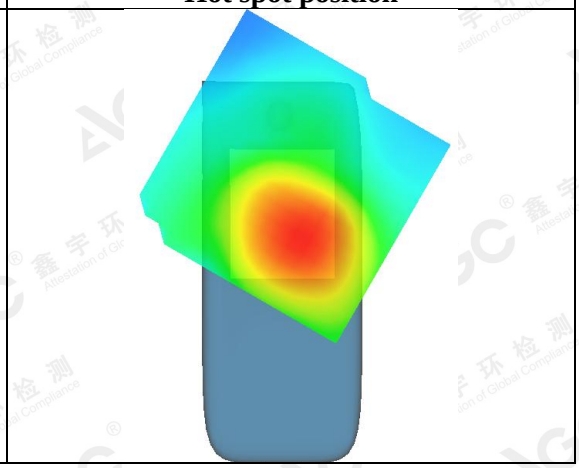

The results shown in this test report refer only to the sample(s) tested unless otherwise stated and the sample(s) are retained for 30 days only. The document is issued by AGC, this document cannot be reproduced except in full with our prior written permission. The more details and the authenticity of the report will be confirmed at http://www.agc-cert.com.

Test Laboratory: AGC Lab **Date: June 8,2018**

WCDMA Band Ⅴ Mid-Body-Towards Grounds (RMC)

DUT: Handheld Fingerprint Terminal; Type: TPS360

Communication System: UMTS; Communication System Band: BAND V UTRA/FDD; Duty Cycle:1: 1; Conv.F=1.81; Frequency: 836.6 MHz; Medium parameters used: f = 835MHz; σ=0.97 mho/m; εr =55.13; ρ= 1000 kg/m³ ;
Phantom section: Flat Section
Ambient temperature (℃): 20.9, Liquid temperature (℃): 20.8

SATIMO Configuration:

- Probe: SSE2; Calibrated: Aug. 08,2017; Serial No.: SN 08/16 EPGO282
- Sensor-Surface: 4mm (Mechanical Surface Detection)
- Phantom: ELLI39 Phantom
- Measurement SW: OpenSAR V4_02_32

Configuration/ WCDMA Band Ⅴ Mid-Body-Back/Area Scan: Measurement grid: dx=8mm, dy=8mm

Configuration/ WCDMA Band Ⅴ Mid-Body-Back/Zoom Scan: Measurement grid: dx=8mm,dy=8mm, dz=5mm;

Area Scan	dx=8mm dy=8mm, h= 5.00 mm
ZoomScan	5x5x7,dx=8mm dy=8mm dz=5mm,Complete
Phantom	ELLI
Device Position	Body Back
Band	WCDMA Band V
Channels	Middle
Signal	CDMA (Crest factor: 1.0)

SURFACE SAR	VOLUME SAR
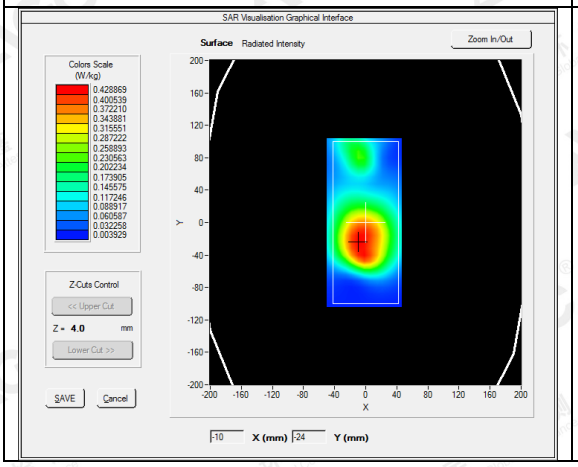	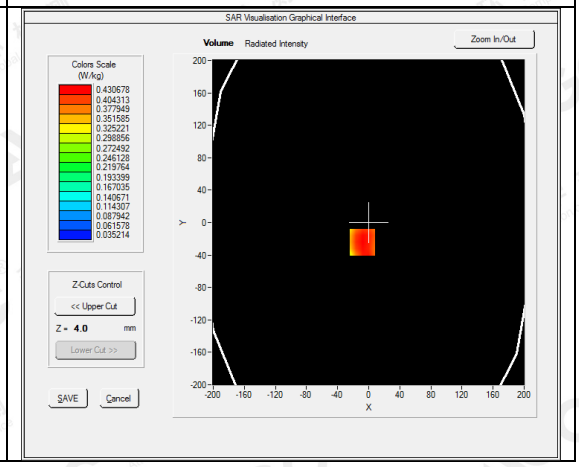

Maximum location: X=-8.00, Y=-24.00

SAR Peak: 0.58 W/kg

SAR 10g (W/Kg)	0.295952
SAR 1g (W/Kg)	0.418203

The results shown in this test report refer only to the sample(s) tested unless otherwise stated and the sample(s) are retained for 30 days only. The document is issued by AGC, this document cannot be reproduced except in full with our prior written permission. The more details and the authenticity of the report will be confirmed at http://www.agc-cert.com.

Z (mm)	0.00	4.00	9.00	14.00	19.00	24.00	29.00
SAR (W/Kg)	0.5532	0.4307	0.3125	0.2255	0.1612	0.1143	0.0812

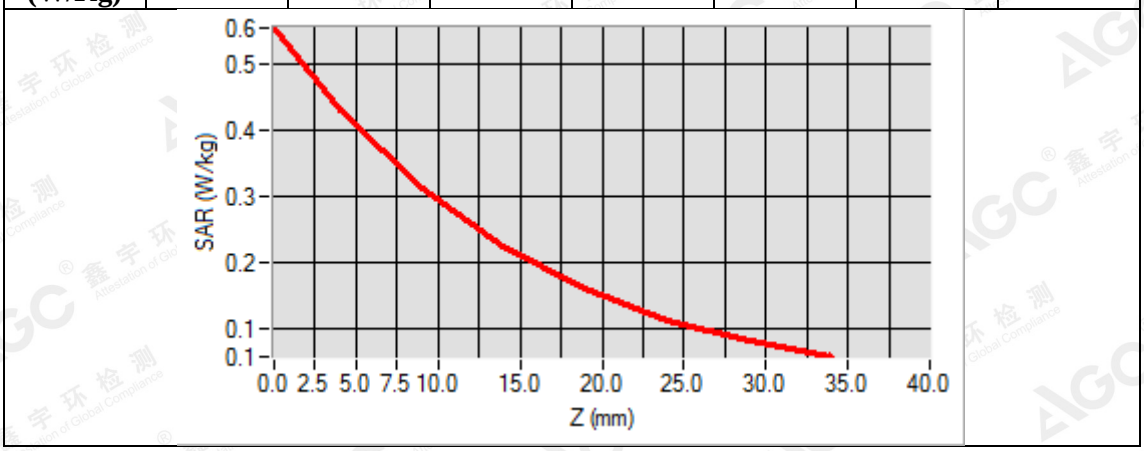

3D screen shot	Hot spot position
	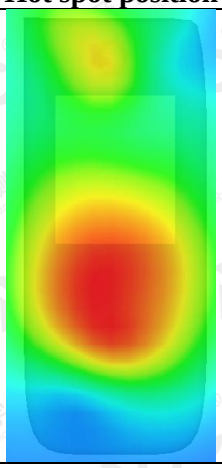

The results shown in this test report refer only to the sample(s) tested unless otherwise stated and the sample(s) are retained for 30 days only. The document is issued by AGC, this document cannot be reproduced except in full with our prior written permission. The more details and the authenticity of the report will be confirmed at http://www.agc-cert.com.

Test Laboratory: AGC Lab **Date: June 16,2018**
LTE Band II Mid-Touch-Right (1 RB#0)
DUT: Handheld Fingerprint Terminal; Type: TPS360

Communication System: LTE; Communication System Band: LTE Band II; Duty Cycle:1:1; Conv.F=2.32; Frequency:1880MHz; Medium parameters used: f =1900 MHz; σ= 1.38 mho/m; εr =40.76; ρ= 1000 kg/m³ ;
Phantom section: Right Section
Ambient temperature (℃): 21.5, Liquid temperature (℃): 21.2

SATIMO Configuration:
- Probe: SSE2; Calibrated: Aug. 08,2017; Serial No.: SN 08/16 EPGO282
- Sensor-Surface: 4mm (Mechanical Surface Detection)
- Phantom: SAM twin phantom
- Measurement SW: OpenSAR V4_02_35

Configuration/ LTE Band II Mid- Touch-Right /Area Scan: Measurement grid: dx=8mm, dy=8mm
Configuration/ LTE Band II Mid- Touch-Right /Zoom Scan: Measurement grid: dx=8mm,dy=8mm, dz=5mm;

Area Scan	sam_direct_droit2_surf8mm.txt
Zoom Scan	5x5x7,dx=8mm dy=8mm dz=5mm
Phantom	Right head
Device Position	Cheek
Band	LTE Band II
Channels	Middle
Signal	OFDM (Crest factor: 1.0)

SURFACE SAR	VOLUME SAR
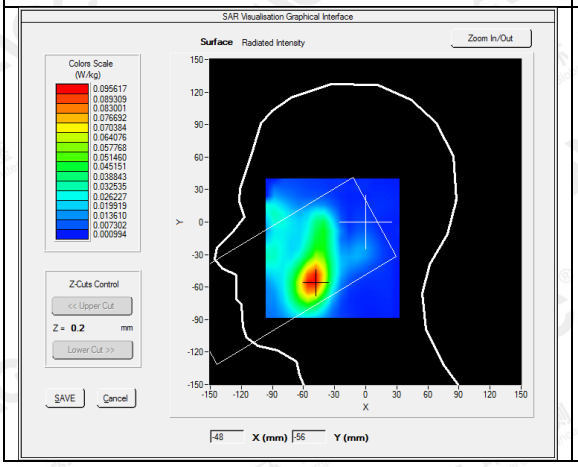	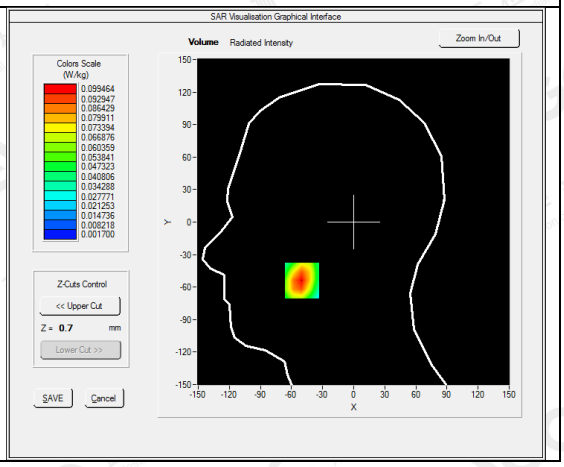

Maximum location: X=-50.00, Y=-54.00
SAR Peak: 0.15 W/kg

SAR 10g (W/Kg)	0.054774
SAR 1g (W/Kg)	0.095539

The results shown in this test report refer only to the sample(s) tested unless otherwise stated and the sample(s) are retained for 30 days only. The document is issued by AGC, this document cannot be reproduced except in full with our prior written permission. The more details and the authenticity of the report will be confirmed at http://www.agc-cert.com.

Z (mm)	0.00	4.00	9.00	14.00	19.00	24.00	29.00
SAR (W/Kg)	0.1473	0.0995	0.0607	0.0398	0.0251	0.0158	0.0103

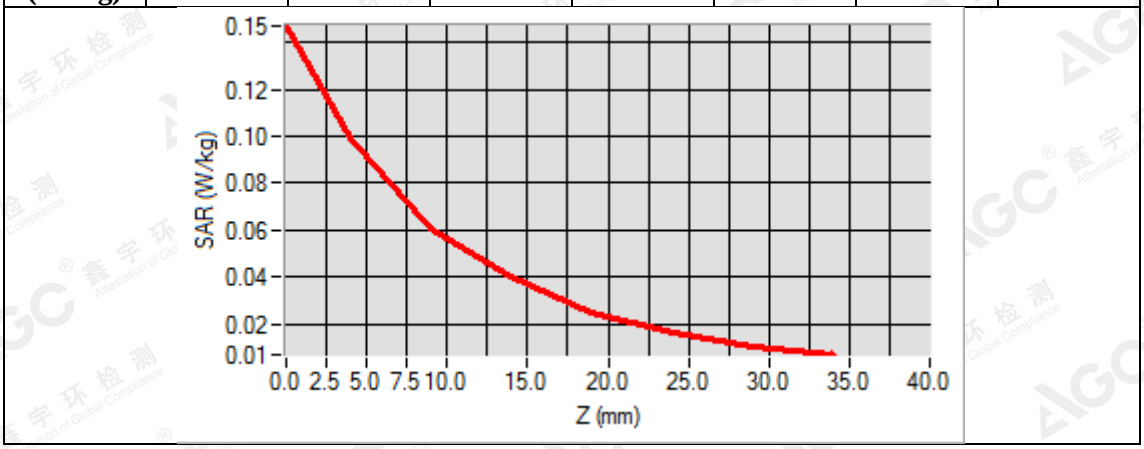

3D screen shot	Hot spot position
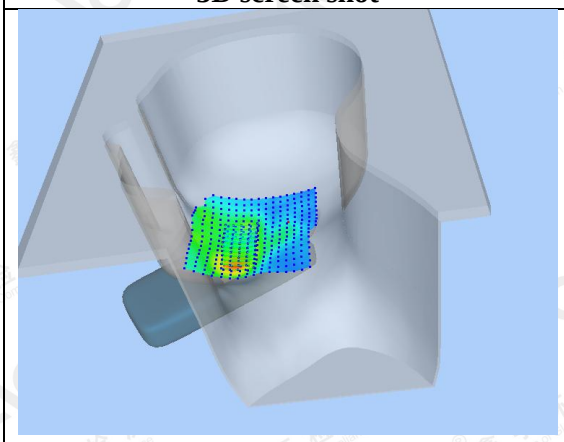	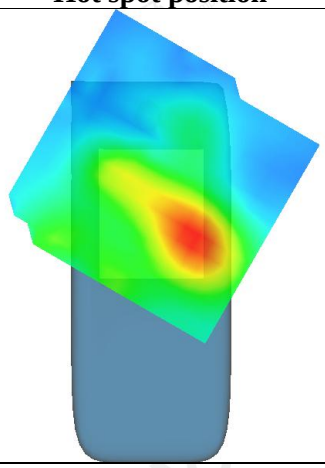

The results shown in this test report refer only to the sample(s) tested unless otherwise stated and the sample(s) are retained for 30 days only. The document is issued by AGC, this document cannot be reproduced except in full with our prior written permission. The more details and the authenticity of the report will be confirmed at http://www.agc-cert.com.

Test Laboratory: AGC Lab **Date: June 16,2018**
LTE Band II Mid-Edge3 (1 RB#0)
DUT: Handheld Fingerprint Terminal; Type: TPS360

Communication System: LTE; Communication System Band: LTE Band II; Duty Cycle:1:1; Conv.F=2.39; Frequency:1880MHz; Medium parameters used: f = 1900 MHz; σ= 1.48 mho/m; εr =54.86; ρ= 1000 kg/m³ ;
Phantom section: Flat Section
Ambient temperature (℃): 21.5, Liquid temperature (℃): 21.4

SATIMO Configuration:
- Probe: SSE2; Calibrated: Aug. 08,2017; Serial No.: SN 08/16 EPGO282
- Sensor-Surface: 4mm (Mechanical Surface Detection)
- Phantom: ELLI39 Phantom
- Measurement SW: OpenSAR V4_02_35

Configuration/ LTE Band II Mid- Edge3 /Area Scan: Measurement grid: dx=8mm, dy=8mm
Configuration/ LTE Band II Mid- Edge3 /Zoom Scan: Measurement grid: dx=8mm,dy=8mm, dz=5m;

Area Scan	dx=8mm dy=8mm, h= 5.00 mm
Zoom Scan	5x5x7,dx=8mm dy=8mm dz=5mm
Phantom	ELLI
Device Position	Edge3
Band	LTE Band II
Channels	Middle
Signal	OFDM (Crest factor: 1.0)

SURFACE SAR	VOLUME SAR
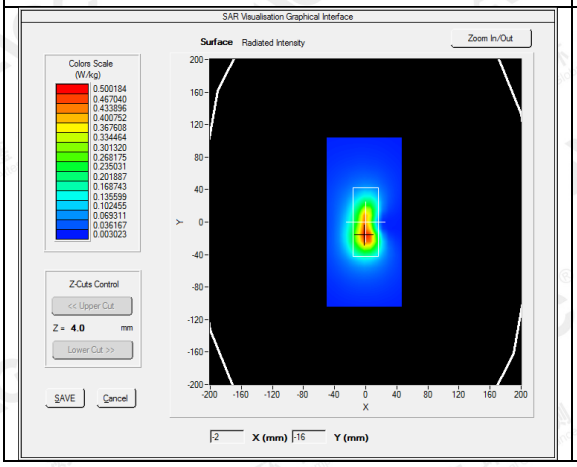	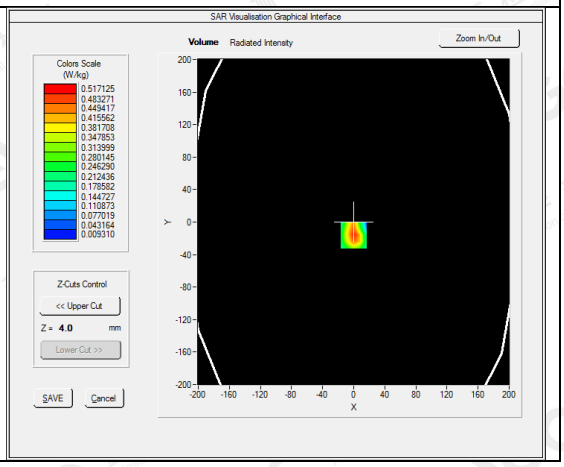

Maximum location: X=0.00, Y=-16.00
SAR Peak: 0.76 W/kg

SAR 10g (W/Kg)	0.265114
SAR 1g (W/Kg)	0.483624

The results shown in this test report refer only to the sample(s) tested unless otherwise stated and the sample(s) are retained for 30 days only. The document is issued by AGC, this document cannot be reproduced except in full with our prior written permission. The more details and the authenticity of the report will be confirmed at http://www.agc-cert.com.

Z (mm)	0.00	4.00	9.00	14.00	19.00	24.00	29.00
SAR (W/Kg)	0.7588	0.5171	0.3144	0.1922	0.1157	0.0718	0.0430

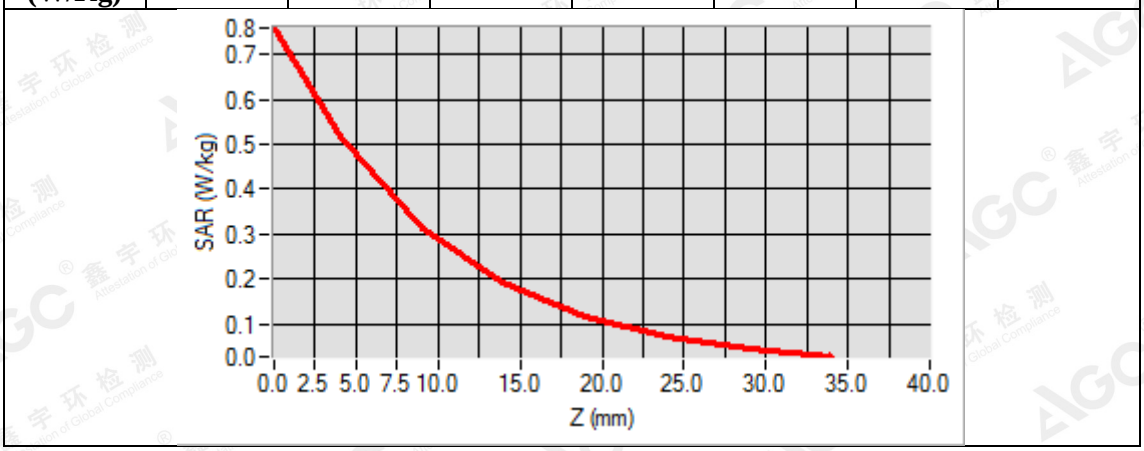

3D screen shot	Hot spot position
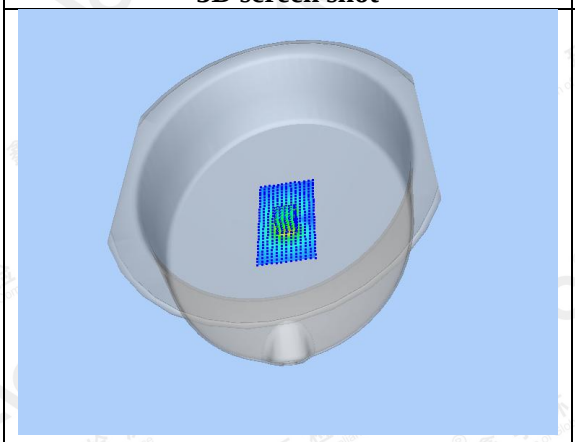	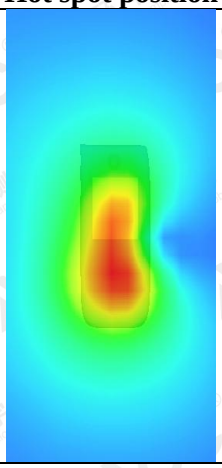

The results shown in this test report refer only to the sample(s) tested unless otherwise stated and the sample(s) are retained for 30 days only. The document is issued by AGC, this document cannot be reproduced except in full with our prior written permission. The more details and the authenticity of the report will be confirmed at http://www.agc-cert.com.

Test Laboratory: AGC Lab **Date: June 02,2018**

LTE Band Ⅳ Mid-Touch-Right(1 RB#0)

DUT: Handheld Fingerprint Terminal; Type: TPS360

Communication System: LTE; Communication System Band: LTE Band IV; Duty Cycle:1:1; Conv.F=2.03; Frequency:1732.5 MHz; Medium parameters used: f =1800 MHz; σ= 1.35 mho/m; εr =41.20; ρ= 1000 kg/m³ ; Phantom section: Right Section
Ambient temperature (℃): 21.8, Liquid temperature (℃): 21.3

SATIMO Configuration:

- Probe: SSE2; Calibrated: Aug. 08,2017; Serial No.: SN 08/16 EPGO282
- Sensor-Surface: 4mm (Mechanical Surface Detection)
- Phantom: SAM twin phantom
- Measurement SW: OpenSAR V4_02_35

Configuration/ LTE Band Ⅳ Mid- Touch-Right /Area Scan: Measurement grid: dx=8mm, dy=8mm

Configuration/ LTE Band Ⅳ Mid- Touch-Right /Zoom Scan: Measurement grid: dx=8mm,dy=8mm, dz=5mm;

Area Scan	sam_direct_droit2_surf8mm.txt
Zoom Scan	5x5x7,dx=8mm dy=8mm dz=5mm
Phantom	Right head
Device Position	Cheek
Band	LTE Band Ⅳ
Channels	Middle
Signal	OFDM (Crest factor: 1.0)

SURFACE SAR

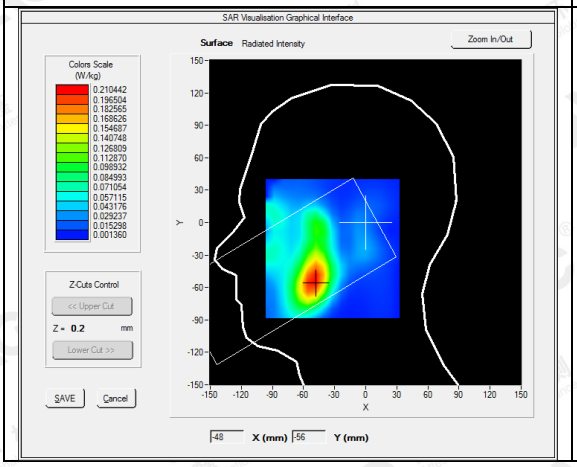

VOLUME SAR

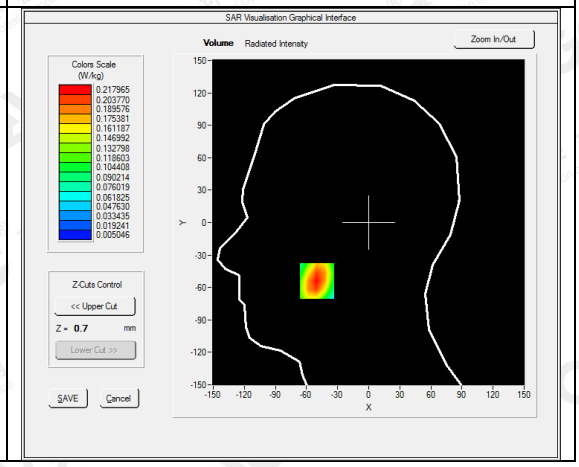

Maximum location: X=-50.00, Y=-54.00

SAR Peak: 0.30 W/kg

SAR 10g (W/Kg)	0.128941
SAR 1g (W/Kg)	0.208248

The results shown in this test report refer only to the sample(s) tested unless otherwise stated and the sample(s) are retained for 30 days only. The document is issued by AGC, this document cannot be reproduced except in full with our prior written permission. The more details and the authenticity of the report will be confirmed at http://www.agc-cert.com.

Z (mm)	0.00	4.00	9.00	14.00	19.00	24.00	29.00
SAR (W/Kg)	0.2937	0.2180	0.1487	0.1047	0.0699	0.0467	0.0319

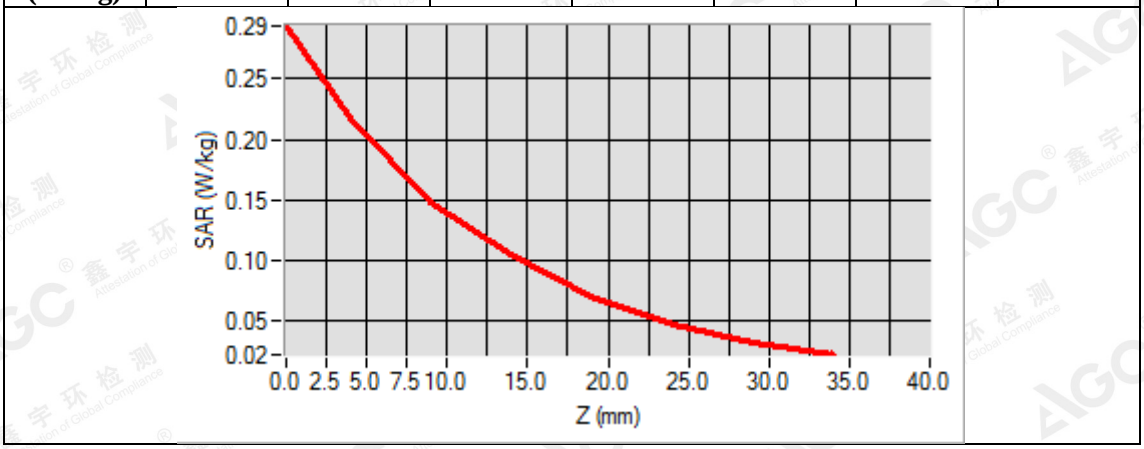

3D screen shot	Hot spot position
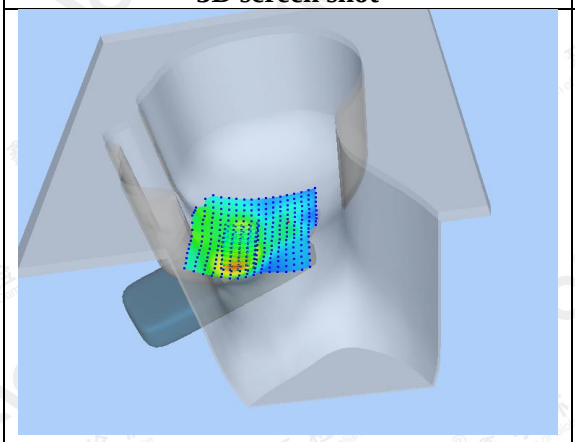	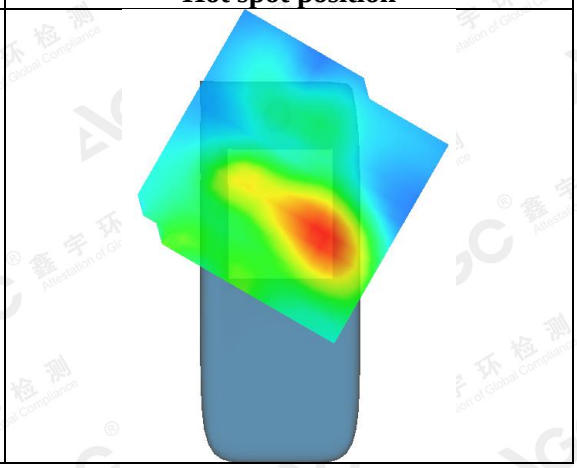

The results shown in this test report refer only to the sample(s) tested unless otherwise stated and the sample(s) are retained for 30 days only. The document is issued by AGC, this document cannot be reproduced except in full with our prior written permission. The more details and the authenticity of the report will be confirmed at http://www.agc-cert.com.

Test Laboratory: AGC Lab **Date: June 02,2018**

LTE Band Ⅳ Mid-Edge3(1 RB#0)

DUT: Handheld Fingerprint Terminal; Type: TPS360

Communication System: LTE; Communication System Band: LTE Band IV; Duty Cycle:1:1; Conv.F=2.07; Frequency:1732.5 MHz; Medium parameters used: f = 1800 MHz; σ= 1.46 mho/m; εr =53.77; ρ= 1000 kg/m³ ; Phantom section: Flat Section
Ambient temperature (℃): 21.8, Liquid temperature (℃): 21.5

SATIMO Configuration:

- Probe: SSE2; Calibrated: Aug. 08,2017; Serial No.: SN 08/16 EPGO282
- Sensor-Surface: 4mm (Mechanical Surface Detection)
- Phantom: ELLI39 Phantom
- Measurement SW: OpenSAR V4_02_35

Configuration/ LTE Band Ⅳ Mid- Edge3/Area Scan: Measurement grid: dx=8mm, dy=8mm

Configuration/ LTE Band Ⅳ Mid- Edge3/Zoom Scan: Measurement grid: dx=8mm,dy=8mm, dz=5m;

Area Scan	dx=8mm dy=8mm, h= 5.00 mm
Zoom Scan	5x5x7,dx=8mm dy=8mm dz=5mm
Phantom	ELLI
Device Position	Edge3
Band	LTE Band IV
Channels	Middle
Signal	OFDM (Crest factor: 1.0)

SURFACE SAR	VOLUME SAR
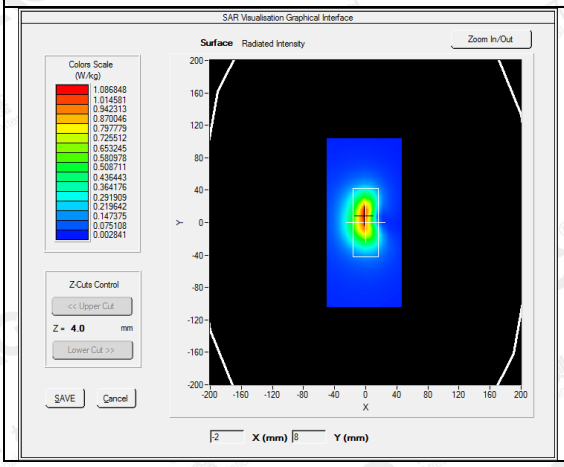	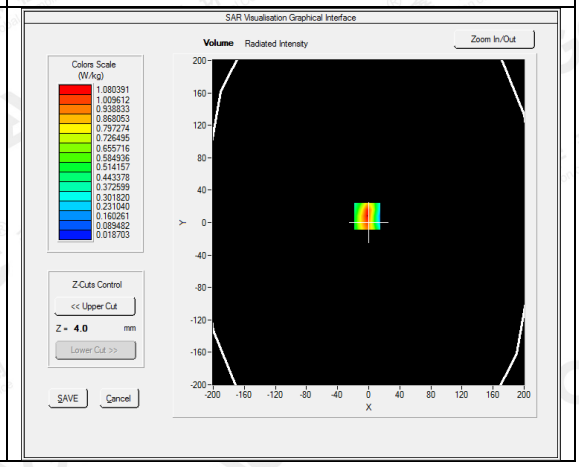

Maximum location: X=-2.00, Y=8.00

SAR Peak: 1.64 W/kg

SAR 10g (W/Kg)	0.546481
SAR 1g (W/Kg)	1.010165

The results shown in this test report refer only to the sample(s) tested unless otherwise stated and the sample(s) are retained for 30 days only. The document is issued by AGC, this document cannot be reproduced except in full with our prior written permission. The more details and the authenticity of the report will be confirmed at http://www.agc-cert.com.

Z (mm)	0.00	4.00	9.00	14.00	19.00	24.00	29.00
SAR (W/Kg)	1.6459	1.0804	0.6247	0.3857	0.2232	0.1348	0.0819

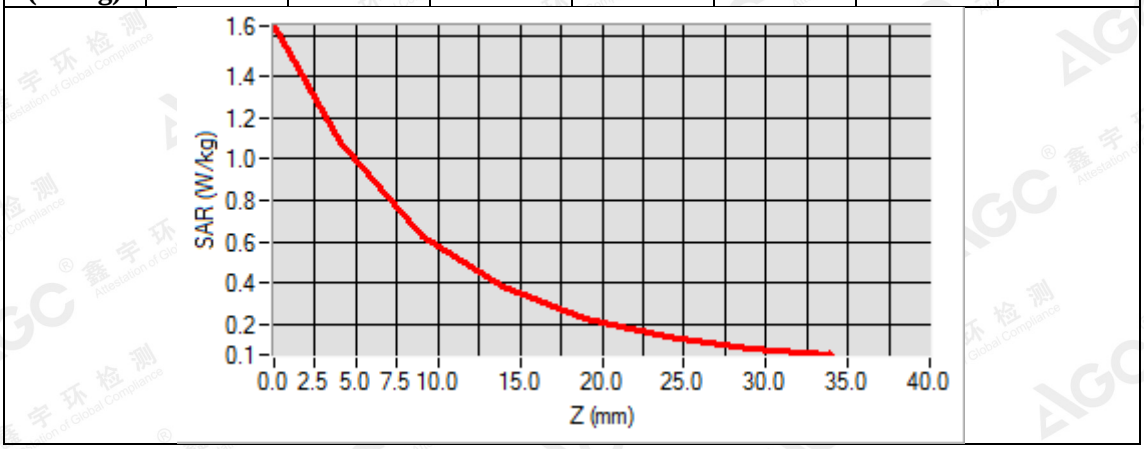

3D screen shot	Hot spot position
	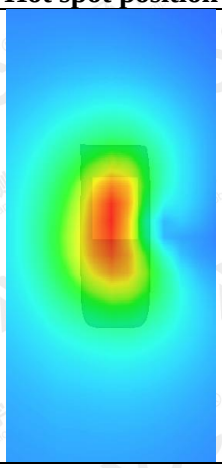

The results shown in this test report refer only to the sample(s) tested unless otherwise stated and the sample(s) are retained for 30 days only. The document is issued by AGC, this document cannot be reproduced except in full with our prior written permission. The more details and the authenticity of the report will be confirmed at http://www.agc-cert.com.

Test Laboratory: AGC Lab **Date: June 02,2018**

LTE Band Ⅳ High-Edge3(1 RB#0)

DUT: Handheld Fingerprint Terminal; Type: TPS360

Communication System: LTE; Communication System Band: LTE Band IV; Duty Cycle:1:1; Conv.F=2.07; Frequency:1745 MHz; Medium parameters used: f = 1800 MHz; σ= 1.48 mho/m; εr =53.10; ρ= 1000 kg/m³ ;
Phantom section: Flat Section
Ambient temperature (℃): 21.8, Liquid temperature (℃): 21.5

SATIMO Configuration:

- Probe: SSE2; Calibrated: Aug. 08,2017; Serial No.: SN 08/16 EPGO282
- Sensor-Surface: 4mm (Mechanical Surface Detection)
- Phantom: ELLI39 Phantom
- Measurement SW: OpenSAR V4_02_35

Configuration/ LTE Band Ⅳ High- Edge3/Area Scan: Measurement grid: dx=8mm, dy=8mm

Configuration/ LTE Band Ⅳ High- Edge3/Zoom Scan: Measurement grid: dx=8mm,dy=8mm, dz=5m;

Area Scan	dx=8mm dy=8mm, h= 5.00 mm
Zoom Scan	5x5x7,dx=8mm dy=8mm dz=5mm
Phantom	ELLI
Device Position	Edge3
Band	LTE Band IV
Channels	High
Signal	OFDM (Crest factor: 1.0)

SURFACE SAR	VOLUME SAR
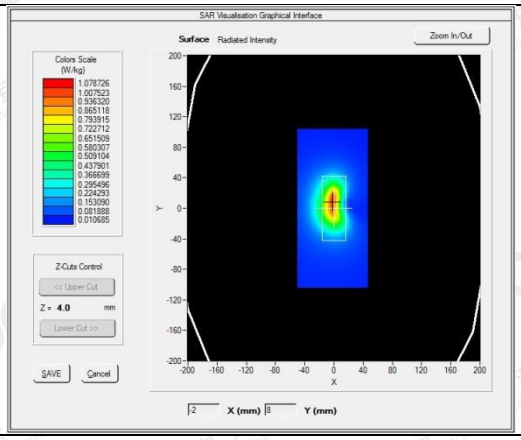	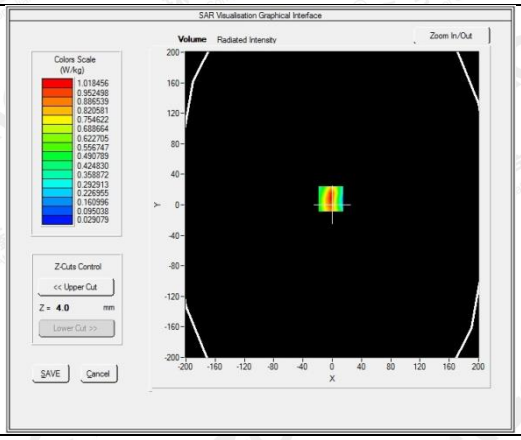

Maximum location: X=-2.00, Y=8.00

SAR Peak: 1.60 W/kg

SAR 10g (W/Kg)	0.503634
SAR 1g (W/Kg)	0.998046

The results shown in this test report refer only to the sample(s) tested unless otherwise stated and the sample(s) are retained for 30 days only. The document is issued by AGC, this document cannot be reproduced except in full with our prior written permission. The more details and the authenticity of the report will be confirmed at http://www.agc-cert.com.

Z (mm)	0.00	4.00	9.00	14.00	19.00	24.00	29.00
SAR (W/Kg)	1.6035	1.0099	0.5297	0.2784	0.1538	0.0885	0.0596

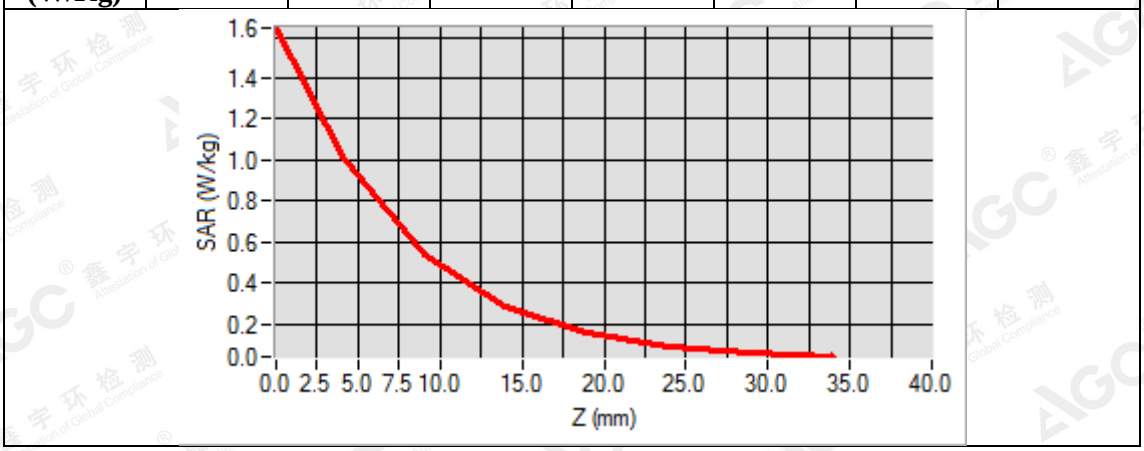

3D screen shot	Hot spot position
	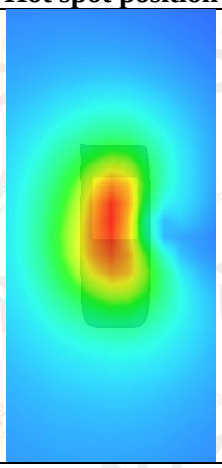

The results shown in this test report refer only to the sample(s) tested unless otherwise stated and the sample(s) are retained for 30 days only. The document is issued by AGC, this document cannot be reproduced except in full with our prior written permission. The more details and the authenticity of the report will be confirmed at http://www.agc-cert.com.

Test Laboratory: AGC Lab **Date: June 20,2018**
LTE Band V Mid-Touch-Left (1 RB#0)
DUT: Handheld Fingerprint Terminal; Type: TPS360

Communication System: LTE; Communication System Band: LTE Band V; Duty Cycle:1:1; Conv.F=1.74
Frequency: 836.5 MHz; Medium parameters used: f = 835 MHz; σ=0.91 mho/m; εr =41.77; ρ= 1000 kg/m³ ;
Phantom section: Left Section
Ambient temperature (℃): 22.0, Liquid temperature (℃): 21.3

SATIMO Configuration:
Probe: SSE2; Calibrated: Aug. 08,2017; Serial No.: SN 08/16 EPGO282
- Sensor-Surface: 4mm (Mechanical Surface Detection)
- Phantom: SAM twin phantom
- Measurement SW: OpenSAR V4_02_32

Configuration/ LTE Band V Mid- Touch-Left /Area Scan: Measurement grid: dx=8mm, dy=8mm
Configuration/ LTE Band V Mid- Touch-Left /Zoom Scan: Measurement grid: dx=8mm,dy=8mm, dz=5mm;

Area Scan	sam_direct_droit2_surf8mm.txt
Zoom Scan	5x5x7,dx=8mm dy=8mm dz=5mm
Phantom	Left head
Device Position	Cheek
Band	LTE Band V
Channels	Middle
Signal	OFDM (Crest factor: 1.0)

SURFACE SAR	VOLUME SAR
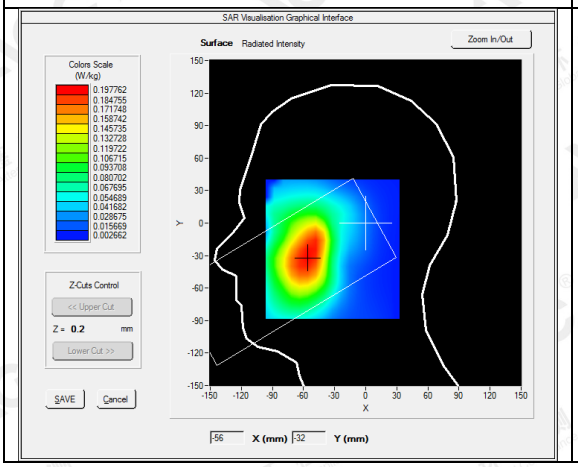	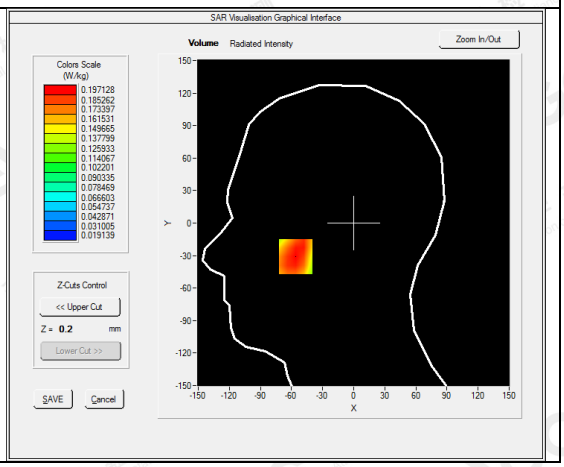

Maximum location: X=-56.00, Y=-31.00
SAR Peak: 0.24 W/kg

SAR 10g (W/Kg)	0.139284
SAR 1g (W/Kg)	0.188541

The results shown in this test report refer only to the sample(s) tested unless otherwise stated and the sample(s) are retained for 30 days only. The document is issued by AGC, this document cannot be reproduced except in full with our prior written permission. The more details and the authenticity of the report will be confirmed at http://www.agc-cert.com.

Z (mm)	0.00	4.00	9.00	14.00	19.00	24.00	29.00
SAR (W/Kg)	0.2292	0.1971	0.1565	0.1211	0.0896	0.0686	0.0509

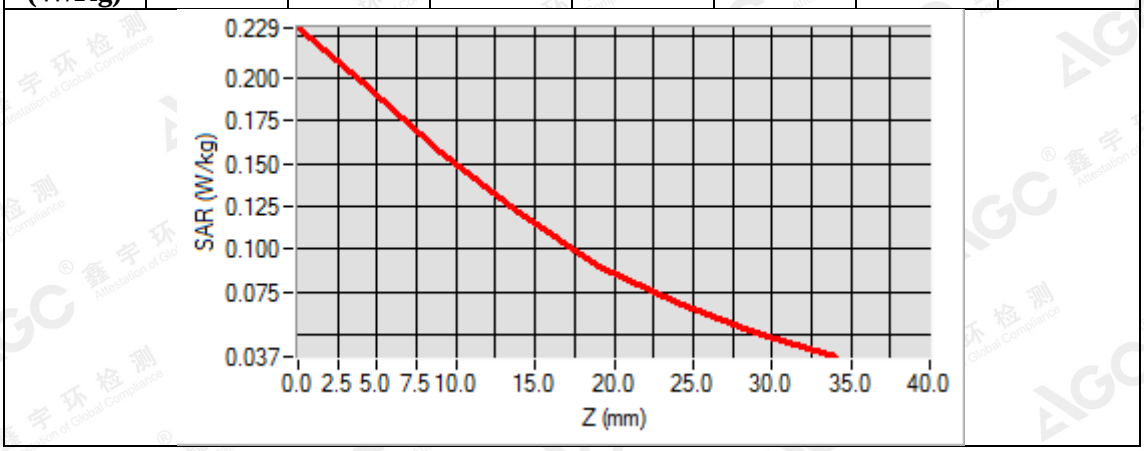

3D screen shot	Hot spot position
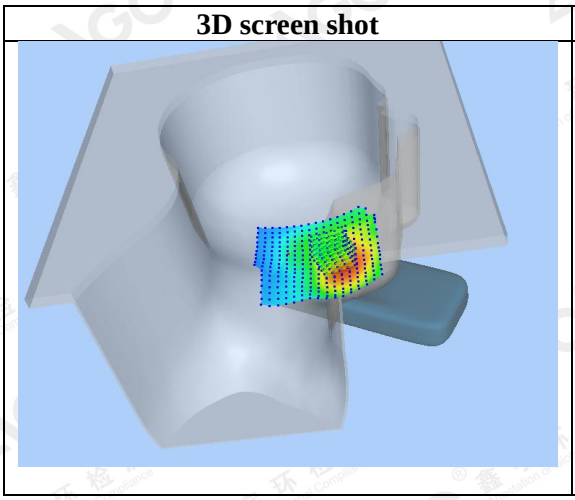	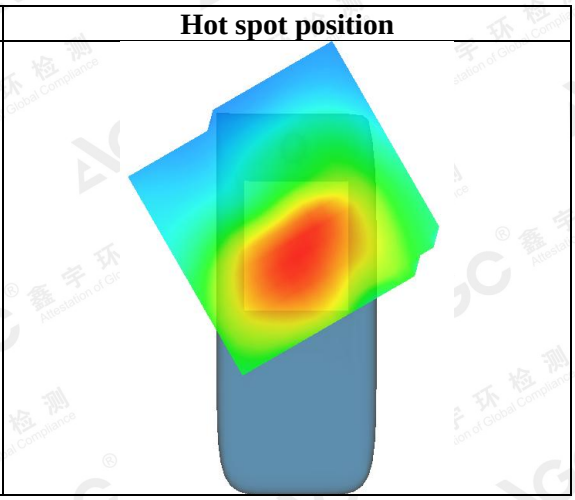

The results shown in this test report refer only to the sample(s) tested unless otherwise stated and the sample(s) are retained for 30 days only. The document is issued by AGC, this document cannot be reproduced except in full with our prior written permission. The more details and the authenticity of the report will be confirmed at http://www.agc-cert.com.

Test Laboratory: AGC Lab **Date: June 20,2018**
LTE Band V Mid-Body-Back (1 RB#0)
DUT: Handheld Fingerprint Terminal; Type: TPS360

Communication System: LTE; Communication System Band: LTE Band V; Duty Cycle:1:1; Conv.F=1.81
Frequency:836.5 MHz; Medium parameters used: f = 835 MHz; σ=0.98mho/m; εr =55.38; ρ= 1000 kg/m³ ;
Phantom section: Flat Section
Ambient temperature (℃): 22.0, Liquid temperature (℃): 21.5

SATIMO Configuration:
- Probe: SSE2; Calibrated: Aug. 08,2017; Serial No.: SN 08/16 EPGO282
- Sensor-Surface: 4mm (Mechanical Surface Detection)
- Phantom: ELLI39 Phantom
- Measurement SW: OpenSAR V4_02_32

Configuration/ LTE Band V Mid-Body-back/Area Scan: Measurement grid: dx=8mm, dy=8mm
Configuration/ LTE Band V Mid-Body-back/Zoom Scan: Measurement grid: dx=8mm,dy=8mm, dz=5m;

Area Scan	dx=8mm dy=8mm, h= 5.00 mm
Zoom Scan	5x5x7,dx=8mm dy=8mm dz=5mm
Phantom	ELLI
Device Position	Body Back
Band	LTE Band V
Channels	Middle
Signal	OFDM (Crest factor: 1.0)

SURFACE SAR	VOLUME SAR
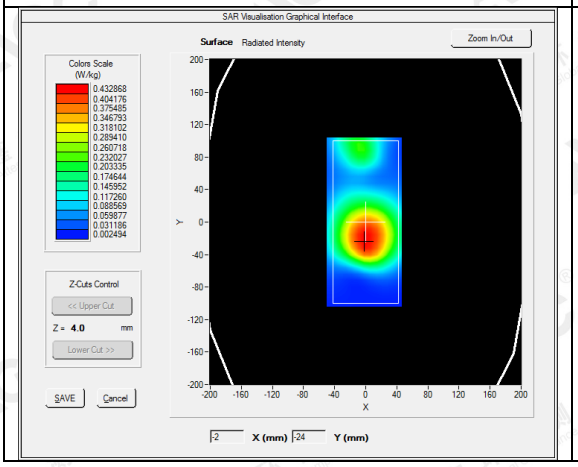	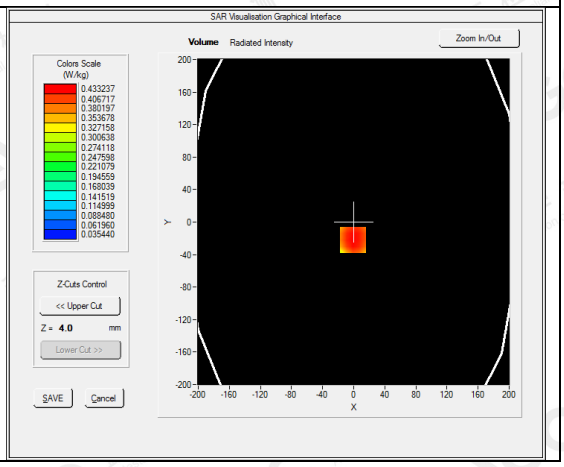

Maximum location: X=-1.00, Y=-22.00
SAR Peak: 0.57 W/kg

SAR 10g (W/Kg)	0.295159
SAR 1g (W/Kg)	0.420625

The results shown in this test report refer only to the sample(s) tested unless otherwise stated and the sample(s) are retained for 30 days only. The document is issued by AGC, this document cannot be reproduced except in full with our prior written permission. The more details and the authenticity of the report will be confirmed at http://www.agc-cert.com.

Z (mm)	0.00	4.00	9.00	14.00	19.00	24.00	29.00
SAR (W/Kg)	0.5607	0.4332	0.3116	0.2232	0.1585	0.1120	0.0792

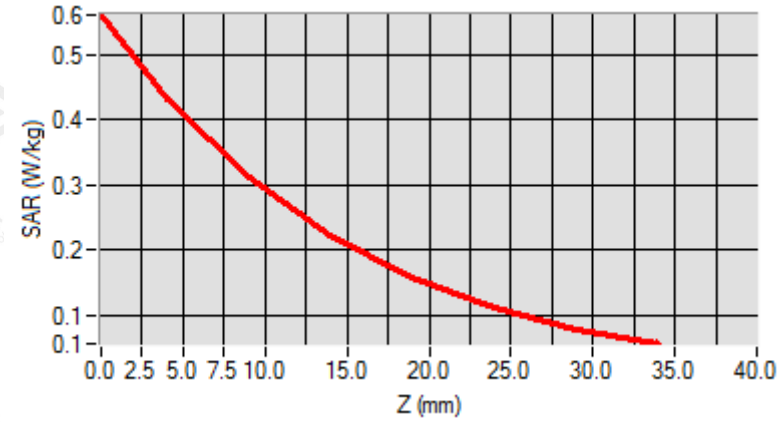

3D screen shot	Hot spot position
	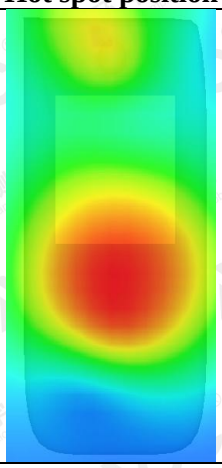

The results shown in this test report refer only to the sample(s) tested unless otherwise stated and the sample(s) are retained for 30 days only. The document is issued by AGC, this document cannot be reproduced except in full with our prior written permission. The more details and the authenticity of the report will be confirmed at http://www.agc-cert.com.

Test Laboratory: AGC Lab **Date: June 4,2018**
LTE Band VII Mid-Touch-Left (1 RB#0)
DUT: Handheld Fingerprint Terminal; Type: TPS360

Communication System: LTE; Communication System Band: LTE Band VII; Duty Cycle:1:1; Conv.F=2.40
Frequency: 2535 MHz; Medium parameters used: f = 2600 MHz; σ=1.9 mho/m; εr =39.01; ρ= 1000 kg/m³ ;
Phantom section: Left Section
Ambient temperature (℃): 21.9, Liquid temperature (℃): 21.3

SATIMO Configuration:
- Probe: SSE2; Calibrated: Aug. 08,2017; Serial No.: SN 08/16 EPGO282
- Sensor-Surface: 4mm (Mechanical Surface Detection)
- Phantom: SAM twin phantom
- Measurement SW: OpenSAR V4_02_32

Configuration/ LTE Band VII Mid- Touch-Left /Area Scan: Measurement grid: dx=8mm, dy=8mm
Configuration/ LTE Band VII Mid- Touch-Left /Zoom Scan: Measurement grid: dx=8mm,dy=8mm, dz=5mm;

Area Scan	sam_direct_droit2_surf8mm.txt
Zoom Scan	5x5x7,dx=8mm dy=8mm dz=5mm
Phantom	Left head
Device Position	Cheek
Band	LTE Band VII
Channels	Middle
Signal	OFDM (Crest factor: 1.0)

SURFACE SAR	VOLUME SAR
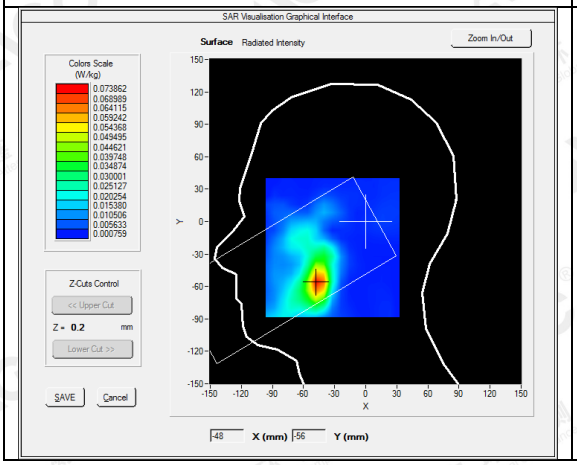	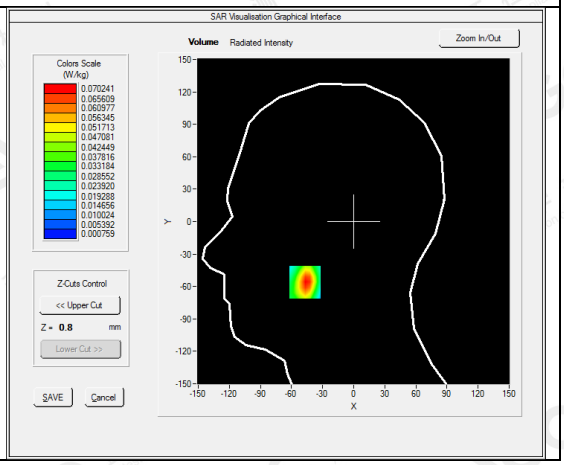

Maximum location: X=-47.00, Y=-56.00
SAR Peak: 0.11 W/kg

SAR 10g (W/Kg)	0.031893
SAR 1g (W/Kg)	0.064944

The results shown in this test report refer only to the sample(s) tested unless otherwise stated and the sample(s) are retained for 30 days only. The document is issued by AGC, this document cannot be reproduced except in full with our prior written permission. The more details and the authenticity of the report will be confirmed at http://www.agc-cert.com.

Z (mm)	0.00	4.00	9.00	14.00	19.00	24.00	29.00
SAR (W/Kg)	0.1101	0.0702	0.0392	0.0215	0.0126	0.0067	0.0039

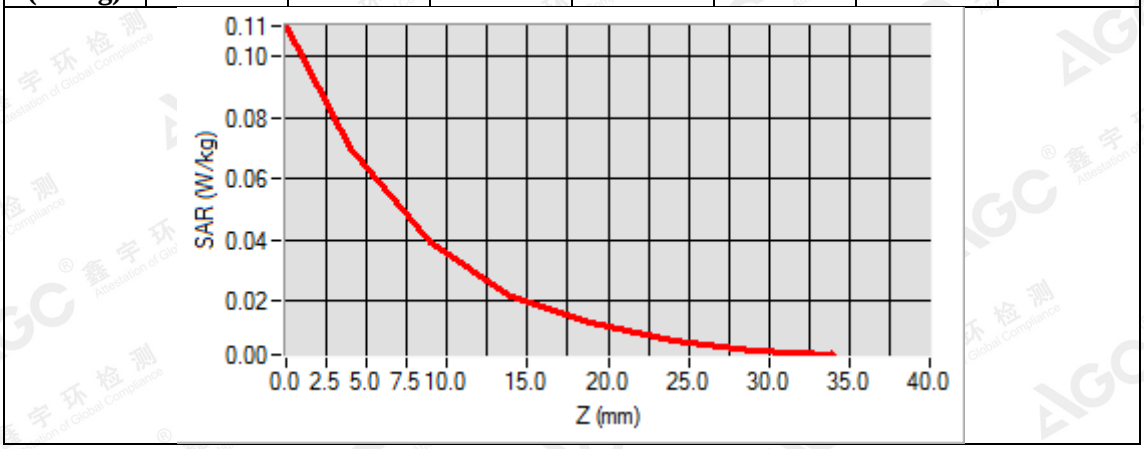

3D screen shot	Hot spot position
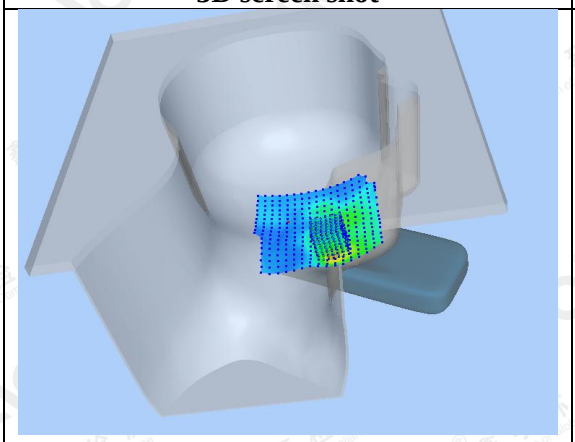	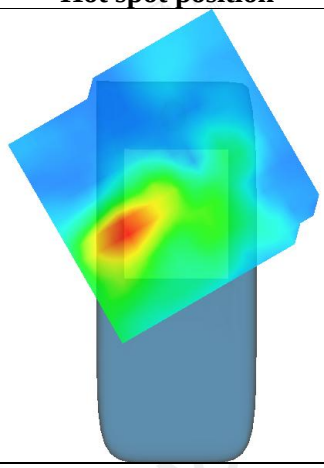

The results shown in this test report refer only to the sample(s) tested unless otherwise stated and the sample(s) are retained for 30 days only. The document is issued by AGC, this document cannot be reproduced except in full with our prior written permission. The more details and the authenticity of the report will be confirmed at http://www.agc-cert.com.

Test Laboratory: AGC Lab **Date: June 4,2018**
LTE Band VII High-Edge3 (1 RB#0)
DUT: Handheld Fingerprint Terminal; Type: TPS360

Communication System: LTE; Communication System Band: LTE Band VII; Duty Cycle:1:1; Conv.F=2.46;
Frequency: 2560 MHz; Medium parameters used: f = 2600 MHz; σ=2.14 mho/m; εr =53.05; ρ= 1000 kg/m³ ;
Phantom section: Flat Section
Ambient temperature (℃): 21.9, Liquid temperature (℃): 21.5

SATIMO Configuration:
- Probe: SSE2; Calibrated: Aug. 08,2017; Serial No.: SN 08/16 EPGO282
- Sensor-Surface: 4mm (Mechanical Surface Detection)
- Phantom: ELLI39 Phantom
- Measurement SW: OpenSAR V4_02_32

Configuration/ LTE Band VII High- Edge3 /Area Scan: Measurement grid: dx=8mm, dy=8mm
Configuration/ LTE Band VII High- Edge3 /Zoom Scan: Measurement grid: dx=8mm,dy=8mm, dz=5m;

Area Scan	dx=8mm dy=8mm, h= 5.00 mm
Zoom Scan	5x5x7,dx=8mm dy=8mm dz=5mm
Phantom	ELLI
Device Position	Edge3
Band	LTE Band VII
Channels	High
Signal	OFDM (Crest factor: 1.0)

SURFACE SAR	VOLUME SAR
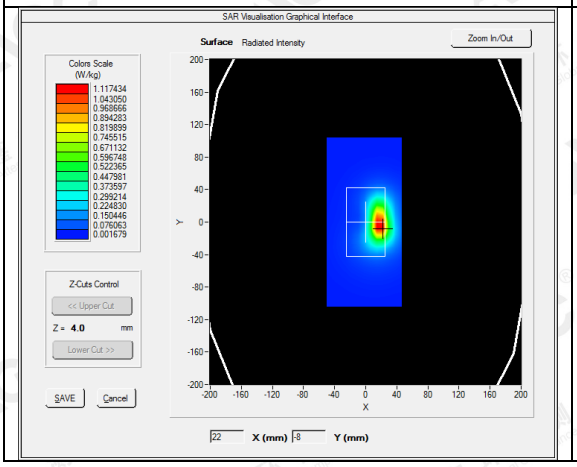	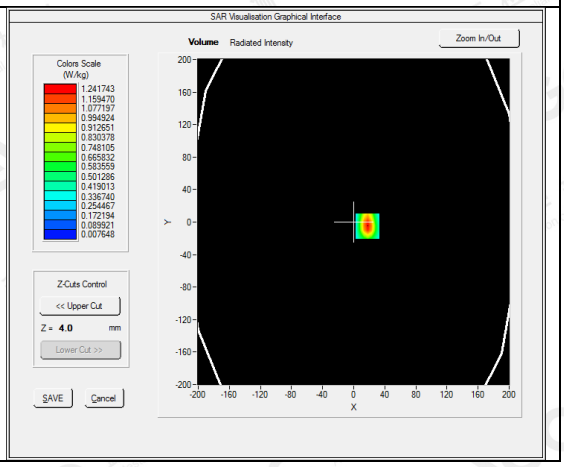

Maximum location: X=18.00, Y=-5.00
SAR Peak: 1.96 W/kg

SAR 10g (W/Kg)	0.550748
SAR 1g (W/Kg)	1.125555

The results shown in this test report refer only to the sample(s) tested unless otherwise stated and the sample(s) are retained for 30 days only. The document is issued by AGC, this document cannot be reproduced except in full with our prior written permission. The more details and the authenticity of the report will be confirmed at http://www.agc-cert.com.

Z (mm)	0.00	4.00	9.00	14.00	19.00	24.00	29.00
SAR (W/Kg)	1.9361	1.2417	0.6804	0.3368	0.1766	0.0902	0.0464

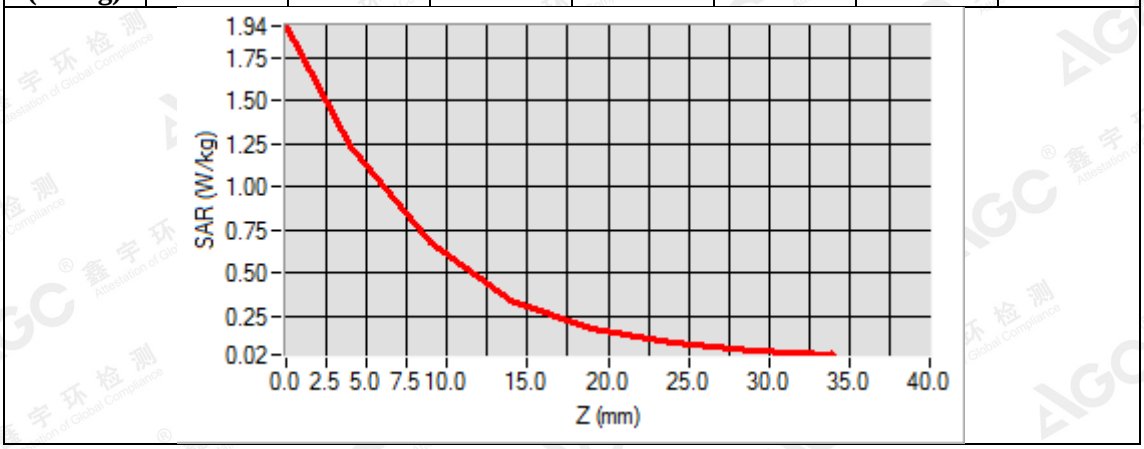

3D screen shot	Hot spot position
	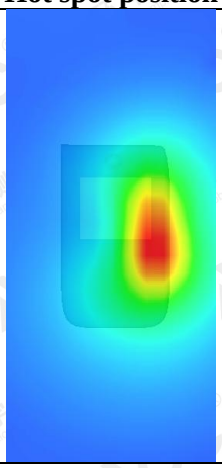

The results shown in this test report refer only to the sample(s) tested unless otherwise stated and the sample(s) are retained for 30 days only. The document is issued by AGC, this document cannot be reproduced except in full with our prior written permission. The more details and the authenticity of the report will be confirmed at http://www.agc-cert.com.

Test Laboratory: AGC Lab **Date: June 16,2018**
LTE Band XXV Mid-Touch-Right (1 RB#0)
DUT: Handheld Fingerprint Terminal; Type: TPS360

Communication System: LTE; Communication System Band: LTE Band XXV; Duty Cycle:1:1; Conv.F=2.32
Frequency: 1882.5MHz; Medium parameters used: f = 1900 MHz; σ=1.40 mho/m; εr =40.11; ρ= 1000 kg/m³ ;
Phantom section: Right Section
Ambient temperature (℃): 21.5, Liquid temperature (℃): 21.2

SATIMO Configuration:
- Probe: SSE2; Calibrated: Aug. 08,2017; Serial No.: SN 08/16 EPGO282
- Sensor-Surface: 4mm (Mechanical Surface Detection)
- Phantom: SAM twin phantom
- Measurement SW: OpenSAR V4_02_32

Configuration/ LTE Band XXV Mid- Touch-Right /Area Scan: Measurement grid: dx=8mm, dy=8mm
Configuration/ LTE Band XXV Mid- Touch-Right /Zoom Scan: Measurement grid: dx=8mm,dy=8mm, dz=5mm;

Area Scan	sam_direct_droit2_surf8mm.txt
Zoom Scan	5x5x7,dx=8mm dy=8mm dz=5mm
Phantom	Right head
Device Position	Cheek
Band	LTE Band XXV
Channels	Middle
Signal	OFDM (Crest factor: 1.0)

SURFACE SAR

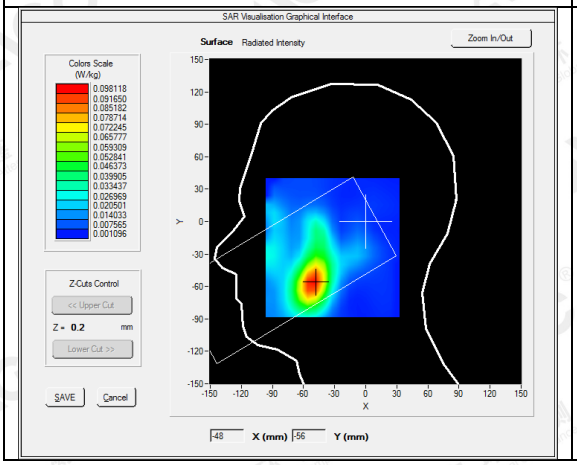

VOLUME SAR

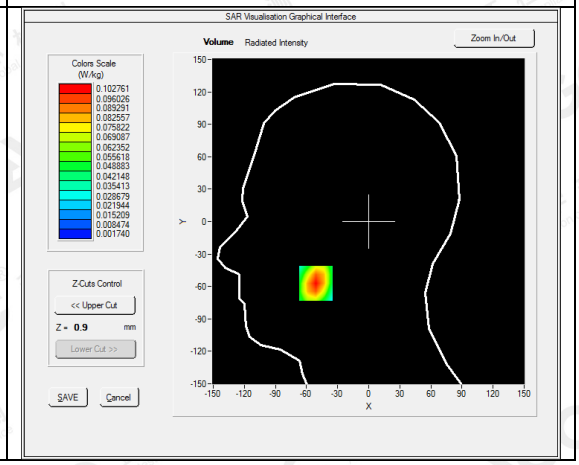

Maximum location: X=-51.00, Y=-57.00
SAR Peak: 0.15 W/kg

SAR 10g (W/Kg)	0.055361
SAR 1g (W/Kg)	0.097081

The results shown in this test report refer only to the sample(s) tested unless otherwise stated and the sample(s) are retained for 30 days only. The document is issued by AGC, this document cannot be reproduced except in full with our prior written permission. The more details and the authenticity of the report will be confirmed at http://www.agc-cert.com.

Z (mm)	0.00	4.00	9.00	14.00	19.00	24.00	29.00
SAR (W/Kg)	0.1508	0.1028	0.0629	0.0399	0.0250	0.0161	0.0105

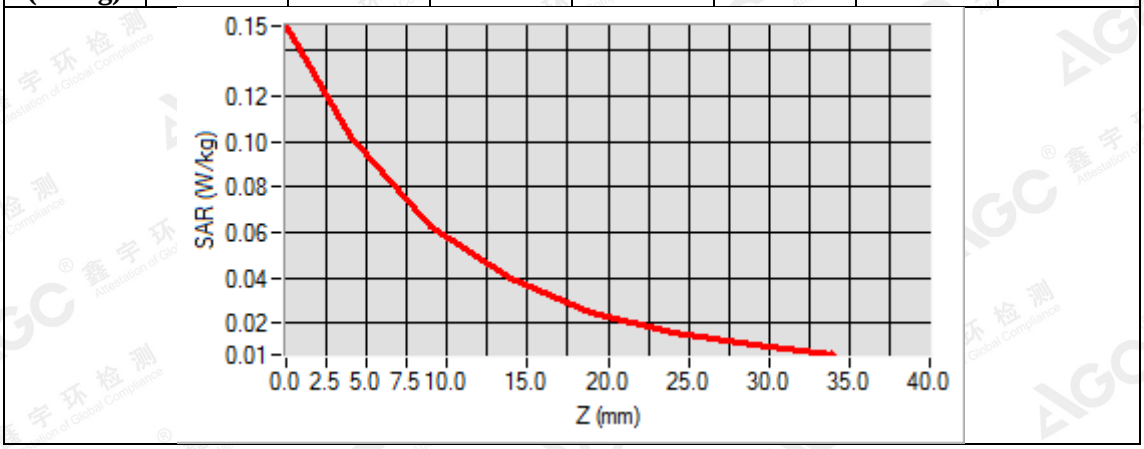

3D screen shot	Hot spot position
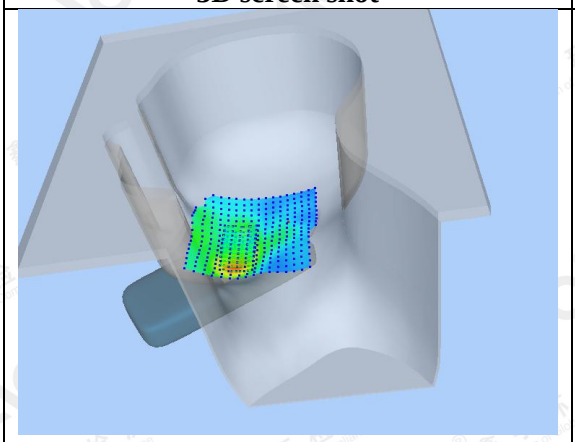	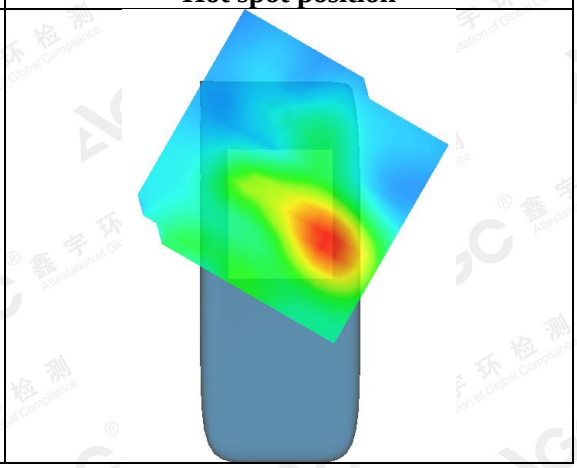

The results shown in this test report refer only to the sample(s) tested unless otherwise stated and the sample(s) are retained for 30 days only. The document is issued by AGC, this document cannot be reproduced except in full with our prior written permission. The more details and the authenticity of the report will be confirmed at http://www.agc-cert.com.

Test Laboratory: AGC Lab **Date: June 16,2018**
LTE Band XXV Mid-Edge3 (1 RB#0)
DUT: Handheld Fingerprint Terminal; Type: TPS360

Communication System: LTE; Communication System Band: LTE Band XXV; Duty Cycle:1:1; Conv.F=2.39; Frequency: 1882.5 MHz; Medium parameters used: f = 1900 MHz; σ=1.50 mho/m; εr =54.27; ρ= 1000 kg/m³ ;
Phantom section: Flat Section
Ambient temperature (℃): 21.5, Liquid temperature (℃): 21.4

SATIMO Configuration:
- Probe: SSE2; Calibrated: Aug. 08,2017; Serial No.: SN 08/16 EPGO282
- Sensor-Surface: 4mm (Mechanical Surface Detection)
- Phantom: ELLI39 Phantom
- Measurement SW: OpenSAR V4_02_32

Configuration/ LTE Band XXV Mid- Edge3 /Area Scan: Measurement grid: dx=8mm, dy=8mm
Configuration/ LTE Band XXV Mid- Edge3 /Zoom Scan: Measurement grid: dx=8mm,dy=8mm, dz=5m;

Area Scan	dx=8mm dy=8mm, h= 5.00 mm
Zoom Scan	5x5x7,dx=8mm dy=8mm dz=5mm
Phantom	ELLI
Device Position	Edge3
Band	LTE Band XXV
Channels	Middle
Signal	OFDM (Crest factor: 1.0)

SURFACE SAR	VOLUME SAR
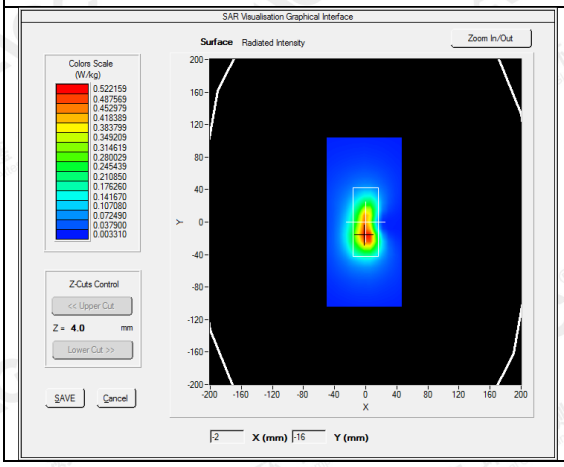	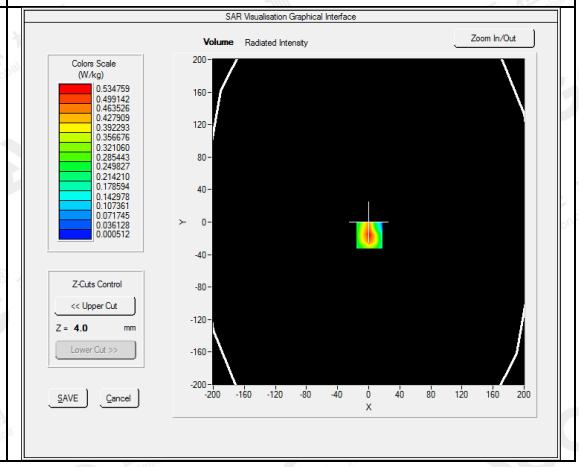

Maximum location: X=1.00, Y=-16.00
SAR Peak: 0.76 W/kg

SAR 10g (W/Kg)	0.273360
SAR 1g (W/Kg)	0.492557

The results shown in this test report refer only to the sample(s) tested unless otherwise stated and the sample(s) are retained for 30 days only. The document is issued by AGC, this document cannot be reproduced except in full with our prior written permission. The more details and the authenticity of the report will be confirmed at http://www.agc-cert.com.

Z (mm)	0.00	4.00	9.00	14.00	19.00	24.00	29.00
SAR (W/Kg)	0.7639	0.5348	0.3314	0.2000	0.1257	0.0720	0.0435

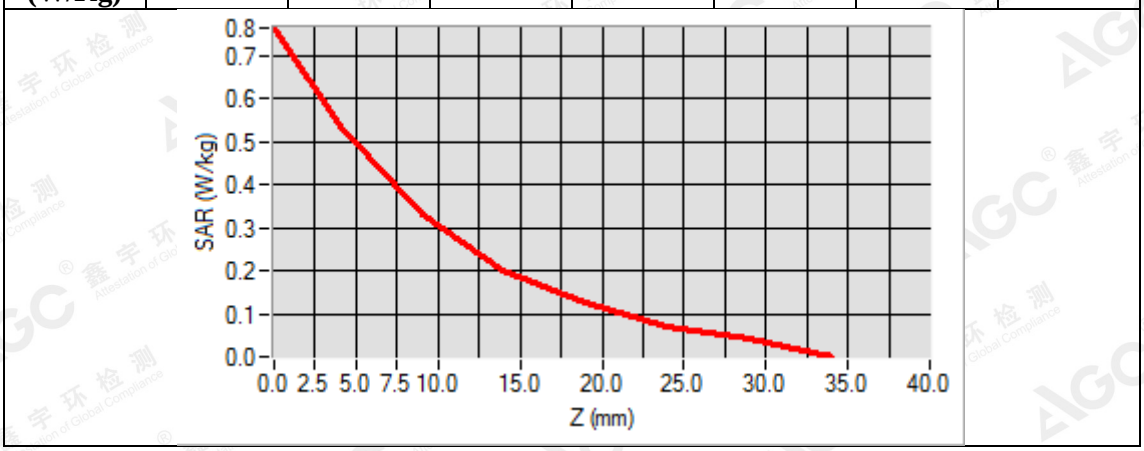

3D screen shot	Hot spot position
	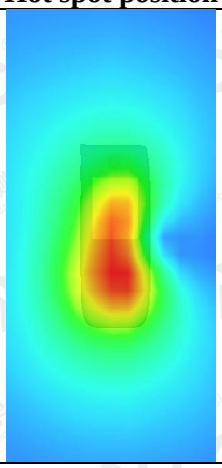

The results shown in this test report refer only to the sample(s) tested unless otherwise stated and the sample(s) are retained for 30 days only. The document is issued by AGC, this document cannot be reproduced except in full with our prior written permission. The more details and the authenticity of the report will be confirmed at http://www.agc-cert.com.

WIFI MODE

Test Laboratory: AGC Lab **Date: June 19,2018**

802.11b Mid-Tilt-Left

DUT: Handheld Fingerprint Terminal; Type: TPS360

Communication System: Wi-Fi; Communication System Band: 802.11b; Duty Cycle: 1:1; Conv.F=2.52; Frequency: 2437 MHz; Medium parameters used: f = 2450 MHz; σ =1.77mho/m; εr =40.01 ρ= 1000 kg/m³ ; Phantom section: Left Section
Ambient temperature (℃):22.0, Liquid temperature (℃): 21.6

SATIMO Configuration:

- Probe: SSE2; Calibrated: Aug. 08,2017; Serial No.: SN 08/16 EPGO282
- Sensor-Surface: 4mm (Mechanical Surface Detection)
- Phantom: SAM twin phantom
- Measurement SW: OpenSAR V4_02_32

Configuration/802.11b Mid- Tilt-Left/Area Scan: Measurement grid: dx=8mm, dy=8mm
Configuration/802.11b Mid- Tilt-Left/Zoom Scan: Measurement grid: dx=5mm,dy=5mm, dz=5mm

Area Scan	sam_direct_droit2_surf8mm.txt
ZoomScan	7x7x7,dx=5mm dy=5mm dz=5mm
Phantom	Left head
Device Position	Tilt
Band	2450MHz
Channels	Middle
Signal	Crest factor: 1.0

SURFACE SAR

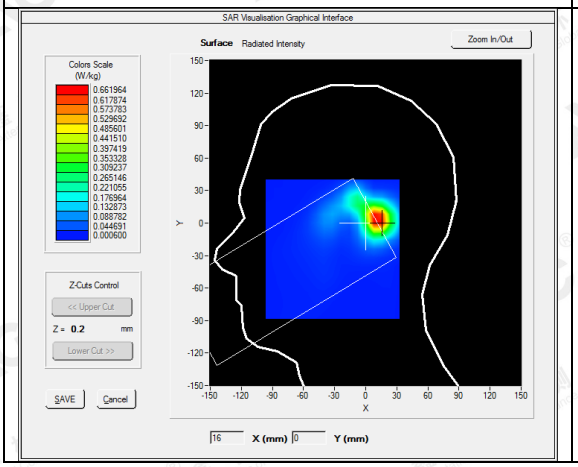

VOLUME SAR

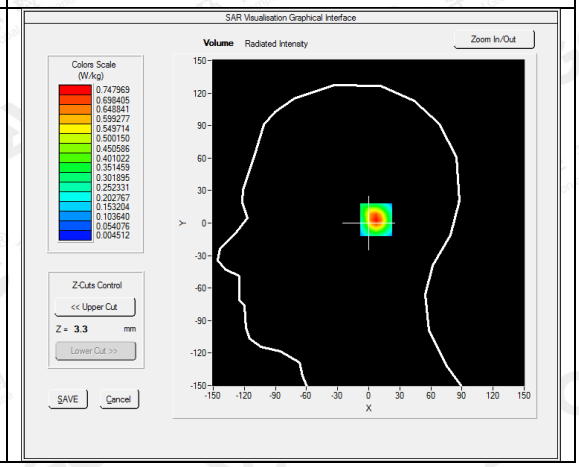

Maximum location: X=12.00, Y=3.00
SAR Peak: 1.23 W/kg

SAR 10g (W/Kg)	0.313166
SAR 1g (W/Kg)	0.675689

The results shown in this test report refer only to the sample(s) tested unless otherwise stated and the sample(s) are retained for 30 days only. The document is issued by AGC, this document cannot be reproduced except in full with our prior written permission. The more details and the authenticity of the report will be confirmed at http://www.agc-cert.com.

Z (mm)	0.00	4.00	9.00	14.00	19.00	24.00	29.00
SAR (W/Kg)	1.2369	0.7480	0.3780	0.1939	0.0974	0.0488	0.0258

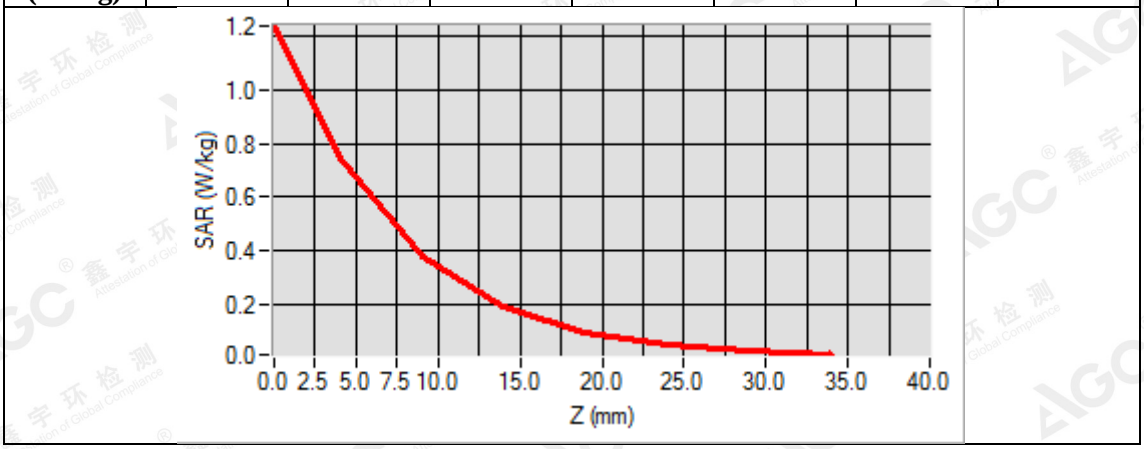

3D screen shot	Hot spot position
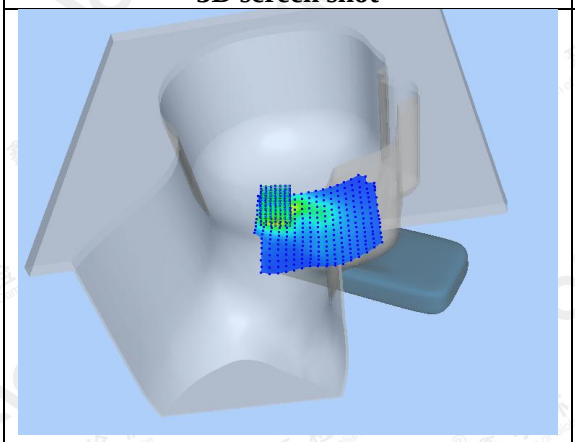	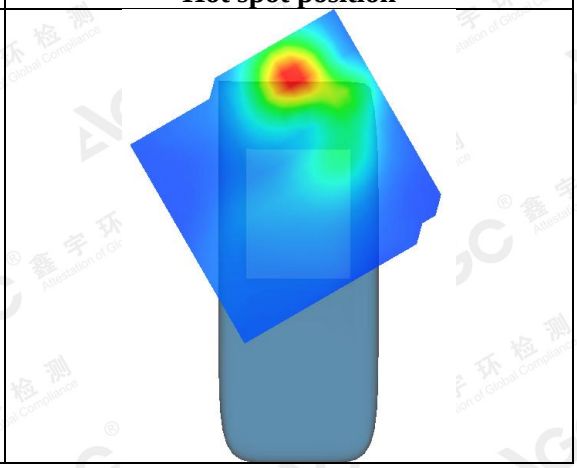

The results shown in this test report refer only to the sample(s) tested unless otherwise stated and the sample(s) are retained for 30 days only. The document is issued by AGC, this document cannot be reproduced except in full with our prior written permission. The more details and the authenticity of the report will be confirmed at http://www.agc-cert.com.

Test Laboratory: AGC Lab **Date: June 19,2018**
802.11b Mid-Edge1
DUT: Handheld Fingerprint Terminal; Type: TPS360

Communication System: Wi-Fi; Communication System Band: 802.11b; Duty Cycle: 1:1; Conv.F=2.58;
Frequency: 2437 MHz; Medium parameters used: f = 2450 MHz; σ =1.90mho/m; εr =53.67; ρ= 1000 kg/m³ ;
Phantom section: Flat Section
Ambient temperature (℃):22.0, Liquid temperature (℃): 21.7

SATIMO Configuration:
- Probe: SSE2; Calibrated: Aug. 08,2017; Serial No.: SN 08/16 EPGO282
- Sensor-Surface: 4mm (Mechanical Surface Detection)
- Phantom: ELLI39 Phantom
- Measurement SW: OpenSAR V4_02_32

Configuration/802.11b Mid- Edge1 /Area Scan: Measurement grid: dx=8mm, dy=8mm
Configuration/802.11b Mid- Edge1 /Zoom Scan: Measurement grid: dx=5mm,dy=5mm, dz=5mm;

Area Scan	dx=8mm dy=8mm, h= 5.00 mm
ZoomScan	7x7x7,dx=5mm dy=5mm dz=5mm
Phantom	ELLI
Device Position	Edge1
Band	2450MHz
Channels	Middle
Signal	Crest factor: 1.0

SURFACE SAR	VOLUME SAR
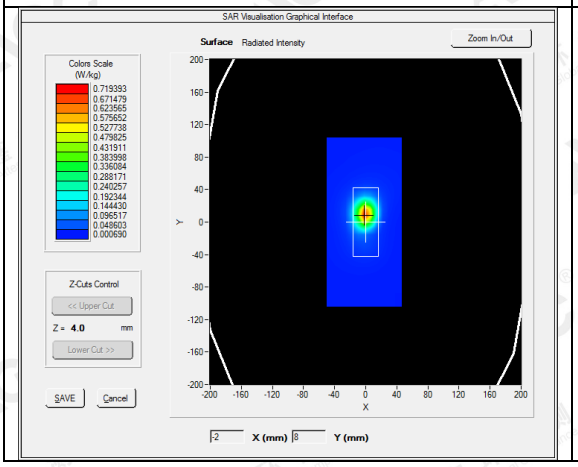	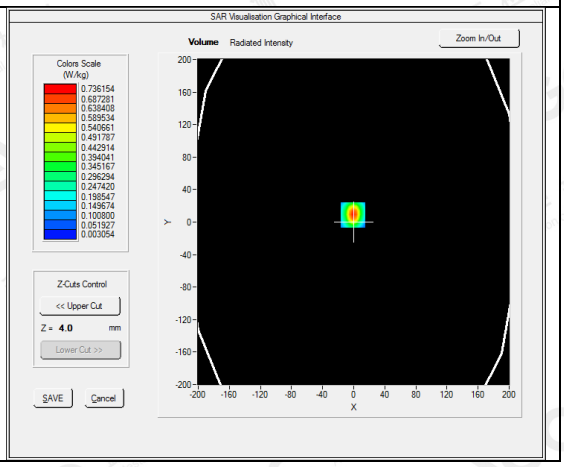

Maximum location: X=-1.00, Y=9.00
SAR Peak: 1.23 W/kg

SAR 10g (W/Kg)	0.298867
SAR 1g (W/Kg)	0.663606

The results shown in this test report refer only to the sample(s) tested unless otherwise stated and the sample(s) are retained for 30 days only. The document is issued by AGC, this document cannot be reproduced except in full with our prior written permission. The more details and the authenticity of the report will be confirmed at http://www.agc-cert.com.

Z (mm)	0.00	4.00	9.00	14.00	19.00	24.00	29.00
SAR (W/Kg)	1.2408	0.7362	0.3621	0.1796	0.0901	0.0461	0.0236

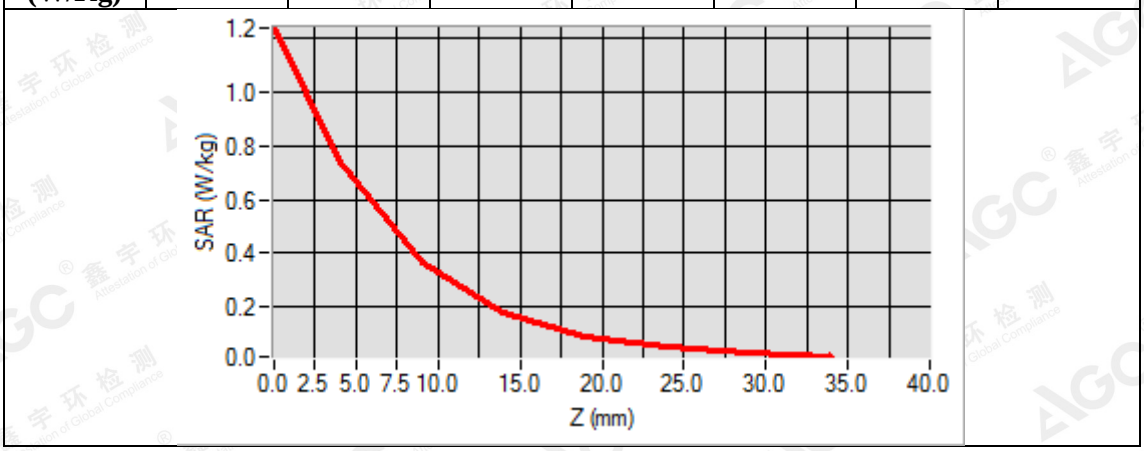

3D screen shot	Hot spot position
	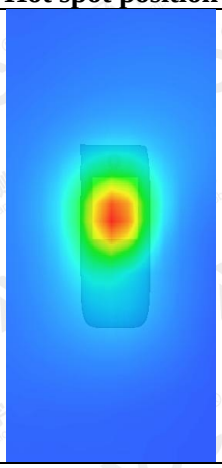

The results shown in this test report refer only to the sample(s) tested unless otherwise stated and the sample(s) are retained for 30 days only. The document is issued by AGC, this document cannot be reproduced except in full with our prior written permission. The more details and the authenticity of the report will be confirmed at http://www.agc-cert.com.

Repeated SAR
Test Laboratory: AGC Lab **Date: June 02,2018**
LTE Band Ⅳ Mid-Edge3(1 RB#0)
DUT: Handheld Fingerprint Terminal; Type: TPS360

Communication System: LTE; Communication System Band: LTE Band IV; Duty Cycle:1:1; Conv.F=2.07; Frequency:1732.5 MHz; Medium parameters used: f = 1800 MHz; σ= 1.46 mho/m; εr =53.77; ρ= 1000 kg/m³ ; Phantom section: Flat Section
Ambient temperature (℃): 21.8, Liquid temperature (℃): 21.5

SATIMO Configuration:
- Probe: SSE2; Calibrated: Aug. 08,2017; Serial No.: SN 08/16 EPGO282
- Sensor-Surface: 4mm (Mechanical Surface Detection)
- Phantom: ELLI39 Phantom
- Measurement SW: OpenSAR V4_02_35

Configuration/ LTE Band Ⅳ Mid- Edge3/Area Scan: Measurement grid: dx=8mm, dy=8mm

Configuration/ LTE Band Ⅳ Mid- Edge3/Zoom Scan: Measurement grid: dx=8mm,dy=8mm, dz=5m;

Area Scan	dx=8mm dy=8mm, h= 5.00 mm
Zoom Scan	5x5x7,dx=8mm dy=8mm dz=5mm
Phantom	ELLI
Device Position	Edge3
Band	LTE Band IV
Channels	Middle
Signal	OFDM (Crest factor: 1.0)

SURFACE SAR	VOLUME SAR
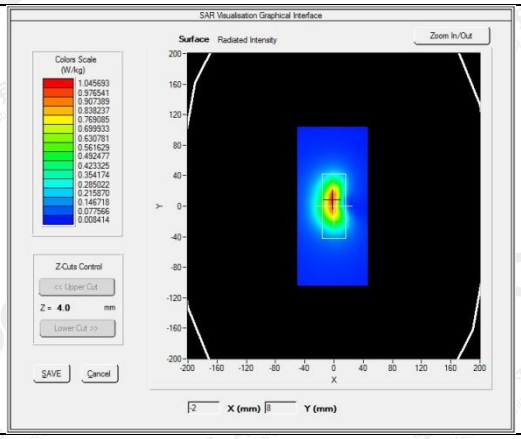	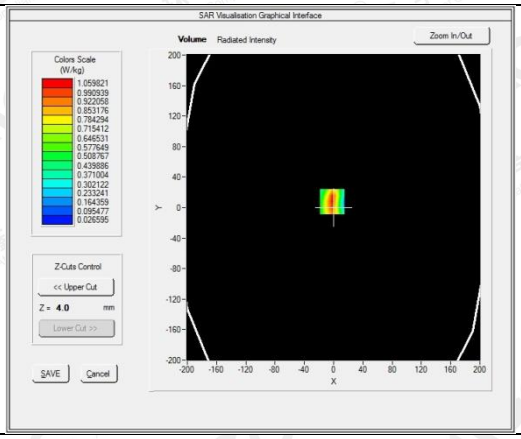

Maximum location: X=-2.00, Y=8.00
SAR Peak: 1.79 W/kg

SAR 10g (W/Kg)	0.510249
SAR 1g (W/Kg)	1.006952

The results shown in this test report refer only to the sample(s) tested unless otherwise stated and the sample(s) are retained for 30 days only. The document is issued by AGC, this document cannot be reproduced except in full with our prior written permission. The more details and the authenticity of the report will be confirmed at http://www.agc-cert.com.

Z (mm)	0.00	4.00	9.00	14.00	19.00	24.00	29.00
SAR (W/Kg)	1.7956	1.0687	0.5463	0.3029	0.1813	0.1138	0.0702

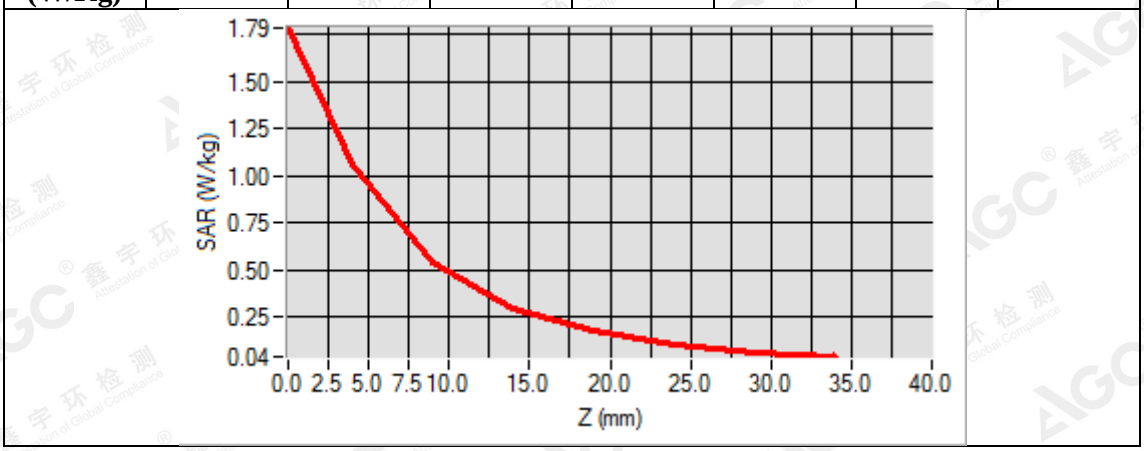

3D screen shot	Hot spot position
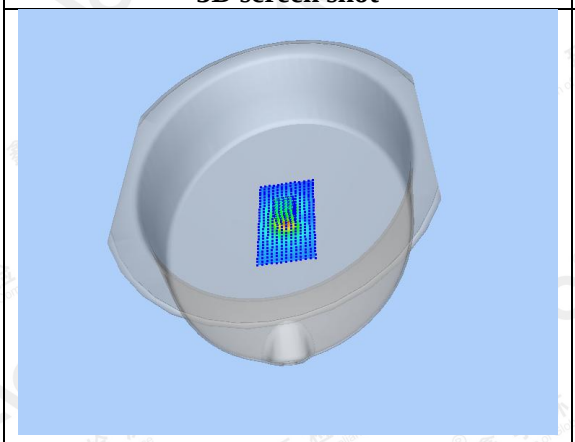	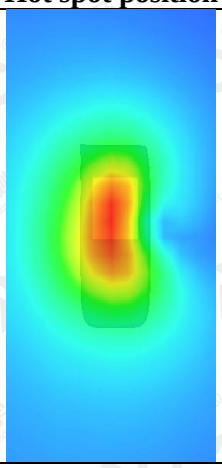

The results shown in this test report refer only to the sample(s) tested unless otherwise stated and the sample(s) are retained for 30 days only. The document is issued by AGC, this document cannot be reproduced except in full with our prior written permission. The more details and the authenticity of the report will be confirmed at http://www.agc-cert.com.

Test Laboratory: AGC Lab **Date: June 4,2018**
LTE Band VII High-Edge3 (1 RB#0)
DUT: Handheld Fingerprint Terminal; Type: TPS360

Communication System: LTE; Communication System Band: LTE Band VII; Duty Cycle:1:1; Conv.F=2.46;
Frequency: 2560 MHz; Medium parameters used: f = 2600 MHz; σ=2.14 mho/m; εr =53.05; ρ= 1000 kg/m³ ;
Phantom section: Flat Section
Ambient temperature (℃): 21.9, Liquid temperature (℃): 21.5

SATIMO Configuration:
- Probe: SSE2; Calibrated: Aug. 08,2017; Serial No.: SN 08/16 EPGO282
- Sensor-Surface: 4mm (Mechanical Surface Detection)
- Phantom: ELLI39 Phantom
- Measurement SW: OpenSAR V4_02_32

Configuration/ LTE Band VII High- Edge3 /Area Scan: Measurement grid: dx=8mm, dy=8mm
Configuration/ LTE Band VII High- Edge3 /Zoom Scan: Measurement grid: dx=8mm,dy=8mm, dz=5m;

Area Scan	dx=8mm dy=8mm, h= 5.00 mm
Zoom Scan	5x5x7,dx=8mm dy=8mm dz=5mm
Phantom	ELLI
Device Position	Edge3
Band	LTE Band VII
Channels	High
Signal	OFDM (Crest factor: 1.0)

SURFACE SAR	VOLUME SAR

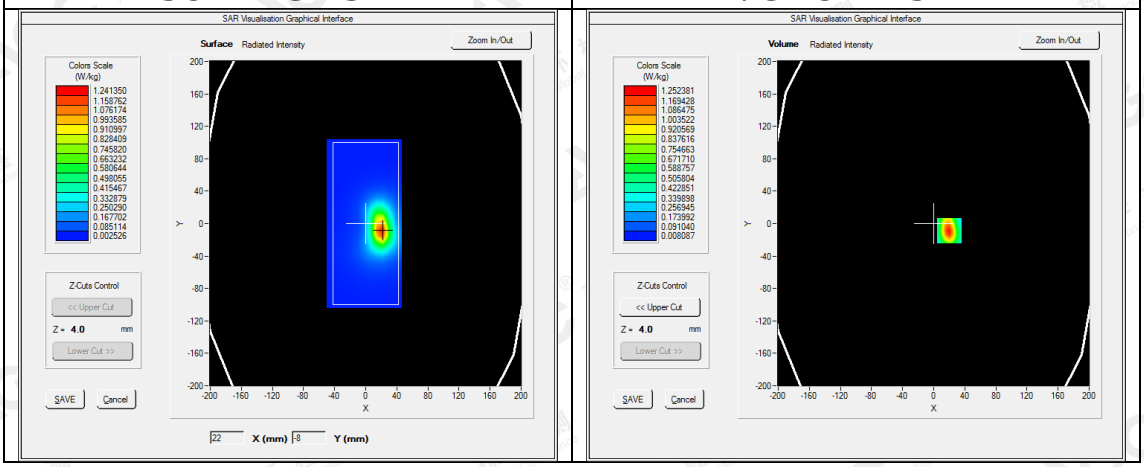

Maximum location: X=20.00, Y=-9.00
SAR Peak: 2.00 W/kg

SAR 10g (W/Kg)	0.558130
SAR 1g (W/Kg)	1.145154

The results shown in this test report refer only to the sample(s) tested unless otherwise stated and the sample(s) are retained for 30 days only. The document is issued by AGC, this document cannot be reproduced except in full with our prior written permission. The more details and the authenticity of the report will be confirmed at http://www.agc-cert.com.

Z (mm)	0.00	4.00	9.00	14.00	19.00	24.00	29.00
SAR (W/Kg)	1.9886	1.2524	0.6717	0.3580	0.1855	0.0933	0.0491

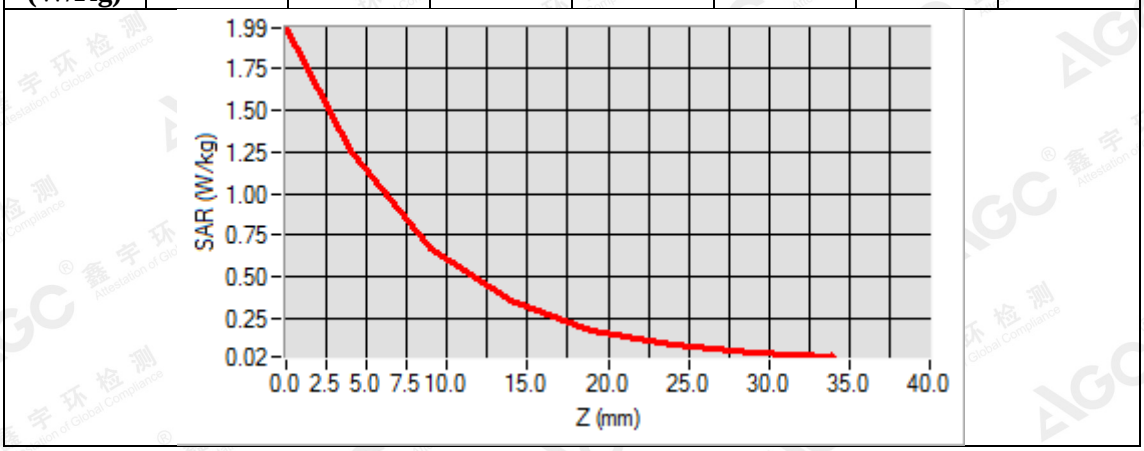

3D screen shot	Hot spot position
	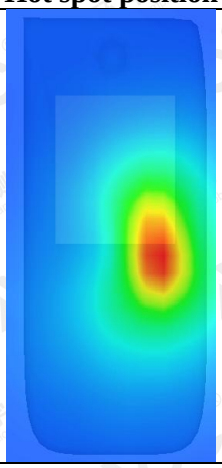

The results shown in this test report refer only to the sample(s) tested unless otherwise stated and the sample(s) are retained for 30 days only. The document is issued by AGC, this document cannot be reproduced except in full with our prior written permission. The more details and the authenticity of the report will be confirmed at http://www.agc-cert.com.

APPENDIX C. TEST SETUP PHOTOGRAPHS

Test Setup Photographs

LEFT-CHEEK TOUCH



LEFT-TILT 15^0



The results shown in this test report refer only to the sample(s) tested unless otherwise stated and the sample(s) are retained for 30 days only. The document is issued by AGC, this document cannot be reproduced except in full with our prior written permission. The more details and the authenticity of the report will be confirmed at http://www.agc-cert.com.

RIGHT- CHEEK TOUCH

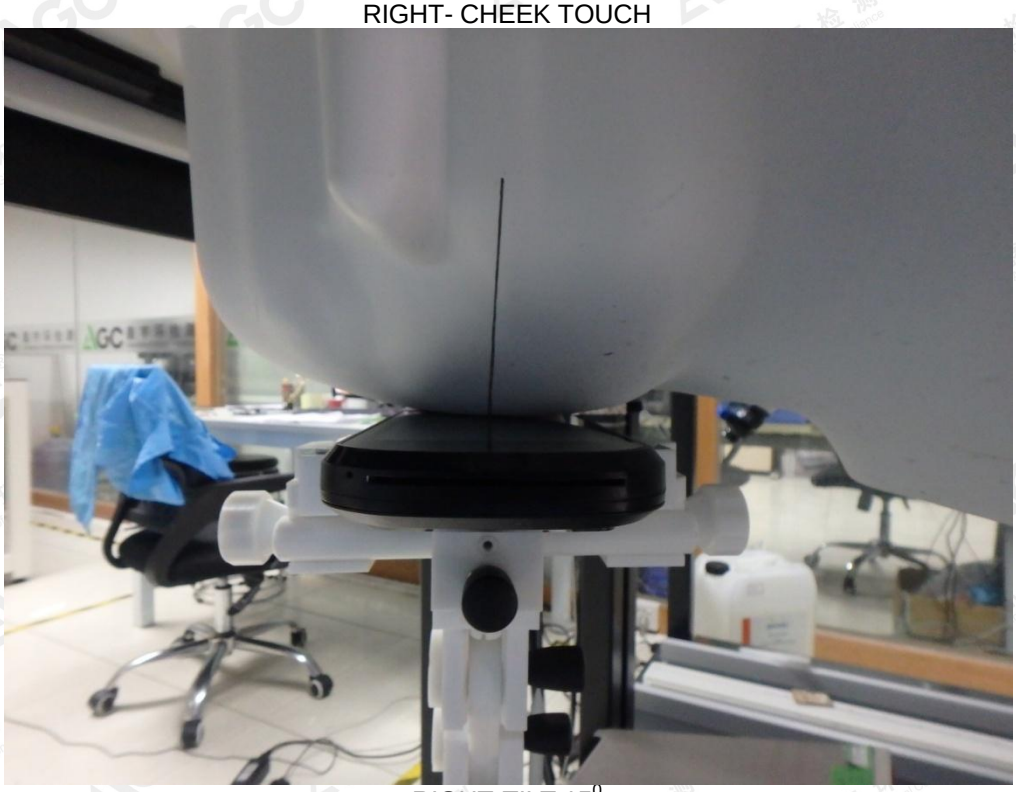

RIGHT-TILT 15^0

The results shown in this test report refer only to the sample(s) tested unless otherwise stated and the sample(s) are retained for 30 days only. The document is issued by AGC, this document cannot be reproduced except in full with our prior written permission. The more details and the authenticity of the report will be confirmed at http://www.agc-cert.com.

Body Back 5mm



Body Front 5mm



The results shown in this test report refer only to the sample(s) tested unless otherwise stated and the sample(s) are retained for 30 days only. The document is issued by AGC, this document cannot be reproduced except in full with our prior written permission. The more details and the authenticity of the report will be confirmed at http://www.agc-cert.com.

Edge 1(Top) 5mm

Edge 2(Right) 5mm

The results shown in this test report refer only to the sample(s) tested unless otherwise stated and the sample(s) are retained for 30 days only. The document is issued by AGC, this document cannot be reproduced except in full with our prior written permission. The more details and the authenticity of the report will be confirmed at http://www.agc-cert.com.

Edge 3(Bottom) 5mm



Edge 4(Left) 5mm

The results shown in this test report refer only to the sample(s) tested unless otherwise stated and the sample(s) are retained for 30 days only. The document is issued by AGC, this document cannot be reproduced except in full with our prior written permission. The more details and the authenticity of the report will be confirmed at http://www.agc-cert.com.

DEPTH OF THE LIQUID IN THE PHANTOM—ZOOM IN

Note：The position used in the measurement were according to IEEE 1528-2013

835MHz head	835MHz body
	
1750MHz head	**1750MHz body**
	
1900MHz head	**1900MHz body**
	

The results shown in this test report refer only to the sample(s) tested unless otherwise stated and the sample(s) are retained for 30 days only. The document is issued by AGC, this document cannot be reproduced except in full with our prior written permission. The more details and the authenticity of the report will be confirmed at http://www.agc-cert.com.

2450MHz head	2450MHz body
	
2600MHz head	**2600MHz body**
	

The results shown in this test report refer only to the sample(s) tested unless otherwise stated and the sample(s) are retained for 30 days only. The document is issued by AGC, this document cannot be reproduced except in full with our prior written permission. The more details and the authenticity of the report will be confirmed at http://www.agc-cert.com.

APPENDIX D. CALIBRATION DATA

Refer to Attached files.

The results shown in this test report refer only to the sample(s) tested unless otherwise stated and the sample(s) are retained for 30 days only. The document is issued by AGC, this document cannot be reproduced except in full with our prior written permission. The more details and the authenticity of the report will be confirmed at http://www.agc-cert.com.