WHAT YOU GET

The following items are included in the box:



DESCRIPTION

ITEM:	EBE-QPW26
BASE:	E26
POWER:	8.1-9.9 watts
LUMINOUS FLUX:	800 lumens
COLOR TEMP:	2700k
LIFE SPAN:	25000 hour
BEAM ANGLE:	200°
DIMMABLE:	Bright
DIMENSION:	D60*H110 mm

No Hub

Remote Access

Select Color

Dimmable

Set Schedule

Energy Saving

INSTALLATION

STEP 1

Screw in AEoT bulb in to socket.

STEP 2

Power on and off 3 times.

STEP 3

Confirm that bulb is rapidly flashing.

STEP 4

Proceed to connect via AEoT.

SET-UP

MAKE SURE WI-FI NETWORK IS AVAILABLE

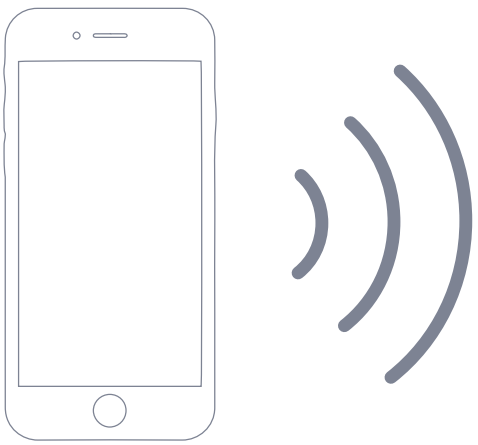

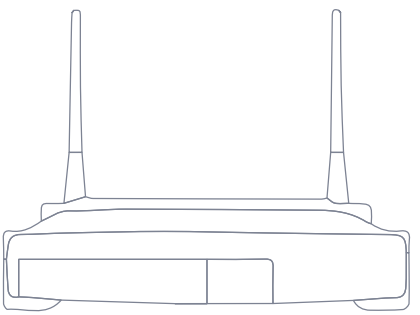

SUPPORT

IPAD

IOS

ANDROID APP ON Google play

Download on the App Store

WORKS WITH amazon alexa

works with the Google Assistant

Scan code to get App.

This device complies with part 15 of the FCC rules. Operation is subject to the following two conditions: (1) this device may not cause harmful interference, and (2) this device must accept any interference received, including interference that may cause undesired operation.
NOTE: The manufacturer is not responsible for any radio or TV interference caused by unauthorized modifications to this equipment. Such modifications could void the user's authority to operate the equipment.

NOTE: This equipment has been tested and found to comply with the limits for a Class B digital device, pursuant to part 15 of the FCC Rules. These limits are designed to provide reasonable protection against harmful interference in a residential installation. This equipment generates uses and can radiate radio frequency energy and, if not installed and used in accordance with the instructions, may cause harmful interference to radio communications. However, there is no guarantee that interference will not occur in a particular installation. If this equipment does cause harmful interference to radio or television reception, which can be determined by turning the equipment off and on, the user is encouraged to try to correct the interference by one or more of the following measures:
- Reorient or relocate the receiving antenna.
- Increase the separation between the equipment and receiver.
-Connect the equipment into an outlet on a circuit different from that to which the receiver is connected.
-Consult the dealer or an experienced radio/TV technician for help
- This device and its antenna(s) must not be co-located or operating in conjunction with any other antenna or transmitter.

This equipment complies with FCC radiation exposure limits set forth for an uncontrolled environment. This equipment should be installed and operated with minimum distance of 20 cm between the radiator and your body. This transmitter must not be co-located or operating in conjunction with any other antenna or transmitter