# FCC CO-LOCATION RADIO TEST REPORT

| | | |
|---|---|---|
| **FCC ID** | : | **2AJ3Y-1013** |
| **Equipment** | : | **Wireless Game Controller** |
| **Model Name** | : | **T28B69** |
| **Applicant** | : | **Zippy Hippie Twister Limited Liability Company<br>2000 Town Center, Suite 1900 Southfield, MI 48075<br>United States** |
| **Standard** | : | **FCC Part 15 Subpart E §15.407** |

**The product was received on Oct. 31, 2019 and testing was started from Jan. 17, 2020 and completed on Jan. 18, 2020. We, SPORTON INTERNATIONAL INC., EMC & Wireless Communications Laboratory, would like to declare that the tested sample has been evaluated in accordance with the test procedures and has been in compliance with the applicable technical standards.**

**The report must not be used by the client to claim product certification, approval, or endorsement by TAF or any agency of government.**

**The test results in this report apply exclusively to the tested model / sample. Without written approval of SPORTON INTERNATIONAL INC. EMC & Wireless Communications Laboratory, the test report shall not be reproduced except in full.**

Louis Wu

**Approved by: Louis Wu**

***SPORTON INTERNATIONAL INC. EMC & Wireless Communications Laboratory***
*No. 52, Huaya 1st Rd., Guishan Dist., Taoyuan City, Taiwan (R.O.C.)*

# Table of Contents

**History of this test report** ..... **3**
**Summary of Test Result** ..... **4**
**1 General Description** ..... **5**
1.1 Product Feature of Equipment Under Test ..... 5
1.2 Product Specification of Equipment Under Test ..... 5
1.3 Modification of EUT ..... 5
1.4 Testing Location ..... 6
1.5 Applicable Standards ..... 6
**2 Test Configuration of Equipment Under Test** ..... **7**
2.1 Carrier Frequency and Channel ..... 7
2.2 Test Mode ..... 8
2.3 Connection Diagram of Test System ..... 8
2.4 Support Unit used in test configuration and system ..... 8
2.5 EUT Operation Test Setup ..... 8
**3 Test Result** ..... **9**
3.1 Unwanted Emissions Measurement ..... 9
3.2 Antenna Requirements ..... 14
**4 List of Measuring Equipment** ..... **15**
**5 Uncertainty of Evaluation** ..... **16**
**Appendix A. Radiated Spurious Emission**
**Appendix B. Radiated Spurious Emission Plots**
**Appendix C. Duty Cycle Plots**

# History of this test report

| Report No. | Version | Description | Issued Date |
|---|---|---|---|
| FR952805-03F | 01 | Initial issue of report | Feb. 20, 2020 |
| | | | |
| | | | |
| | | | |
| | | | |
| | | | |
| | | | |
| | | | |
| | | | |
| | | | |
| | | | |
| | | | |
| | | | |
| | | | |
| | | | |

# Summary of Test Result

| Report Clause | Ref Std. Clause | Test Items | Result (PASS/FAIL) |
|---|---|---|---|
| 3.1 | 15.407(b) | Unwanted Emissions | Pass |
| 3.2 | 15.203<br>15.407(a) | Antenna Requirement | Pass |

| **Declaration of Conformity:** |
|---|
| The test results with all measurement uncertainty excluded are presented in accordance with the regulation limits or requirements declared by manufacturers. |
| **Comments and Explanations:** |
| The declared of product specification for EUT presented in the report are provided by the manufacturer, and the manufacturer takes all the responsibilities for the accuracy of product specification. |

**Reviewed by: Wii Chang**

**Report Producer: Lucy Wu**

# 1 General Description

## 1.1 Product Feature of Equipment Under Test

| Product Feature | |
|---|---|
| **Equipment** | Wireless Game Controller |
| **Model Name** | T28B69 |
| **FCC ID** | 2AJ3Y-1013 |
| **EUT supports Radios application** | WLAN 11a/b/g/n HT20<br>WLAN 11ac VHT20<br>Bluetooth BR/EDR/LE |

## 1.2 Product Specification of Equipment Under Test

| Standards-related Product Specification | |
|---|---|
| **Tx/Rx Channel Frequency Range** | 2400 MHz ~ 2483.5 MHz<br>5180 MHz ~ 5240 MHz |
| **Antenna Gain / Gain** | **Bluetooth:** PCB Inv F Antenna with gain 2.56 dBi<br>**<2412 MHz ~ 2462 MHz>**<br>Stamped PIFA Antenna with gain 2.90 dBi<br>**<5180 MHz ~ 5240 MHz>**<br>Stamped PIFA Antenna with gain 5.47 dBi |
| **Type of Modulation** | Bluetooth LE: GFSK<br>802.11b : DSSS (DBPSK / DQPSK / CCK)<br>802.11a/n : OFDM (BPSK / QPSK / 16QAM / 64QAM) |

## 1.3 Modification of EUT

No modifications are made to the EUT during all test items.

## 1.4 Testing Location

| | |
|---|---|
| **Test Site** | SPORTON INTERNATIONAL INC. EMC & Wireless Communications Laboratory |
| **Test Site Location** | No.52, Huaya 1st Rd., Guishan Dist.,<br>Taoyuan City, Taiwan (R.O.C.)<br>TEL: +886-3-327-3456<br>FAX: +886-3-328-4978 |
| **Test Site No.** | **Sporton Site No.** |
| | 03CH07-HY |

**Note:** The test site complies with ANSI C63.4 2014 requirement.

FCC designation No.: TW1190

## 1.5 Applicable Standards

According to the specifications of the manufacturer, the EUT must comply with the requirements of the following standards:

- FCC Part 15 Subpart E
- FCC KDB 789033 D02 General UNII Test Procedures New Rules v02r01.
- FCC KDB 414788 D01 Radiated Test Site v01r01.
- FCC KDB Publication No. 558074 D01 DTS Meas. Guidance v05
- ANSI C63.10-2013

**Remark:** All test items were verified and recorded according to the standards and without any deviation during the test.

# 2 Test Configuration of Equipment Under Test

a. The EUT has been associated with peripherals and configuration operated in a manner tended to maximize its emission characteristics in a typical application. Frequency range investigated: radiation emission (9 kHz to the 10th harmonic of the highest fundamental frequency or to 40 GHz, whichever is lower). For radiated measurement, pre-scanned in three orthogonal panels, X, Y, Z. The worst cases (X plane for Mode 3 / 4 ; Y plane for Mode 1 / 2 / 5) were recorded in this report.

b. AC power line Conducted Emission was tested under maximum output power.

## 2.1 Carrier Frequency and Channel

| Frequency Band | Channel | Freq. (MHz) | Channel | Freq. (MHz) |
|---|---|---|---|---|
| 2400-2483.5 MHz Bluetooth-LE | 6 | 2414 | 7 | 2416 |
| | 39 | 2480 | | |

| Frequency Band | Channel | Freq. (MHz) | Channel | Freq. (MHz) |
|---|---|---|---|---|
| 2400-2483.5 MHz 802.11b | 5 | 2432 | 6 | 2437 |

| Frequency Band | Channel | Freq. (MHz) |
|---|---|---|
| 5150-5250 MHz 802.11a | 36 | 5180 |

| Frequency Band | Channel | Freq. (MHz) |
|---|---|---|
| 5150-5250 MHz 802.11n HT20 | 44 | 5220 |

## 2.2 Test Mode

**Final test modes are considering the modulation and worse data rates as below table.**

**<Co-Location>**

| Mode | Modulation | Data Rate |
|---|---|---|
| 1 | 802.11b (CH05) for Ant. 1 + Bluetooth-LE (CH39) for Ant. 2 | 6 Mbps + 2 Mbps |
| 2 | 802.11b (CH06) for Ant. 1 + Bluetooth-LE (CH07) for Ant. 2 | 6 Mbps + 2 Mbps |
| 3 | 802.11n HT20 (CH36) for Ant. 1 + Bluetooth-LE (CH39) for Ant. 2 | MCS0 + 2 Mbps |
| 4 | 802.11a (CH44) for Ant. 1 + Bluetooth-LE (CH39) for Ant. 2 | 6 Mbps + 2 Mbps |
| 5 | 802.11b (CH06) for Ant. 1+ Bluetooth-LE (CH06) for Ant. 2 | 6 Mbps + 2 Mbps |

## 2.3 Connection Diagram of Test System

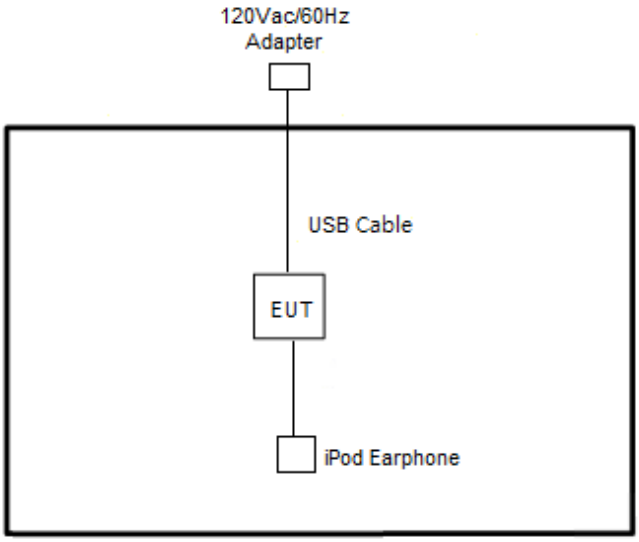


## 2.4 Support Unit used in test configuration and system

| Item | Equipment | Trade Name | Model Name | FCC ID | Data Cable | Power Cord |
|---|---|---|---|---|---|---|
| 1. | iPod Earphone | Apple | N/A | Verification | Unshielded, 1.0 m | N/A |

## 2.5 EUT Operation Test Setup

The RF test items, utility “Compliance tool (1.0.0.57)” was installed in Notebook which was programmed in order to make the EUT get into the engineering modes to provide channel selection, power level, data rate and the application type and for continuous transmitting signals.

# 3 Test Result

## 3.1 Unwanted Emissions Measurement

### 3.1.1 Limit of Unwanted Emissions

(1) Unwanted spurious emissions fallen in restricted bands shall comply with the general field strength limits as below table:

| Frequency (MHz) | Field Strength (microvolts/meter) | Measurement Distance (meters) |
|---|---|---|
| 0.009 – 0.490 | 2400/F(kHz) | 300 |
| 0.490 – 1.705 | 24000/F(kHz) | 30 |
| 1.705 – 30.0 | 30 | 30 |
| 30 – 88 | 100 | 3 |
| 88 – 216 | 150 | 3 |
| 216 - 960 | 200 | 3 |
| Above 960 | 500 | 3 |

**Note:** The following formula is used to convert the EIRP to field strength.

$$E=\frac{1000000\sqrt{30P}}{3}$$ μV/m, where P is the eirp (Watts)

| EIRP (dBm) | Field Strength at 3m (dBμV/m) |
|---|---|
| - 27 | 68.3 |

(2) KDB789033 D02 v02r01 G)2)c)

(i) Sections 15.407(b)(1-3) specifies the unwanted emissions limit for the U-NII-1 and U-NII-2 bands. As specified, emissions above 1000 MHz that are outside of the restricted bands are subject to a peak emission limit of −27 dBm/MHz.

(ii) Section 15.407(b)(4) specifies the unwanted emissions limit for the U-NII-3 band. A band emissions mask is specified in Section 15.407(b)(4)(i). The emission limits are based on the use of a peak detector.

### 3.1.2 Measuring Instruments

See list of measuring equipment of this test report.

### 3.1.3 Test Procedures

1. The testing follows FCC KDB 789033 D02 General UNII Test Procedures New Rules v02r01. Section G) Unwanted emissions measurement.

   (1) Procedure for Unwanted Emissions Measurements Below 1000MHz
   - RBW = 120 kHz
   - VBW = 300 kHz
   - Detector = Peak
   - Trace mode = max hold

   (2) Procedure for Peak Unwanted Emissions Measurements Above 1000 MHz
   - RBW = 1 MHz
   - VBW ≥ 3 MHz
   - Detector = Peak
   - Sweep time = auto
   - Trace mode = max hold

   (3) Procedures for Average Unwanted Emissions Measurements Above 1000MHz
   - RBW = 1 MHz
   - VBW = 10 Hz, when duty cycle is no less than 98 percent.
   - VBW ≥ 1/T, when duty cycle is less than 98 percent where T is the minimum transmission duration over which the transmitter is on and is transmitting at its maximum power control level for the tested mode of operation.
2. The EUT was placed on a turntable with 0.8 meter for frequency below 1GHz and 1.5 meter for frequency above 1GHz respectively above ground.
3. The EUT was set 3 meters from the interference receiving antenna which was mounted on the top of a variable height antenna tower.
4. The antenna is a broadband antenna and its height is adjusted between one meter and four meters above ground to find the maximum value of the field strength for both horizontal polarization and vertical polarization of the antenna.
5. For each suspected emission, the EUT was arranged to its worst case and then adjust the antenna tower (from 1 m to 4 m) and turntable (from 0 degree to 360 degrees) to find the maximum reading.
6. For testing below 1GHz, if the emission level of the EUT in peak mode was 3 dB lower than the limit specified, then peak values of EUT will be reported, otherwise, the emissions will be repeated one by one using the CISPR quasi-peak method and reported.
7. For testing above 1GHz, the emission level of the EUT in peak mode was 20dB lower than average limit (that means the emission level in average mode also complies with the limit in average mode), then peak values of EUT will be reported, otherwise, the emissions will be measured in average mode again and reported.

### 3.1.4 Test Setup

**For radiated emissions below 30MHz**

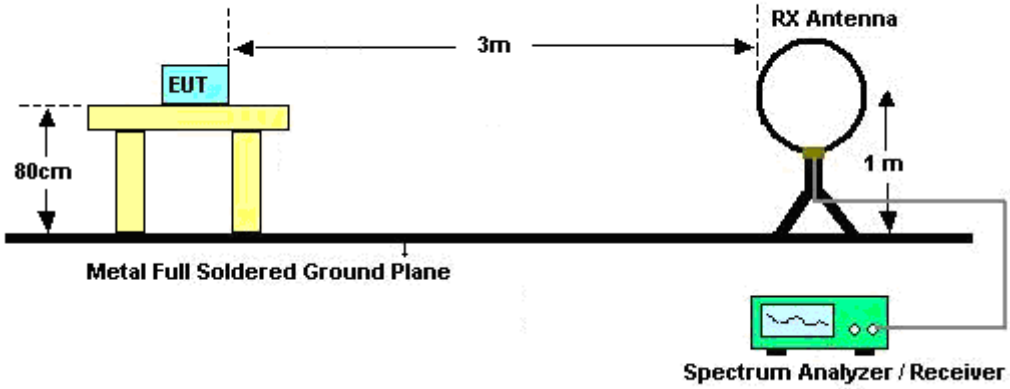


**For radiated emissions from 30MHz to 1GHz**

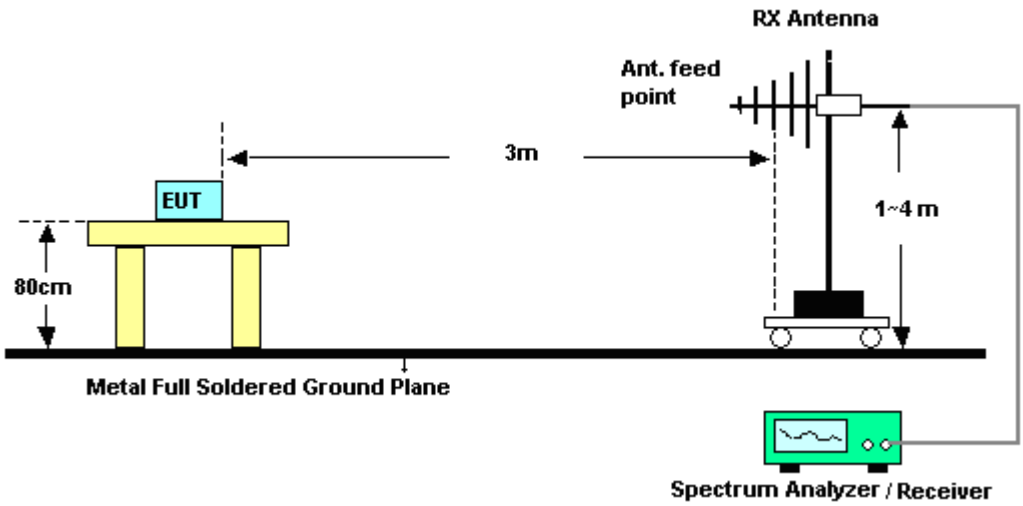

**For radiated emissions above 1GHz**

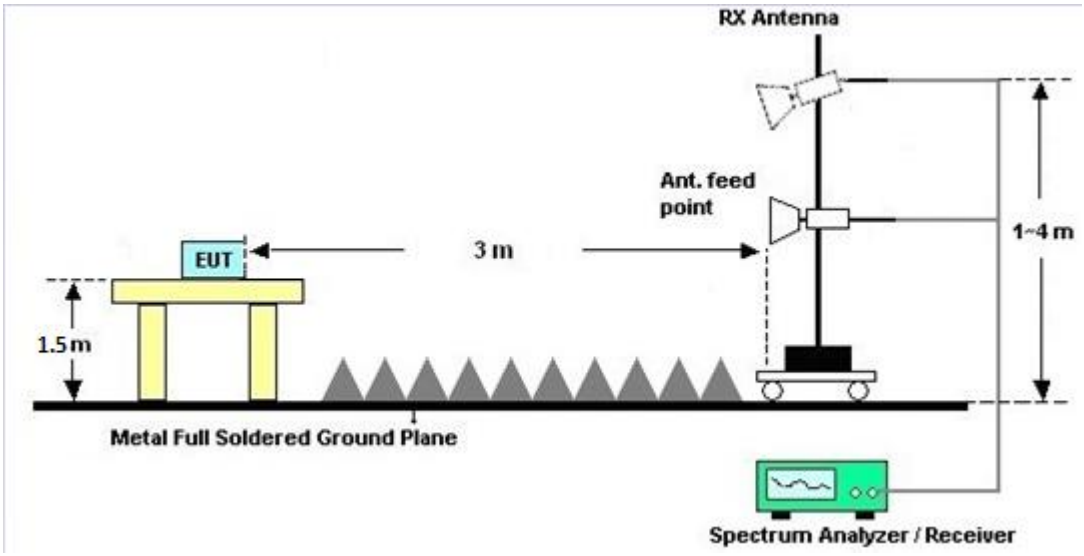


**For radiated emissions from 18GHz~40GHz**

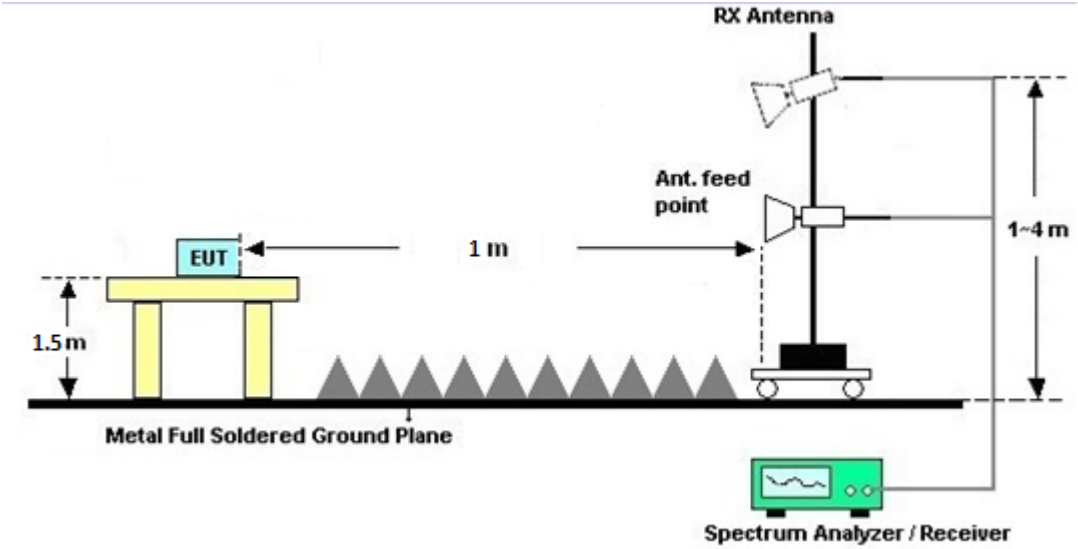

### 3.1.5 Test Results of Radiated Spurious Emissions (9 kHz ~ 30 MHz)

The low frequency, which started from 9 kHz to 30MHz, was pre-scanned and the result which was 20dB lower than the limit line was not reported.

There is a comparison data of both open-field test site and alternative test site - semi-Anechoic chamber according to 414788 D01 Radiated Test Site v01r01, and the result came out very similar.

### 3.1.6 Test Result of Radiated Spurious at Band Edges

Please refer to Appendix A and B.

### 3.1.7 Duty Cycle

Please refer to Appendix C.

### 3.1.8 Test Result of Radiated Spurious Emissions (30MHz ~ 10th Harmonic)

Please refer to Appendix A and B.

## 3.2 Antenna Requirements

### 3.2.1 Standard Applicable

If transmitting antenna directional gain is greater than 6 dBi, both the peak transmit power and the peak power spectral density shall be reduced by the amount in dB that the directional gain of the antenna exceeds 6 dBi.

### 3.2.2 Antenna Anti-Replacement Construction

An embedded-in antenna design is used.

### 3.2.3 Antenna Gain

The antenna peak gain of EUT is less than 6 dBi. Therefore, it is not necessary to reduce maximum peak output power limit.

# 4 List of Measuring Equipment

| Instrument | Manufacturer | Model No. | Serial No. | Characteristics | Calibration Date | Test Date | Due Date | Remark |
|---|---|---|---|---|---|---|---|---|
| Bilog Antenna | TESEQ | CBL 6111D & 00800N1D01 N-06 | 35419 & 03 | 30MHz~1GHz | Apr. 30, 2019 | Jan. 17, 2020~ Jan. 18, 2020 | Apr. 29, 2020 | Radiation (03CH07-HY) |
| Double Ridge Horn Antenna | ESCO | 3117 | 00075962 | 1GHz ~ 18GHz | Dec. 06, 2019 | Jan. 17, 2020~ Jan. 18, 2020 | Dec. 05, 2020 | Radiation (03CH07-HY) |
| EMI Test Receiver | Rohde & Schwarz | ESU26 | 100472 | 20Hz~26.5GHz | Jan. 10, 2020 | Jan. 17, 2020~ Jan. 18, 2020 | Jan. 09, 2021 | Radiation (03CH07-HY) |
| Hygrometer | Testo | HTC-2 | 1 | N/A | Jun. 17, 2019 | Jan. 17, 2020~ Jan. 18, 2020 | Jun. 16, 2020 | Radiation (03CH07-HY) |
| Loop Antenna | Rohde & Schwarz | HFH2-Z2 | 100315 | 9 kHz~30 MHz | Dec. 26, 2019 | Jan. 17, 2020~ Jan. 18, 2020 | Dec. 25, 2020 | Radiation (03CH07-HY) |
| Preamplifier | MITEQ | AMF-7D-0010 1800-30-10P | 1590075 | 1GHz~18GHz | Apr. 24, 2019 | Jan. 17, 2020~ Jan. 18, 2020 | Apr. 23, 2020 | Radiation (03CH07-HY) |
| Preamplifier | COM-POWER | PA-103A | 161241 | 10MHz~1GHz | May 20, 2019 | Jan. 17, 2020~ Jan. 18, 2020 | May 19, 2020 | Radiation (03CH07-HY) |
| Preamplifier | Agilent | 8449B | 3008A02362 | 1GHz~26.5GHz | Nov. 01, 2019 | Jan. 17, 2020~ Jan. 18, 2020 | Oct. 31, 2020 | Radiation (03CH07-HY) |
| RF Cable | HUBER + SUHNER | SUCOFLEX 104 | MY24971/4, MY28655/4 | 9kHz~30MHz | Feb. 26, 2019 | Jan. 17, 2020~ Jan. 18, 2020 | Feb. 25, 2020 | Radiation (03CH07-HY) |
| RF Cable | HUBER + SUHNER | SUCOFLEX 104 | MY28655/4, MY24971/4, MY15682/4 | 30MHz~1GHz | Feb. 26, 2019 | Jan. 17, 2020~ Jan. 18, 2020 | Feb. 25, 2020 | Radiation (03CH07-HY) |
| RF Cable | HUBER + SUHNER | SUCOFLEX 104 | MY28655/4, MY24971/4, MY15682/4 | 1GHz~18GHz | Feb. 26, 2019 | Jan. 17, 2020~ Jan. 18, 2020 | Feb. 25, 2020 | Radiation (03CH07-HY) |
| Controller | ChainTek | Chaintek 3000 | N/A | Control Turn table | N/A | Jan. 17, 2020~ Jan. 18, 2020 | N/A | Radiation (03CH07-HY) |
| Controller | Max-Full | MF7802 | MF780208368 | Control Ant Mast | N/A | Jan. 17, 2020~ Jan. 18, 2020 | N/A | Radiation (03CH07-HY) |
| Antenna Mast | Max-Full | MFA520BS | N/A | 1m~4m | N/A | Jan. 17, 2020~ Jan. 18, 2020 | N/A | Radiation (03CH07-HY) |
| Turn Table | ChainTek | Chaintek 3000 | N/A | 0~360 Degree | N/A | Jan. 17, 2020~ Jan. 18, 2020 | N/A | Radiation (03CH07-HY) |
| SHF-EHF Horn Antenna | SCHWARZBECK | BBHA 9170 | BBHA9170576 | 18GHz~40GHz | May 14, 2019 | Jan. 17, 2020~ Jan. 18, 2020 | May 13, 2020 | Radiation (03CH07-HY) |
| Spectrum Analyzer | Agilent | N9030A | MY52350276 | 3Hz~44GHz | Apr. 02, 2019 | Jan. 17, 2020~ Jan. 18, 2020 | Apr. 01, 2020 | Radiation (03CH07-HY) |
| Software | Audix | E3 6.2009-8-24 | N/A | N/A | N/A | Jan. 17, 2020~ Jan. 18, 2020 | N/A | Radiation (03CH07-HY) |
| RF Cable | HUBER + SUHNER | SUCOFLEX 102 | MY2858/2 | 18GHz~40GHz | Feb. 26, 2019 | Jan. 17, 2020~ Jan. 18, 2020 | Feb. 25, 2020 | Radiation (03CH07-HY) |
| Preamplifier | EMEC | EM18G40G | 060715 | 18GHz~40GHz | Dec. 13, 2019 | Jan. 17, 2020~ Jan. 18, 2020 | Dec. 12, 2020 | Radiation (03CH07-HY) |

# 5 Uncertainty of Evaluation

**Uncertainty of Radiated Emission Measurement (30 MHz ~ 1000 MHz)**

| | |
|---|---|
| **Measuring Uncertainty for a Level of Confidence of 95% (U = 2Uc(y))** | **4.6** |

**Uncertainty of Radiated Emission Measurement (1000 MHz ~ 18000 MHz)**

| | |
|---|---|
| **Measuring Uncertainty for a Level of Confidence of 95% (U = 2Uc(y))** | **5.2** |

**Uncertainty of Radiated Emission Measurement (18000 MHz ~ 40000 MHz)**

| | |
|---|---|
| **Measuring Uncertainty for a Level of Confidence of 95% (U = 2Uc(y))** | **5.3** |

# Appendix A. Radiated Spurious Emission

| Test Engineer : | Jesse Wang , Stan Hsieh, Ken Wu | Temperature : | 21~24°C |
|---|---|---|---|
| | | Relative Humidity : | 56~60% |

## 2.4GHz 2400~2483.5MHz (Band Edge @ 3m)

| | Note | Frequency | Level | Over | Limit | Read | Antenna | Path | Preamp | Ant | Table | Peak | Pol. |
|---|---|---|---|---|---|---|---|---|---|---|---|---|---|
| Ant. | | | | Limit | Line | Level | Factor | Loss | Factor | Pos | Pos | Avg. | |
| Simultaneously | | ( MHz ) | ( dBµV/m ) | ( dB ) | ( dBµV/m ) | (dBµV) | ( dB/m ) | ( dB ) | ( dB ) | ( cm ) | ( deg ) | (P/A) | (H/V) |
| Mode 1 Ant 1 11b Ch05 + Ant2 BLE 2M Ch39 | | 2383.95 | 54.67 | -19.33 | 74 | 40.33 | 31.83 | 17.74 | 35.23 | 186 | 335 | P | H |
| | | 2383.95 | 46.08 | -7.92 | 54 | 31.74 | 31.83 | 17.74 | 35.23 | 186 | 335 | A | H |
| | * | 2432 | 104.95 | - | - | 90.49 | 31.93 | 17.79 | 35.26 | 186 | 335 | P | H |
| | * | 2432 | 101.85 | - | - | 87.39 | 31.93 | 17.79 | 35.26 | 186 | 335 | A | H |
| | | 2495.16 | 53.92 | -20.08 | 74 | 39.28 | 32.1 | 17.84 | 35.3 | 186 | 335 | P | H |
| | | 2483.544 | 43.81 | -10.19 | 54 | 29.19 | 32.07 | 17.84 | 35.29 | 186 | 335 | A | H |
| | | 2384.12 | 54.93 | -19.07 | 74 | 40.59 | 31.83 | 17.74 | 35.23 | 100 | 348 | P | V |
| | | 2383.95 | 46.23 | -7.77 | 54 | 31.89 | 31.83 | 17.74 | 35.23 | 100 | 348 | A | V |
| | * | 2432 | 104.31 | - | - | 89.85 | 31.93 | 17.79 | 35.26 | 100 | 348 | P | V |
| | * | 2432 | 101.14 | - | - | 86.68 | 31.93 | 17.79 | 35.26 | 100 | 348 | A | V |
| | | 2485.304 | 53.7 | -20.3 | 74 | 39.08 | 32.07 | 17.84 | 35.29 | 100 | 348 | P | V |
| | | 2483.544 | 43.83 | -10.17 | 54 | 29.21 | 32.07 | 17.84 | 35.29 | 100 | 348 | A | V |
| Remark | 1. No other spurious found.<br>2. All results are PASS against Peak and Average limit line. | | | | | | | | | | | | |

## BLE (Band Edge @ 3m)

| | Note | Frequency | Level | Over | Limit | Read | Antenna | Path | Preamp | Ant | Table | Peak | Pol. |
|---|---|---|---|---|---|---|---|---|---|---|---|---|---|
| Ant. | | | | Limit | Line | Level | Factor | Loss | Factor | Pos | Pos | Avg. | |
| Simultaneously | | ( MHz ) | ( dBμV/m ) | ( dB ) | ( dBμV/m ) | (dBμV) | ( dB/m ) | ( dB ) | ( dB ) | ( cm ) | ( deg ) | (P/A) | (H/V) |
| Mode 1 Ant 1 11b Ch05 + Ant2 BLE 2M Ch39 | | 2383.61 | 54.48 | -19.52 | 74 | 40.14 | 31.83 | 17.74 | 35.23 | 160 | 36 | P | H |
| | | 2384.12 | 47.15 | -6.85 | 54 | 32.81 | 31.83 | 17.74 | 35.23 | 160 | 36 | A | H |
| | * | 2480 | 96.68 | - | - | 82.06 | 32.07 | 17.84 | 35.29 | 160 | 36 | P | H |
| | * | 2480 | 93.34 | - | - | 78.72 | 32.07 | 17.84 | 35.29 | 160 | 36 | A | H |
| | | 2499.56 | 54.78 | -19.22 | 74 | 40.14 | 32.1 | 17.84 | 35.3 | 160 | 36 | P | H |
| | | 2486.008 | 44.7 | -9.3 | 54 | 30.08 | 32.07 | 17.84 | 35.29 | 160 | 36 | A | H |
| | | 2383.44 | 53.8 | -20.2 | 74 | 39.46 | 31.83 | 17.74 | 35.23 | 100 | 74 | P | V |
| | | 2383.95 | 46.73 | -7.27 | 54 | 32.39 | 31.83 | 17.74 | 35.23 | 100 | 74 | A | V |
| | * | 2480 | 96.92 | - | - | 82.3 | 32.07 | 17.84 | 35.29 | 100 | 74 | P | V |
| | * | 2480 | 95.18 | - | - | 80.56 | 32.07 | 17.84 | 35.29 | 100 | 74 | A | V |
| | | 2486.272 | 53.89 | -20.11 | 74 | 39.27 | 32.07 | 17.84 | 35.29 | 100 | 74 | P | V |
| | | 2499.736 | 44.7 | -9.3 | 54 | 30.06 | 32.1 | 17.84 | 35.3 | 100 | 74 | A | V |
| Remark | 1. No other spurious found.<br>2. All results are PASS against Peak and Average limit line. | | | | | | | | | | | | |

## 2.4GHz 2400~2483.5MHz (Harmonic @ 3m)

| Ant. Simultaneously | Note | Frequency ( MHz ) | Level ( dBμV/m ) | Over Limit ( dB ) | Limit Line ( dBμV/m ) | Read Level (dBμV) | Antenna Factor ( dB/m ) | Path Loss ( dB ) | Preamp Factor ( dB ) | Ant Pos ( cm ) | Table Pos ( deg ) | Peak Avg. (P/A) | Pol. (H/V) |
|---|---|---|---|---|---|---|---|---|---|---|---|---|---|
| Mode 1 Ant 1 11b Ch05 + Ant2 BLE 2M Ch39 | | 2384 | 58.51 | -15.49 | 74 | 44.17 | 31.83 | 17.74 | 35.23 | 142 | 341 | P | H |
| | | 2384 | 50.6 | -3.4 | 54 | 36.26 | 31.83 | 17.74 | 35.23 | 142 | 341 | A | H |
| | | 2384 | 58.88 | -15.12 | 74 | 44.54 | 31.83 | 17.74 | 35.23 | 120 | 348 | P | V |
| | | 2384 | 49.24 | -4.76 | 54 | 34.9 | 31.83 | 17.74 | 35.23 | 120 | 348 | A | V |
| Remark | 1. No other spurious found.<br>2. All results are PASS against Peak and Average limit line. | | | | | | | | | | | | |

## 2.4GHz 2400~2483.5MHz (Band Edge @ 3m)

| | Note | Frequency | Level | Over | Limit | Read | Antenna | Path | Preamp | Ant | Table | Peak | Pol. |
|---|---|---|---|---|---|---|---|---|---|---|---|---|---|
| Ant. | | | | Limit | Line | Level | Factor | Loss | Factor | Pos | Pos | Avg. | |
| Simultaneously | | ( MHz ) | ( dBμV/m ) | ( dB ) | ( dBμV/m ) | (dBμV) | ( dB/m ) | ( dB ) | ( dB ) | ( cm ) | ( deg ) | (P/A) | (H/V) |
| Mode 2 Ant 1 11b Ch06 + Ant 2 BLE 2M Ch07 | | 2389.9 | 54.82 | -19.18 | 74 | 40.51 | 31.8 | 17.74 | 35.23 | 188 | 341 | P | H |
| | | 2390 | 43.8 | -10.2 | 54 | 29.49 | 31.8 | 17.74 | 35.23 | 188 | 341 | A | H |
| | * | 2437 | 109.35 | - | - | 94.82 | 32 | 17.79 | 35.26 | 188 | 341 | P | H |
| | * | 2437 | 106.2 | - | - | 91.67 | 32 | 17.79 | 35.26 | 188 | 341 | A | H |
| | | 2486.36 | 54.84 | -19.16 | 74 | 40.22 | 32.07 | 17.84 | 35.29 | 188 | 341 | P | H |
| | | 2483.72 | 43.74 | -10.26 | 54 | 29.12 | 32.07 | 17.84 | 35.29 | 188 | 341 | A | H |
| | | 2320.54 | 54.85 | -19.15 | 74 | 40.58 | 31.87 | 17.59 | 35.19 | 100 | 347 | P | V |
| | | 2390 | 43.63 | -10.37 | 54 | 29.32 | 31.8 | 17.74 | 35.23 | 100 | 347 | A | V |
| | * | 2437 | 108.24 | - | - | 93.71 | 32 | 17.79 | 35.26 | 100 | 347 | P | V |
| | * | 2437 | 105.11 | - | - | 90.58 | 32 | 17.79 | 35.26 | 100 | 347 | A | V |
| | | 2491.552 | 53.64 | -20.36 | 74 | 38.99 | 32.1 | 17.84 | 35.29 | 100 | 347 | P | V |
| | | 2483.544 | 43.83 | -10.17 | 54 | 29.21 | 32.07 | 17.84 | 35.29 | 100 | 347 | A | V |
| Remark | 1. No other spurious found.<br>2. All results are PASS against Peak and Average limit line. | | | | | | | | | | | | |

## BLE (Band Edge @ 3m)

| | Note | Frequency | Level | Over | Limit | Read | Antenna | Path | Preamp | Ant | Table | Peak | Pol. |
|---|---|---|---|---|---|---|---|---|---|---|---|---|---|
| Ant. | | | | Limit | Line | Level | Factor | Loss | Factor | Pos | Pos | Avg. | |
| Simultaneously | | ( MHz ) | ( dBμV/m ) | ( dB ) | ( dBμV/m ) | (dBμV) | ( dB/m ) | ( dB ) | ( dB ) | ( cm ) | ( deg ) | (P/A) | (H/V) |
| Mode 2 Ant 1 11b Ch06 + Ant 2 BLE 2M Ch07 | | 2348.93 | 54.22 | -19.78 | 74 | 39.87 | 31.9 | 17.66 | 35.21 | 103 | 44 | P | H |
| | | 2389.56 | 44.44 | -9.56 | 54 | 30.13 | 31.8 | 17.74 | 35.23 | 103 | 44 | A | H |
| | * | 2416 | 98.86 | - | - | 84.5 | 31.87 | 17.74 | 35.25 | 103 | 44 | P | H |
| | * | 2416 | 97.15 | - | - | 82.79 | 31.87 | 17.74 | 35.25 | 103 | 44 | A | H |
| | | 2483.984 | 54.43 | -19.57 | 74 | 39.81 | 32.07 | 17.84 | 35.29 | 103 | 44 | P | H |
| | | 2493.84 | 44.66 | -9.34 | 54 | 30.02 | 32.1 | 17.84 | 35.3 | 103 | 44 | A | H |
| | | 2354.2 | 54.5 | -19.5 | 74 | 40.18 | 31.87 | 17.66 | 35.21 | 100 | 61 | P | V |
| | | 2389.39 | 44.42 | -9.58 | 54 | 30.11 | 31.8 | 17.74 | 35.23 | 100 | 61 | A | V |
| | * | 2416 | 97.99 | - | - | 83.63 | 31.87 | 17.74 | 35.25 | 100 | 61 | P | V |
| | * | 2416 | 96.32 | - | - | 81.96 | 31.87 | 17.74 | 35.25 | 100 | 61 | A | V |
| | | 2496.92 | 53.92 | -20.08 | 74 | 39.28 | 32.1 | 17.84 | 35.3 | 100 | 61 | P | V |
| | | 2490.056 | 44.65 | -9.35 | 54 | 30 | 32.1 | 17.84 | 35.29 | 100 | 61 | A | V |
| Remark | 1. No other spurious found.<br>2. All results are PASS against Peak and Average limit line. | | | | | | | | | | | | |

## 2.4GHz 2400~2483.5MHz (Harmonic @ 3m)

| Ant. Simultaneously | Note | Frequency ( MHz ) | Level ( dBμV/m ) | Over Limit ( dB ) | Limit Line ( dBμV/m ) | Read Level (dBμV) | Antenna Factor ( dB/m ) | Path Loss ( dB ) | Preamp Factor ( dB ) | Ant Pos ( cm ) | Table Pos ( deg ) | Peak Avg. (P/A) | Pol. (H/V) |
|---|---|---|---|---|---|---|---|---|---|---|---|---|---|
| Mode 2 Ant 1 11b Ch06 + Ant 2 BLE 2M Ch07 | | 2390 | 52.3 | -21.7 | 74 | 37.99 | 31.8 | 17.74 | 35.23 | 162 | 320 | P | H |
| | | 2390 | 44.22 | -9.78 | 54 | 29.91 | 31.8 | 17.74 | 35.23 | 162 | 320 | A | H |
| | | 2390 | 53.26 | -20.74 | 74 | 38.95 | 31.8 | 17.74 | 35.23 | 232 | 56 | P | V |
| | | 2390 | 44.33 | -9.67 | 54 | 30.02 | 31.8 | 17.74 | 35.23 | 232 | 56 | A | V |
| Remark | 1. No other spurious found.<br>2. All results are PASS against Peak and Average limit line. | | | | | | | | | | | | |

## Band 1 5150~5250MHz (Band Edge @ 3m)

| | Note | Frequency | Level | Over | Limit | Read | Antenna | Path | Preamp | Ant | Table | Peak | Pol. |
|---|---|---|---|---|---|---|---|---|---|---|---|---|---|
| Ant. | | | | Limit | Line | Level | Factor | Loss | Factor | Pos | Pos | Avg. | |
| Simultaneously | | ( MHz ) | ( dBμV/m ) | ( dB ) | ( dBμV/m ) | (dBμV) | ( dB/m ) | ( dB ) | ( dB ) | ( cm ) | ( deg ) | (P/A) | (H/V) |
| Mode 3 Ant 1 11n HT20 Ch36 + Ant 2 BLE 2M Ch39 | | 5148.98 | 62.66 | -11.34 | 74 | 52.39 | 34.4 | 11.29 | 35.42 | 100 | 285 | P | H |
| | | 5149.76 | 49.45 | -4.55 | 54 | 39.18 | 34.4 | 11.29 | 35.42 | 100 | 285 | A | H |
| | * | 5180 | 107.9 | - | - | 97.55 | 34.47 | 11.29 | 35.41 | 100 | 285 | P | H |
| | * | 5180 | 98.95 | - | - | 88.6 | 34.47 | 11.29 | 35.41 | 100 | 285 | A | H |
| | | 5145.6 | 63.16 | -10.84 | 74 | 52.89 | 34.4 | 11.29 | 35.42 | 103 | 64 | P | V |
| | | 5150 | 48.62 | -5.38 | 54 | 38.35 | 34.4 | 11.29 | 35.42 | 103 | 64 | A | V |
| | * | 5180 | 105.95 | - | - | 95.6 | 34.47 | 11.29 | 35.41 | 103 | 64 | P | V |
| | * | 5180 | 97.65 | - | - | 87.3 | 34.47 | 11.29 | 35.41 | 103 | 64 | A | V |
| Remark | 1. No other spurious found.<br>2. All results are PASS against Peak and Average limit line. | | | | | | | | | | | | |

## BLE (Band Edge @ 3m)

| | Note | Frequency | Level | Over | Limit | Read | Antenna | Path | Preamp | Ant | Table | Peak | Pol. |
|---|---|---|---|---|---|---|---|---|---|---|---|---|---|
| Ant. | | | | Limit | Line | Level | Factor | Loss | Factor | Pos | Pos | Avg. | |
| Simultaneously | | ( MHz ) | ( dBμV/m ) | ( dB ) | ( dBμV/m ) | (dBμV) | ( dB/m ) | ( dB ) | ( dB ) | ( cm ) | ( deg ) | (P/A) | (H/V) |
| Mode 3 Ant 1 11n HT20 Ch36 + Ant 2 BLE 2M Ch39 | * | 2480 | 97.44 | - | - | 82.82 | 32.07 | 17.84 | 35.29 | 200 | 29 | P | H |
| | * | 2480 | 95.75 | - | - | 81.13 | 32.07 | 17.84 | 35.29 | 200 | 29 | A | H |
| | | 2485.72 | 54.26 | -19.74 | 74 | 39.64 | 32.07 | 17.84 | 35.29 | 200 | 29 | P | H |
| | | 2499.52 | 44.45 | -9.55 | 54 | 29.81 | 32.1 | 17.84 | 35.3 | 200 | 29 | A | H |
| | * | 2480 | 95.44 | - | - | 80.82 | 32.07 | 17.84 | 35.29 | 346 | 36 | P | V |
| | * | 2480 | 91.24 | - | - | 76.62 | 32.07 | 17.84 | 35.29 | 346 | 36 | A | V |
| | | 2483.56 | 57.48 | -16.52 | 74 | 42.86 | 32.07 | 17.84 | 35.29 | 346 | 36 | P | V |
| | | 2485.32 | 44.47 | -9.53 | 54 | 29.85 | 32.07 | 17.84 | 35.29 | 346 | 36 | A | V |
| Remark | 1. No other spurious found.<br>2. All results are PASS against Peak and Average limit line. | | | | | | | | | | | | |

## 2.4GHz 2400~2483.5MHz, Band 1 5150~5250MHz (Harmonic @ 3m)

| Ant. Simultaneously | Note | Frequency ( MHz ) | Level ( dBμV/m ) | Over Limit ( dB ) | Limit Line ( dBμV/m ) | Read Level (dBμV) | Antenna Factor ( dB/m ) | Path Loss ( dB ) | Preamp Factor ( dB ) | Ant Pos ( cm ) | Table Pos ( deg ) | Peak Avg. (P/A) | Pol. (H/V) |
|---|---|---|---|---|---|---|---|---|---|---|---|---|---|
| Mode 4 Ant 1 11a Ch44 + Ant 2 BLE 2M Ch39 | | 4960 | 50.12 | -23.88 | 74 | 40.3 | 34.23 | 11.05 | 35.46 | 100 | 0 | P | H |
| | | 4960 | 40.11 | -13.89 | 54 | 30.29 | 34.23 | 11.05 | 35.46 | 100 | 0 | A | H |
| | | 7440 | 41.78 | -32.22 | 74 | 49.93 | 35.5 | 14.73 | 58.38 | 100 | 0 | P | H |
| | | 10440 | 44.06 | -24.14 | 68.2 | 48.13 | 37.53 | 17.94 | 59.54 | 100 | 0 | P | H |
| | | 15660 | 45.4 | -28.6 | 74 | 40.58 | 40.45 | 21.07 | 56.7 | 100 | 0 | P | H |
| | | 4960 | 50.01 | -23.99 | 74 | 40.19 | 34.23 | 11.05 | 35.46 | 100 | 0 | P | V |
| | | 4960 | 39.87 | -14.13 | 54 | 30.05 | 34.23 | 11.05 | 35.46 | 100 | 0 | A | V |
| | | 7440 | 40.14 | -33.86 | 74 | 48.29 | 35.5 | 14.73 | 58.38 | 100 | 0 | P | V |
| | | 10440 | 44.59 | -23.61 | 68.2 | 48.66 | 37.53 | 17.94 | 59.54 | 100 | 0 | P | V |
| | | 15660 | 44.95 | -29.05 | 74 | 40.13 | 40.45 | 21.07 | 56.7 | 100 | 0 | P | V |
| **Remark** | 1. No other spurious found.<br>2. All results are PASS against Peak and Average limit line. | | | | | | | | | | | | |

## 2.4GHz 2400~2483.5MHz (Harmonic @ 3m)

| Ant. Simultaneously | Note | Frequency ( MHz ) | Level ( dBμV/m ) | Over Limit ( dB ) | Limit Line ( dBμV/m ) | Read Level (dBμV) | Antenna Factor ( dB/m ) | Path Loss ( dB ) | Preamp Factor ( dB ) | Ant Pos ( cm ) | Table Pos ( deg ) | Peak Avg. (P/A) | Pol. (H/V) |
|---|---|---|---|---|---|---|---|---|---|---|---|---|---|
| Mode 5 | | 4828 | 40.99 | -33.01 | 74 | 54.17 | 34.05 | 11.8 | 59.03 | 100 | 0 | P | H |
| Ant 1 | | 4874 | 42.86 | -31.14 | 74 | 55.79 | 34.1 | 11.89 | 58.92 | 100 | 0 | P | H |
| 11b Ch06 | | 7311 | 41.81 | -32.19 | 74 | 50.11 | 35.6 | 14.4 | 58.3 | 100 | 0 | P | H |
| + | | 4828 | 40.04 | -33.96 | 74 | 53.22 | 34.05 | 11.8 | 59.03 | 100 | 0 | P | V |
| Ant 2 | | 4874 | 43.17 | -30.83 | 74 | 56.1 | 34.1 | 11.89 | 58.92 | 100 | 0 | P | V |
| BLE 2M Ch06 | | 7311 | 41.45 | -32.55 | 74 | 49.75 | 35.6 | 14.4 | 58.3 | 100 | 0 | P | V |
| Remark | 1. No other spurious found.<br>2. All results are PASS against Peak and Average limit line. | | | | | | | | | | | | |

## Emission below 1GHz

## 2.4GHz 2400~2483.5MHz and Band 1 5150~5250MHz (LF)

| | Note | Frequency | Level | Over | Limit | Read | Antenna | Path | Preamp | Ant | Table | Peak | Pol. |
|---|---|---|---|---|---|---|---|---|---|---|---|---|---|
| Ant. | | | | Limit | Line | Level | Factor | Loss | Factor | Pos | Pos | Avg. | |
| Simultaneously | | ( MHz ) | ( dBµV/m ) | ( dB ) | ( dBµV/m ) | (dBµV) | ( dB/m ) | ( dB ) | ( dB ) | ( cm ) | ( deg ) | (P/A) | (H/V) |
| Mode 4 Ant 1 11a Ch44 + Ant 2 BLE 2M Ch39 | | 30 | 23 | -17 | 40 | 27.18 | 24.6 | 1.2 | 29.98 | - | - | P | H |
| | | 47.82 | 20.63 | -19.37 | 40 | 33.94 | 15.48 | 1.2 | 29.99 | - | - | P | H |
| | | 79.95 | 17.5 | -22.5 | 40 | 32.68 | 13.19 | 1.62 | 29.99 | - | - | P | H |
| | | 602.4 | 30.54 | -15.46 | 46 | 30.88 | 25.46 | 3.91 | 29.71 | - | - | P | H |
| | | 854.4 | 31.83 | -14.17 | 46 | 27.32 | 28.88 | 4.72 | 29.09 | - | - | P | H |
| | | 953.8 | 33.85 | -12.15 | 46 | 26.79 | 30.54 | 5.06 | 28.54 | 100 | 0 | P | H |
| | | 30 | 30.32 | -9.68 | 40 | 34.5 | 24.6 | 1.2 | 29.98 | 100 | 0 | P | V |
| | | 48.36 | 26.41 | -13.59 | 40 | 40.12 | 15.07 | 1.21 | 29.99 | - | - | P | V |
| | | 58.62 | 24.49 | -15.51 | 40 | 41.3 | 11.97 | 1.21 | 29.99 | - | - | P | V |
| | | 500.2 | 29.62 | -16.38 | 46 | 31.91 | 23.86 | 3.65 | 29.8 | - | - | P | V |
| | | 759.2 | 30.3 | -15.7 | 46 | 27.52 | 27.83 | 4.36 | 29.41 | - | - | P | V |
| | | 937.7 | 33.61 | -12.39 | 46 | 27.52 | 29.75 | 5 | 28.66 | - | - | P | V |
| Remark | 1. No other spurious found.<br>2. All results are PASS against limit line. | | | | | | | | | | | | |

## Emission below 1GHz

## 2.4GHz 2400~2483.5MHz (LF)

| Ant. Simultaneously | Note | Frequency ( MHz ) | Level ( dBμV/m ) | Over Limit ( dB ) | Limit Line ( dBμV/m ) | Read Level (dBμV) | Antenna Factor ( dB/m ) | Path Loss ( dB ) | Preamp Factor ( dB ) | Ant Pos ( cm ) | Table Pos ( deg ) | Peak Avg. (P/A) | Pol. (H/V) |
|---|---|---|---|---|---|---|---|---|---|---|---|---|---|
| Mode 5 Ant 1 11b Ch06 + Ant 2 BLE 2M Ch06 | | 30.54 | 22.43 | -17.57 | 40 | 27.12 | 24.09 | 1.2 | 29.98 | - | - | P | H |
| | | 98.58 | 18.15 | -25.35 | 43.5 | 30.78 | 15.7 | 1.66 | 29.99 | - | - | P | H |
| | | 238.71 | 22.36 | -23.64 | 46 | 32.64 | 17.01 | 2.53 | 29.82 | - | - | P | H |
| | | 500.2 | 32.21 | -13.79 | 46 | 34.5 | 23.86 | 3.65 | 29.8 | - | - | P | H |
| | | 860.7 | 31.86 | -14.14 | 46 | 27.03 | 29.03 | 4.87 | 29.07 | - | - | P | H |
| | | 956.6 | 33.23 | -12.77 | 46 | 26 | 30.69 | 5.06 | 28.52 | 100 | 0 | P | H |
| | | 30 | 32.16 | -7.84 | 40 | 36.34 | 24.6 | 1.2 | 29.98 | 100 | 0 | P | V |
| | | 58.62 | 24.28 | -15.72 | 40 | 41.09 | 11.97 | 1.21 | 29.99 | - | - | P | V |
| | | 202.26 | 27.9 | -15.6 | 43.5 | 40.5 | 14.97 | 2.28 | 29.85 | - | - | P | V |
| | | 500.2 | 31.16 | -14.84 | 46 | 33.45 | 23.86 | 3.65 | 29.8 | - | - | P | V |
| | | 787.9 | 31.07 | -14.93 | 46 | 27.89 | 27.97 | 4.53 | 29.32 | - | - | P | V |
| | | 949.6 | 33.4 | -12.6 | 46 | 26.58 | 30.33 | 5.06 | 28.57 | - | - | P | V |
| Remark | 1. No other spurious found.<br>2. All results are PASS against limit line. | | | | | | | | | | | | |

**Note symbol**

| | |
|---|---|
| * | **Fundamental Frequency** which can be ignored. However, the level of any unwanted emissions shall not exceed the level of the fundamental frequency. |
| ! | Test result is **over limit** line. |
| P/A | **P**eak or **A**verage |
| H/V | **H**orizontal or **V**ertical |

## A calculation example for radiated spurious emission is shown as below:

| Ant. | Note | Frequency | Level | Over Limit | Limit Line | Read Level | Antenna Factor | Path Loss | Preamp Factor | Ant Pos | Table Pos | Peak Avg. | Pol. |
|---|---|---|---|---|---|---|---|---|---|---|---|---|---|
| Simultaneously | | ( MHz ) | ( dBμV/m ) | ( dB ) | ( dBμV/m ) | ( dBμV ) | ( dB/m ) | ( dB ) | ( dB ) | ( cm ) | ( deg ) | (P/A) | (H/V) |
| 802.11b CH 01 2412MHz | | 2390 | 55.45 | -18.55 | 74 | 54.51 | 32.22 | 4.58 | 35.86 | 103 | 308 | P | H |
| | | 2390 | 43.54 | -10.46 | 54 | 42.6 | 32.22 | 4.58 | 35.86 | 103 | 308 | A | H |

1. Path Loss(dB) = Cable loss(dB) + Filter loss(dB) + Attenuator loss(dB)
2. Level(dBμV/m) = Antenna Factor(dB/m) + Path Loss(dB) + Read Level(dBμV) - Preamp Factor(dB)
3. Over Limit(dB) = Level(dBμV/m) – Limit Line(dBμV/m)

**For Peak Limit @ 2390MHz:**

1. Level(dBμV/m)

= Antenna Factor(dB/m) + Path Loss(dB) + Read Level(dBμV) - Preamp Factor(dB)

= 32.22(dB/m) + 4.58(dB) + 54.51(dBμV) – 35.86 (dB)

= 55.45 (dBμV/m)

2. Over Limit(dB)

= Level(dBμV/m) – Limit Line(dBμV/m)

= 55.45(dBμV/m) – 74(dBμV/m)

= -18.55(dB)

**For Average Limit @ 2390MHz:**

1. Level(dBμV/m)

= Antenna Factor(dB/m) + Path Loss(dB) + Read Level(dBμV) - Preamp Factor(dB)

= 32.22(dB/m) + 4.58(dB) + 42.6(dBμV) – 35.86 (dB)

= 43.54 (dBμV/m)

2. Over Limit(dB) = Level(dBμV/m) – Limit Line(dBμV/m)

= 43.54(dBμV/m) – 54(dBμV/m)

= -10.46(dB)

**Both peak and average measured complies with the limit line, so test result is “PASS”.**

# Appendix B. Radiated Spurious Emission

| | | | |
|---|---|---|---|
| **Test Engineer :** | Jesse Wang , Stan Hsieh, Ken Wu | **Temperature :** | 21~24°C |
| | | **Relative Humidity :** | 56~60% |

## Note symbol

| | |
|---|---|
| -L | **Low channel location** |
| -R | **High channel location** |

## 2.4GHz 2400~2483.5MHz (Band Edge @ 3m)

| ANT | Mode 1: Ant 1 11b Ch05 + Ant 2 BLE 2M Ch39 - L | |
|---|---|---|
| Simultaneously | Horizontal | Fundamental |
| Peak | 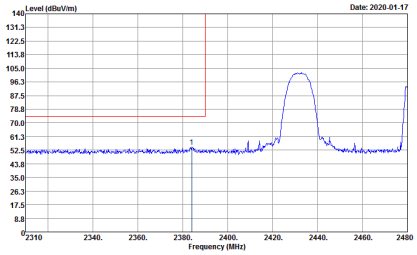 <br>Site : 03CH07-HY<br>Condition : PEAK_BE_74 3m HF_ANT_00075962 HORIZONTAL<br>: RBW:1000.000KHz VBW:3000.000KHz SWT:Auto<br>Detector : Peak<br>Project : 952805-03<br>Mode : 1 | 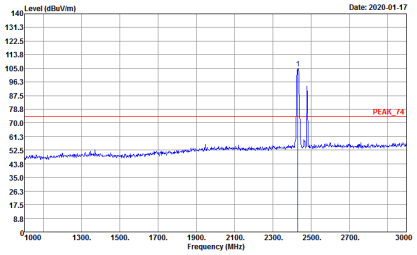 <br>Site : 03CH07-HY<br>Condition : PEAK_74 3m HF_ANT_00075962 HORIZONTAL<br>: RBW:1000.000KHz VBW:3000.000KHz SWT:Auto<br>Detector : Peak<br>Project : 952805-03<br>Mode : 1 |
| Avg. | 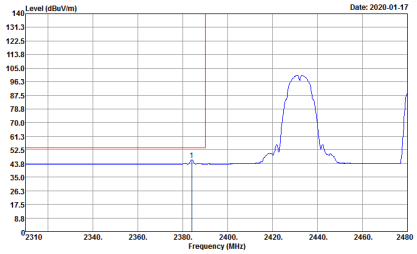 <br>Site : 03CH07-HY<br>Condition : AVG_BE_54 3m HF_ANT_00075962 HORIZONTAL<br>: RBW:1000.000KHz VBW:0.010KHz SWT:Auto<br>Detector : Peak<br>Project : 952805-03<br>Mode : 1 | 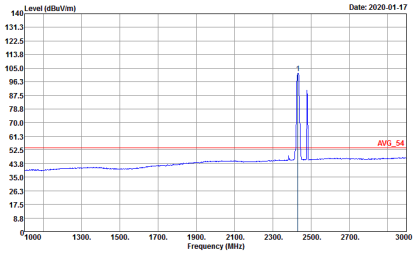 <br>Site : 03CH07-HY<br>Condition : AVG_54 3m HF_ANT_00075962 HORIZONTAL<br>: RBW:1000.000KHz VBW:0.010KHz SWT:Auto<br>Detector : Peak<br>Project : 952805-03<br>Mode : 1 |

| ANT | Mode 1: Ant 1 11b Ch05 + Ant 2 BLE 2M Ch39 - R | |
|---|---|---|
| **Simultaneously** | **Horizontal** | **Fundamental** |
| **Peak** | 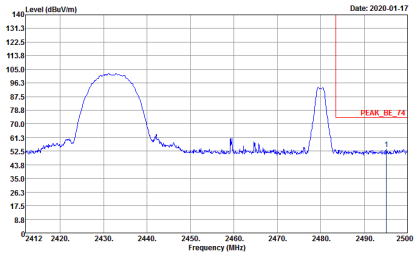 <br>Site : 03CH07-HY<br>Condition : PEAK_BE_74 3m HF_ANT_00075962 HORIZONTAL<br>: RBW:1000.000KHz VBW:3000.000KHz SWT:Auto<br>Detector : Peak<br>Project : 952805-03<br>Mode : 1 | Left blank |
| **Avg.** | 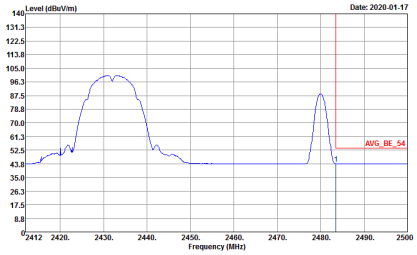 <br>Site : 03CH07-HY<br>Condition : AVG_BE_54 3m HF_ANT_00075962 HORIZONTAL<br>: RBW:1000.000KHz VBW:0.010KHz SWT:Auto<br>Detector : Peak<br>Project : 952805-03<br>Mode : 1 | Left blank |

| ANT | Mode 1: Ant 1 11b Ch05 + Ant 2 BLE 2M Ch39 - L | |
|---|---|---|
| Simultaneously | Vertical | Fundamental |
| Peak | 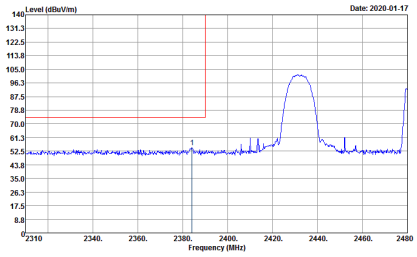 <br>Site : 03CH07-HY<br>Condition : PEAK_BE_74 3m HF_ANT_00075962 VERTICAL<br>: RBW:1000.000KHz VBW:3000.000KHz SWT:Auto<br>Detector : Peak<br>Project : 952805-03<br>Mode : 1 | 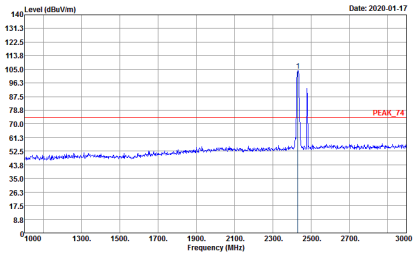 <br>Site : 03CH07-HY<br>Condition : PEAK_74 3m HF_ANT_00075962 VERTICAL<br>: RBW:1000.000KHz VBW:3000.000KHz SWT:Auto<br>Detector : Peak<br>Project : 952805-03<br>Mode : 1 |
| Avg. | 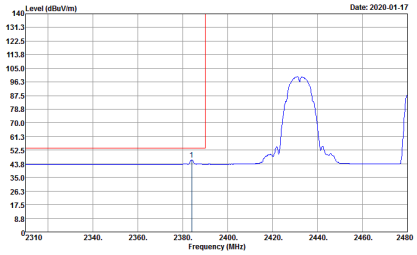 <br>Site : 03CH07-HY<br>Condition : AVG_BE_54 3m HF_ANT_00075962 VERTICAL<br>: RBW:1000.000KHz VBW:0.010KHz SWT:Auto<br>Detector : Peak<br>Project : 952805-03<br>Mode : 1 | 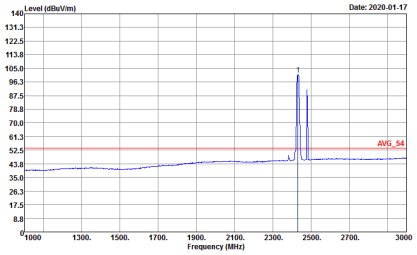 <br>Site : 03CH07-HY<br>Condition : AVG_54 3m HF_ANT_00075962 VERTICAL<br>: RBW:1000.000KHz VBW:0.010KHz SWT:Auto<br>Detector : Peak<br>Project : 952805-03<br>Mode : 1 |

| ANT | Mode 1: Ant 1 11b Ch05 + Ant 2 BLE 2M Ch39 - R | |
|---|---|---|
| **Simultaneously** | **Vertical** | **Fundamental** |
| **Peak** | 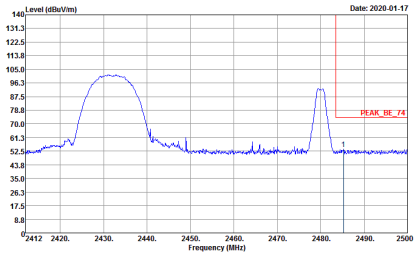 <br>Site : 03CH07-HY<br>Condition : PEAK_BE_74 3m HF_ANT_00075962 VERTICAL<br>: RBW:1000.000KHz VBW:3000.000KHz SWT:Auto<br>Detector : Peak<br>Project : 952805-03<br>Mode : 1 | Left blank |
| **Avg.** | 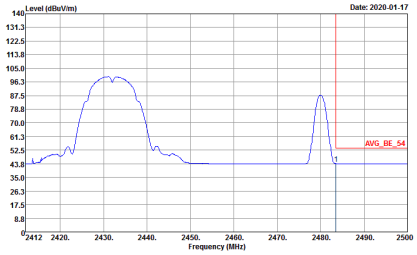 <br>Site : 03CH07-HY<br>Condition : AVG_BE_54 3m HF_ANT_00075962 VERTICAL<br>: RBW:1000.000KHz VBW:0.010KHz SWT:Auto<br>Detector : Peak<br>Project : 952805-03<br>Mode : 1 | Left blank |

## BLE (Band Edge @ 3m)

| ANT | Mode 1: Ant 1 11b Ch05 + Ant 2 BLE 2M Ch39 - L | |
|---|---|---|
| Simultaneously | Horizontal | Fundamental |
| Peak | 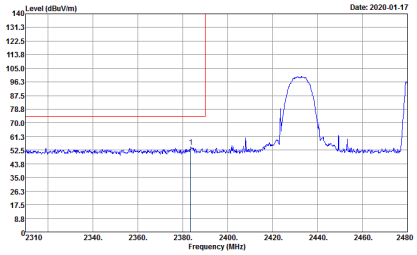 <br>Site : 03CH07-HY<br>Condition : PEAK_BE_74 3m HF_ANT_00075962 HORIZONTAL<br>: RBW:1000.000KHz VBW:3000.000KHz SWT:Auto<br>Detector : Peak<br>Project : 952805-03<br>Mode : 1 | 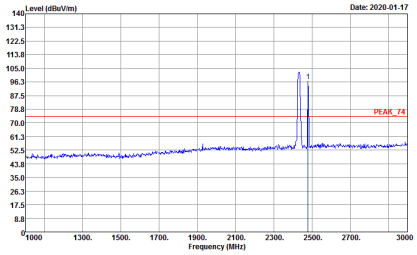 <br>Site : 03CH07-HY<br>Condition : PEAK_74 3m HF_ANT_00075962 HORIZONTAL<br>: RBW:1000.000KHz VBW:3000.000KHz SWT:Auto<br>Detector : Peak<br>Project : 952805-03<br>Mode : 1 |
| Avg. | 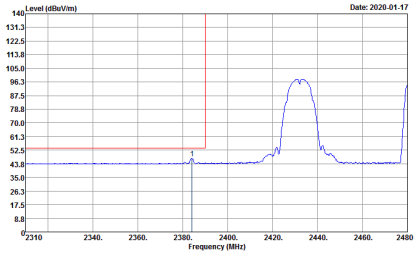 <br>Site : 03CH07-HY<br>Condition : AVG_BE_54 3m HF_ANT_00075962 HORIZONTAL<br>: RBW:1000.000KHz VBW:1.000KHz SWT:Auto<br>Detector : Peak<br>Project : 952805-03<br>Mode : 1 | 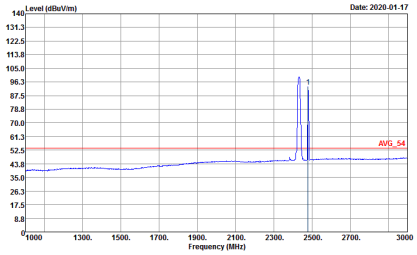 <br>Site : 03CH07-HY<br>Condition : AVG_54 3m HF_ANT_00075962 HORIZONTAL<br>: RBW:1000.000KHz VBW:1.000KHz SWT:Auto<br>Detector : Peak<br>Project : 952805-03<br>Mode : 1 |

| ANT | Mode 1: Ant 1 11b Ch05 + Ant 2 BLE 2M Ch39 - R | |
|---|---|---|
| **Simultaneously** | **Horizontal** | **Fundamental** |
| **Peak** | 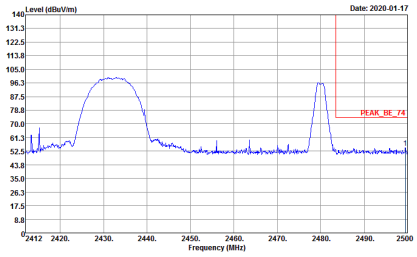 <br>Site : 03CH07-HY<br>Condition : PEAK_BE_74 3m HF_ANT_00075962 HORIZONTAL<br>: RBW:1000.000KHz VBW:3000.000KHz SWT:Auto<br>Detector : Peak<br>Project : 952805-03<br>Mode : 1 | Left blank |
| **Avg.** | 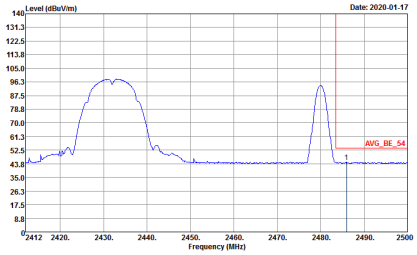 <br>Site : 03CH07-HY<br>Condition : AVG_BE_54 3m HF_ANT_00075962 HORIZONTAL<br>: RBW:1000.000KHz VBW:1.000KHz SWT:Auto<br>Detector : Peak<br>Project : 952805-03<br>Mode : 1 | Left blank |

| ANT | Mode 1: Ant 1 11b Ch05 + Ant 2 BLE 2M Ch39 - L | |
|---|---|---|
| Simultaneously | Vertical | Fundamental |
| Peak | 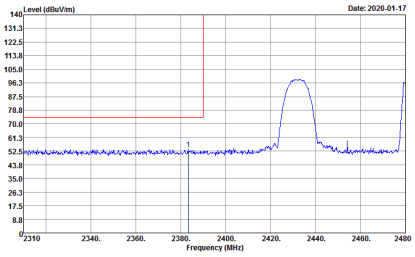 <br>Site : 03CH07-HY<br>Condition : PEAK_BE_74 3m HF_ANT_00075962 VERTICAL<br>: RBW:1000.000KHz VBW:3000.000KHz SWT:Auto<br>Detector : Peak<br>Project : 952805-03<br>Mode : 1 | 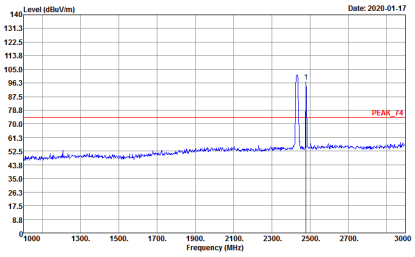 <br>Site : 03CH07-HY<br>Condition : PEAK_74 3m HF_ANT_00075962 VERTICAL<br>: RBW:1000.000KHz VBW:3000.000KHz SWT:Auto<br>Detector : Peak<br>Project : 952805-03<br>Mode : 1 |
| Avg. | 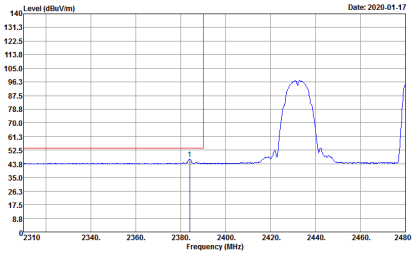 <br>Site : 03CH07-HY<br>Condition : AVG_BE_54 3m HF_ANT_00075962 VERTICAL<br>: RBW:1000.000KHz VBW:1.000KHz SWT:Auto<br>Detector : Peak<br>Project : 952805-03<br>Mode : 1 | 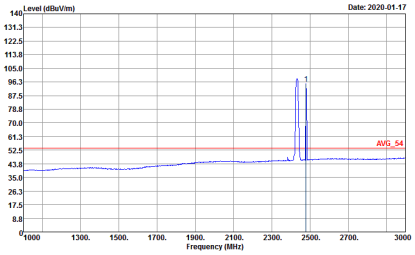 <br>Site : 03CH07-HY<br>Condition : AVG_54 3m HF_ANT_00075962 VERTICAL<br>: RBW:1000.000KHz VBW:1.000KHz SWT:Auto<br>Detector : Peak<br>Project : 952805-03<br>Mode : 1 |

| ANT | Mode 1: Ant 1 11b Ch05 + Ant 2 BLE 2M Ch39 - R | |
|---|---|---|
| **Simultaneously** | **Vertical** | **Fundamental** |
| **Peak** | 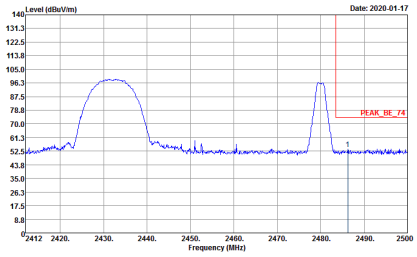 <br>Site : 03CH07-HY<br>Condition : PEAK_BE_74 3m HF_ANT_00075962 VERTICAL<br>: RBW:1000.000KHz VBW:3000.000KHz SWT:Auto<br>Detector : Peak<br>Project : 952805-03<br>Mode : 1 | Left blank |
| **Avg.** | 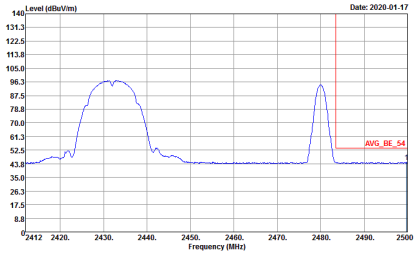 <br>Site : 03CH07-HY<br>Condition : AVG_BE_54 3m HF_ANT_00075962 VERTICAL<br>: RBW:1000.000KHz VBW:1.000KHz SWT:Auto<br>Detector : Peak<br>Project : 952805-03<br>Mode : 1 | Left blank |

## 2.4GHz 2400~2483.5MHz (Harmonic @ 3m)

| ANT | Mode 1: Ant 1 11b Ch05 + Ant 2 BLE 2M Ch39 | |
|---|---|---|
| Simultaneously | Horizontal | Vertical |
| Peak<br>Avg. | 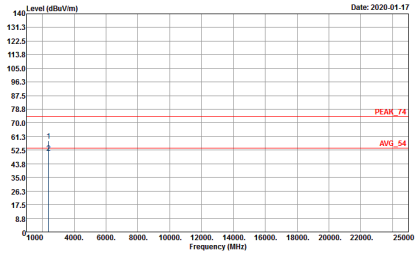 <br>Site : 03CH07-HY<br>Condition : PEAK_74 3m HF_ANT_00075962 HORIZONTAL<br>Detector : Peak<br>Project : 952805-03<br>Mode : 1 | 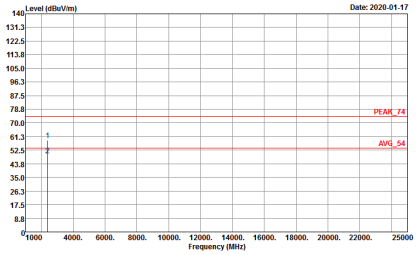 <br>Site : 03CH07-HY<br>Condition : PEAK_74 3m HF_ANT_00075962 VERTICAL<br>Detector : Peak<br>Project : 952805-03<br>Mode : 1 |

## 2.4GHz 2400~2483.5MHz (Band Edge @ 3m)

| ANT | Mode 2: Ant 1 11b Ch06 + Ant 2 BLE 2M Ch07 - L | |
|---|---|---|
| Simultaneously | Horizontal | Fundamental |
| Peak | 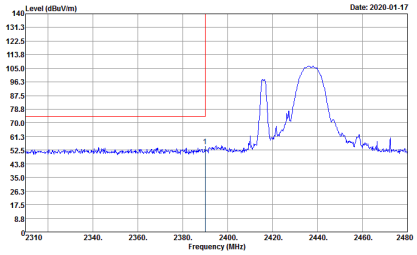 <br>Site : 03CH07-HY<br>Condition : PEAK_BE_74 3m HF_ANT_00075962 HORIZONTAL<br>: RBW:1000.000KHz VBW:3000.000KHz SWT:Auto<br>Detector : Peak<br>Project : 952805-03<br>Mode : 2 | 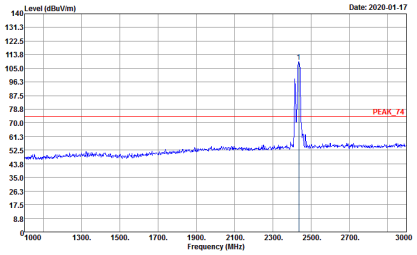 <br>Site : 03CH07-HY<br>Condition : PEAK_74 3m HF_ANT_00075962 HORIZONTAL<br>: RBW:1000.000KHz VBW:3000.000KHz SWT:Auto<br>Detector : Peak<br>Project : 952805-03<br>Mode : 2 |
| Avg. | 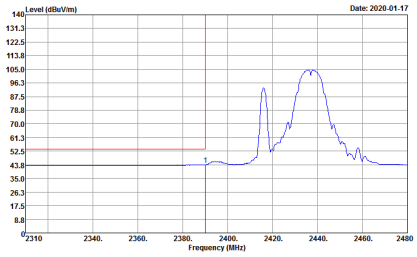 <br>Site : 03CH07-HY<br>Condition : AVG_BE_54 3m HF_ANT_00075962 HORIZONTAL<br>: RBW:1000.000KHz VBW:0.010KHz SWT:Auto<br>Detector : Peak<br>Project : 952805-03<br>Mode : 2 | 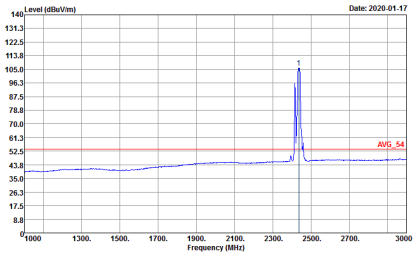 <br>Site : 03CH07-HY<br>Condition : AVG_54 3m HF_ANT_00075962 HORIZONTAL<br>: RBW:1000.000KHz VBW:0.010KHz SWT:Auto<br>Detector : Peak<br>Project : 952805-03<br>Mode : 2 |

| ANT | Mode 2: Ant 1 11b Ch06 + Ant 2 BLE 2M Ch07 - R | |
|---|---|---|
| **Simultaneously** | **Horizontal** | **Fundamental** |
| **Peak** | 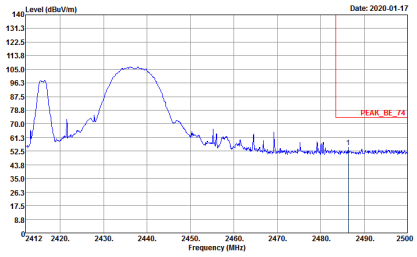 <br>Site : 03CH07-HY<br>Condition : PEAK_BE_74 3m HF_ANT_00075962 HORIZONTAL<br>: RBW:1000.000KHz VBW:3000.000KHz SWT:Auto<br>Detector : Peak<br>Project : 952805-03<br>Mode : 2 | Left blank |
| **Avg.** | 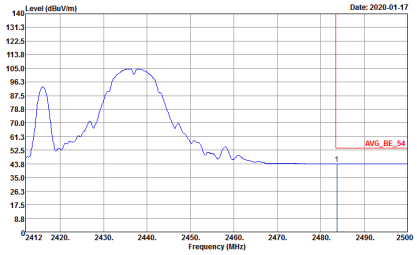 <br>Site : 03CH07-HY<br>Condition : AVG_BE_54 3m HF_ANT_00075962 HORIZONTAL<br>: RBW:1000.000KHz VBW:0.010KHz SWT:Auto<br>Detector : Peak<br>Project : 952805-03<br>Mode : 2 | Left blank |

| ANT | Mode 2: Ant 1 11b Ch06 + Ant 2 BLE 2M Ch07 - L | |
|---|---|---|
| Simultaneously | Vertical | Fundamental |
| Peak | 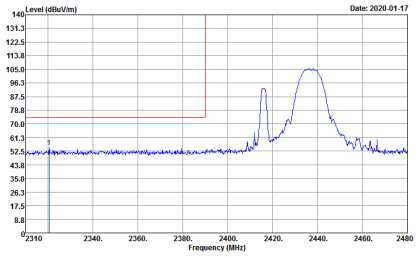 <br>Site : 03CH07-HY<br>Condition : PEAK_BE_74 3m HF_ANT_00075962 VERTICAL<br>: RBW:1000.000KHz VBW:3000.000KHz SWT:Auto<br>Detector : Peak<br>Project : 952805-03<br>Mode : 2 | 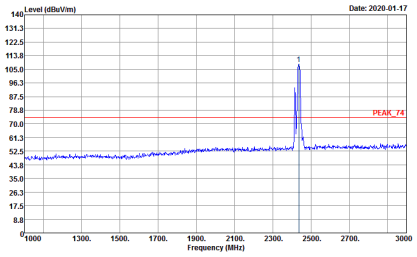 <br>Site : 03CH07-HY<br>Condition : PEAK_74 3m HF_ANT_00075962 VERTICAL<br>: RBW:1000.000KHz VBW:3000.000KHz SWT:Auto<br>Detector : Peak<br>Project : 952805-03<br>Mode : 2 |
| Avg. | 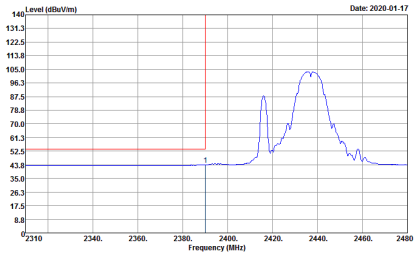 <br>Site : 03CH07-HY<br>Condition : AVG_BE_54 3m HF_ANT_00075962 VERTICAL<br>: RBW:1000.000KHz VBW:0.010KHz SWT:Auto<br>Detector : Peak<br>Project : 952805-03<br>Mode : 2 | 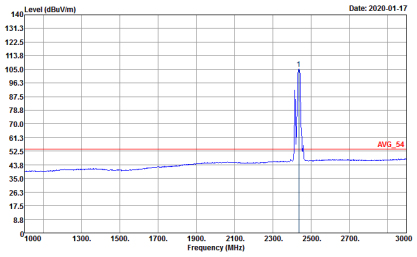 <br>Site : 03CH07-HY<br>Condition : AVG_54 3m HF_ANT_00075962 VERTICAL<br>: RBW:1000.000KHz VBW:0.010KHz SWT:Auto<br>Detector : Peak<br>Project : 952805-03<br>Mode : 2 |

| ANT | Mode 2: Ant 1 11b Ch06 + Ant 2 BLE 2M Ch07 - R | |
|---|---|---|
| **Simultaneously** | **Vertical** | **Fundamental** |
| **Peak** | 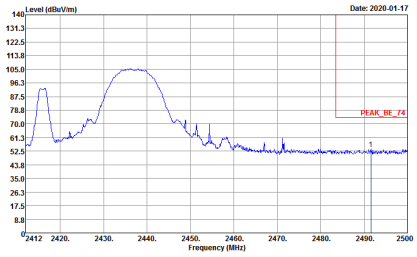 <br>Site : 03CH07-HY<br>Condition : PEAK_BE_74 3m HF_ANT_00075962 VERTICAL<br>: RBW:1000.000KHz VBW:3000.000KHz SWT:Auto<br>Detector : Peak<br>Project : 952805-03<br>Mode : 2 | Left blank |
| **Avg.** | 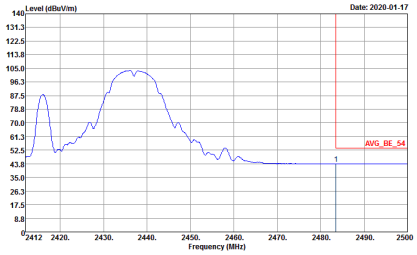 <br>Site : 03CH07-HY<br>Condition : AVG_BE_54 3m HF_ANT_00075962 VERTICAL<br>: RBW:1000.000KHz VBW:0.010KHz SWT:Auto<br>Detector : Peak<br>Project : 952805-03<br>Mode : 2 | Left blank |

## BLE (Band Edge @ 3m)

| ANT | Mode 2: Ant 1 11b Ch06 + Ant 2 BLE 2M Ch07 - L | |
|---|---|---|
| Simultaneously | Horizontal | Fundamental |
| Peak | 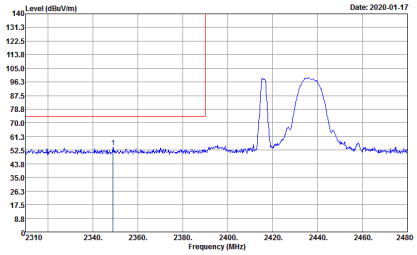 <br>Site : 03CH07-HY<br>Condition : PEAK_BE_74 3m HF_ANT_00075962 HORIZONTAL<br>: RBW:1000.000KHz VBW:3000.000KHz SWT:Auto<br>Detector : Peak<br>Project : 952805-03<br>Mode : 2 | 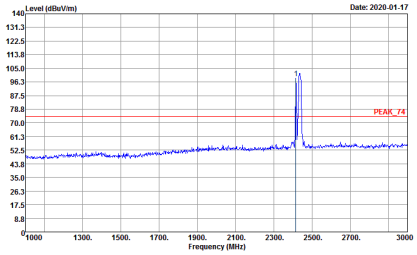 <br>Site : 03CH07-HY<br>Condition : PEAK_74 3m HF_ANT_00075962 HORIZONTAL<br>: RBW:1000.000KHz VBW:3000.000KHz SWT:Auto<br>Detector : Peak<br>Project : 952805-03<br>Mode : 2 |
| Avg. | 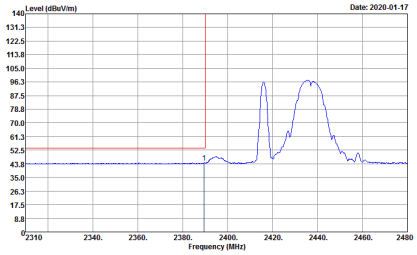 <br>Site : 03CH07-HY<br>Condition : AVG_BE_54 3m HF_ANT_00075962 HORIZONTAL<br>: RBW:1000.000KHz VBW:1.000KHz SWT:Auto<br>Detector : Peak<br>Project : 952805-03<br>Mode : 2 | 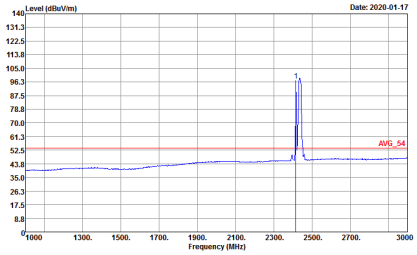 <br>Site : 03CH07-HY<br>Condition : AVG_54 3m HF_ANT_00075962 HORIZONTAL<br>: RBW:1000.000KHz VBW:1.000KHz SWT:Auto<br>Detector : Peak<br>Project : 952805-03<br>Mode : 2 |

| ANT | Mode 2: Ant 1 11b Ch06 + Ant 2 BLE 2M Ch07 - R | |
|---|---|---|
| **Simultaneously** | **Horizontal** | **Fundamental** |
| **Peak** | 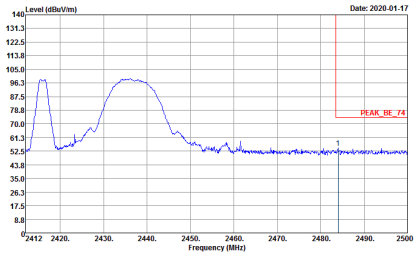 <br>Site : 03CH07-HY<br>Condition : PEAK_BE_74 3m HF_ANT_00075962 HORIZONTAL<br>: RBW:1000.000KHz VBW:3000.000KHz SWT:Auto<br>Detector : Peak<br>Project : 952805-03<br>Mode : 2 | Left blank |
| **Avg.** | 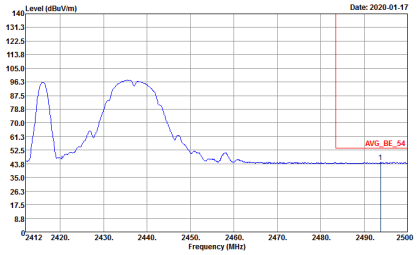 <br>Site : 03CH07-HY<br>Condition : AVG_BE_54 3m HF_ANT_00075962 HORIZONTAL<br>: RBW:1000.000KHz VBW:1.000KHz SWT:Auto<br>Detector : Peak<br>Project : 952805-03<br>Mode : 2 | Left blank |

| ANT | Mode 2: Ant 1 11b Ch06 + Ant 2 BLE 2M Ch07 - L | |
|---|---|---|
| Simultaneously | Vertical | Fundamental |
| Peak | 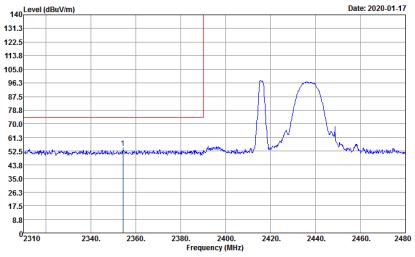 <br>Site : 03CH07-HY<br>Condition : PEAK_BE_74 3m HF_ANT_00075962 VERTICAL<br>: RBW:1000.000KHz VBW:3000.000KHz SWT:Auto<br>Detector : Peak<br>Project : 952805-03<br>Mode : 2 | 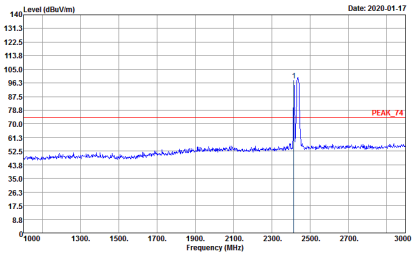 <br>Site : 03CH07-HY<br>Condition : PEAK_74 3m HF_ANT_00075962 VERTICAL<br>: RBW:1000.000KHz VBW:3000.000KHz SWT:Auto<br>Detector : Peak<br>Project : 952805-03<br>Mode : 2 |
| Avg. | 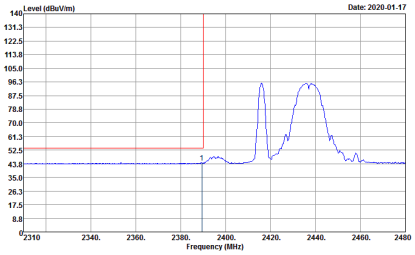 <br>Site : 03CH07-HY<br>Condition : AVG_BE_54 3m HF_ANT_00075962 VERTICAL<br>: RBW:1000.000KHz VBW:1.000KHz SWT:Auto<br>Detector : Peak<br>Project : 952805-03<br>Mode : 2 | 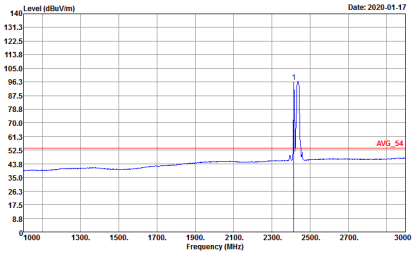 <br>Site : 03CH07-HY<br>Condition : AVG_54 3m HF_ANT_00075962 VERTICAL<br>: RBW:1000.000KHz VBW:1.000KHz SWT:Auto<br>Detector : Peak<br>Project : 952805-03<br>Mode : 2 |

| ANT | Mode 2: Ant 1 11b Ch06 + Ant 2 BLE 2M Ch07 - R | |
|---|---|---|
| **Simultaneously** | **Vertical** | **Fundamental** |
| **Peak** | 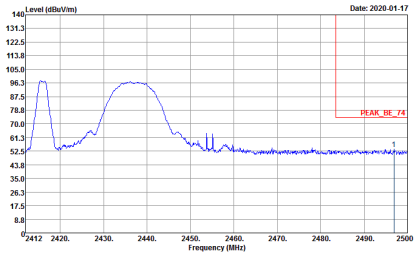 <br>Site : 03CH07-HY<br>Condition : PEAK_BE_74 3m HF_ANT_00075962 VERTICAL<br>: RBW:1000.000KHz VBW:3000.000KHz SWT:Auto<br>Detector : Peak<br>Project : 952805-03<br>Mode : 2 | Left blank |
| **Avg.** | 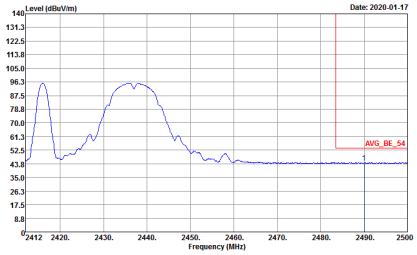 <br>Site : 03CH07-HY<br>Condition : AVG_BE_54 3m HF_ANT_00075962 VERTICAL<br>: RBW:1000.000KHz VBW:1.000KHz SWT:Auto<br>Detector : Peak<br>Project : 952805-03<br>Mode : 2 | Left blank |

## 2.4GHz 2400~2483.5MHz (Harmonic @ 3m)

| ANT | Mode 2: Ant 1 11b Ch06 + Ant 2 BLE 2M Ch07 | |
|---|---|---|
| Simultaneously | Horizontal | Vertical |
| Peak<br>Avg. | 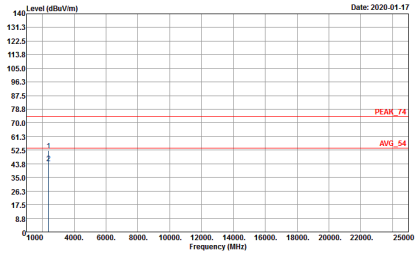 <br>Site : 03CH07-HY<br>Condition : PEAK_74 3m HF_ANT_00075962 HORIZONTAL<br>Detector : Peak<br>Project : 952805-03<br>Mode : 2 | 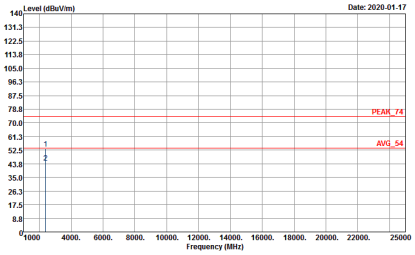 <br>Site : 03CH07-HY<br>Condition : PEAK_74 3m HF_ANT_00075962 VERTICAL<br>Detector : Peak<br>Project : 952805-03<br>Mode : 2 |

## Band 1 5150~5250MHz (Band Edge @ 3m)

| ANT | Mode 3: Ant 1 11n HT20 Ch36 + Ant 2 BLE 2M Ch39 | |
|---|---|---|
| Simultaneously | Horizontal | Fundamental |
| Peak | 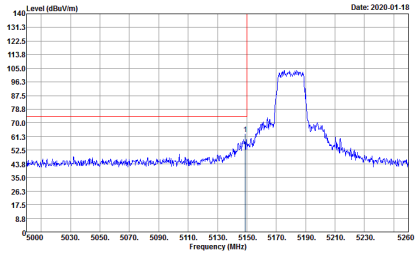 <br>Site : 03CH07-HY<br>Condition : PEAK_BE_74 3m HF_ANT_00075962 HORIZONTAL<br>: RBW:1000.000KHz VBW:3000.000KHz SWT:Auto<br>Detector : Peak<br>Project : 952805-03<br>Mode : 11an(20)_Tx_Ch36+BLE(2M)_Tx_Ch39<br>Wifi setting : 15<br>BLE setting : 7/0 | 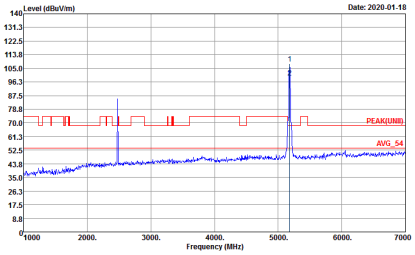 <br>Site : 03CH07-HY<br>Condition : PEAK(UNII) 3m HF_ANT_00075962 HORIZONTAL<br>: RBW:1000.000KHz VBW:3000.000KHz SWT:Auto<br>Detector : Peak<br>Project : 952805-03<br>Mode : 11an(20)_Tx_Ch36+BLE(2M)_Tx_Ch39<br>Wifi setting : 15<br>BLE setting : 7/0 |
| Avg. | 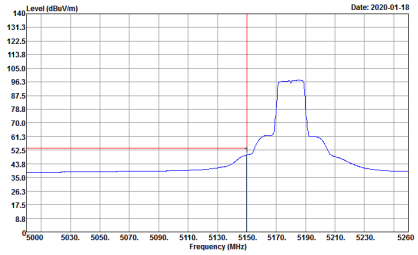 <br>Site : 03CH07-HY<br>Condition : AVG_BE_54 3m HF_ANT_00075962 HORIZONTAL<br>: RBW:1000.000KHz VBW:0.010KHz SWT:Auto<br>Detector : Peak<br>Project : 952805-03<br>Mode : 11an(20)_Tx_Ch36+BLE(2M)_Tx_Ch39<br>Wifi setting : 15<br>BLE setting : 7/0 | Left blank |

| ANT | Mode 3: Ant 1 11n HT20 Ch36 + Ant 2 BLE 2M Ch39 | |
|---|---|---|
| Simultaneously | Vertical | Fundamental |
| Peak | 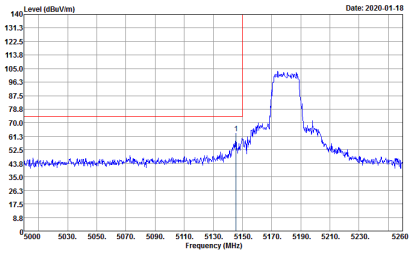 <br>Site : 03CH07-HY<br>Condition : PEAK_BE_74 3m HF_ANT_00075962 VERTICAL<br>: RBW:1000.000KHz VBW:3000.000KHz SWT:Auto<br>Detector : Peak<br>Project : 952805-03<br>Mode : 11an(20)_Tx_Ch36+BLE(2M)_Tx_Ch39<br>Wifi setting : 15<br>BLE setting : 7/0 | 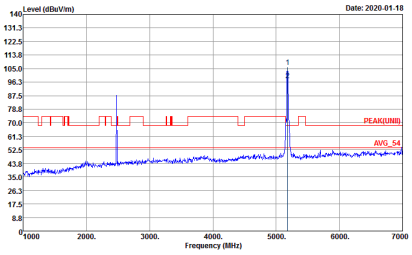 <br>Site : 03CH07-HY<br>Condition : PEAK(UNII) 3m HF_ANT_00075962 VERTICAL<br>: RBW:1000.000KHz VBW:3000.000KHz SWT:Auto<br>Detector : Peak<br>Project : 952805-03<br>Mode : 11an(20)_Tx_Ch36+BLE(2M)_Tx_Ch39<br>Wifi setting : 15<br>BLE setting : 7/0 |
| Avg. | 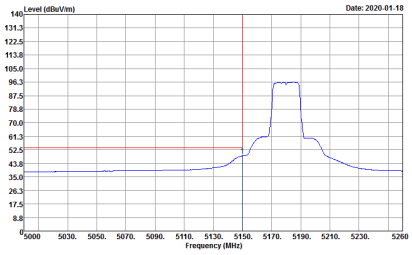 <br>Site : 03CH07-HY<br>Condition : AVG_BE_54 3m HF_ANT_00075962 VERTICAL<br>: RBW:1000.000KHz VBW:0.010KHz SWT:Auto<br>Detector : Peak<br>Project : 952805-03<br>Mode : 11an(20)_Tx_Ch36+BLE(2M)_Tx_Ch39<br>Wifi setting : 15<br>BLE setting : 7/0 | Left blank |

## BLE (Band Edge @ 3m)

| ANT | Mode 3: Ant 1 11n HT20 Ch36 + Ant 2 BLE 2M Ch39 | |
|---|---|---|
| Simultaneously | Horizontal | Fundamental |
| Peak | 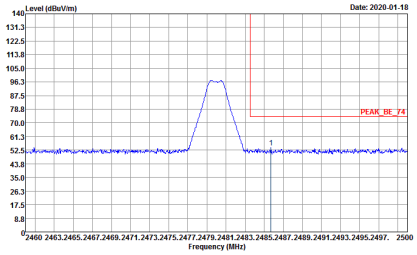 <br>Site : 03CH07-HY<br>Condition : PEAK_BE_74 3m HF_ANT_00075962 HORIZONTAL<br>: RBW:1000.000KHz VBW:3000.000KHz SWT:Auto<br>Detector : Peak<br>Project : 952805-03<br>Mode : 11an(20)_Tx_Ch36+BLE(2M)_Tx_Ch39<br>Wifi setting : 15<br>BLE setting : 7/0 | 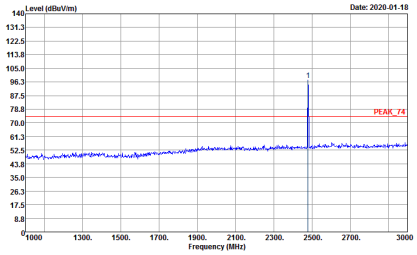 <br>Site : 03CH07-HY<br>Condition : PEAK_74 3m HF_ANT_00075962 HORIZONTAL<br>: RBW:1000.000KHz VBW:3000.000KHz SWT:Auto<br>Detector : Peak<br>Project : 952805-03<br>Mode : 11an(20)_Tx_Ch36+BLE(2M)_Tx_Ch39<br>Wifi setting : 15<br>BLE setting : 7/0 |
| Avg. | 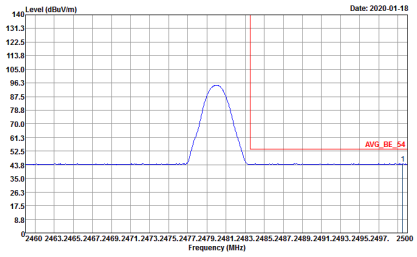 <br>Site : 03CH07-HY<br>Condition : AVG_BE_54 3m HF_ANT_00075962 HORIZONTAL<br>: RBW:1000.000KHz VBW:1.000KHz SWT:Auto<br>Detector : Peak<br>Project : 952805-03<br>Mode : 11an(20)_Tx_Ch36+BLE(2M)_Tx_Ch39<br>Wifi setting : 15<br>BLE setting : 7/0 | 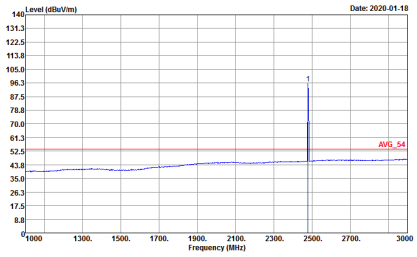 <br>Site : 03CH07-HY<br>Condition : AVG_54 3m HF_ANT_00075962 HORIZONTAL<br>: RBW:1000.000KHz VBW:1.000KHz SWT:Auto<br>Detector : Peak<br>Project : 952805-03<br>Mode : 11an(20)_Tx_Ch36+BLE(2M)_Tx_Ch39<br>Wifi setting : 15<br>BLE setting : 7/0 |

| ANT | Mode 3: Ant 1 11n HT20 Ch36 + Ant 2 BLE 2M Ch39 | |
|---|---|---|
| Simultaneously | Vertical | Fundamental |
| Peak | 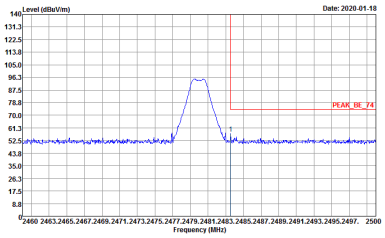 <br>Site : 03CH07-HY<br>Condition : PEAK_BE_74 3m HF_ANT_00075962 VERTICAL<br>: RBW:1000.000KHz VBW:3000.000KHz SWT:Auto<br>Detector : Peak<br>Project : 952805-03<br>Mode : 11an(20)_Tx_Ch36+BLE(2M)_Tx_Ch39<br>Wifi setting : 15<br>BLE setting : 7/0 | 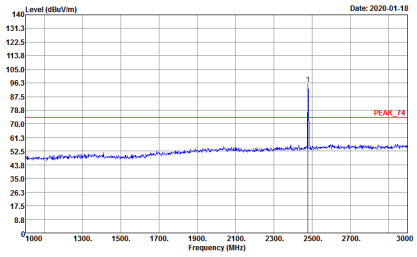 <br>Site : 03CH07-HY<br>Condition : PEAK_74 3m HF_ANT_00075962 VERTICAL<br>: RBW:1000.000KHz VBW:3000.000KHz SWT:Auto<br>Detector : Peak<br>Project : 952805-03<br>Mode : 11an(20)_Tx_Ch36+BLE(2M)_Tx_Ch39<br>Wifi setting : 15<br>BLE setting : 7/0 |
| Avg. | 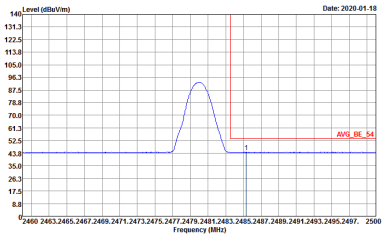 <br>Site : 03CH07-HY<br>Condition : AVG_BE_54 3m HF_ANT_00075962 VERTICAL<br>: RBW:1000.000KHz VBW:1.000KHz SWT:Auto<br>Detector : Peak<br>Project : 952805-03<br>Mode : 11an(20)_Tx_Ch36+BLE(2M)_Tx_Ch39<br>Wifi setting : 15<br>BLE setting : 7/0 | 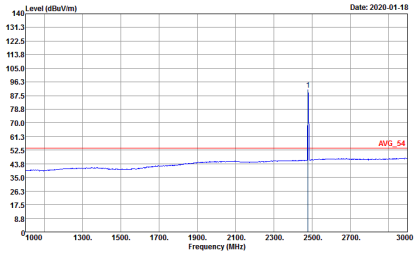 <br>Site : 03CH07-HY<br>Condition : AVG_54 3m HF_ANT_00075962 VERTICAL<br>: RBW:1000.000KHz VBW:1.000KHz SWT:Auto<br>Detector : Peak<br>Project : 952805-03<br>Mode : 11an(20)_Tx_Ch36+BLE(2M)_Tx_Ch39<br>Wifi setting : 15<br>BLE setting : 7/0 |

## 2.4GHz 2400~2483.5MHz, Band 1 5150~5250MHz (Harmonic @ 3m)

| ANT | Mode 4: Ant 1 11a Ch44 + Ant 2 BLE 2M Ch39 | |
|---|---|---|
| Simultaneously | Horizontal | Vertical |
| Peak<br>Avg. | 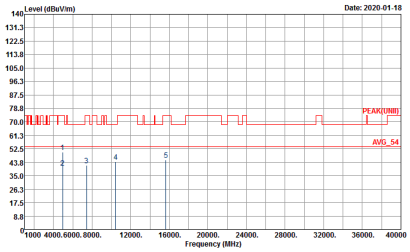 <br>Site : 03CH07-HY<br>Condition : PEAK(UNII) 3m HF_ANT_00075962 HORIZONTAL<br>Detector : Peak<br>Project : 952805-03<br>Mode : 11a_Tx_Ch44+BLE(2M)_Tx_Ch39<br>Wifi setting : 17<br>BLE setting : 7/0 | 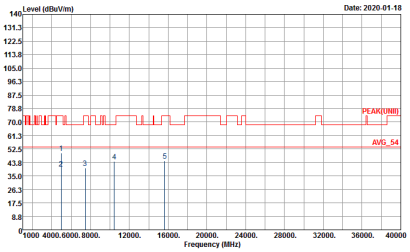 <br>Site : 03CH07-HY<br>Condition : PEAK(UNII) 3m HF_ANT_00075962 VERTICAL<br>Detector : Peak<br>Project : 952805-03<br>Mode : 11a_Tx_Ch44+BLE(2M)_Tx_Ch39<br>Wifi setting : 17<br>BLE setting : 7/0 |

## 2.4GHz 2400~2483.5MHz (Harmonic @ 3m)

| ANT | Mode 5: Ant 1 11b Ch06 + Ant 2 BLE 2M Ch06 | |
|---|---|---|
| Simultaneously | Horizontal | Vertical |
| Peak<br>Avg. | 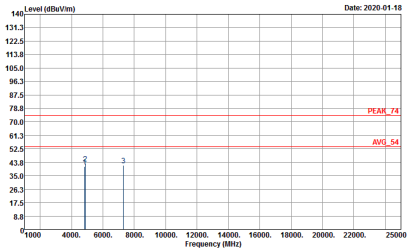 <br>Site : 03CH07-HY<br>Condition : PEAK_74 3m HF_ANT_00075962 HORIZONTAL<br>Detector : Peak<br>Project : 952805-03<br>Mode : 11b_Tx_Ch06+BLE(2M)_Tx_Ch06<br>Wifi setting : 17<br>BLE setting : 7/0 | 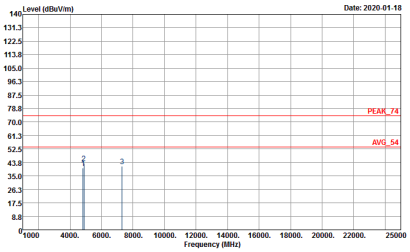 <br>Site : 03CH07-HY<br>Condition : PEAK_74 3m HF_ANT_00075962 VERTICAL<br>Detector : Peak<br>Project : 952805-03<br>Mode : 11b_Tx_Ch06+BLE(2M)_Tx_Ch06<br>Wifi setting : 17<br>BLE setting : 7/0 |

## Emission below 1GHz

## 2.4GHz 2400~2483.5MHz, Band 1 5150~5250MHz (LF)

| ANT | Mode 4: Ant 1 11a Ch44 + Ant 2 BLE 2M Ch39 | |
|---|---|---|
| Simultaneously | Horizontal | Vertical |
| QP / Peak | 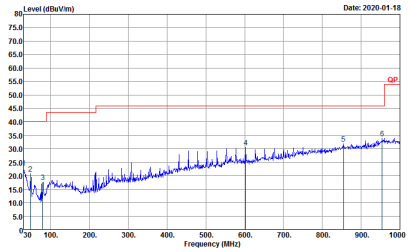 <br>Site : 03CH07-HY<br>Condition : QP 3m LF-ANT-35419(6) HORIZONTAL<br>Detector : Peak<br>Project : 952805-03<br>Mode : 11a_Tx_Ch44+BLE(2M)_Tx_Ch39<br>Wifi setting : 17<br>BLE setting : 7/0 | 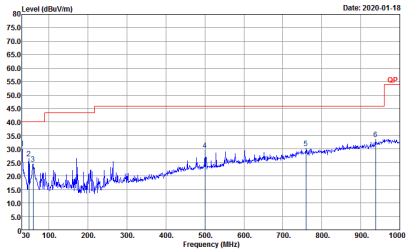 <br>Site : 03CH07-HY<br>Condition : QP 3m LF-ANT-35419(6) VERTICAL<br>Detector : Peak<br>Project : 952805-03<br>Mode : 11a_Tx_Ch44+BLE(2M)_Tx_Ch39<br>Wifi setting : 17<br>BLE setting : 7/0 |

## Emission below 1GHz

## 2.4GHz 2400~2483.5MHz (LF)

| ANT | Mode 5: Ant 1 11b Ch06 + Ant 2 BLE 2M Ch06 | |
|---|---|---|
| Simultaneously | Horizontal | Vertical |
| QP / Peak | 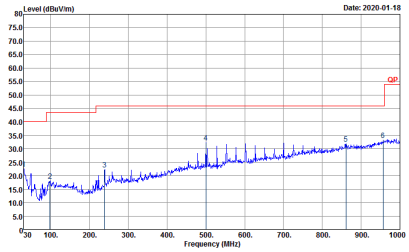 <br>Site : 03CH07-HY<br>Condition : QP 3m LF-ANT-35419(6) HORIZONTAL<br>Detector : Peak<br>Project : 952805-03<br>Mode : 11b_Tx_Ch06+BLE(2M)_Tx_Ch06<br>Wifi setting : 17<br>BLE setting : 7/0 | 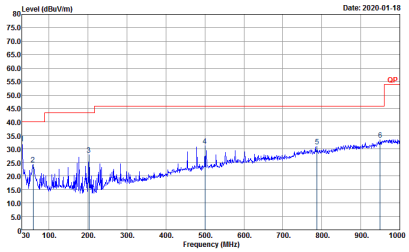 <br>Site : 03CH07-HY<br>Condition : QP 3m LF-ANT-35419(6) VERTICAL<br>Detector : Peak<br>Project : 952805-03<br>Mode : 11b_Tx_Ch06+BLE(2M)_Tx_Ch06<br>Wifi setting : 17<br>BLE setting : 7/0 |

# Appendix C. Duty Cycle Plots

| Antenna | Band | Duty Cycle(%) | T(us) | 1/T(kHz) | VBW Setting | Duty Factor(dB) |
|---|---|---|---|---|---|---|
| 2 | Bluetooth –LE for 2Mbps | 56.80 | 1065 | 0.94 | 1kHz | 2.46 |
| 1 | 2.4GHz 802.11b | 100 | - | - | 10Hz | 0.00 |
| 1 | 5GHz 802.11a | 98.56 | - | - | 10Hz | 0.06 |
| 1 | 5GHz 802.11n HT20 | 98.46 | - | - | 10Hz | 0.07 |

**<Ant. 1>**

**802.11b**

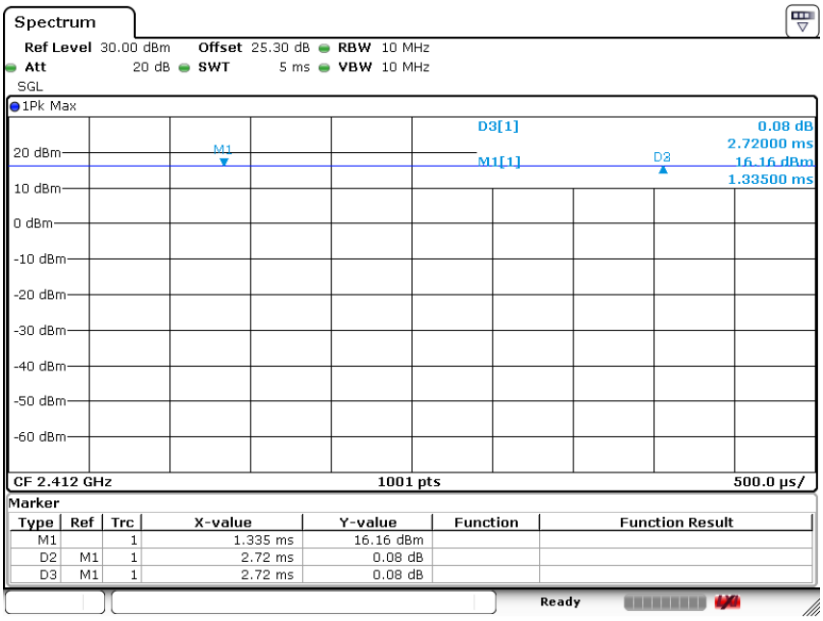


Date: 20.JAN.2020 22:55:48

**802.11a**

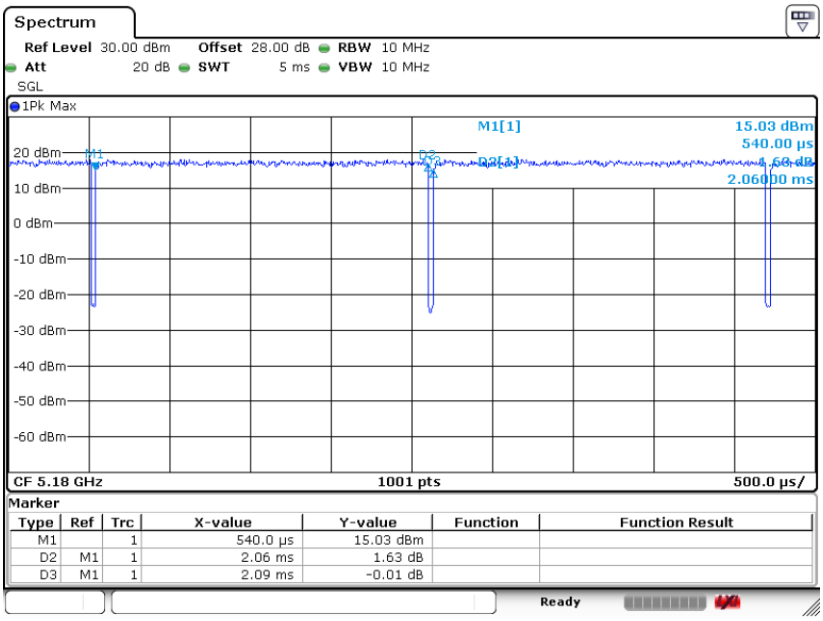


Date: 21.JAN.2020 00:41:30

### 802.11n HT20

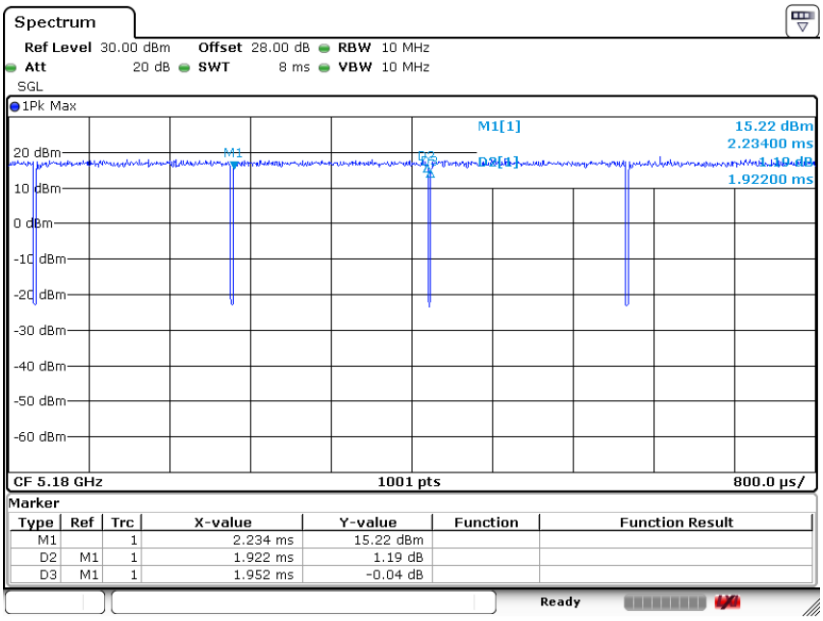


Date: 21.JAN.2020 00:42:36

**<Ant. 2>**

### Bluetooth-LE for 2Mbps

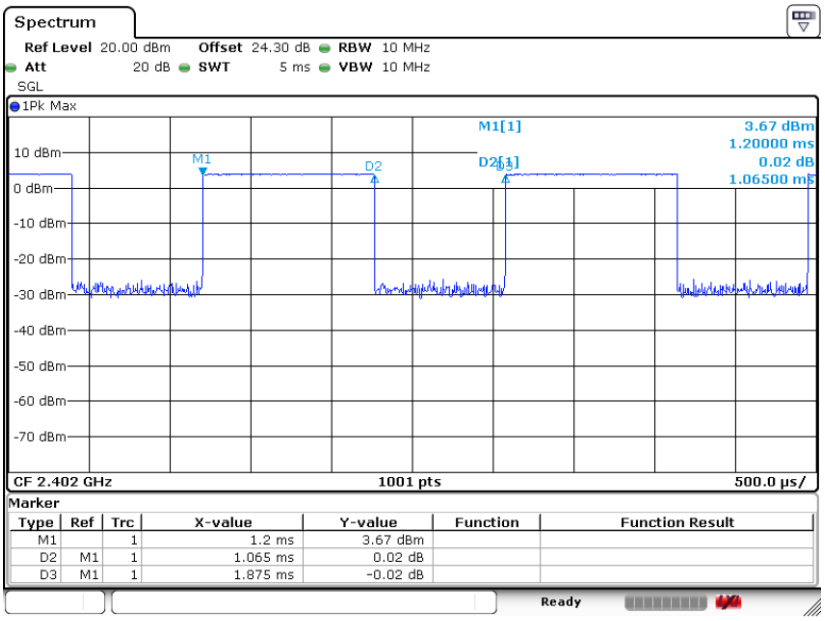


Date: 21.JAN.2020 16:55:02

————THE END————