1. Duty Cycle

1.1 Test Result

Test Mode	Channel Frequency(MHz)	TX Type	ANT No.	T_on (ms)	Period (ms)	Duty Cycle (%)	Duty Cycle Correction Factor (dB)
1M	2402	SISO	1	0.134	0.626	21.41	6.69
	2440	SISO	1	0.134	0.626	21.41	6.69
	2480	SISO	1	0.134	0.625	21.44	6.69

1.2 Test Graph

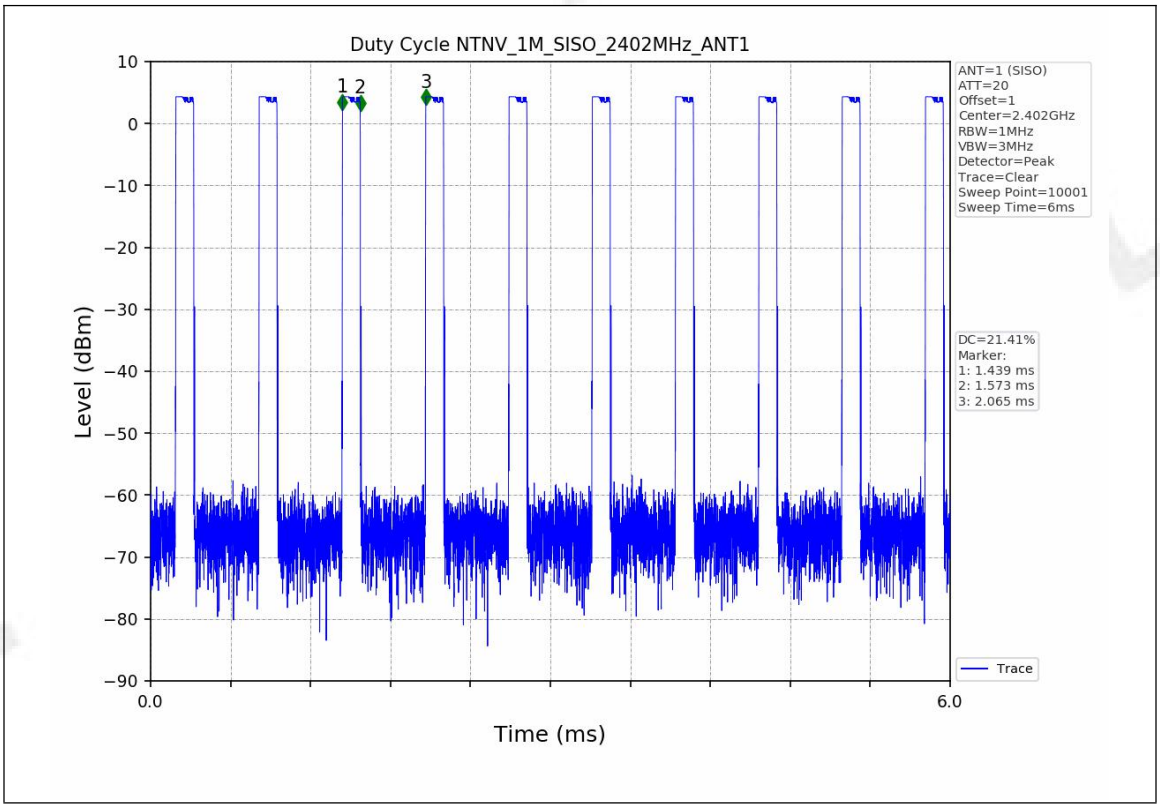

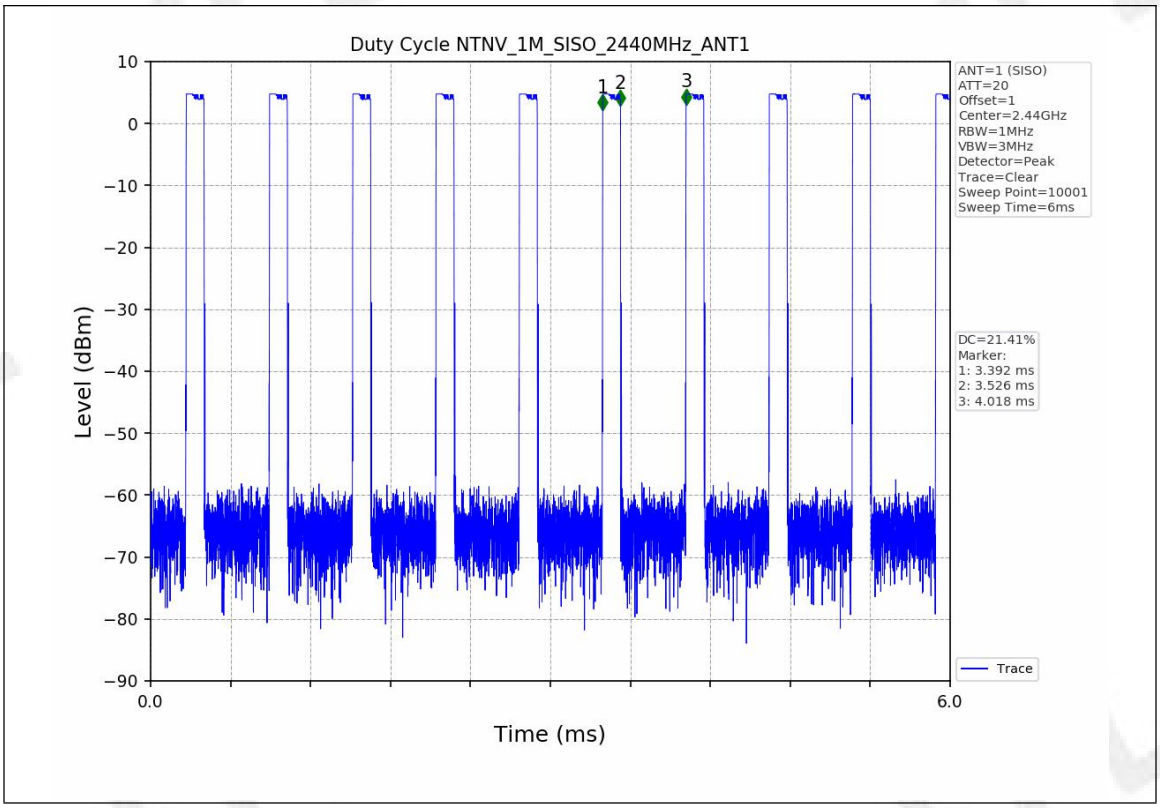
Duty Cycle NTNV_1M_SISO_2440MHz_ANT1
Level (dBm)
Time (ms)
0.0
6.0
10
0
−10
−20
−30
−40
−50
−60
−70
−80
−90
1
2
3
ANT=1 (SISO)
ATT=20
Offset=1
Center=2.44GHz
RBW=1MHz
VBW=3MHz
Detector=Peak
Trace=Clear
Sweep Point=10001
Sweep Time=6ms
DC=21.41%
Marker:
1: 3.392 ms
2: 3.526 ms
3: 4.018 ms
Trace

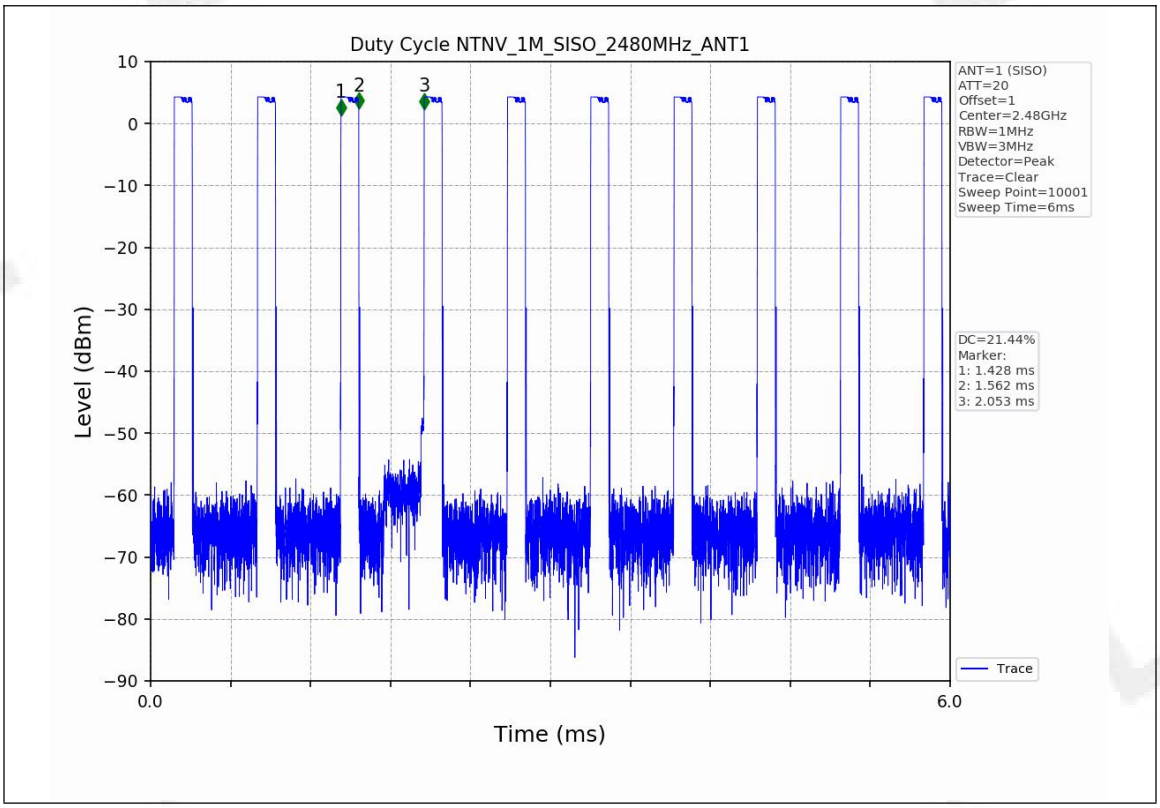
Duty Cycle NTNV_1M_SISO_2480MHz_ANT1
Level (dBm)
Time (ms)
0.0
6.0
10
0
−10
−20
−30
−40
−50
−60
−70
−80
−90
1
2
3
ANT=1 (SISO)
ATT=20
Offset=1
Center=2.48GHz
RBW=1MHz
VBW=3MHz
Detector=Peak
Trace=Clear
Sweep Point=10001
Sweep Time=6ms
DC=21.44%
Marker:
1: 1.428 ms
2: 1.562 ms
3: 2.053 ms
Trace

2. Bandwidth

2.1 Test Result

Test Mode	Frequency (MHz)	TX Type	ANT No.	6dB Bandwidth		Verdict
				Test Result (MHz)	Limits (MHz)	
1M	2402	SISO	1	0.504	≥0.5	PASS
	2440	SISO	1	0.505	≥0.5	PASS
	2480	SISO	1	0.504	≥0.5	PASS

Test Mode	Frequency (MHz)	TX Type	ANT No.	99% Occupied Bandwidth	
				Test Result (MHz)	
1M	2402	SISO	1	1.006	Only for Report Use
	2440	SISO	1	1.005	Only for Report Use
	2480	SISO	1	1.005	Only for Report Use

2.2 Test Graph - 6dB Bandwidth

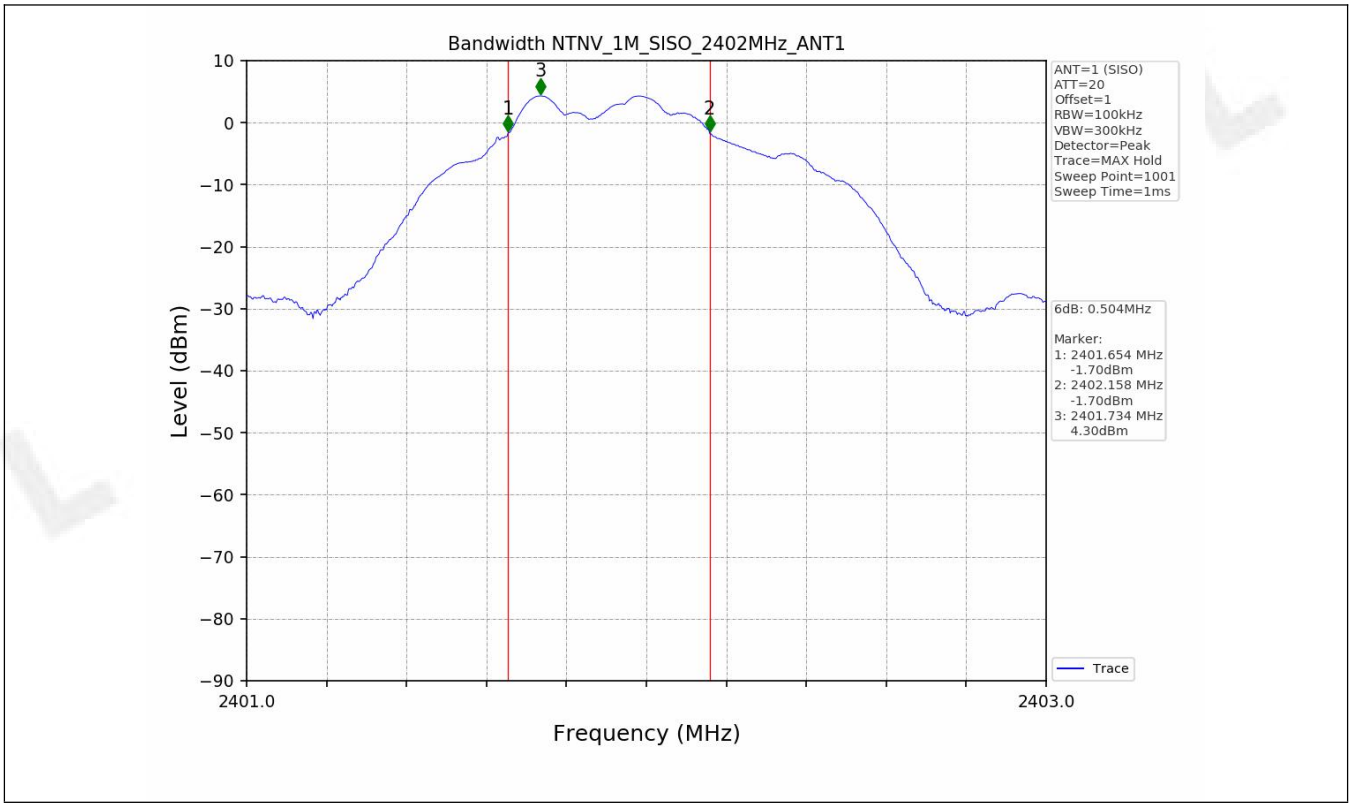

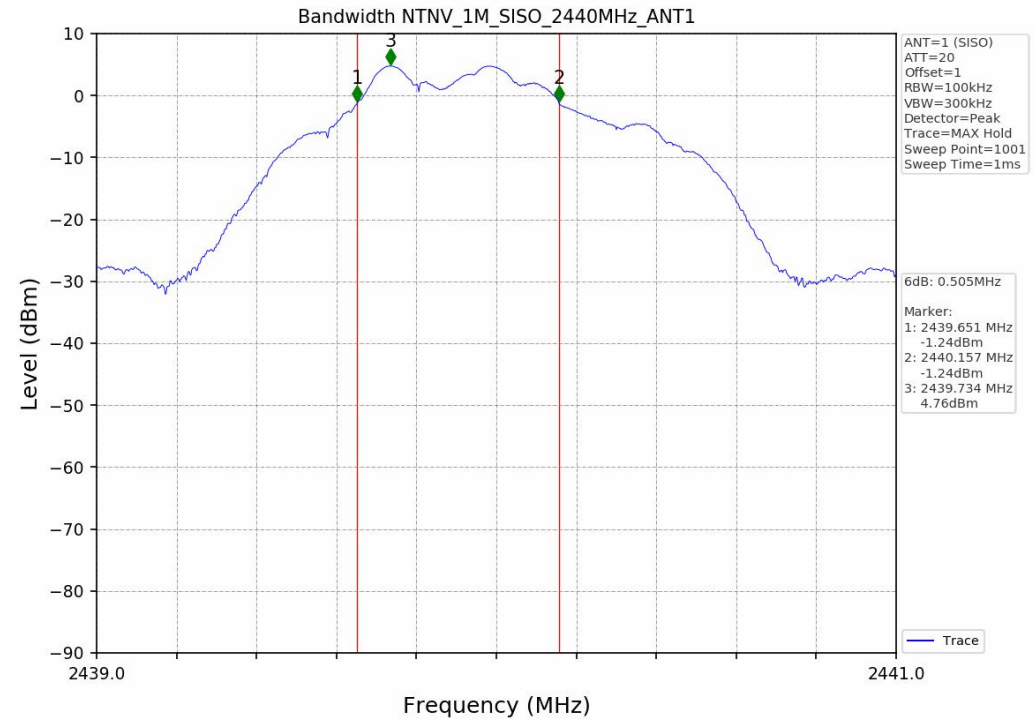
Bandwidth NTNV_1M_SISO_2440MHz_ANT1
ANT=1 (SISO)
ATT=20
Offset=1
RBW=100kHz
VBW=300kHz
Detector=Peak
Trace=MAX Hold
Sweep Point=1001
Sweep Time=1ms
6dB: 0.505MHz
Marker:
1: 2439.651 MHz
-1.24dBm
2: 2440.157 MHz
-1.24dBm
3: 2439.734 MHz
4.76dBm
Trace
Level (dBm)
Frequency (MHz)
2439.0
2441.0

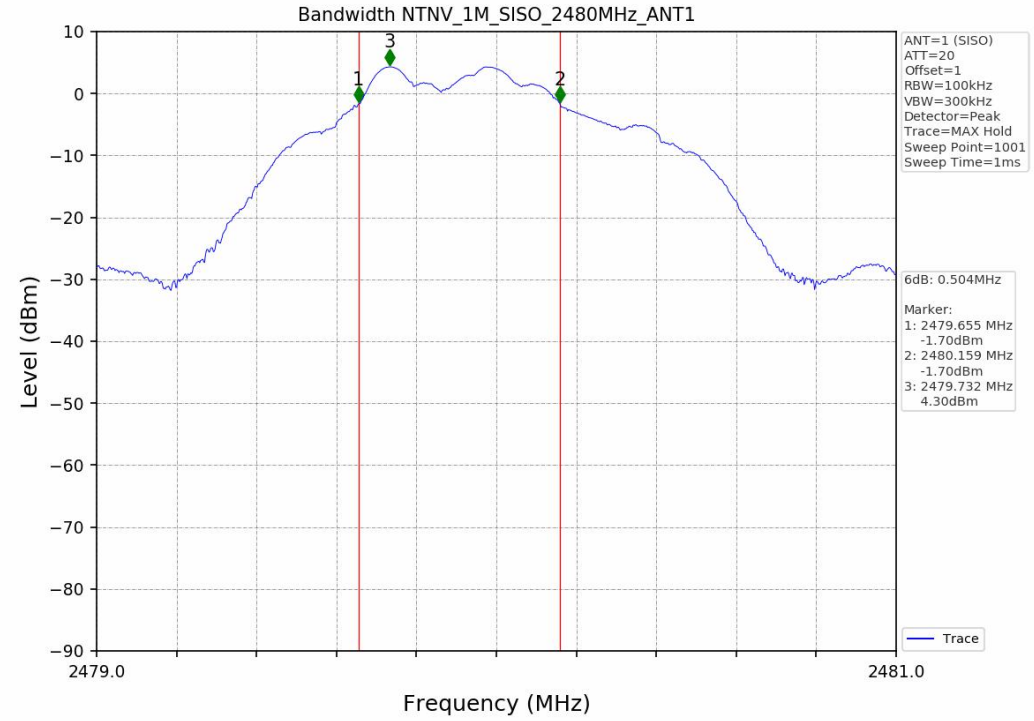
Bandwidth NTNV_1M_SISO_2480MHz_ANT1
ANT=1 (SISO)
ATT=20
Offset=1
RBW=100kHz
VBW=300kHz
Detector=Peak
Trace=MAX Hold
Sweep Point=1001
Sweep Time=1ms
6dB: 0.504MHz
Marker:
1: 2479.655 MHz
-1.70dBm
2: 2480.159 MHz
-1.70dBm
3: 2479.732 MHz
4.30dBm
Trace
Level (dBm)
Frequency (MHz)
2479.0
2481.0

2.3 Test Graph - 99% Occupied Bandwidth

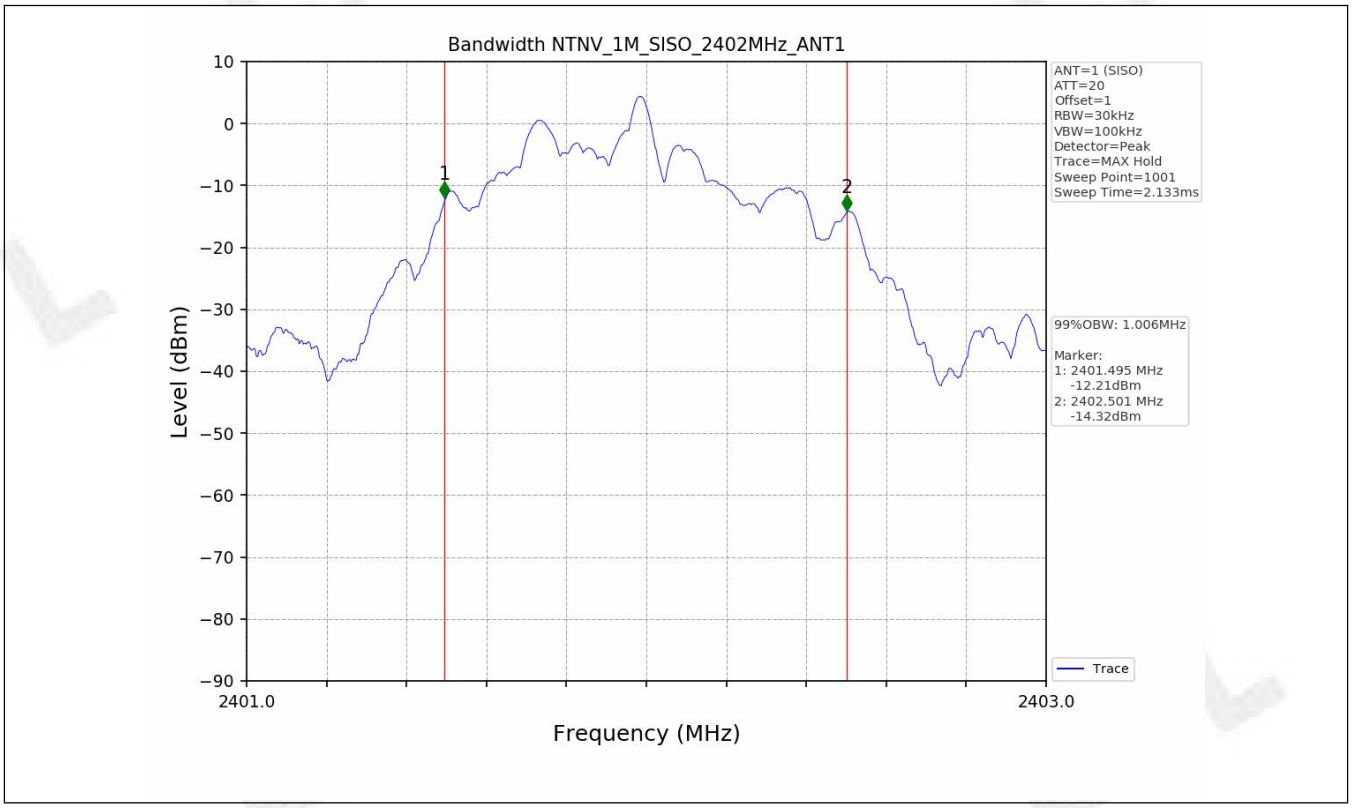

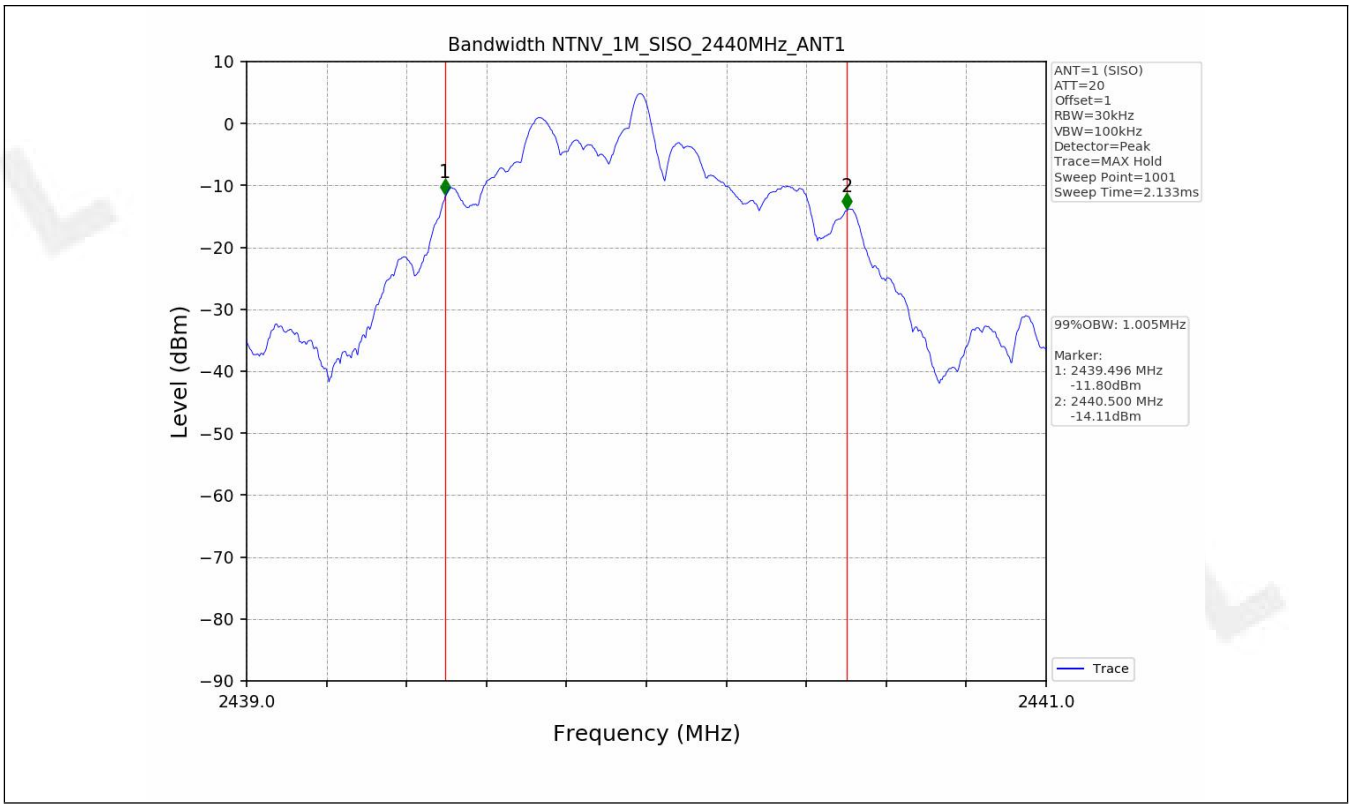

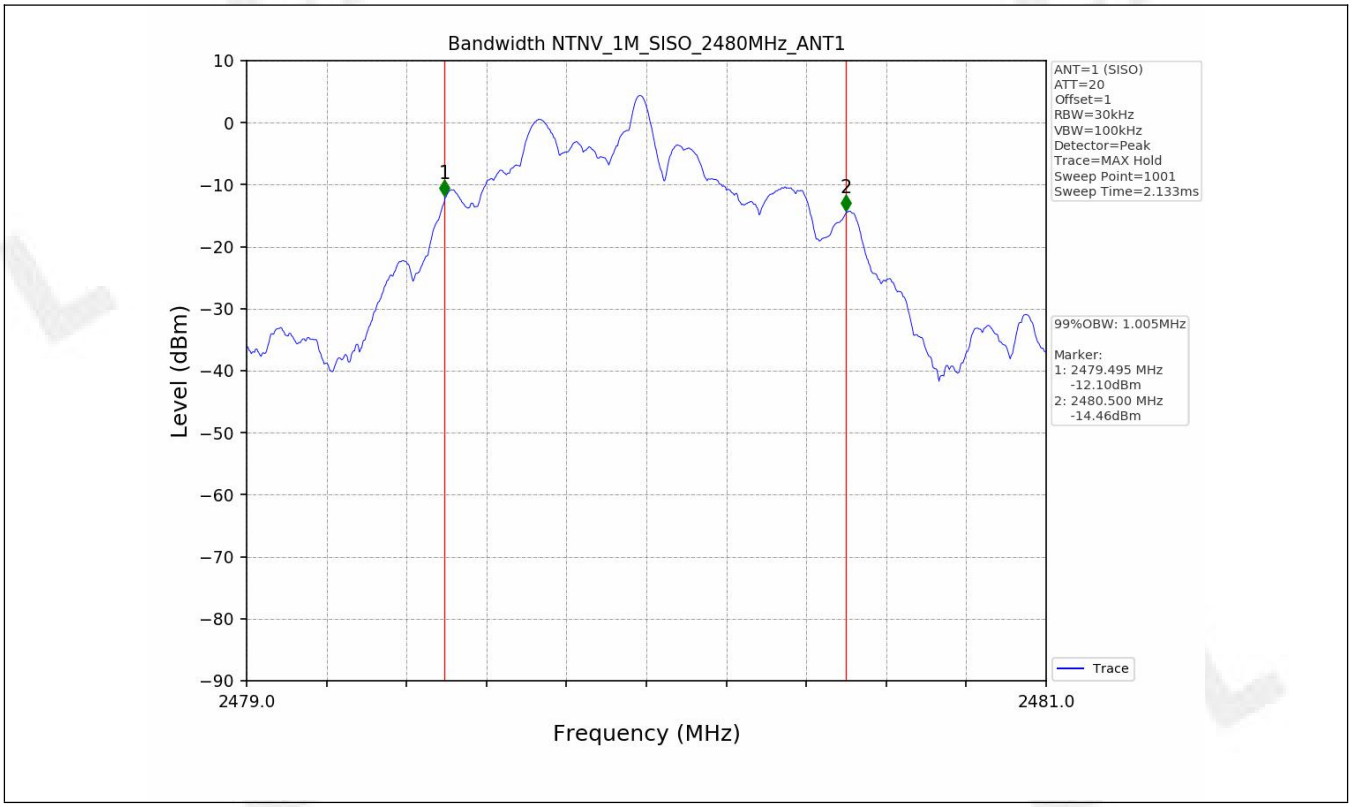

3. Maximum Conducted Output Power

3.1 Test Result

Test Mode	Frequency (MHz)	Tx Type	Measured Peak Output Power (dBm)	Limits (dBm)	Verdict
			Ant 1		
1M	2402	SISO	4.47	30	PASS
	2440	SISO	4.84	30	PASS
	2480	SISO	4.49	30	PASS

3.2 Test Graph

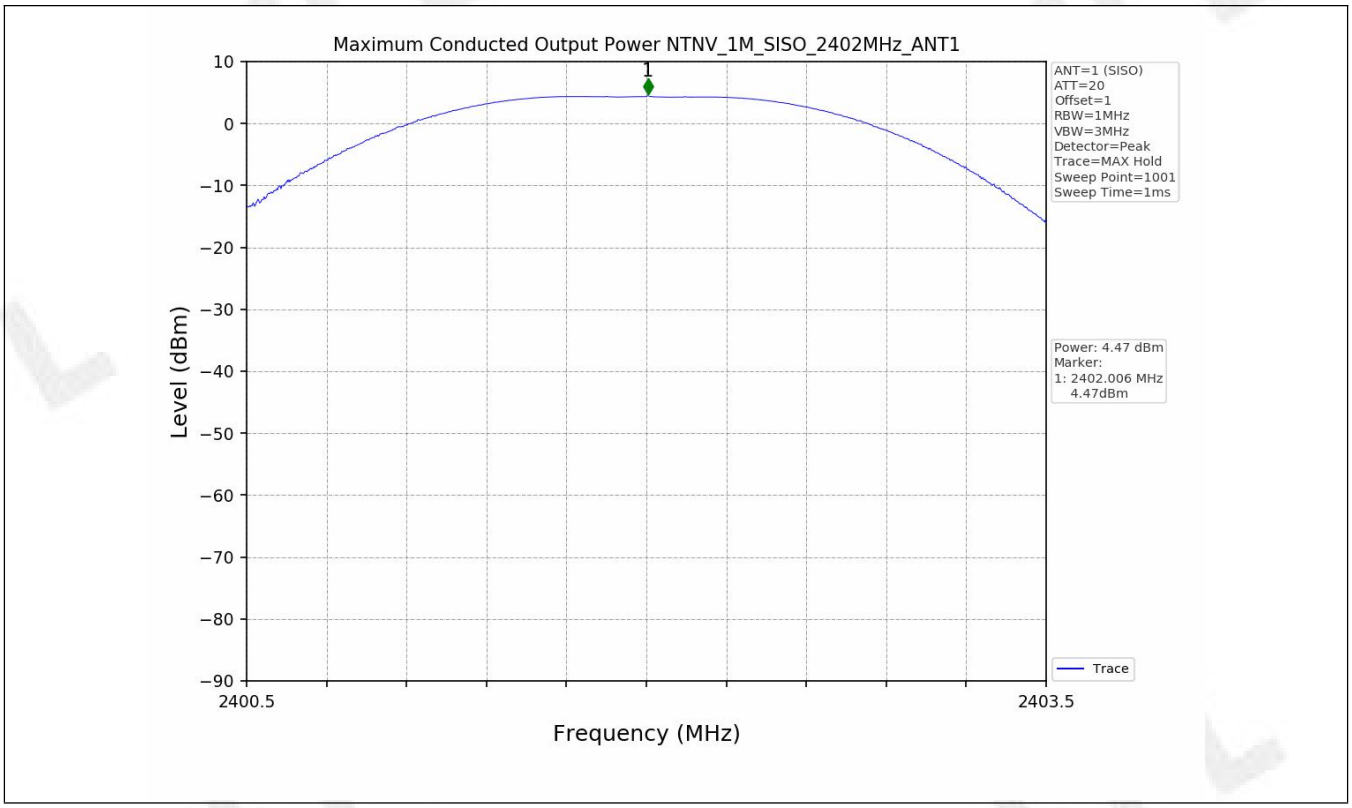
Maximum Conducted Output Power NTNV_1M_SISO_2402MHz_ANT1
ANT=1 (SISO)
ATT=20
Offset=1
RBW=1MHz
VBW=3MHz
Detector=Peak
Trace=MAX Hold
Sweep Point=1001
Sweep Time=1ms
Power: 4.47 dBm
Marker:
1: 2402.006 MHz
4.47dBm
Trace
Level (dBm)
Frequency (MHz)
2400.5
2403.5

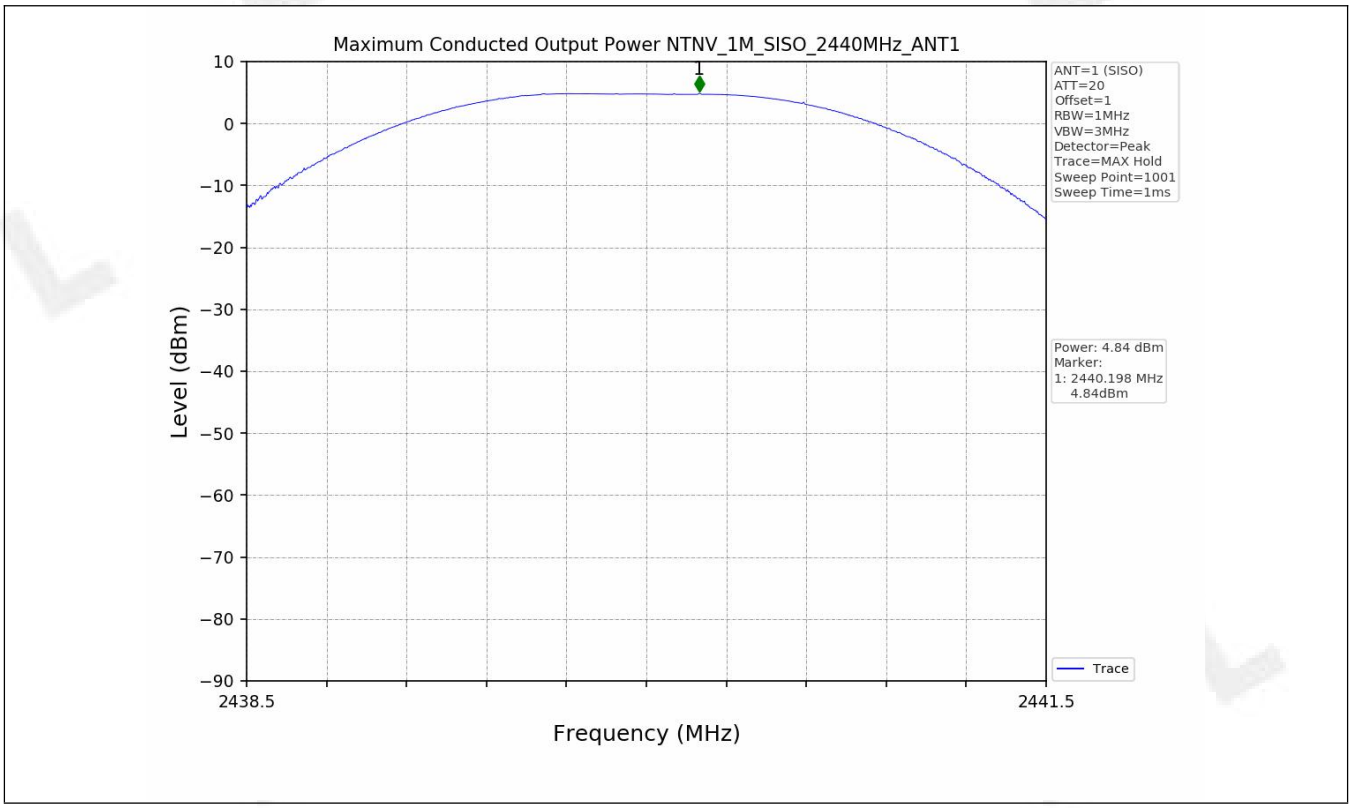
Maximum Conducted Output Power NTNV_1M_SISO_2440MHz_ANT1
ANT=1 (SISO)
ATT=20
Offset=1
RBW=1MHz
VBW=3MHz
Detector=Peak
Trace=MAX Hold
Sweep Point=1001
Sweep Time=1ms
Power: 4.84 dBm
Marker:
1: 2440.198 MHz
4.84dBm
Trace
Level (dBm)
Frequency (MHz)
2438.5
2441.5

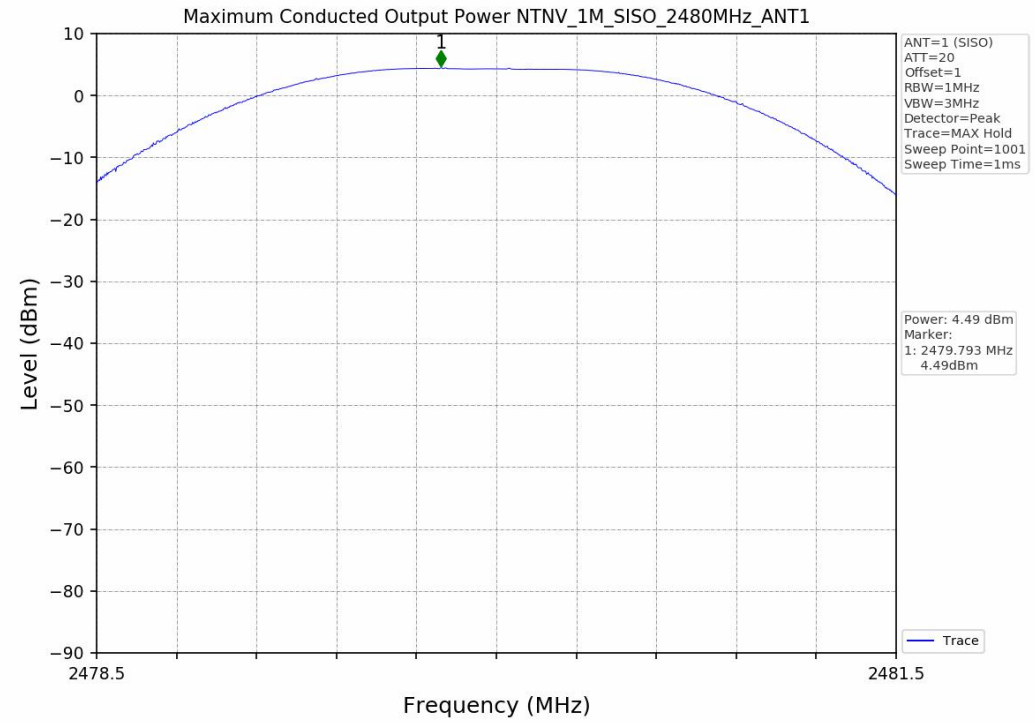

4. Maximum Power Spectral Density (PSD)

4.1 Test Result

Test Mode	Frequency (MHz)	Tx Type	Maximum Power Spectral Density (dBm/3KHz)	Limits (dBm/3kHz)	Verdict
			Ant 1		
1M	2402	SISO	-6.60	≤8	PASS
	2440	SISO	-6.12	≤8	PASS
	2480	SISO	-6.62	≤8	PASS

4.2 Test Graph

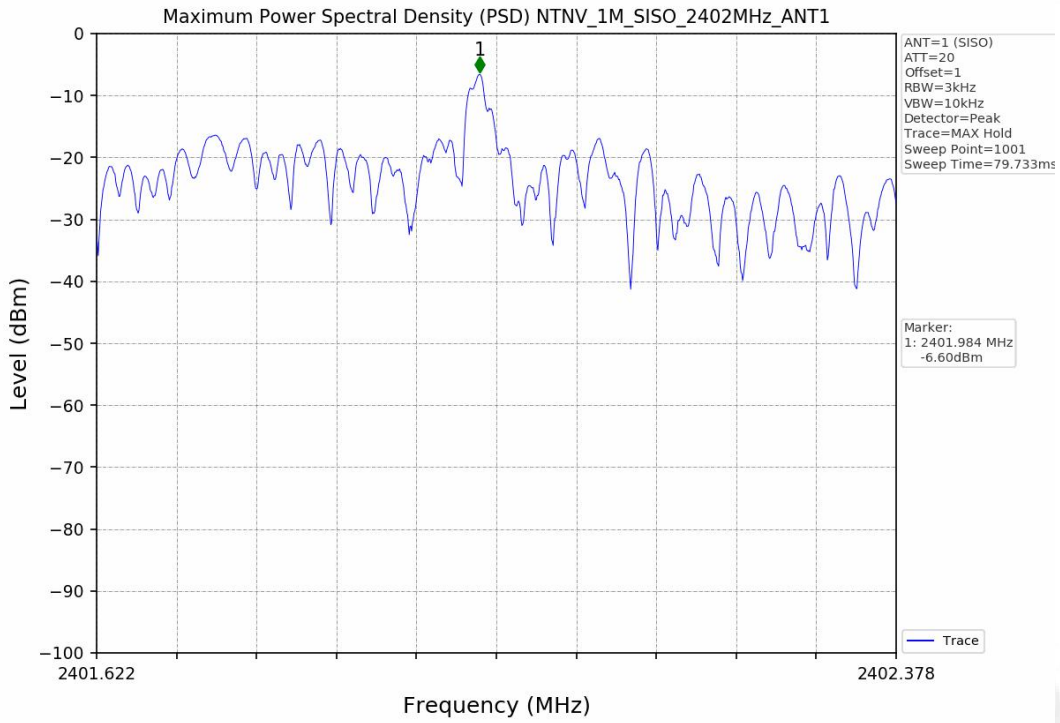
Maximum Power Spectral Density (PSD) NTNV_1M_SISO_2402MHz_ANT1
ANT=1 (SISO)
ATT=20
Offset=1
RBW=3kHz
VBW=10kHz
Detector=Peak
Trace=MAX Hold
Sweep Point=1001
Sweep Time=79.733ms
Marker:
1: 2401.984 MHz
-6.60dBm
Trace
Level (dBm)
Frequency (MHz)
2401.622
2402.378

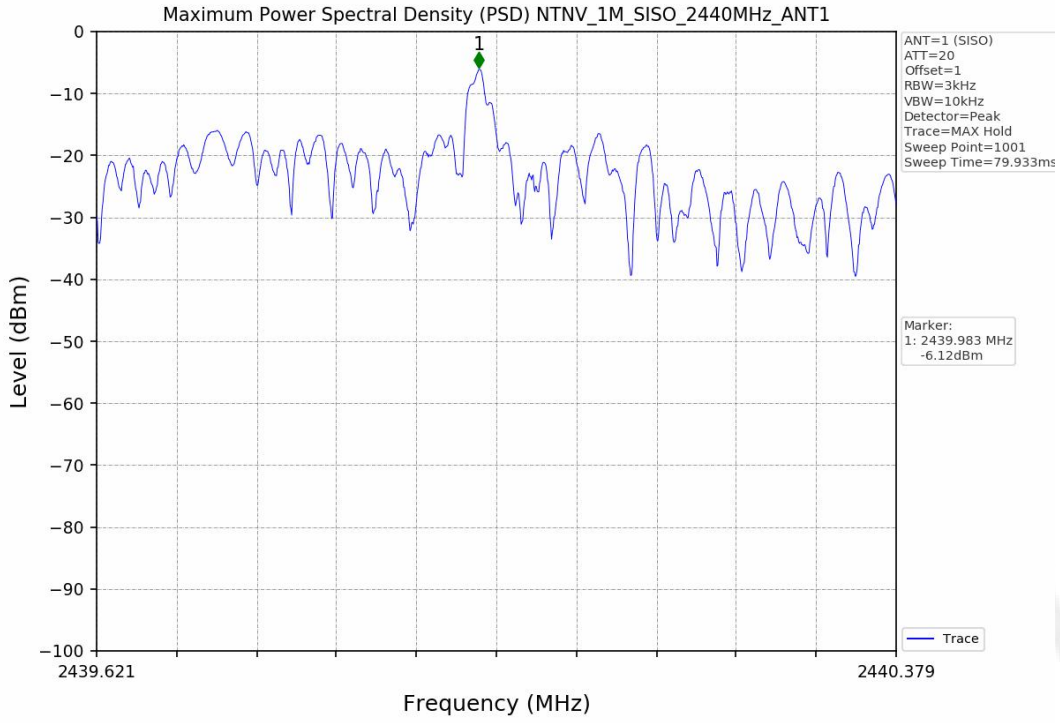
Maximum Power Spectral Density (PSD) NTNV_1M_SISO_2440MHz_ANT1
ANT=1 (SISO)
ATT=20
Offset=1
RBW=3kHz
VBW=10kHz
Detector=Peak
Trace=MAX Hold
Sweep Point=1001
Sweep Time=79.933ms
Marker:
1: 2439.983 MHz
-6.12dBm
Trace
Level (dBm)
Frequency (MHz)
2439.621
2440.379

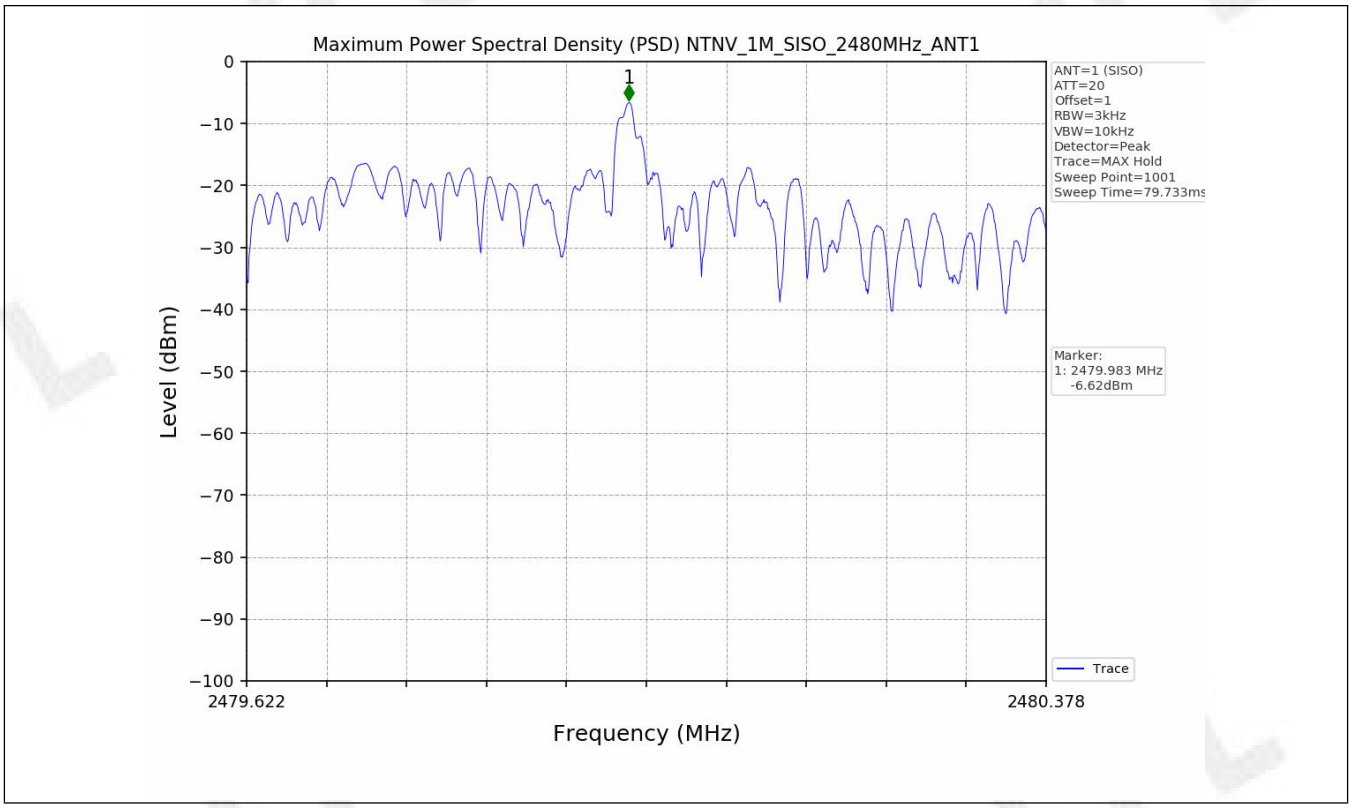

5. Unwanted Emissions in Non-restricted Frequency Bands

5.1 Test Result

Test Mode	Frequency (MHz)	TX Type	ANT No.	Spurious Conducted Emission (dBm)	Limits (dBm)	Verdict
1M	2402	SISO	1	Refer to test graph	-15.24	PASS
	2440	SISO	1	Refer to test graph	-15.24	PASS
	2480	SISO	1	Refer to test graph	-15.24	PASS

5.2 Test Graph

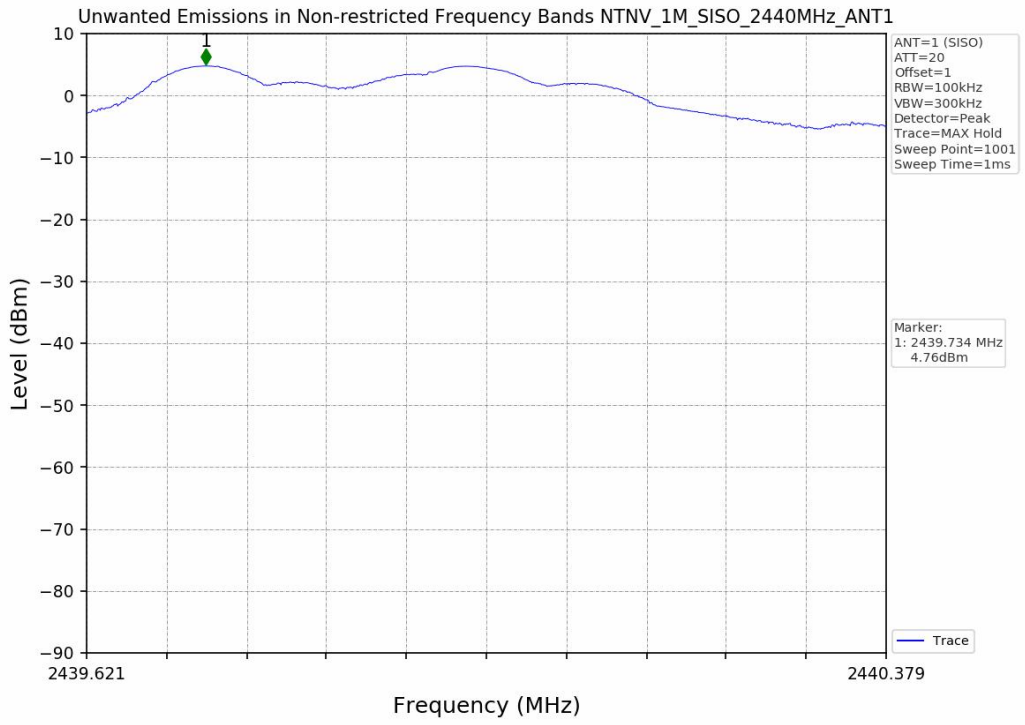
Unwanted Emissions in Non-restricted Frequency Bands NTNV_1M_SISO_2440MHz_ANT1
ANT=1 (SISO)
ATT=20
Offset=1
RBW=100kHz
VBW=300kHz
Detector=Peak
Trace=MAX Hold
Sweep Point=1001
Sweep Time=1ms
Marker:
1: 2439.734 MHz
4.76dBm
Trace
Level (dBm)
Frequency (MHz)
2439.621
2440.379

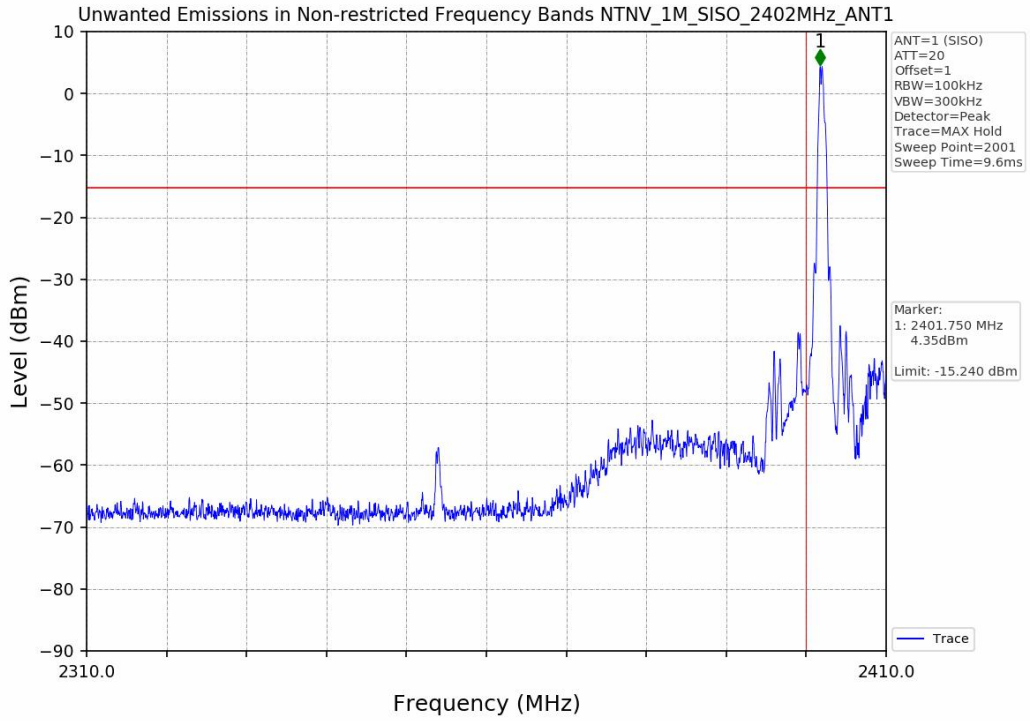
Unwanted Emissions in Non-restricted Frequency Bands NTNV_1M_SISO_2402MHz_ANT1
ANT=1 (SISO)
ATT=20
Offset=1
RBW=100kHz
VBW=300kHz
Detector=Peak
Trace=MAX Hold
Sweep Point=2001
Sweep Time=9.6ms
Marker:
1: 2401.750 MHz
4.35dBm
Limit: -15.240 dBm
Trace
Level (dBm)
Frequency (MHz)
2310.0
2410.0

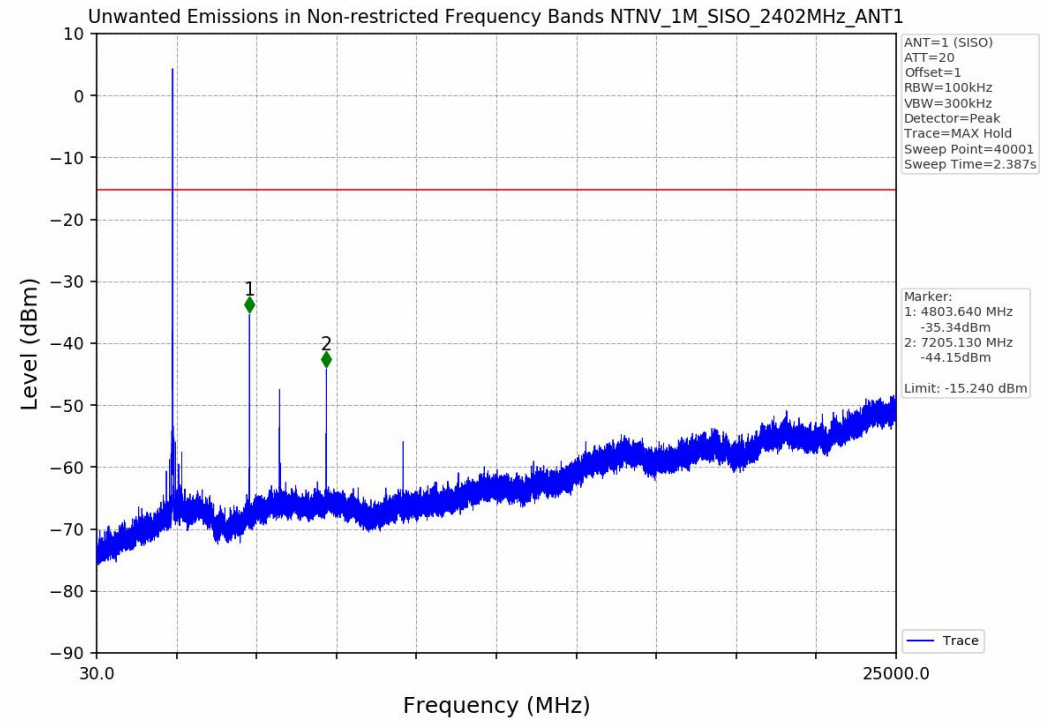
Unwanted Emissions in Non-restricted Frequency Bands NTNV_1M_SISO_2402MHz_ANT1
ANT=1 (SISO)
ATT=20
Offset=1
RBW=100kHz
VBW=300kHz
Detector=Peak
Trace=MAX Hold
Sweep Point=40001
Sweep Time=2.387s
Marker:
1: 4803.640 MHz
-35.34dBm
2: 7205.130 MHz
-44.15dBm
Limit: -15.240 dBm
Trace
Level (dBm)
Frequency (MHz)
30.0
25000.0

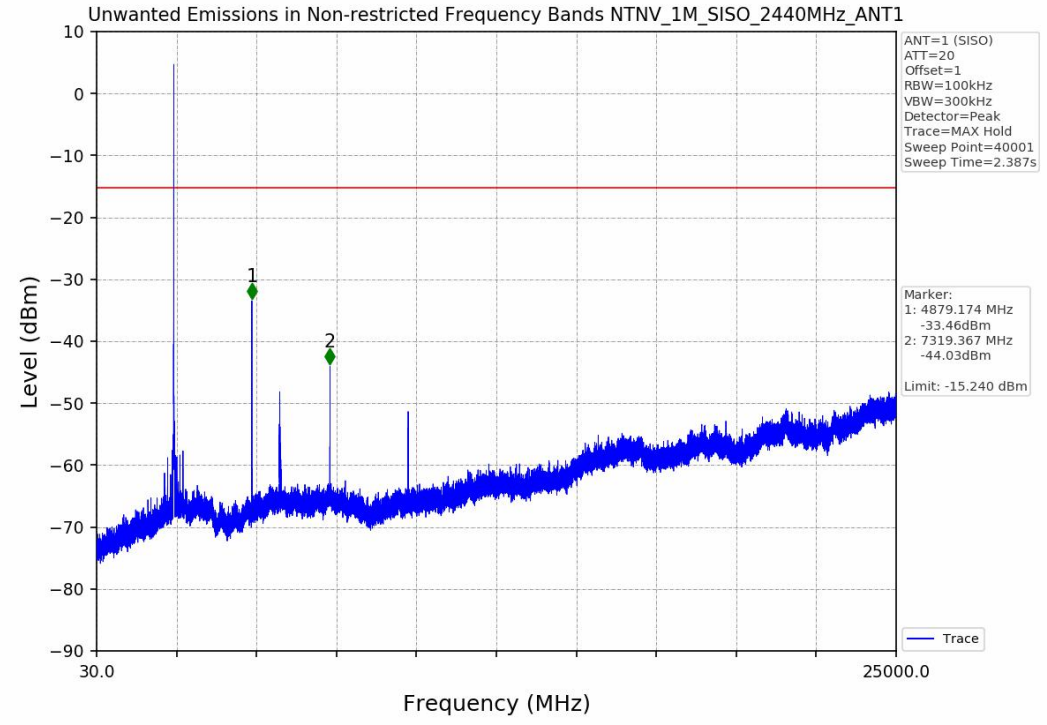
Unwanted Emissions in Non-restricted Frequency Bands NTNV_1M_SISO_2440MHz_ANT1
ANT=1 (SISO)
ATT=20
Offset=1
RBW=100kHz
VBW=300kHz
Detector=Peak
Trace=MAX Hold
Sweep Point=40001
Sweep Time=2.387s
Marker:
1: 4879.174 MHz
-33.46dBm
2: 7319.367 MHz
-44.03dBm
Limit: -15.240 dBm
Trace
Level (dBm)
Frequency (MHz)
30.0
25000.0

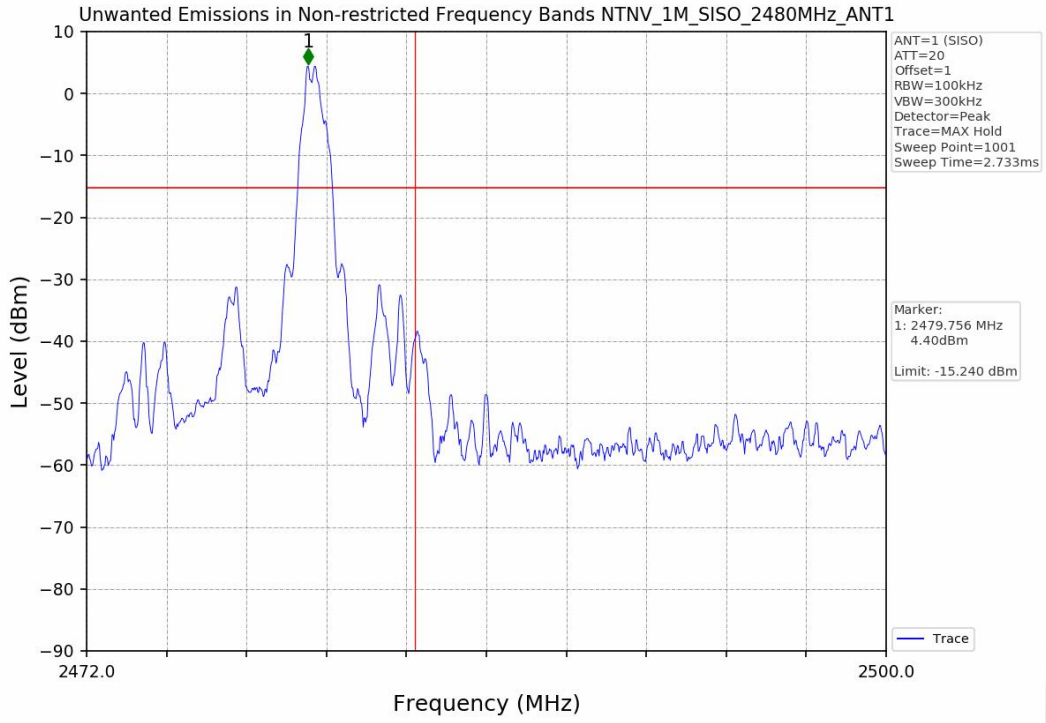
Unwanted Emissions in Non-restricted Frequency Bands NTNV_1M_SISO_2480MHz_ANT1
ANT=1 (SISO)
ATT=20
Offset=1
RBW=100kHz
VBW=300kHz
Detector=Peak
Trace=MAX Hold
Sweep Point=1001
Sweep Time=2.733ms
Marker:
1: 2479.756 MHz
4.40dBm
Limit: -15.240 dBm
Trace
Level (dBm)
Frequency (MHz)
2472.0
2500.0

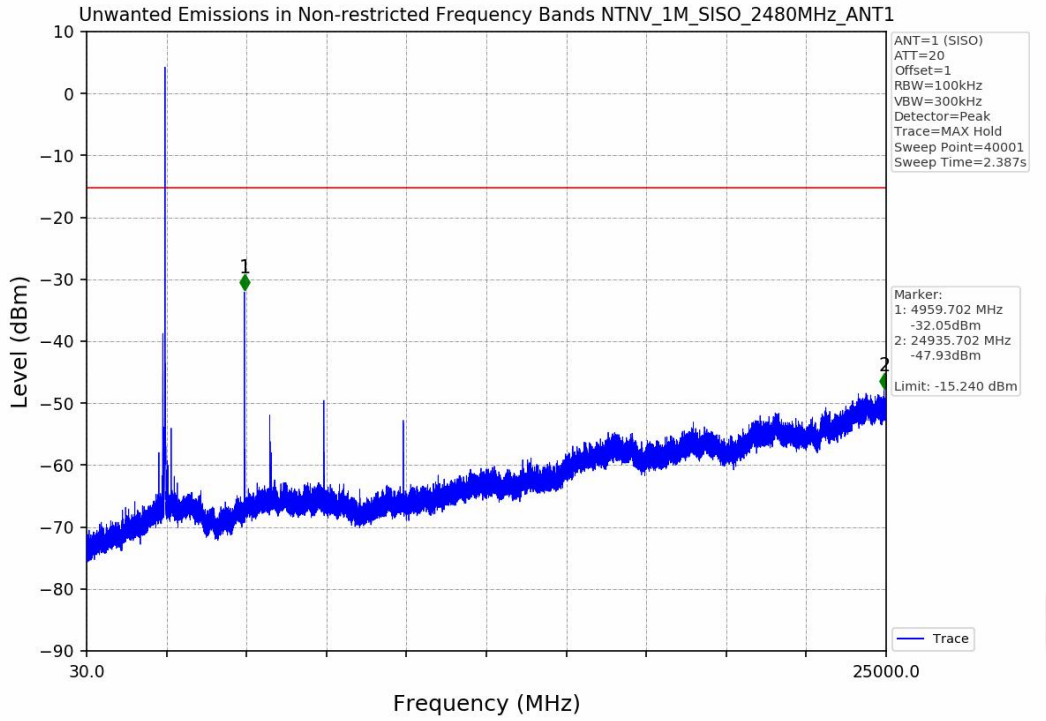
Unwanted Emissions in Non-restricted Frequency Bands NTNV_1M_SISO_2480MHz_ANT1
ANT=1 (SISO)
ATT=20
Offset=1
RBW=100kHz
VBW=300kHz
Detector=Peak
Trace=MAX Hold
Sweep Point=40001
Sweep Time=2.387s
Marker:
1: 4959.702 MHz
-32.05dBm
2: 24935.702 MHz
-47.93dBm
Limit: -15.240 dBm
Trace
Level (dBm)
Frequency (MHz)
30.0
25000.0