Appendix C: Test Data for E-UTRA Band 4

Product Name: 4G Router/4G LTE/Wireless Router
Trade Mark: TODAAIR
Test Model: TD954G2

Environmental Conditions

Temperature:	24.3° C
Relative Humidity:	52.6%
ATM Pressure:	100.0 kPa
Test Engineer:	Diamond.Lu
Supervised by:	Tom.Liu

C.1 Conducted Output Power

Conducted Output Power Test Result (Channel Bandwidth: 1.4 MHz)						
Modulation	Channel	RB Configuration		Average Power [dBm]	Average Power [dBm]	Verdict
		Size	Offset	QPSK	16QAM	
QPSK / 16QAM	LCH	1	0	23.69	22.80	PASS
		1	3	23.68	22.92	PASS
		1	5	23.51	22.83	PASS
		3	0	23.63	22.69	PASS
		3	2	23.56	22.78	PASS
		3	3	23.45	22.65	PASS
		6	0	22.52	21.71	PASS
	MCH	1	0	23.04	22.41	PASS
		1	3	23.04	22.35	PASS
		1	5	22.97	22.24	PASS
		3	0	23.16	22.16	PASS
		3	2	23.14	22.12	PASS
		3	3	23.02	21.91	PASS
		6	0	22.12	21.92	PASS
	HCH	1	0	23.68	22.41	PASS
		1	3	23.81	22.61	PASS
		1	5	23.75	22.51	PASS
		3	0	23.57	22.64	PASS
		3	2	23.71	22.75	PASS
		3	3	23.70	22.74	PASS
		6	0	22.46	21.55	PASS

Conducted Output Power Test Result (Channel Bandwidth: 3 MHz)						
Modulation	Channel	RB Configuration		Average Power [dBm]	Average Power [dBm]	Verdict
		Size	Offset	QPSK	16QAM	
QPSK / 16QAM	LCH	1	0	23.44	22.76	PASS
		1	7	23.25	22.56	PASS
		1	14	22.82	22.13	PASS
		8	0	22.49	21.63	PASS
		8	4	22.40	21.46	PASS
		8	7	22.39	21.33	PASS
		15	0	22.57	21.50	PASS
	MCH	1	0	23.12	22.50	PASS
		1	7	23.35	22.67	PASS
		1	14	23.33	22.40	PASS
		8	0	22.20	21.16	PASS
		8	4	22.24	21.12	PASS
		8	7	22.11	21.15	PASS
		15	0	22.08	21.12	PASS
	HCH	1	0	23.34	22.73	PASS
		1	7	23.91	23.17	PASS
		1	14	23.63	23.14	PASS
		8	0	22.47	21.20	PASS
		8	4	22.56	21.46	PASS
		8	7	22.60	21.59	PASS
		15	0	22.41	21.42	PASS

This report shall not be reproduced except in full, without the written approval of Shenzhen LCS Compliance Testing Laboratory Ltd.

Conducted Output Power Test Result (Channel Bandwidth: 5 MHz)						
Modulation	Channel	RB Configuration		Average Power [dBm]	Average Power [dBm]	Verdict
		Size	Offset	QPSK	16QAM	
QPSK / 16QAM	LCH	1	0	23.26	22.68	PASS
		1	12	22.87	22.31	PASS
		1	24	22.40	21.83	PASS
		12	0	22.65	21.87	PASS
		12	6	22.50	21.73	PASS
		12	13	22.39	21.54	PASS
		25	0	22.59	21.70	PASS
	MCH	1	0	23.16	22.36	PASS
		1	12	23.02	22.25	PASS
		1	24	23.05	22.09	PASS
		12	0	22.11	21.07	PASS
		12	6	22.06	21.03	PASS
		12	13	22.01	20.95	PASS
		25	0	22.07	21.16	PASS
	HCH	1	0	23.38	21.61	PASS
		1	12	24.21	22.18	PASS
		1	24	24.70	22.06	PASS
		12	0	22.43	21.49	PASS
		12	6	22.66	21.81	PASS
		12	13	22.73	21.71	PASS
		25	0	22.54	21.68	PASS

This report shall not be reproduced except in full, without the written approval of Shenzhen LCS Compliance Testing Laboratory Ltd.

Conducted Output Power Test Result (Channel Bandwidth: 10 MHz)						
Modulation	Channel	RB Configuration		Average Power [dBm]	Average Power [dBm]	Verdict
		Size	Offset	QPSK	16QAM	
QPSK / 16QAM	LCH	1	0	22.39	21.74	PASS
		1	24	22.49	21.87	PASS
		1	49	22.36	21.70	PASS
		25	0	22.30	21.39	PASS
		25	12	22.33	21.44	PASS
		25	25	22.29	21.38	PASS
		50	0	22.23	21.35	PASS
	MCH	1	0	22.69	22.05	PASS
		1	24	23.37	22.78	PASS
		1	49	23.45	21.81	PASS
		25	0	22.04	21.12	PASS
		25	12	22.02	21.11	PASS
		25	25	21.93	20.97	PASS
		50	0	22.04	21.17	PASS
	HCH	1	0	22.45	21.84	PASS
		1	24	23.42	22.83	PASS
		1	49	23.81	23.07	PASS
		25	0	22.32	21.24	PASS
		25	12	22.41	21.59	PASS
		25	25	22.61	21.65	PASS
		50	0	22.43	21.48	PASS

This report shall not be reproduced except in full, without the written approval of Shenzhen LCS Compliance Testing Laboratory Ltd.

Conducted Output Power Test Result (Channel Bandwidth: 15 MHz)						
Modulation	Channel	RB Configuration		Average Power [dBm]	Average Power [dBm]	Verdict
		Size	Offset	QPSK	16QAM	
QPSK / 16QAM	LCH	1	0	22.11	21.47	PASS
		1	37	22.59	22.03	PASS
		1	74	23.10	22.47	PASS
		37	0	22.06	21.11	PASS
		37	18	22.52	21.60	PASS
		37	38	23.06	22.09	PASS
		75	0	22.53	21.63	PASS
	MCH	1	0	22.89	22.25	PASS
		1	37	23.25	22.65	PASS
		1	74	23.38	22.85	PASS
		37	0	22.29	21.28	PASS
		37	18	22.07	21.19	PASS
		37	38	21.96	21.03	PASS
		75	0	22.18	21.31	PASS
	HCH	1	0	23.02	22.47	PASS
		1	37	22.95	22.43	PASS
		1	74	23.52	22.97	PASS
		37	0	22.14	21.19	PASS
		37	18	22.36	21.29	PASS
		37	38	22.59	21.66	PASS
		75	0	22.40	21.36	PASS

This report shall not be reproduced except in full, without the written approval of Shenzhen LCS Compliance Testing Laboratory Ltd.

Conducted Output Power Test Result (Channel Bandwidth: 20 MHz)						
Modulation	Channel	RB Configuration		Average Power [dBm]	Average Power [dBm]	Verdict
		Size	Offset	QPSK	16QAM	
QPSK / 16QAM	LCH	1	0	22.70	21.88	PASS
		1	49	23.29	22.49	PASS
		1	99	22.13	21.31	PASS
		50	0	22.99	21.06	PASS
		50	25	23.01	22.09	PASS
		50	50	22.75	21.82	PASS
		100	0	22.58	21.69	PASS
	MCH	1	0	22.80	22.01	PASS
		1	49	23.25	22.36	PASS
		1	99	22.88	21.35	PASS
		50	0	22.37	21.47	PASS
		50	25	22.14	21.17	PASS
		50	50	21.98	21.09	PASS
		100	0	22.16	21.22	PASS
	HCH	1	0	22.87	21.76	PASS
		1	49	23.39	22.09	PASS
		1	99	23.40	22.52	PASS
		50	0	22.03	20.93	PASS
		50	25	22.08	21.18	PASS
		50	50	22.34	21.35	PASS
		100	0	22.11	21.21	PASS

C.2 Peak-to-Average Ratio

Peak-to Average Ratio Test Result (Channel Bandwidth: 1.4 MHz)				
Modulation	Channel	Peak-to-Average Ratio [dB]	Limit [dB]	Verdict
QPSK	LCH	5.18	<13	PASS
	MCH	5.25	<13	PASS
	HCH	5.11	<13	PASS
16QAM	LCH	5.96	<13	PASS
	MCH	6.09	<13	PASS
	HCH	5.89	<13	PASS

Peak-to Average Ratio Test Result (Channel Bandwidth: 3 MHz)				
Modulation	Channel	Peak-to-Average Ratio [dB]	Limit [dB]	Verdict
QPSK	LCH	5.37	<13	PASS
	MCH	5.29	<13	PASS
	HCH	5.24	<13	PASS
16QAM	LCH	6.12	<13	PASS
	MCH	6.22	<13	PASS
	HCH	6.06	<13	PASS

Peak-to Average Ratio Test Result (Channel Bandwidth: 5 MHz)				
Modulation	Channel	Peak-to-Average Ratio [dB]	Limit [dB]	Verdict
QPSK	LCH	5.43	<13	PASS
	MCH	5.28	<13	PASS
	HCH	5.22	<13	PASS
16QAM	LCH	6.22	<13	PASS
	MCH	6.05	<13	PASS
	HCH	6.01	<13	PASS

Peak-to Average Ratio Test Result (Channel Bandwidth: 10 MHz)				
Modulation	Channel	Peak-to-Average Ratio [dB]	Limit [dB]	Verdict
QPSK	LCH	5.49	<13	PASS
	MCH	5.27	<13	PASS
	HCH	5.25	<13	PASS
16QAM	LCH	6.34	<13	PASS
	MCH	6.02	<13	PASS
	HCH	6	<13	PASS

Peak-to Average Ratio Test Result (Channel Bandwidth: 15 MHz)				
Modulation	Channel	Peak-to-Average Ratio [dB]	Limit [dB]	Verdict
QPSK	LCH	5.17	<13	PASS
	MCH	5	<13	PASS
	HCH	5.04	<13	PASS
16QAM	LCH	6.35	<13	PASS
	MCH	8.36	<13	PASS
	HCH	6.22	<13	PASS

Peak-to Average Ratio Test Result (Channel Bandwidth: 20 MHz)				
Modulation	Channel	Peak-to-Average Ratio [dB]	Limit [dB]	Verdict
QPSK	LCH	5.67	<13	PASS
	MCH	5.74	<13	PASS
	HCH	5.79	<13	PASS
16QAM	LCH	6.85	<13	PASS
	MCH	6.74	<13	PASS
	HCH	6.73	<13	PASS

Peak-to Average Ratio Test Graph(s) (Channel Bandwidth: 1.4 MHz)_LCH_QPSK

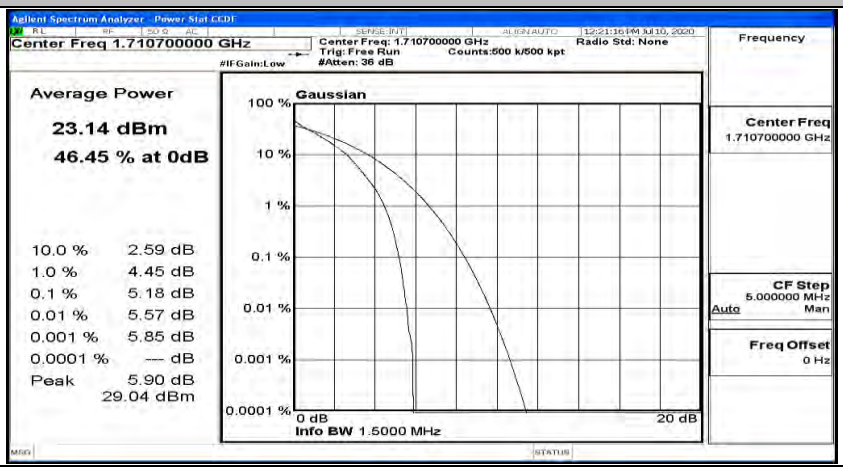

Peak-to Average Ratio Test Graph(s) (Channel Bandwidth: 1.4 MHz)_MCH_QPSK

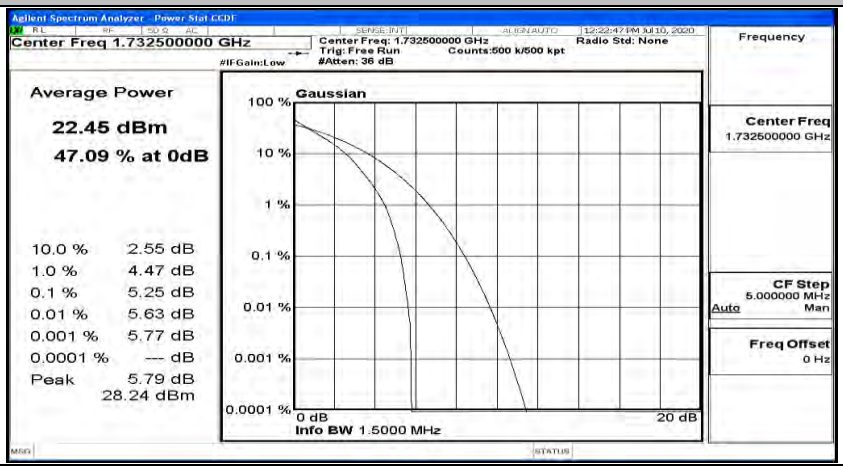

Peak-to Average Ratio Test Graph(s) (Channel Bandwidth: 1.4 MHz)_HCH_QPSK

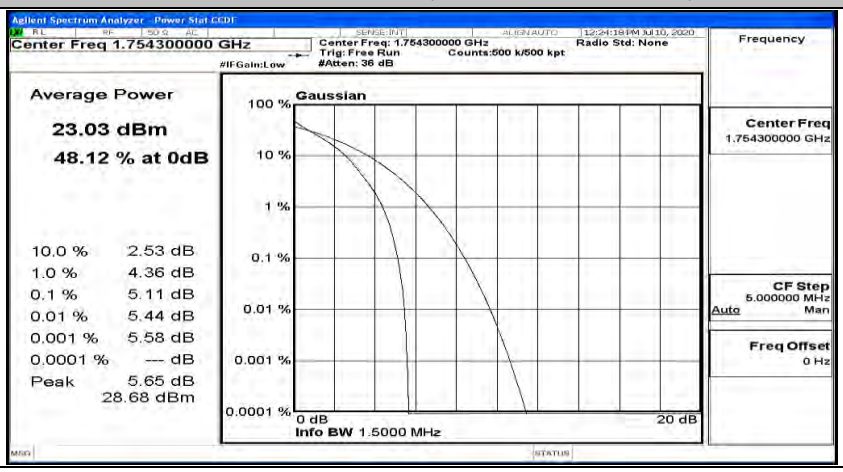

Peak-to Average Ratio Test Graph(s) (Channel Bandwidth: 1.4 MHz)_LCH_16QAM

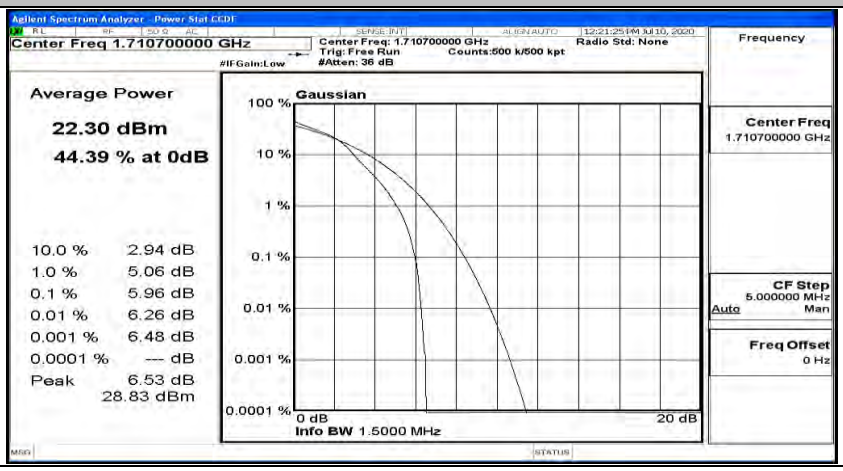

Peak-to Average Ratio Test Graph(s) (Channel Bandwidth: 1.4 MHz)_MCH_16QAM

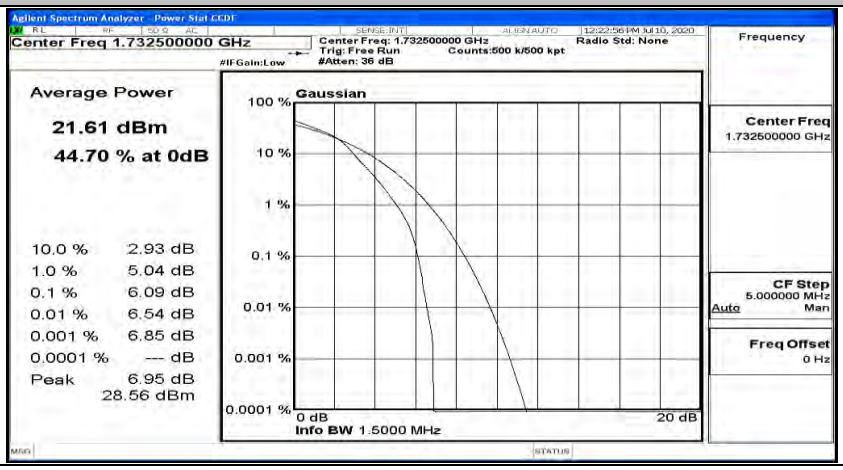

Peak-to Average Ratio Test Graph(s) (Channel Bandwidth: 1.4 MHz)_HCH_16QAM

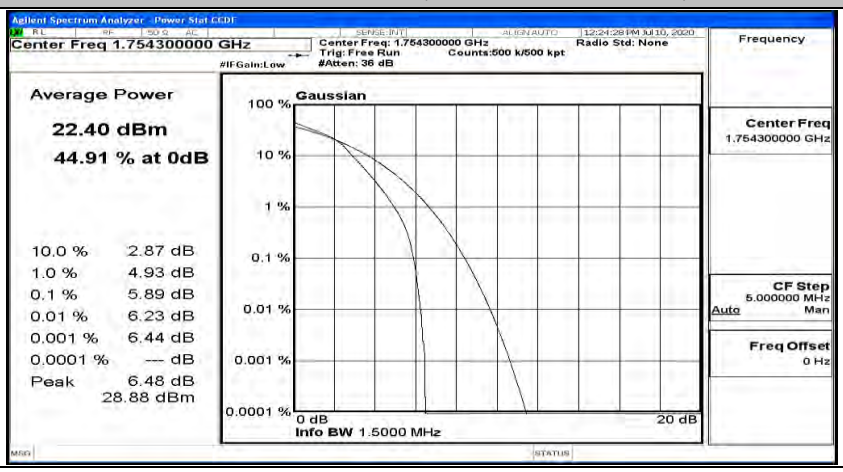

Peak-to Average Ratio Test Graph(s) (Channel Bandwidth: 3 MHz)_LCH_QPSK

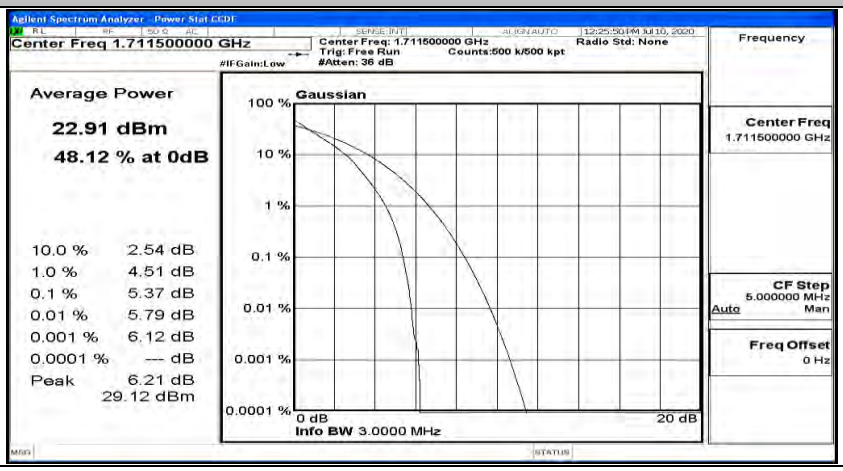

Peak-to Average Ratio Test Graph(s) (Channel Bandwidth: 3 MHz)_MCH_QPSK

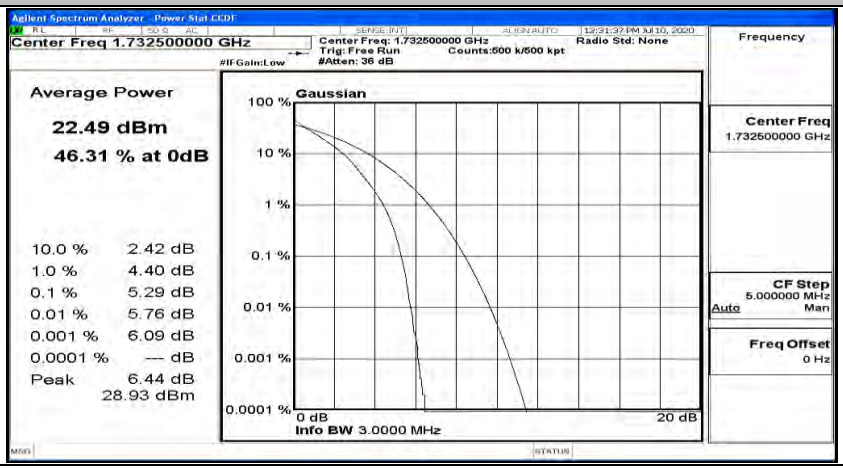

Peak-to Average Ratio Test Graph(s) (Channel Bandwidth: 3 MHz)_HCH_QPSK

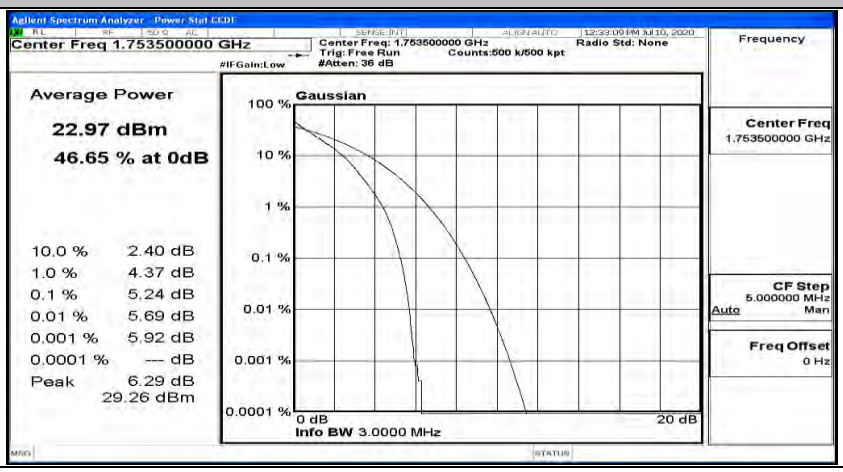

Peak-to Average Ratio Test Graph(s) (Channel Bandwidth: 3 MHz)_LCH_16QAM

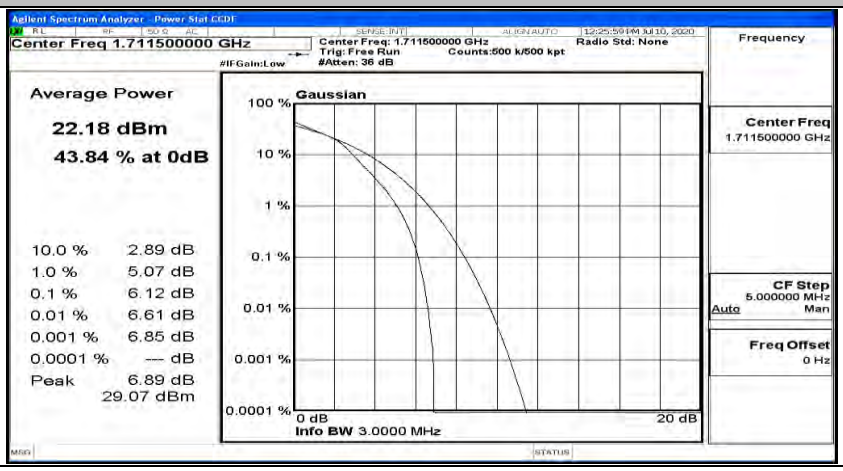

Peak-to Average Ratio Test Graph(s) (Channel Bandwidth: 3 MHz)_MCH_16QAM

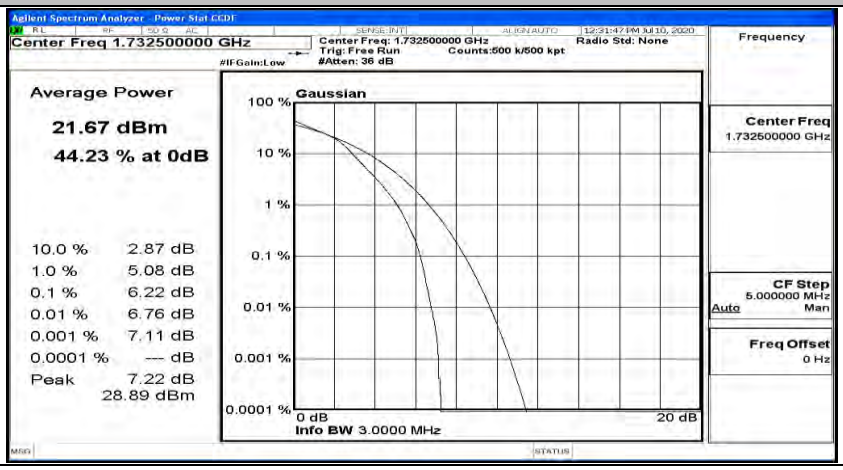

Peak-to Average Ratio Test Graph(s) (Channel Bandwidth: 3 MHz)_HCH_16QAM

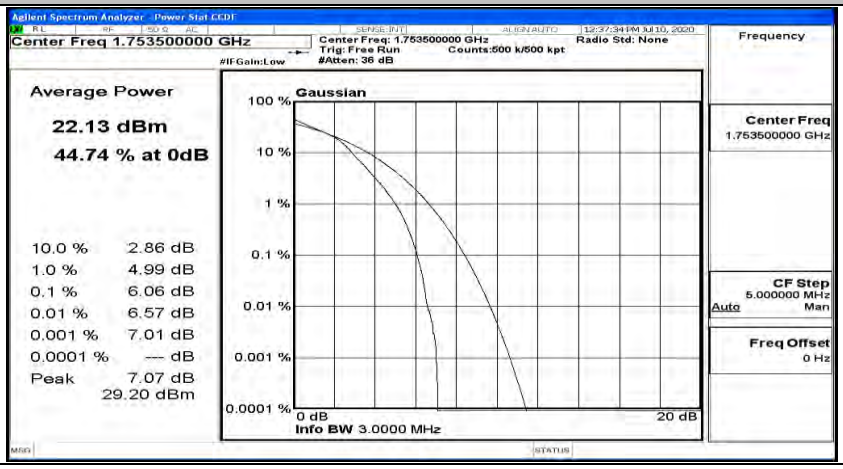

Peak-to Average Ratio Test Graph(s) (Channel Bandwidth: 5 MHz)_LCH_QPSK

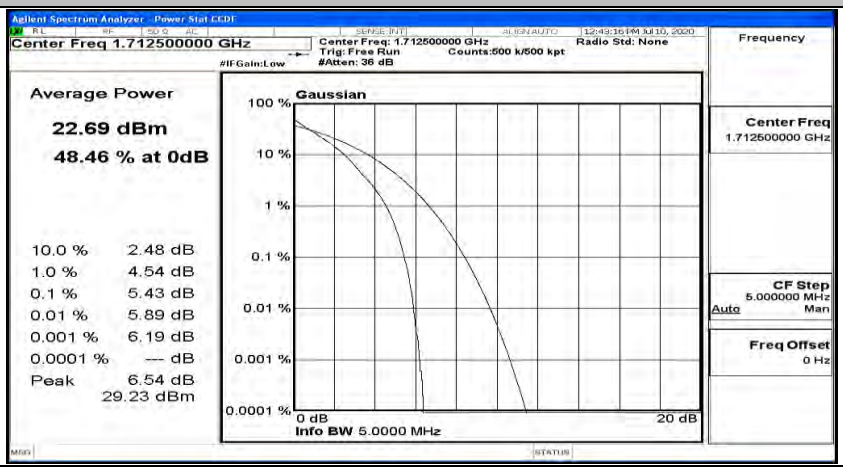

Peak-to Average Ratio Test Graph(s) (Channel Bandwidth: 5 MHz)_MCH_QPSK

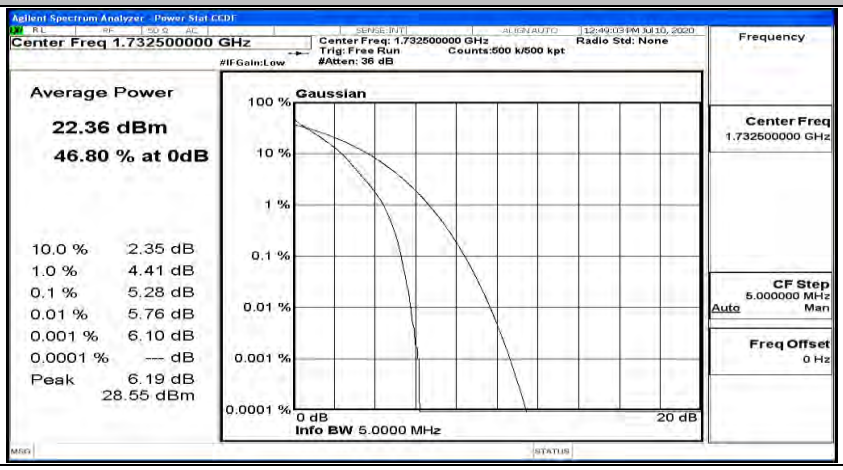

Peak-to Average Ratio Test Graph(s) (Channel Bandwidth: 5 MHz)_HCH_QPSK

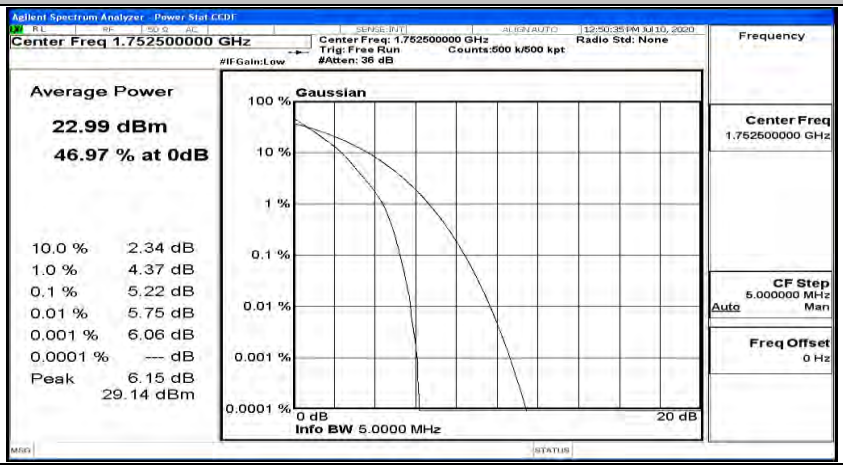

Peak-to Average Ratio Test Graph(s) (Channel Bandwidth: 5 MHz)_LCH_16QAM

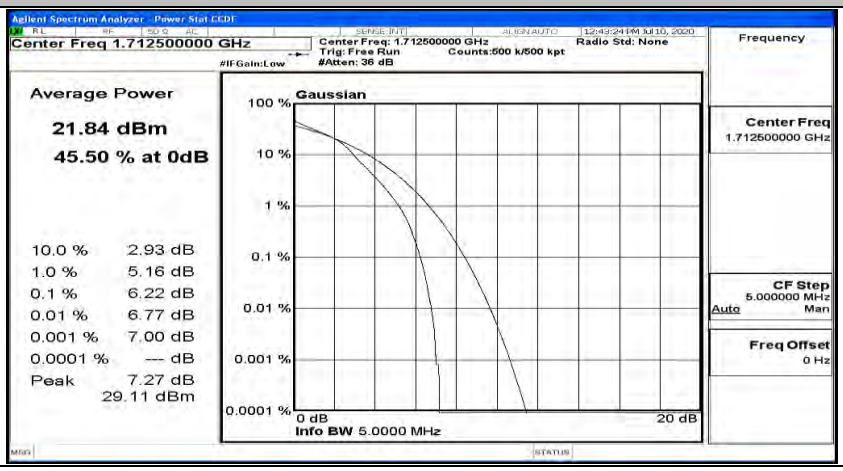

Peak-to Average Ratio Test Graph(s) (Channel Bandwidth: 5 MHz)_MCH_16QAM

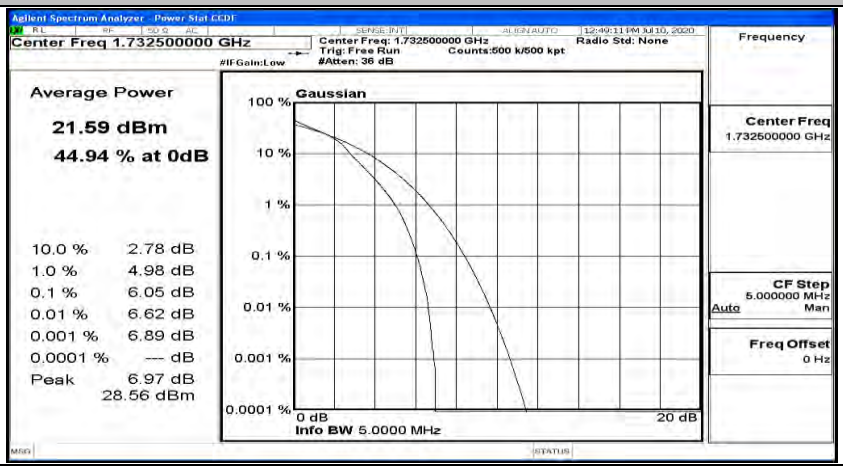

Peak-to Average Ratio Test Graph(s) (Channel Bandwidth: 5 MHz)_HCH_16QAM

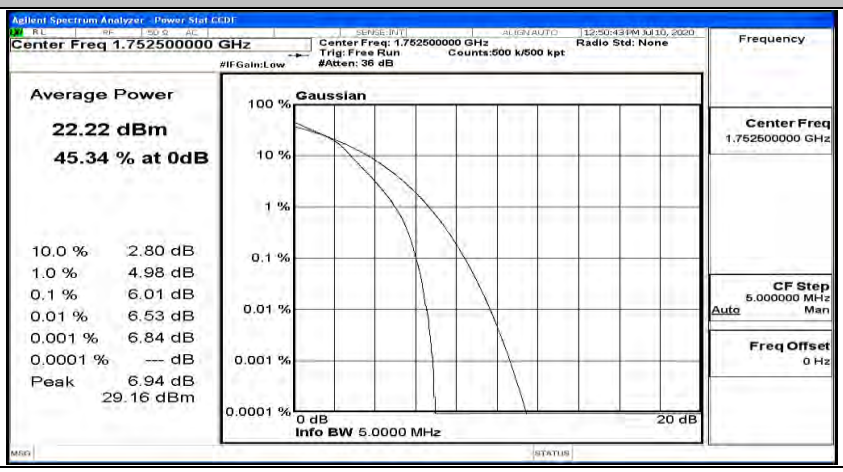

Peak-to Average Ratio Test Graph(s) (Channel Bandwidth: 10 MHz)_LCH_QPSK

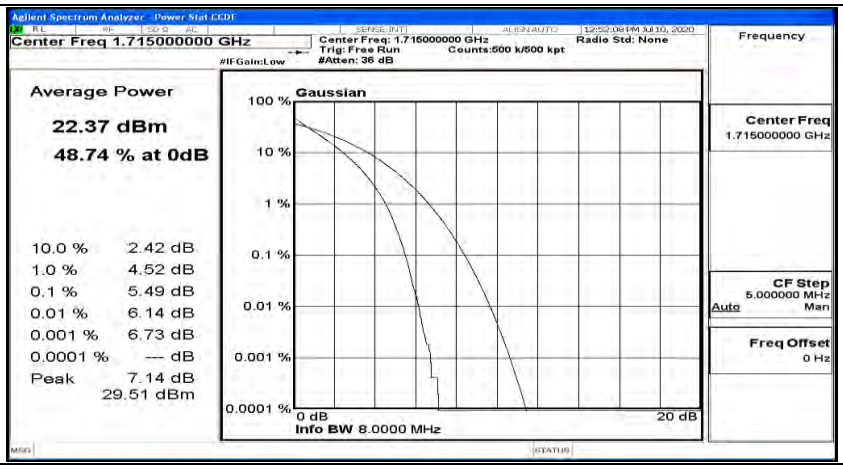

Peak-to Average Ratio Test Graph(s) (Channel Bandwidth: 10 MHz)_MCH_QPSK

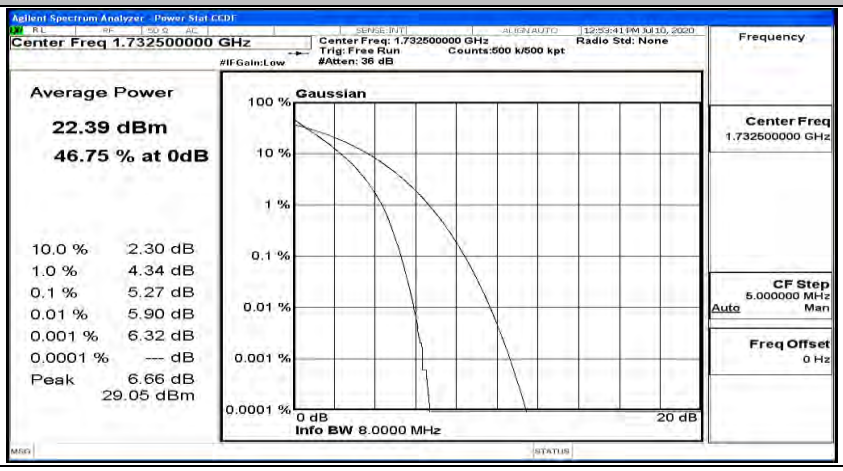

Peak-to Average Ratio Test Graph(s) (Channel Bandwidth: 10 MHz)_HCH_QPSK

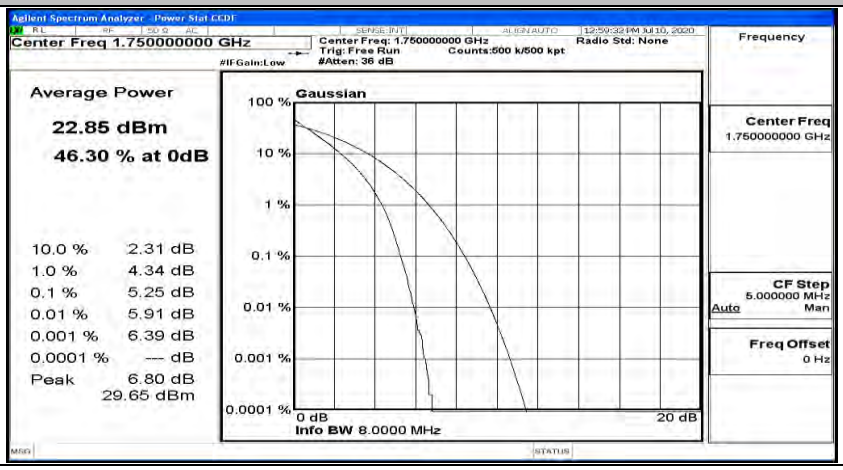

Peak-to Average Ratio Test Graph(s) (Channel Bandwidth: 10 MHz)_LCH_16QAM

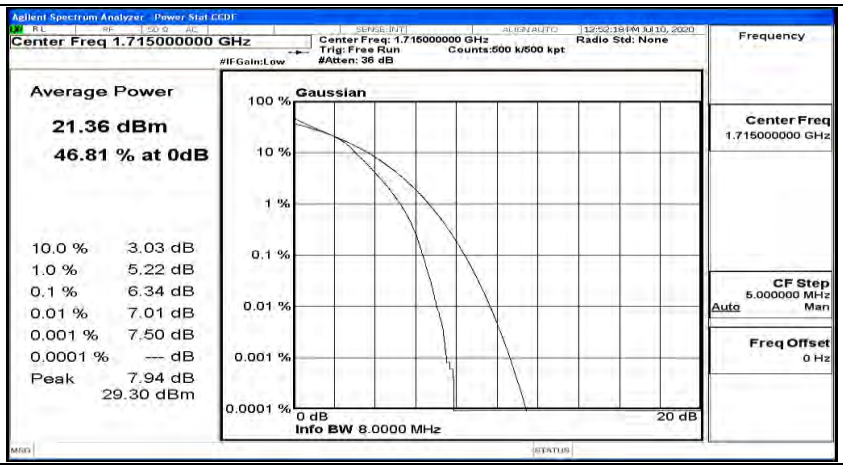

Peak-to Average Ratio Test Graph(s) (Channel Bandwidth: 10 MHz)_MCH_16QAM

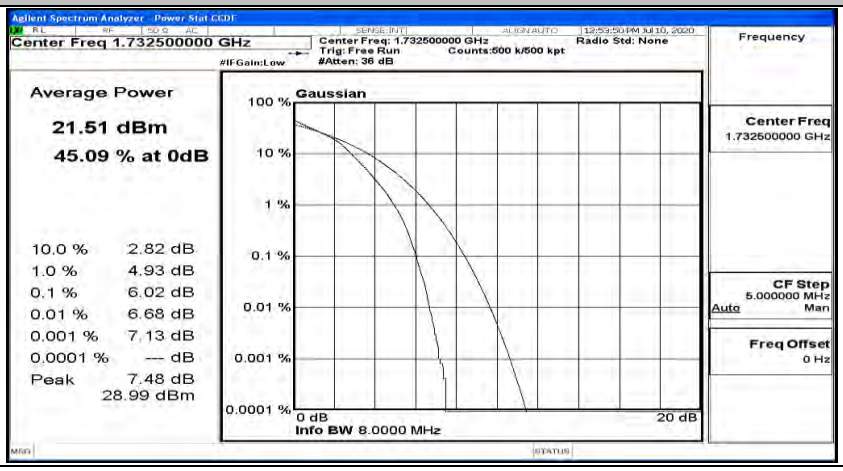

Peak-to Average Ratio Test Graph(s) (Channel Bandwidth: 10 MHz)_HCH_16QAM

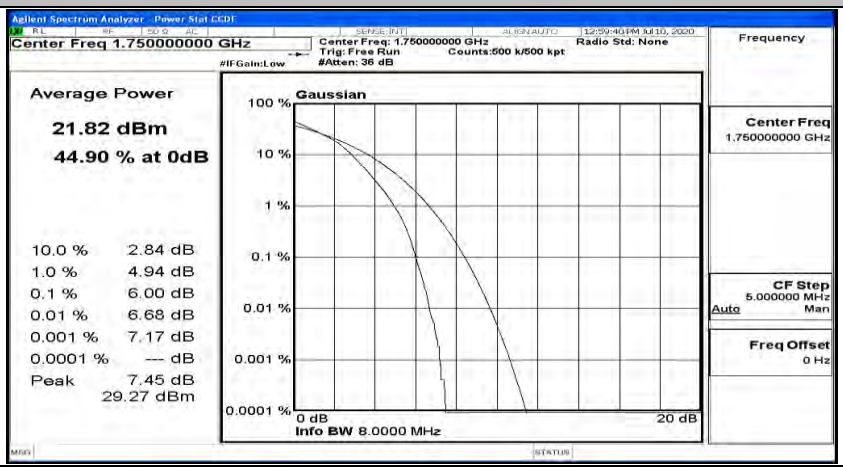

Peak-to Average Ratio Test Graph(s) (Channel Bandwidth:15 MHz)_LCH_QPSK

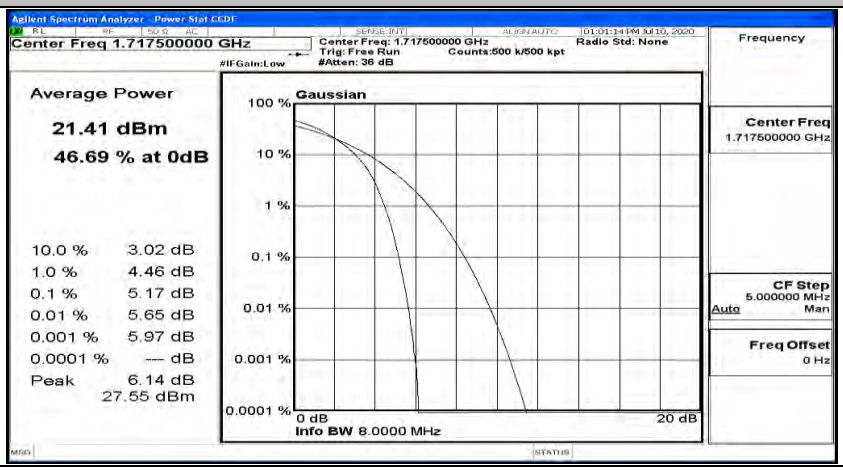

Peak-to Average Ratio Test Graph(s) (Channel Bandwidth:15 MHz)_MCH_QPSK

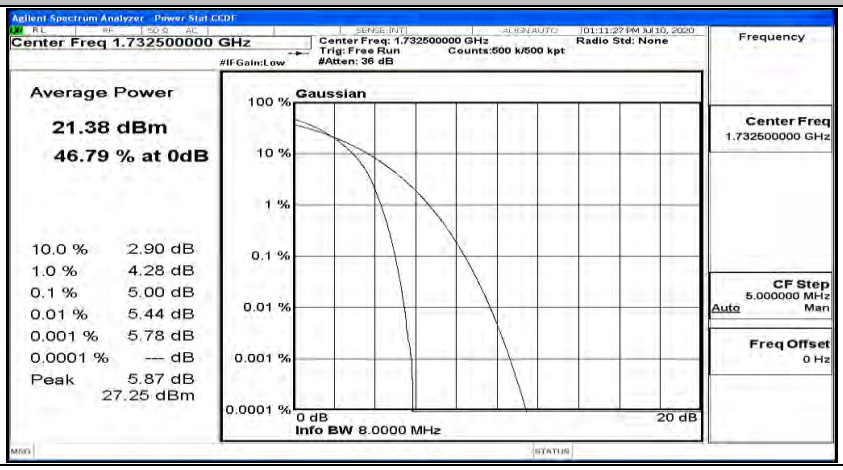

Peak-to Average Ratio Test Graph(s) (Channel Bandwidth:15 MHz)_HCH_QPSK

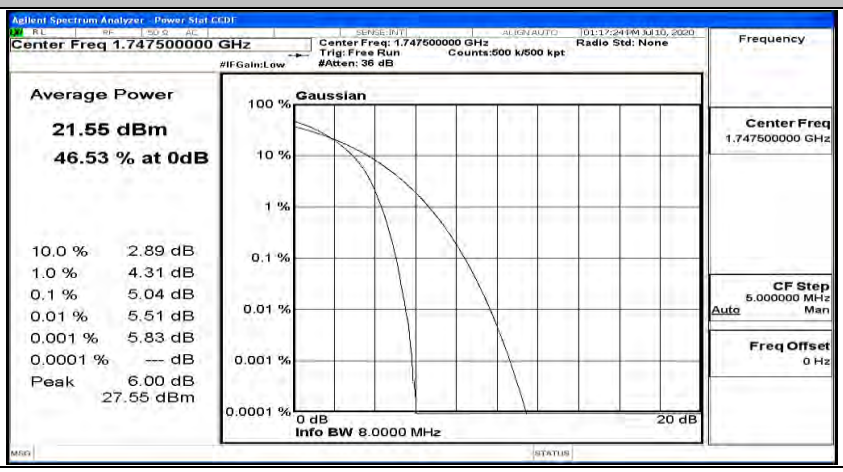

Peak-to Average Ratio Test Graph(s) (Channel Bandwidth:15 MHz)_LCH_16QAM

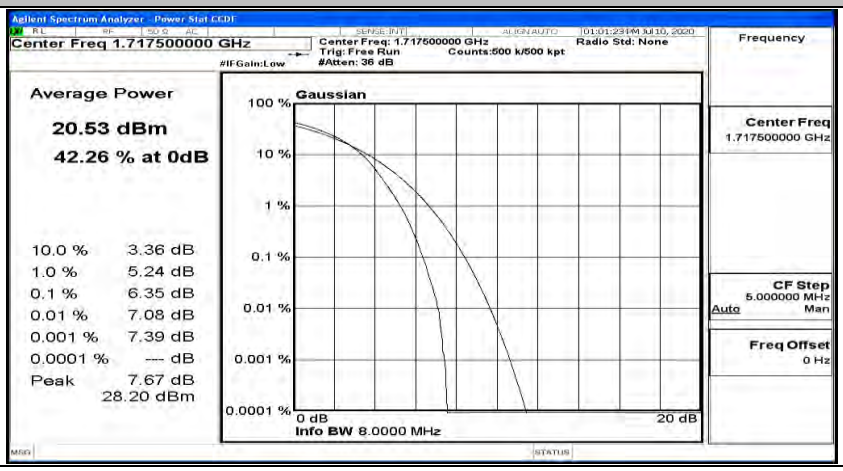

Peak-to Average Ratio Test Graph(s) (Channel Bandwidth:15 MHz)_MCH_16QAM

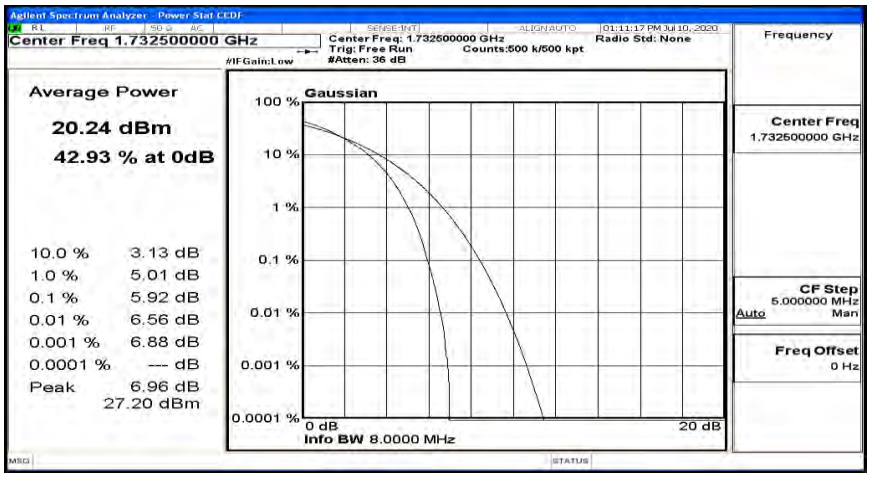

Peak-to Average Ratio Test Graph(s) (Channel Bandwidth:15 MHz)_HCH_16QAM

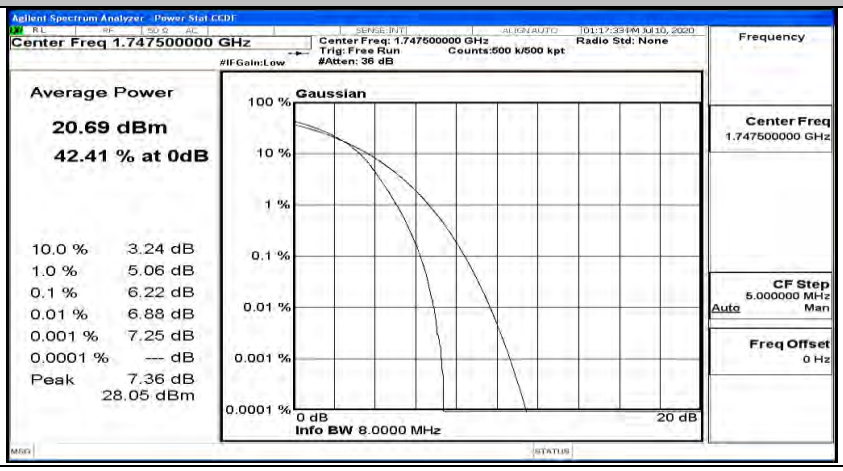

Peak-to Average Ratio Test Graph(s) (Channel Bandwidth:20 MHz)_LCH_QPSK

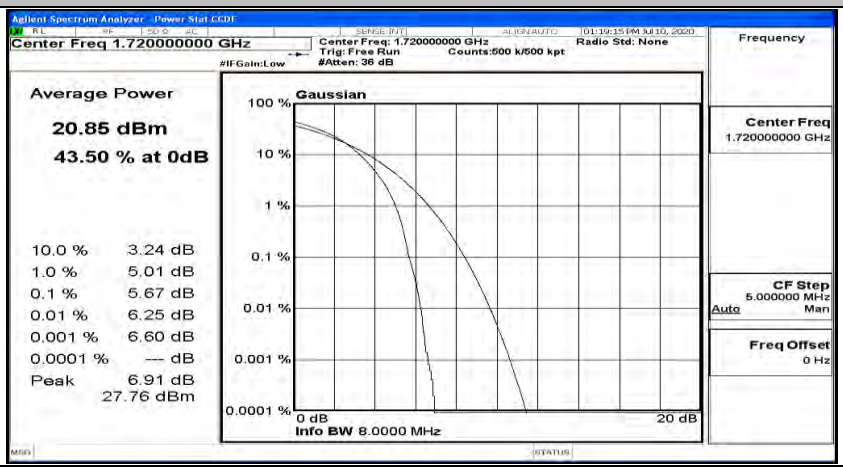

Peak-to Average Ratio Test Graph(s) (Channel Bandwidth:20 MHz)_MCH_QPSK

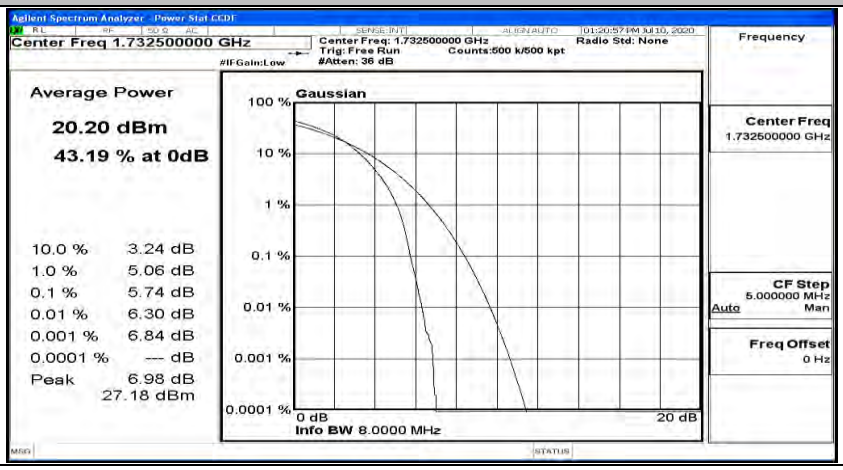

Peak-to Average Ratio Test Graph(s) (Channel Bandwidth:20 MHz)_HCH_QPSK

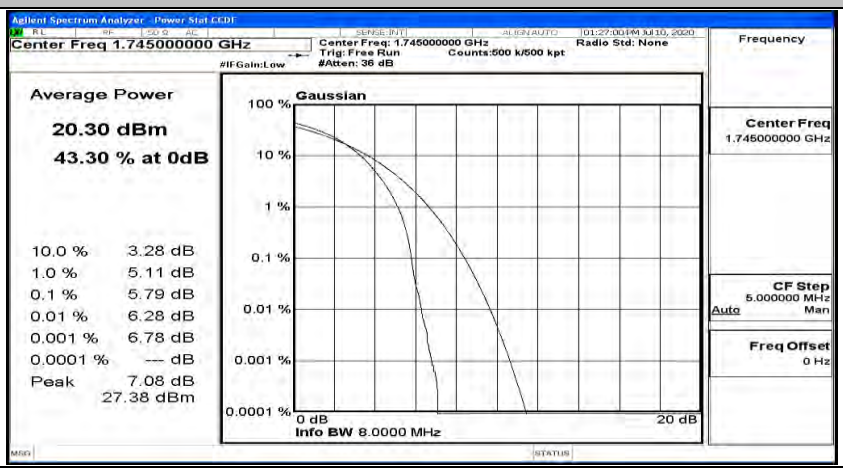

Peak-to Average Ratio Test Graph(s) (Channel Bandwidth:20 MHz)_LCH_16QAM

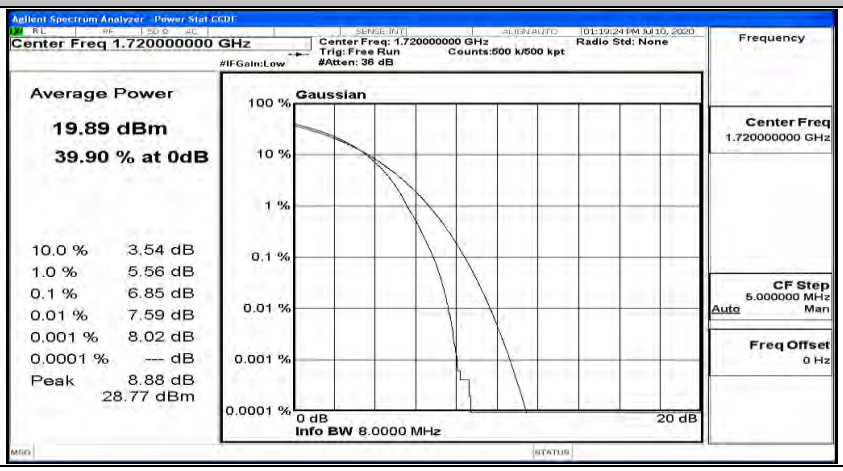

Peak-to Average Ratio Test Graph(s) (Channel Bandwidth:20 MHz)_MCH_16QAM

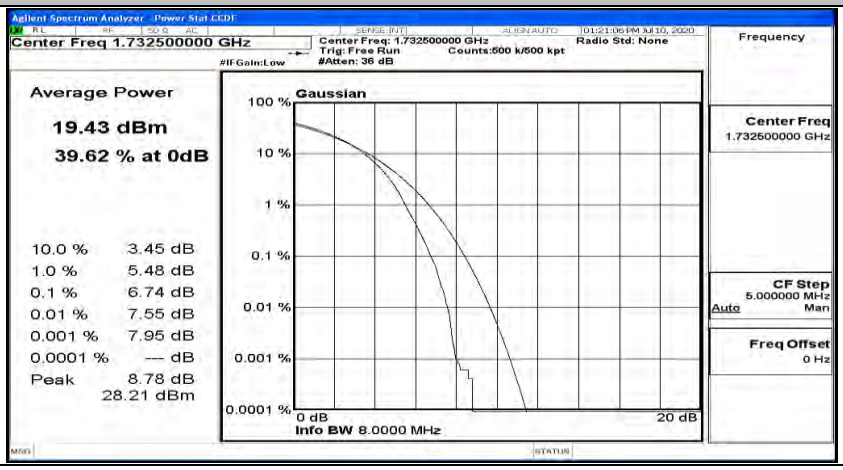

Peak-to Average Ratio Test Graph(s) (Channel Bandwidth:20 MHz)_HCH_16QAM

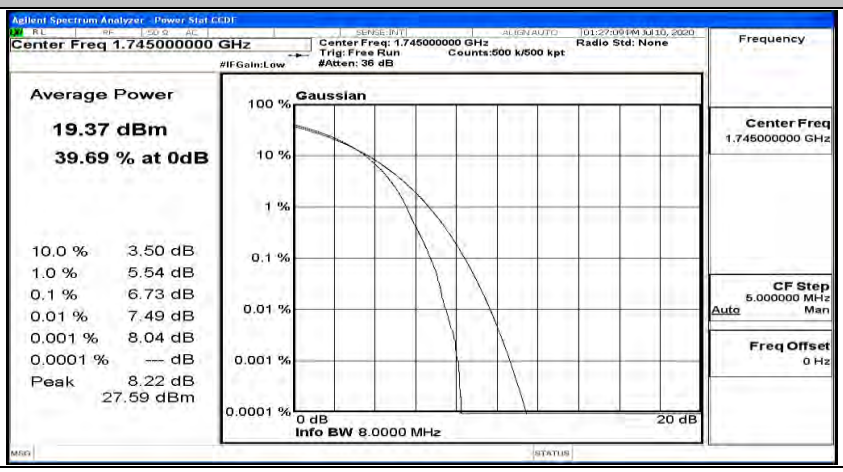

C.3 26dB Bandwidth and Occupied Bandwidth

EBW & OBW Test Result (Channel Bandwidth: 1.4 MHz)				
Modulation	Channel	Occupied Bandwidth (MHz)	26dB Bandwidth (MHz)	Verdict
QPSK	LCH	1.0769	1.243	PASS
	MCH	1.0758	1.211	PASS
	HCH	1.0784	1.231	PASS
16QAM	LCH	1.0824	1.227	PASS
	MCH	1.0790	1.222	PASS
	HCH	1.0776	1.222	PASS

EBW & OBW Test Result (Channel Bandwidth: 3 MHz)				
Modulation	Channel	Occupied Bandwidth (MHz)	26dB Bandwidth (MHz)	Verdict
QPSK	LCH	2.6837	2.896	PASS
	MCH	2.6822	2.873	PASS
	HCH	2.6839	2.919	PASS
16QAM	LCH	2.6857	2.906	PASS
	MCH	2.6805	2.899	PASS
	HCH	2.6836	2.908	PASS

EBW & OBW Test Result (Channel Bandwidth: 5 MHz)				
Modulation	Channel	Occupied Bandwidth (MHz)	26dB Bandwidth (MHz)	Verdict
QPSK	LCH	4.4831	4.810	PASS
	MCH	4.4700	4.787	PASS
	HCH	4.4706	4.779	PASS
16QAM	LCH	4.4726	4.833	PASS
	MCH	4.4819	4.801	PASS
	HCH	4.4827	4.782	PASS

EBW & OBW Test Result (Channel Bandwidth: 10 MHz)				
Modulation	Channel	Occupied Bandwidth (MHz)	26dB Bandwidth (MHz)	Verdict
QPSK	LCH	8.9448	9.471	PASS
	MCH	8.9282	9.479	PASS
	HCH	8.9281	9.481	PASS
16QAM	LCH	8.9386	9.422	PASS
	MCH	8.9298	9.438	PASS
	HCH	8.9258	9.444	PASS

EBW & OBW Test Result (Channel Bandwidth: 15 MHz)				
Modulation	Channel	Occupied Bandwidth (MHz)	26dB Bandwidth (MHz)	Verdict
QPSK	LCH	13.381	14.06	PASS
	MCH	13.394	13.99	PASS
	HCH	13.423	14.07	PASS
16QAM	LCH	13.395	14.01	PASS
	MCH	13.387	13.96	PASS
	HCH	13.395	14.06	PASS

EBW & OBW Test Result (Channel Bandwidth: 20 MHz)				
Modulation	Channel	Occupied Bandwidth (MHz)	26dB Bandwidth (MHz)	Verdict
QPSK	LCH	17.810	18.56	PASS
	MCH	17.831	18.59	PASS
	HCH	17.867	18.68	PASS
16QAM	LCH	17.799	18.55	PASS
	MCH	17.850	18.56	PASS
	HCH	17.837	18.58	PASS

EBW & OBW Test Graph(s) (Channel Bandwidth: 1.4 MHz)_LCH_QPSK

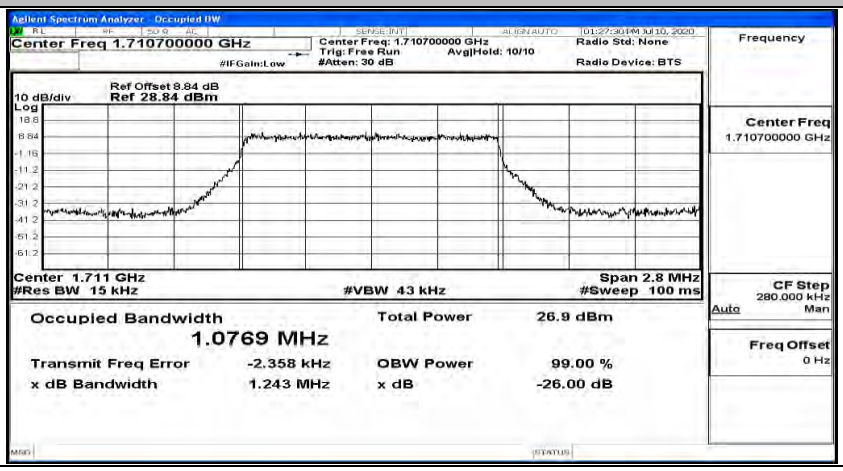

EBW & OBW Test Graph(s) (Channel Bandwidth: 1.4 MHz)_MCH_QPSK

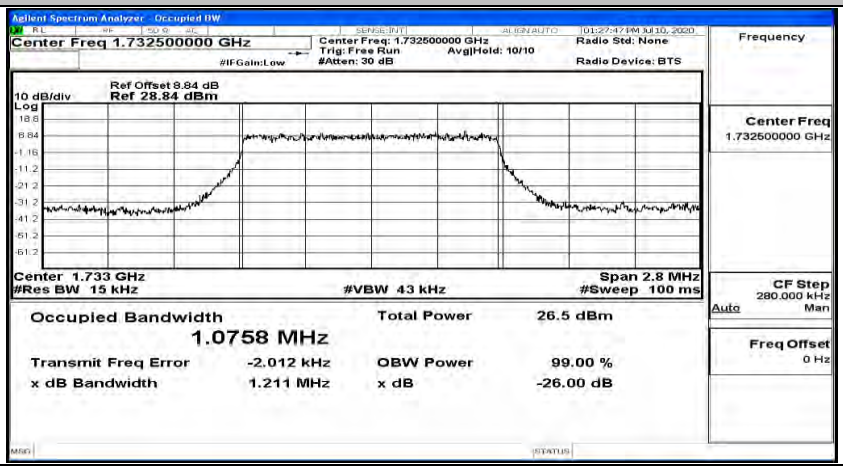

EBW & OBW Test Graph(s) (Channel Bandwidth: 1.4 MHz)_HCH_QPSK

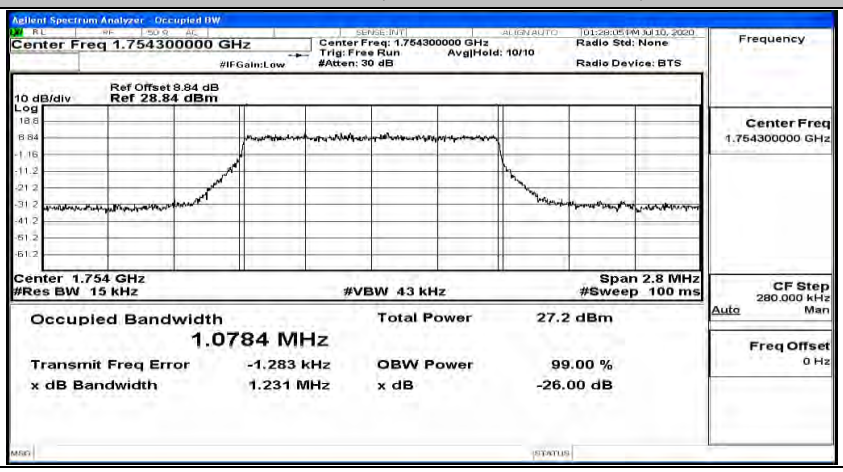

EBW & OBW Test Graph(s) (Channel Bandwidth: 1.4 MHz)_LCH_16QAM

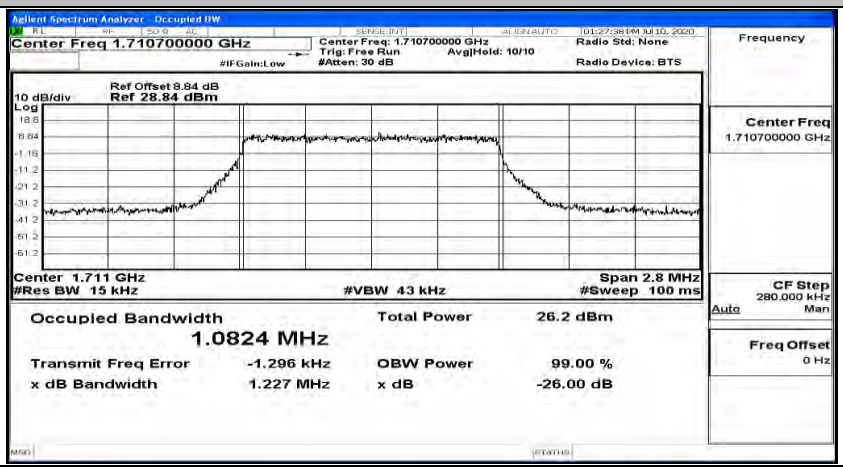

EBW & OBW Test Graph(s) (Channel Bandwidth: 1.4 MHz)_MCH_16QAM

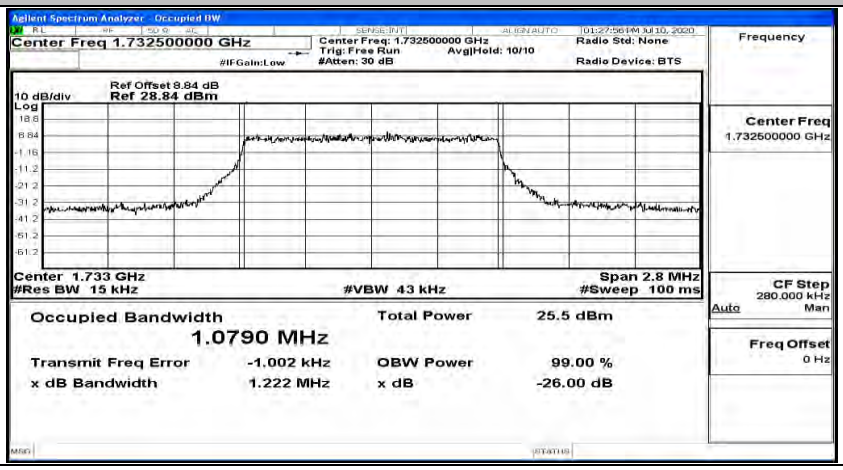

EBW & OBW Test Graph(s) (Channel Bandwidth: 1.4 MHz)_HCH_16QAM

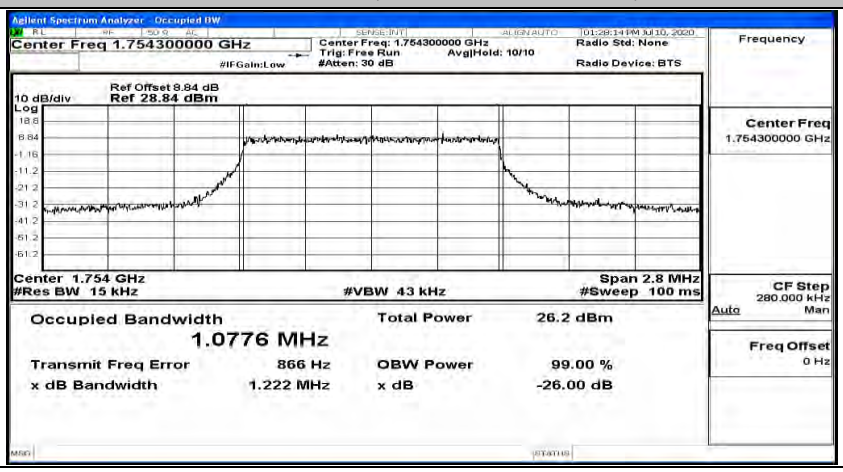

EBW & OBW Test Graph(s) (Channel Bandwidth: 3 MHz)_LCH_QPSK

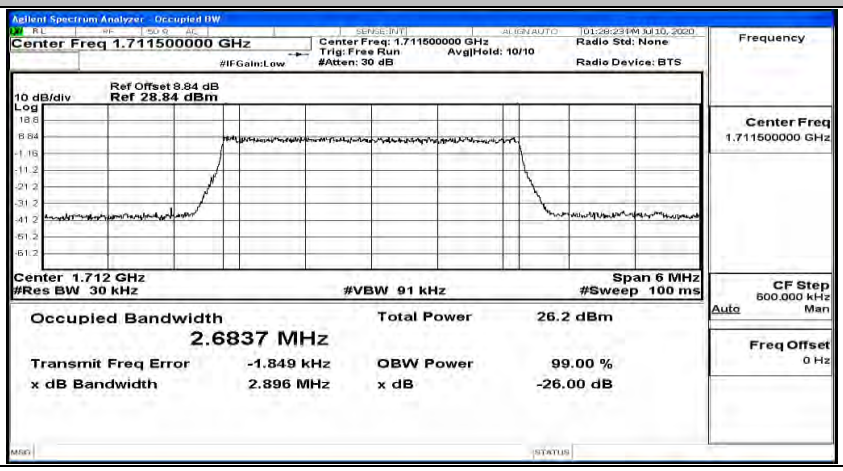

EBW & OBW Test Graph(s) (Channel Bandwidth: 3 MHz)_MCH_QPSK

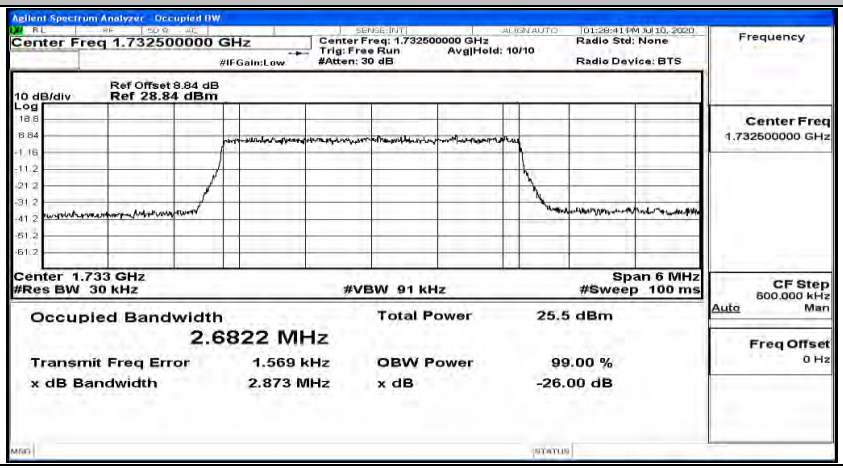

EBW & OBW Test Graph(s) (Channel Bandwidth: 3 MHz)_HCH_QPSK

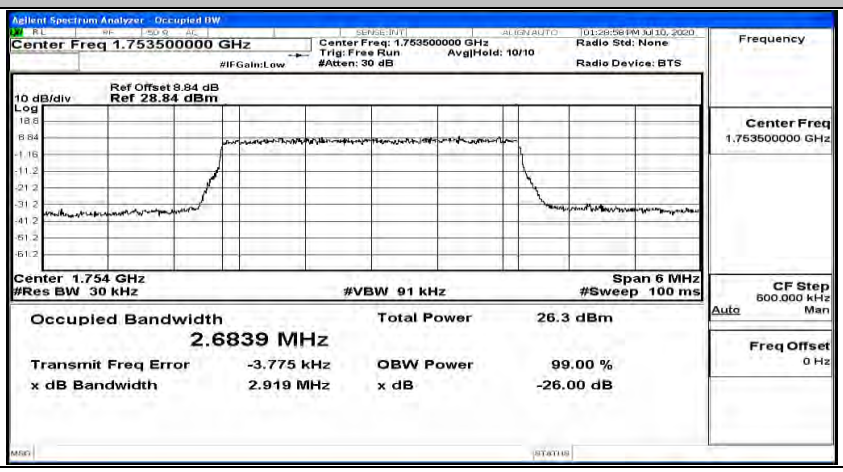

EBW & OBW Test Graph(s) (Channel Bandwidth: 3 MHz)_LCH_16QAM

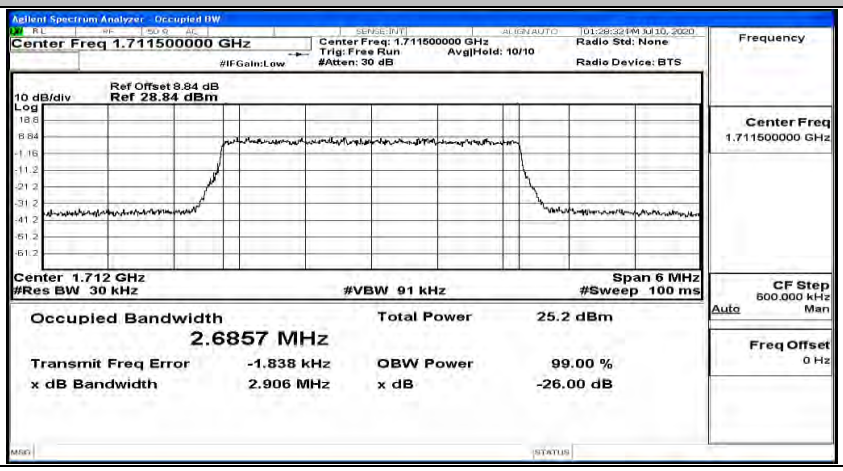

EBW & OBW Test Graph(s) (Channel Bandwidth: 3 MHz)_MCH_16QAM

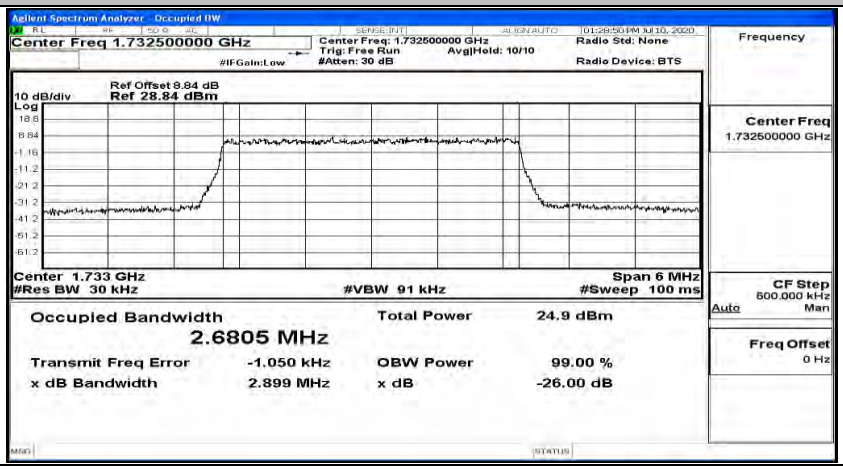

EBW & OBW Test Graph(s) (Channel Bandwidth: 3 MHz)_HCH_16QAM

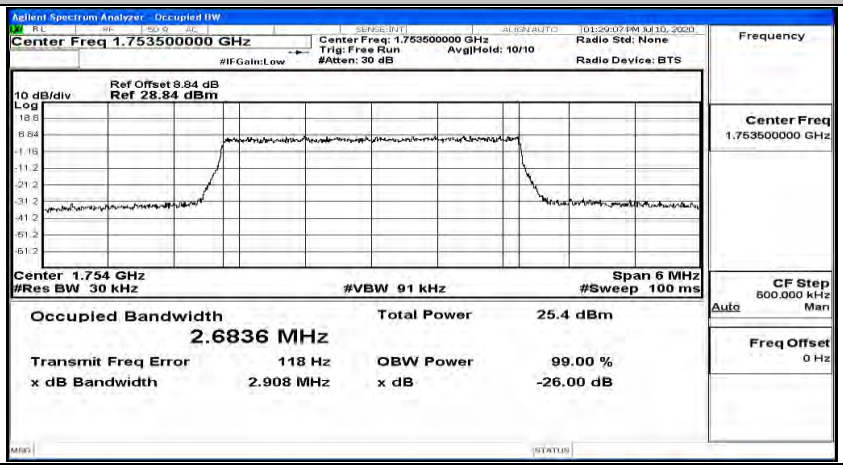

EBW & OBW Test Graph(s) (Channel Bandwidth: 5 MHz)_LCH_QPSK

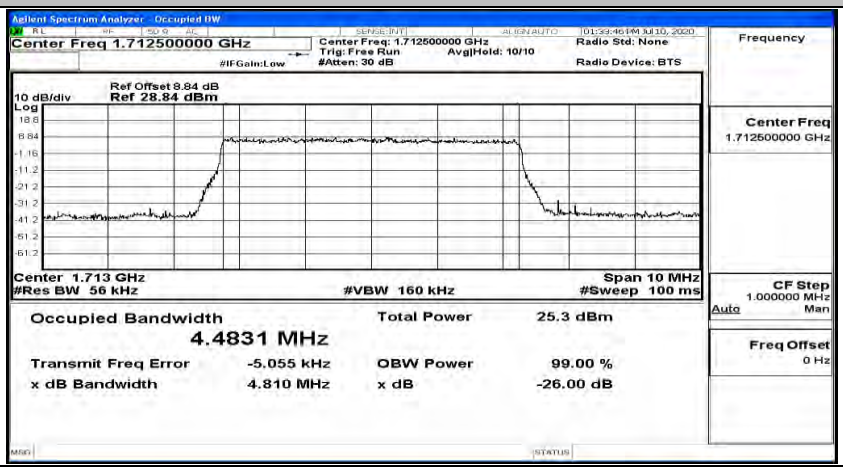

EBW & OBW Test Graph(s) (Channel Bandwidth: 5 MHz)_MCH_QPSK

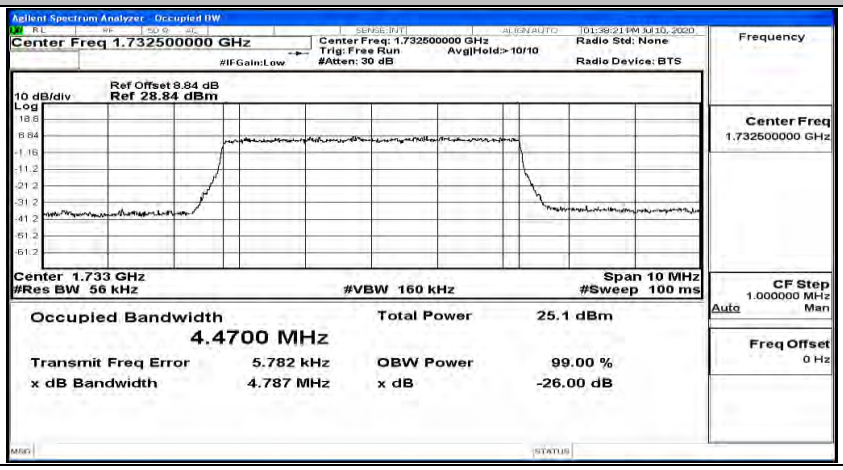

EBW & OBW Test Graph(s) (Channel Bandwidth: 5 MHz)_HCH_QPSK

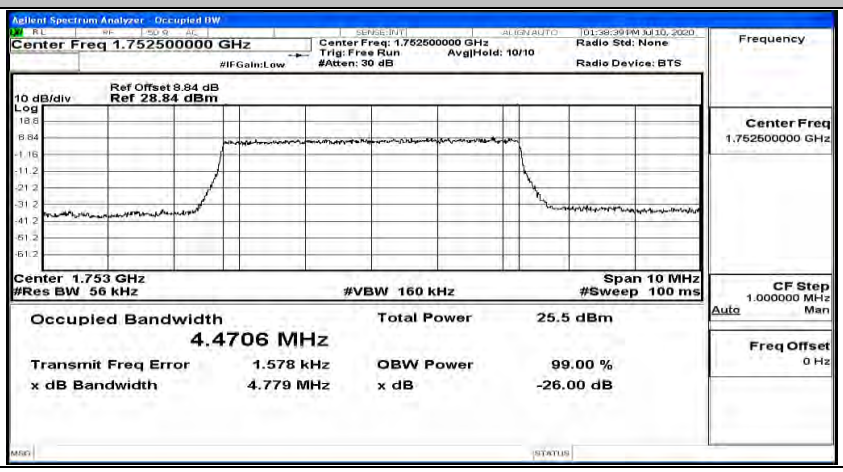

EBW & OBW Test Graph(s) (Channel Bandwidth: 5 MHz)_LCH_16QAM

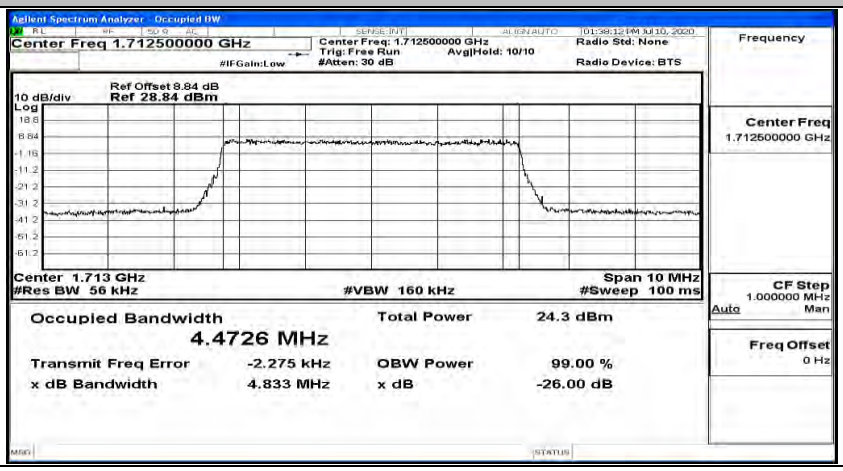

EBW & OBW Test Graph(s) (Channel Bandwidth: 5 MHz)_MCH_16QAM

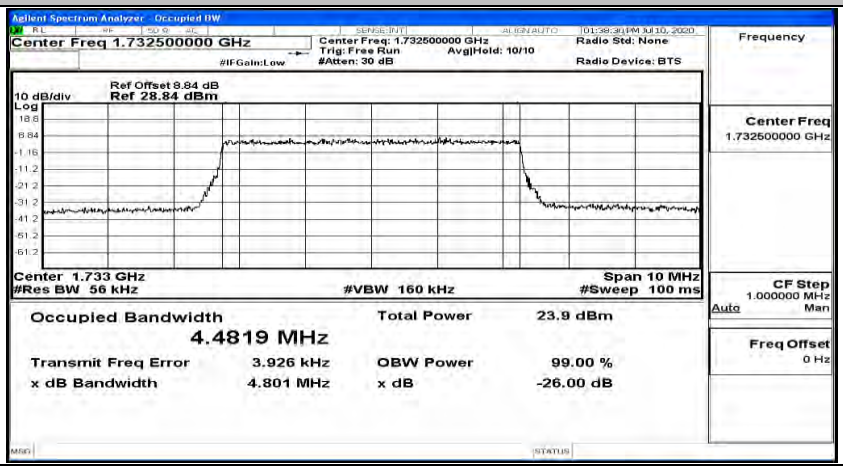

EBW & OBW Test Graph(s) (Channel Bandwidth: 5 MHz)_HCH_16QAM

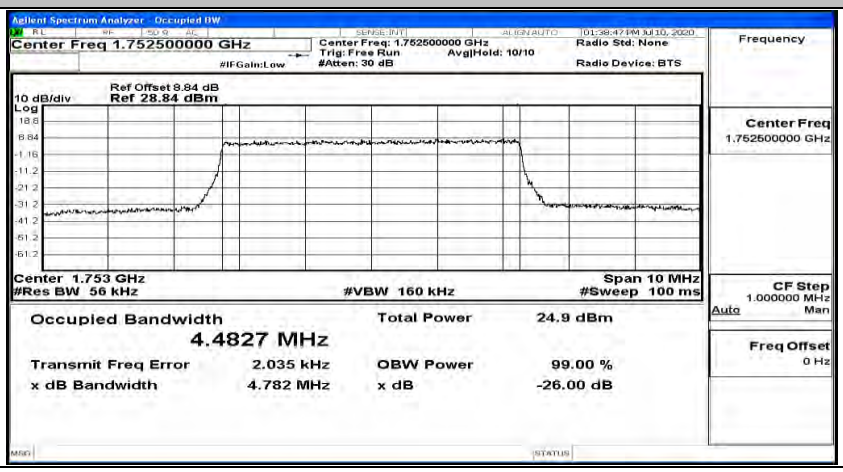

EBW & OBW Test Graph(s) (Channel Bandwidth: 10 MHz)_LCH_QPSK

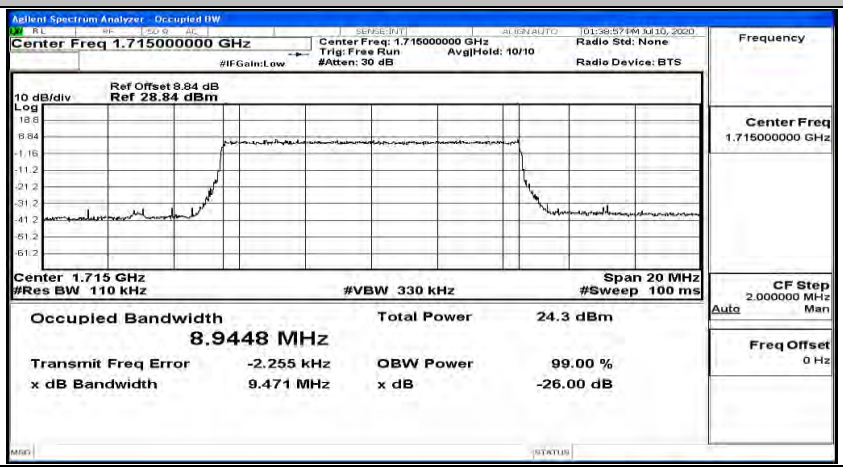

EBW & OBW Test Graph(s) (Channel Bandwidth: 10 MHz)_MCH_QPSK

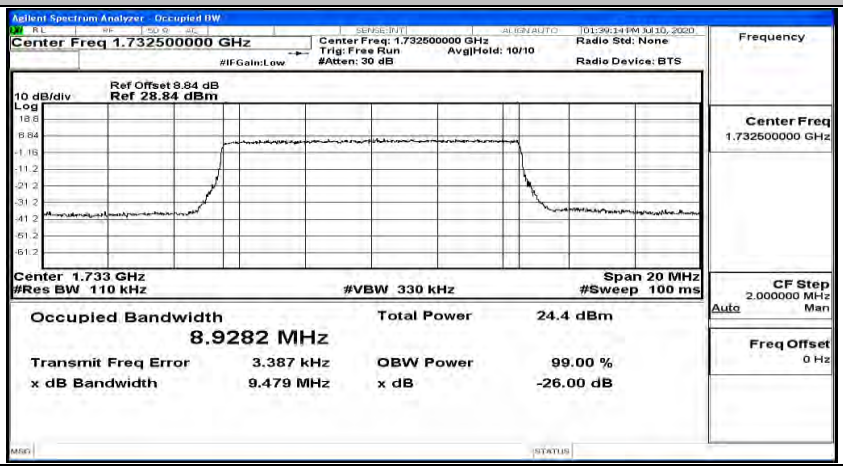

EBW & OBW Test Graph(s) (Channel Bandwidth: 10 MHz)_HCH_QPSK

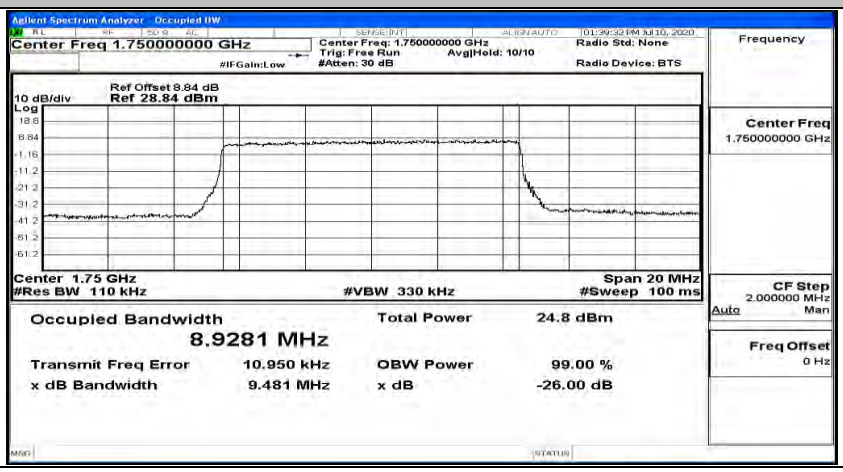

EBW & OBW Test Graph(s) (Channel Bandwidth: 10 MHz)_LCH_16QAM

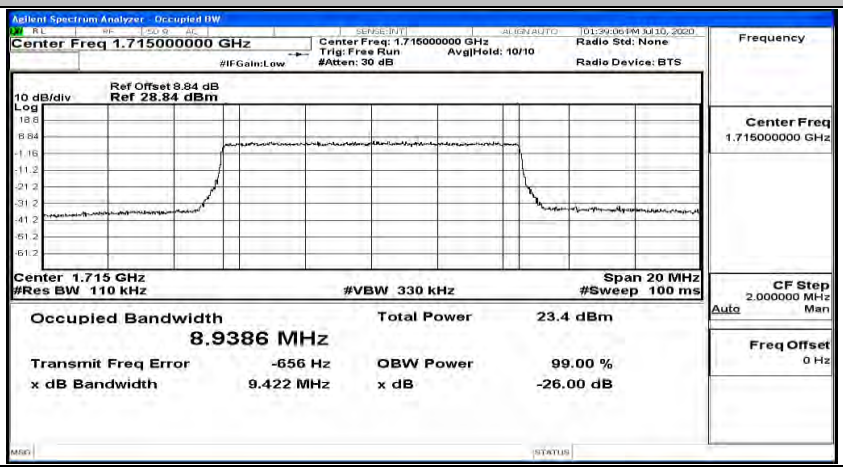

EBW & OBW Test Graph(s) (Channel Bandwidth: 10 MHz)_MCH_16QAM

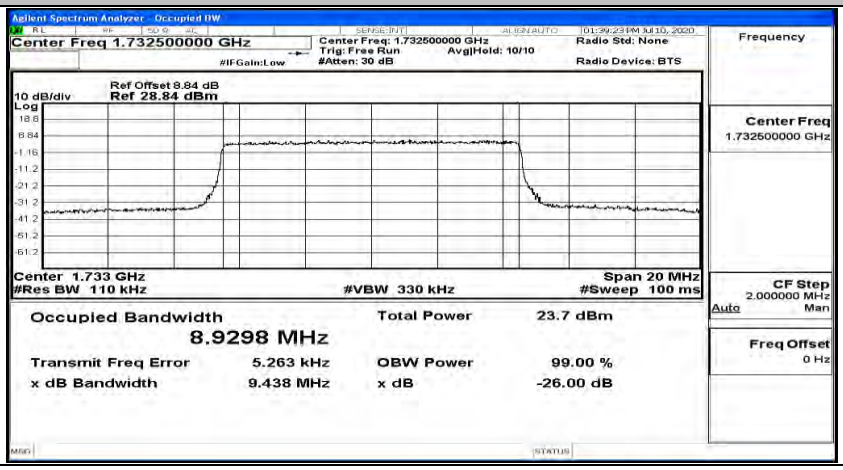

EBW & OBW Test Graph(s) (Channel Bandwidth: 10 MHz)_HCH_16QAM

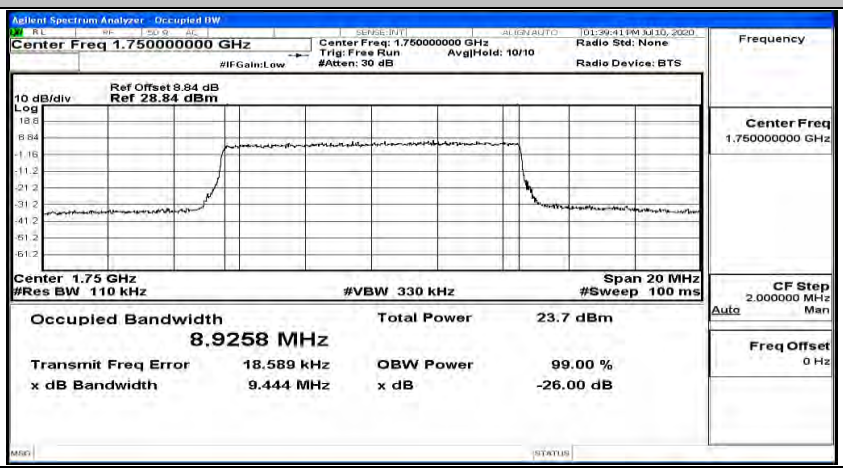

EBW & OBW Test Graph(s) (Channel Bandwidth:15 MHz)_LCH_QPSK

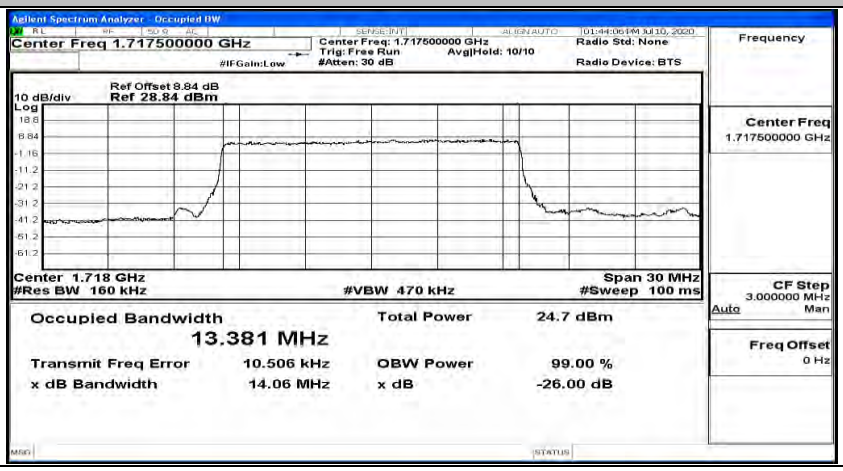

EBW & OBW Test Graph(s) (Channel Bandwidth:15 MHz)_MCH_QPSK

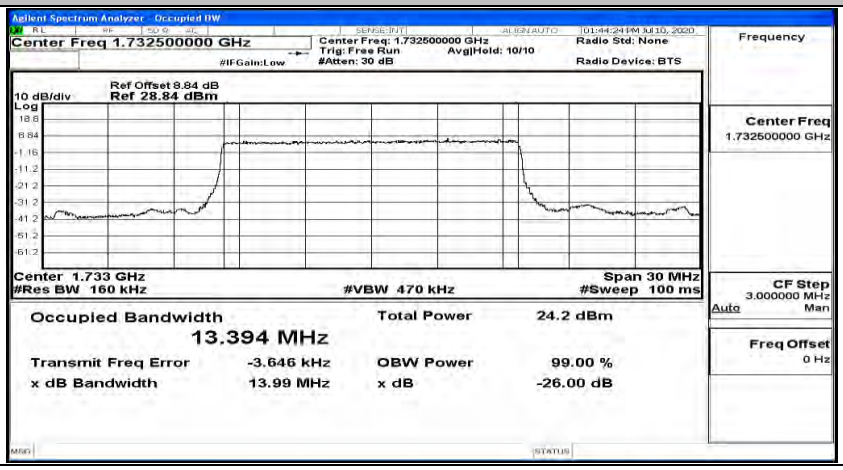

EBW & OBW Test Graph(s) (Channel Bandwidth:15 MHz)_HCH_QPSK

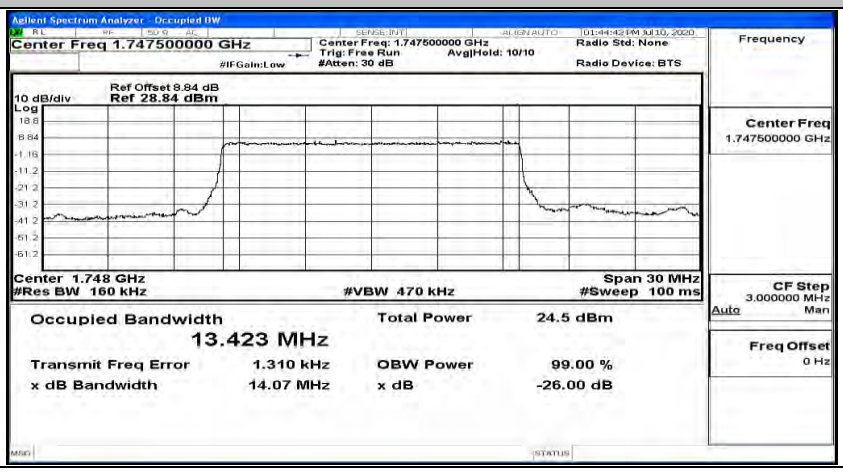

EBW & OBW Test Graph(s) (Channel Bandwidth:15 MHz)_LCH_16QAM

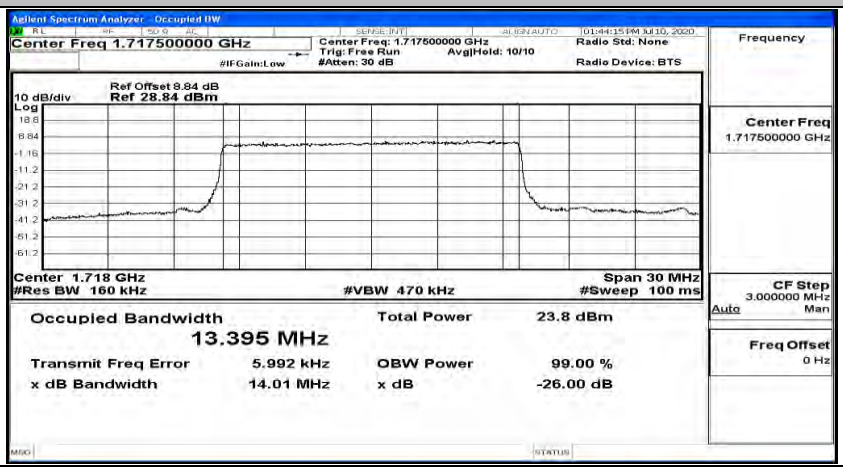

EBW & OBW Test Graph(s) (Channel Bandwidth:15 MHz)_MCH_16QAM

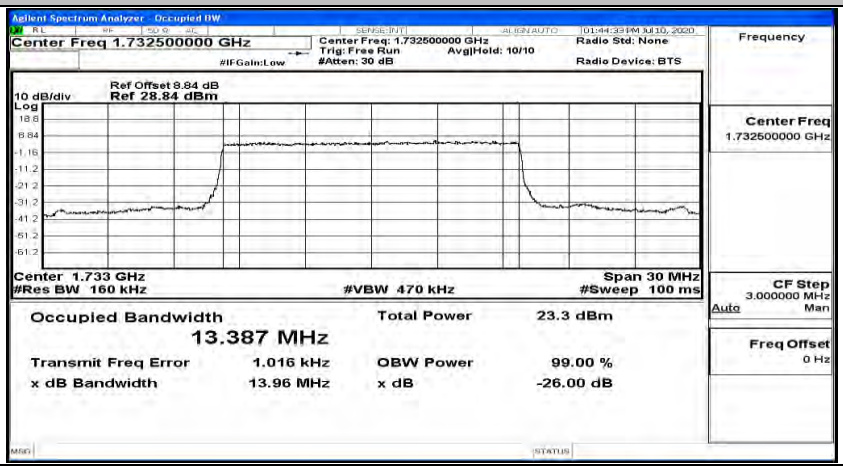

EBW & OBW Test Graph(s) (Channel Bandwidth:15 MHz)_HCH_16QAM

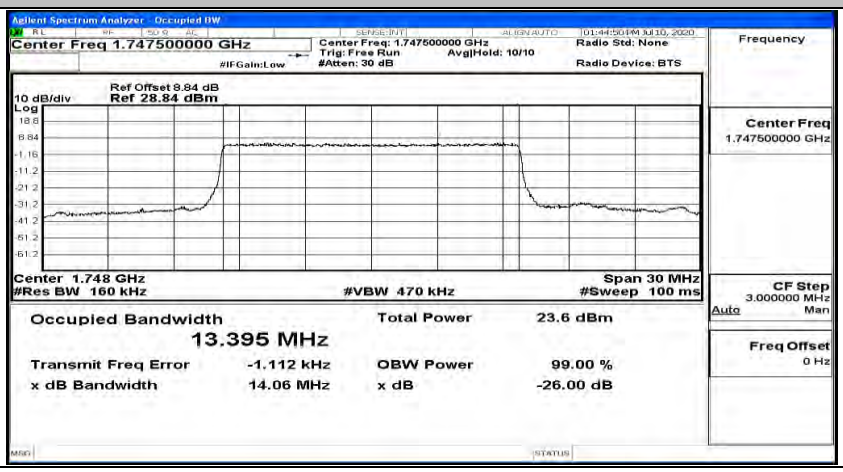

EBW & OBW Test Graph(s) (Channel Bandwidth:20 MHz)_LCH_QPSK

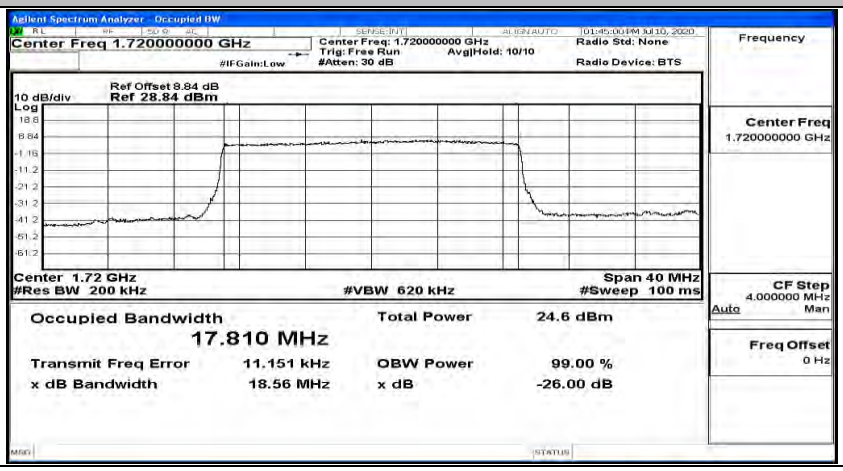

EBW & OBW Test Graph(s) (Channel Bandwidth:20 MHz)_MCH_QPSK

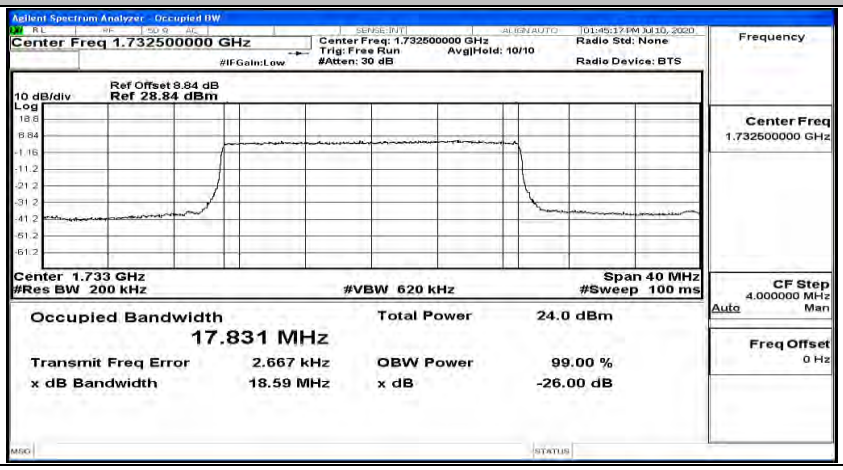

EBW & OBW Test Graph(s) (Channel Bandwidth:20 MHz)_HCH_QPSK

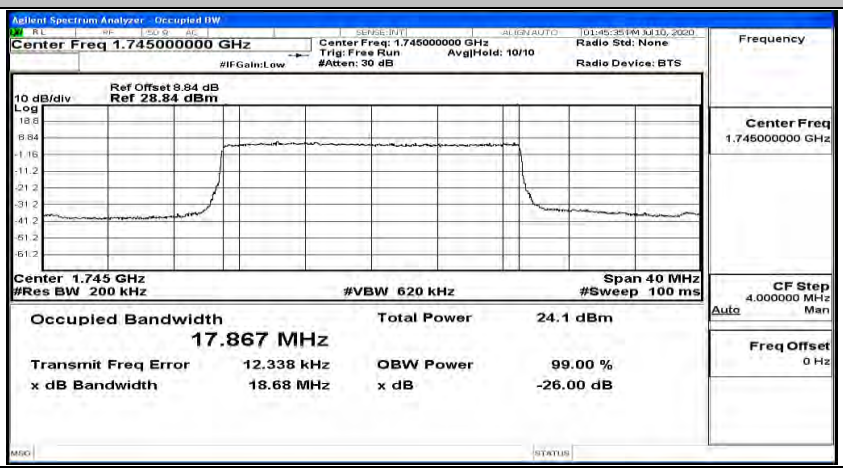

EBW & OBW Test Graph(s) (Channel Bandwidth:20 MHz)_LCH_16QAM

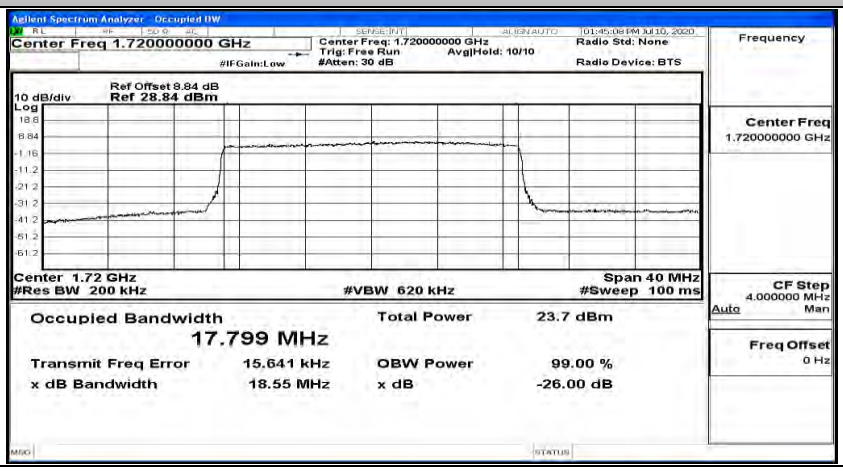

EBW & OBW Test Graph(s) (Channel Bandwidth:20 MHz)_MCH_16QAM

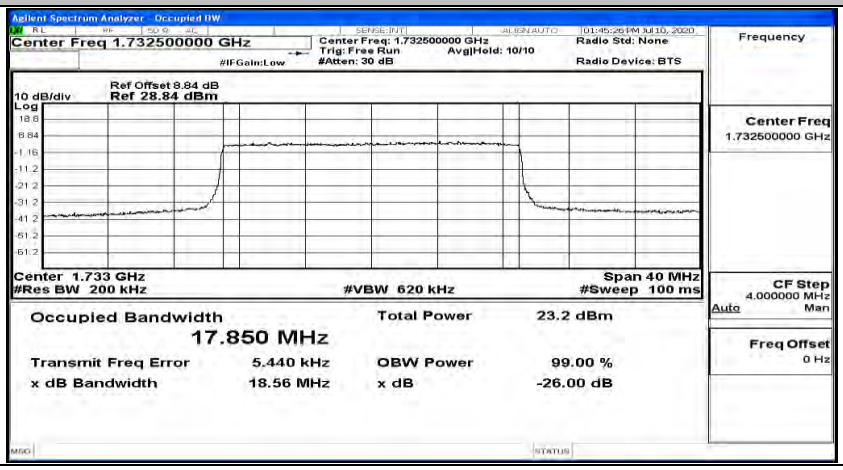

EBW & OBW Test Graph(s) (Channel Bandwidth:20 MHz)_HCH_16QAM

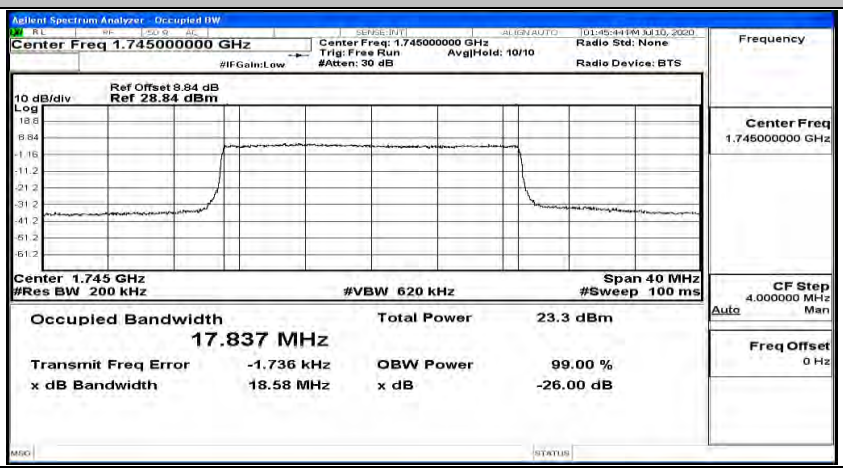

C.4 Band Edge

Band Edge Test Graph(s) (Channel Bandwidth: 1.4 MHz)_LCH_QPSK

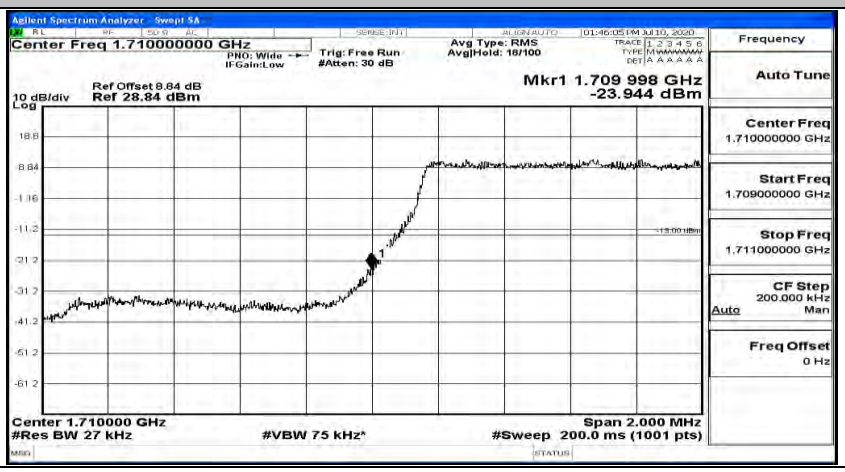

Band Edge Test Graph(s) (Channel Bandwidth: 1.4 MHz)_HCH_QPSK

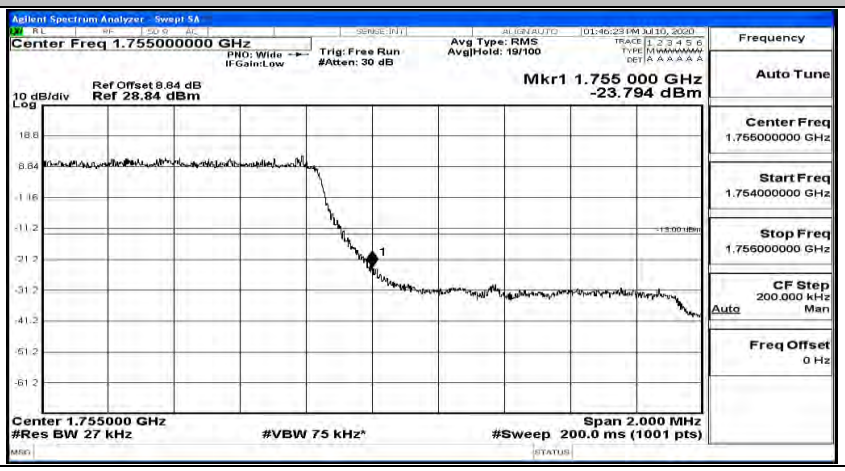

Band Edge Test Graph(s) (Channel Bandwidth: 1.4 MHz)_LCH_16QAM

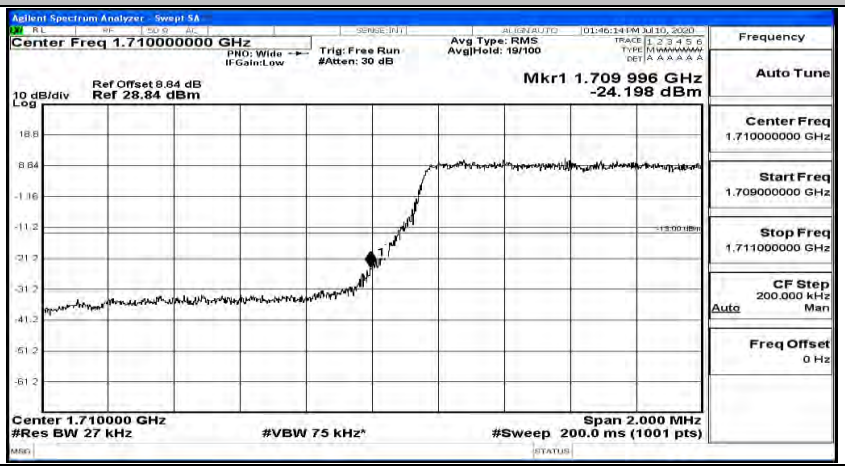

Band Edge Test Graph(s) (Channel Bandwidth: 1.4 MHz)_HCH_16QAM

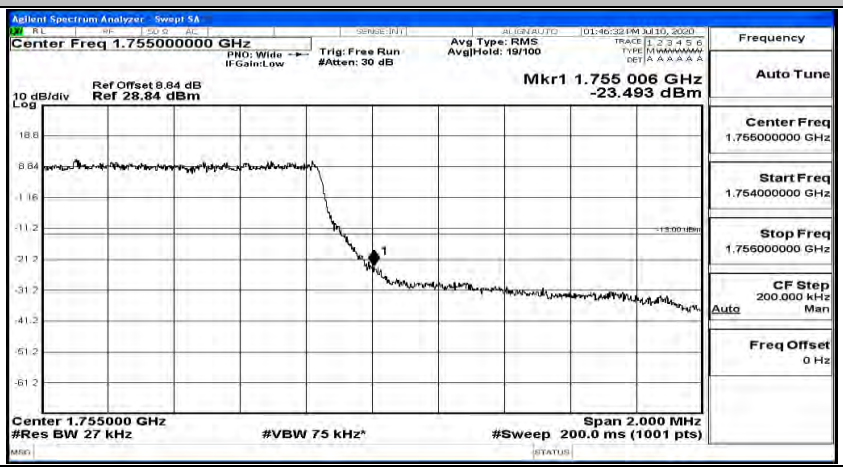

Band Edge Test Graph(s) (Channel Bandwidth: 3 MHz)_LCH_QPSK

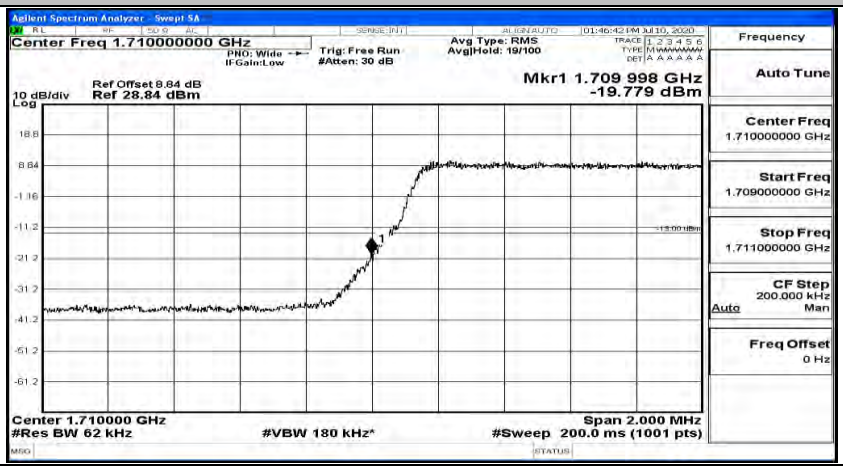

Band Edge Test Graph(s) (Channel Bandwidth: 3 MHz)_HCH_QPSK

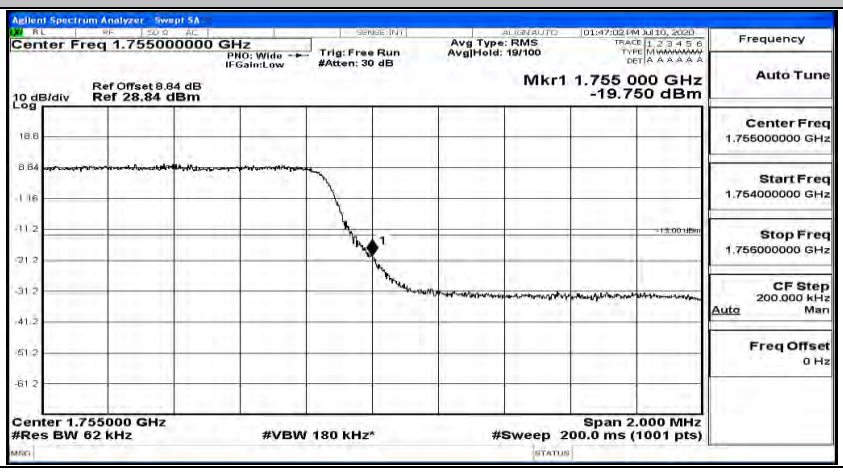

Band Edge Test Graph(s) (Channel Bandwidth: 3 MHz)_LCH_16QAM

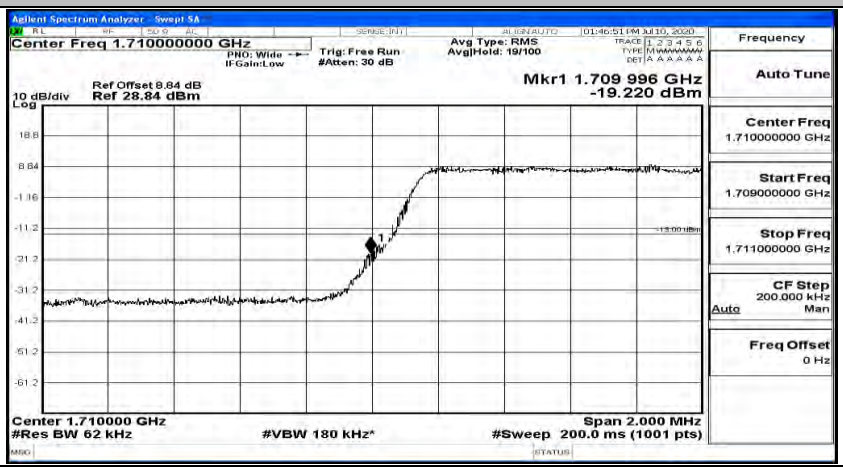

Band Edge Test Graph(s) (Channel Bandwidth: 3 MHz)_HCH_16QAM

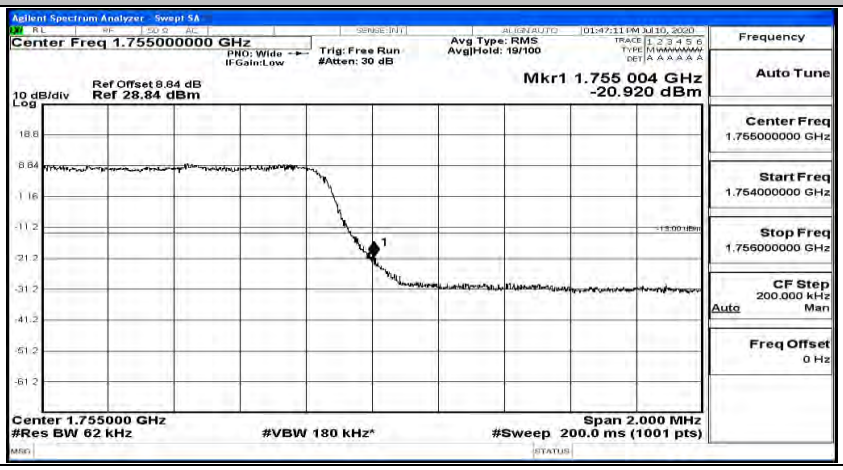

Band Edge Test Graph(s) (Channel Bandwidth: 5 MHz)_LCH_QPSK

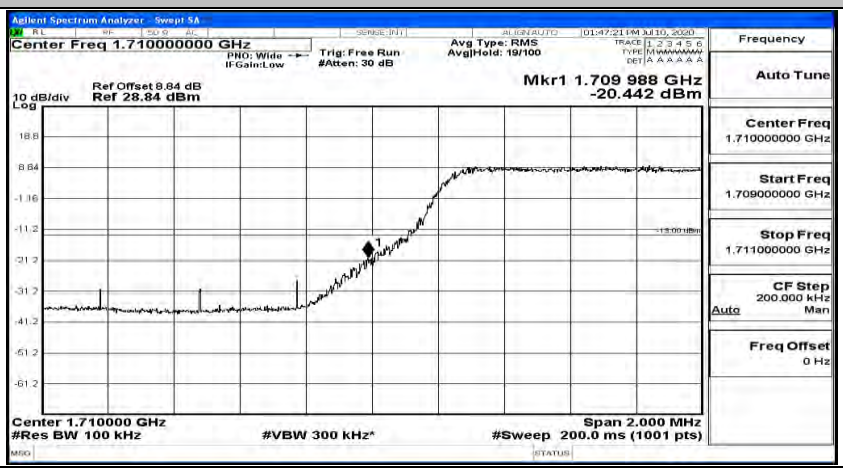

Band Edge Test Graph(s) (Channel Bandwidth: 5 MHz)_HCH_QPSK

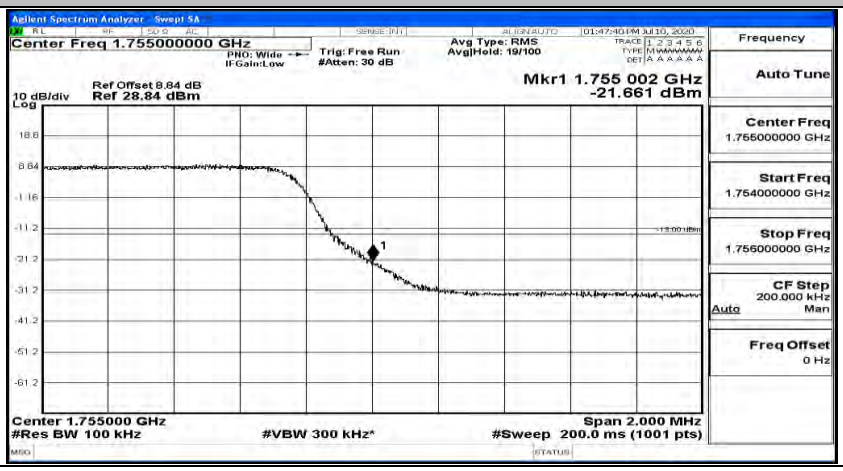

Band Edge Test Graph(s) (Channel Bandwidth: 5 MHz)_LCH_16QAM

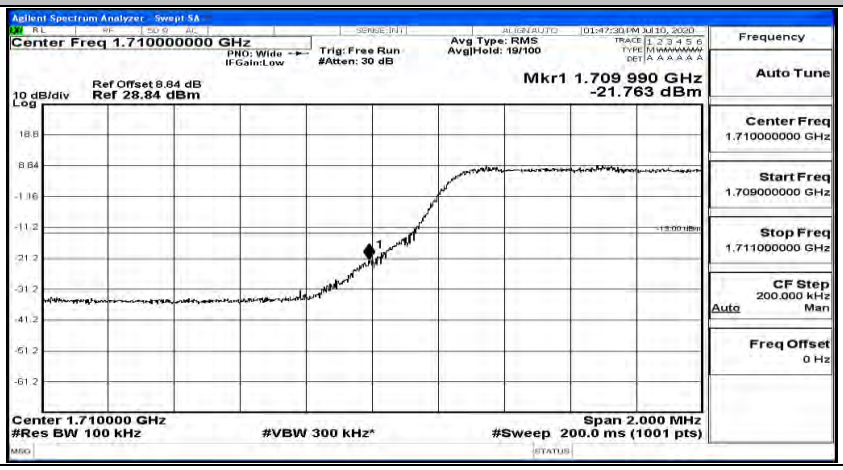

Band Edge Test Graph(s) (Channel Bandwidth: 5 MHz)_HCH_16QAM

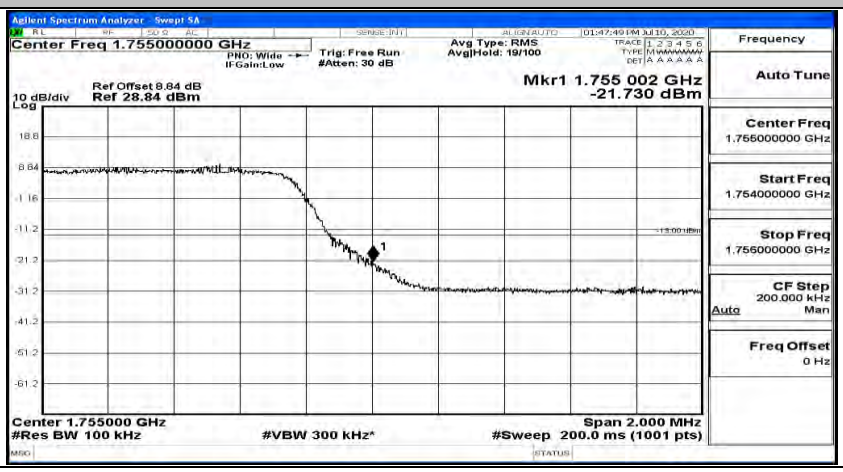

Band Edge Test Graph(s) (Channel Bandwidth: 10 MHz)_LCH_QPSK

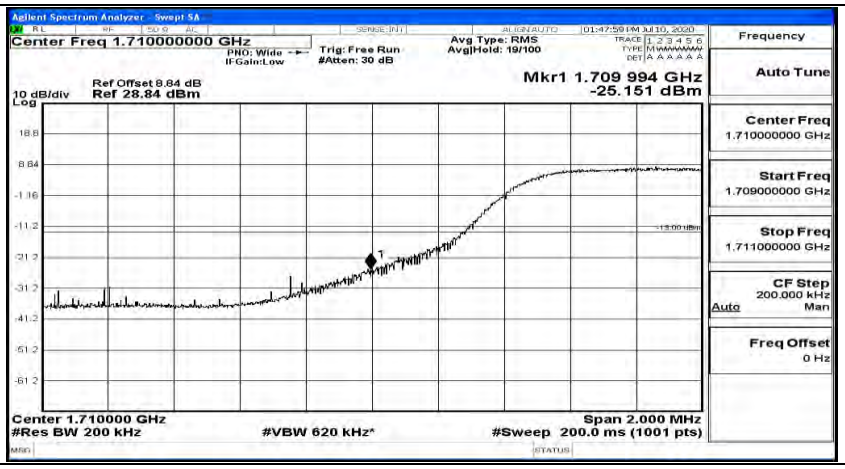
Agilent Spectrum Analyzer - Swept SA
Center Freq 1.710000000 GHz
PNO: Wide
IFGain:Low
Trig: Free Run
#Atten: 30 dB
Avg Type: RMS
Avg|Hold: 19/100
01:47:59 PM Jul 10, 2020
Ref Offset 9.84 dB
10 dB/div Ref 28.84 dBm
Log
Mkr1 1.709 994 GHz
-25.151 dBm
Center 1.710000 GHz
#Res BW 200 kHz
#VBW 620 kHz*
Span 2.000 MHz
#Sweep 200.0 ms (1001 pts)
Frequency
Auto Tune
Center Freq
1.710000000 GHz
Start Freq
1.709000000 GHz
Stop Freq
1.711000000 GHz
CF Step
200.000 kHz
Auto Man
Freq Offset
0 Hz

Band Edge Test Graph(s) (Channel Bandwidth: 10 MHz)_HCH_QPSK

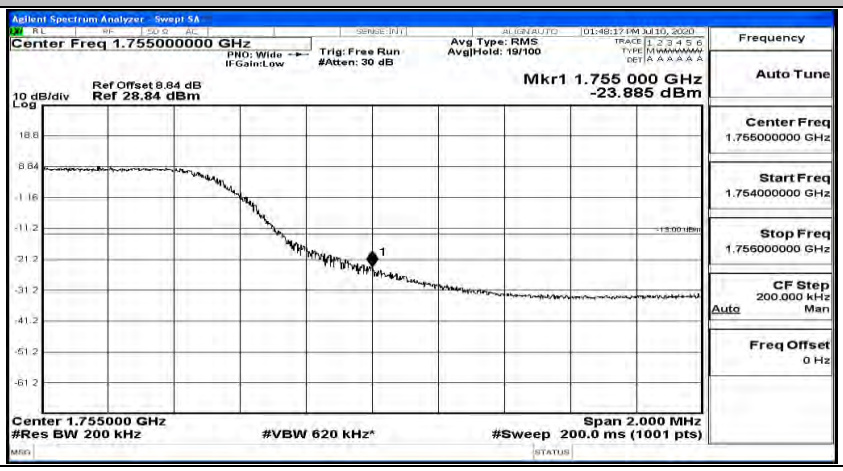

Band Edge Test Graph(s) (Channel Bandwidth: 10 MHz)_LCH_16QAM

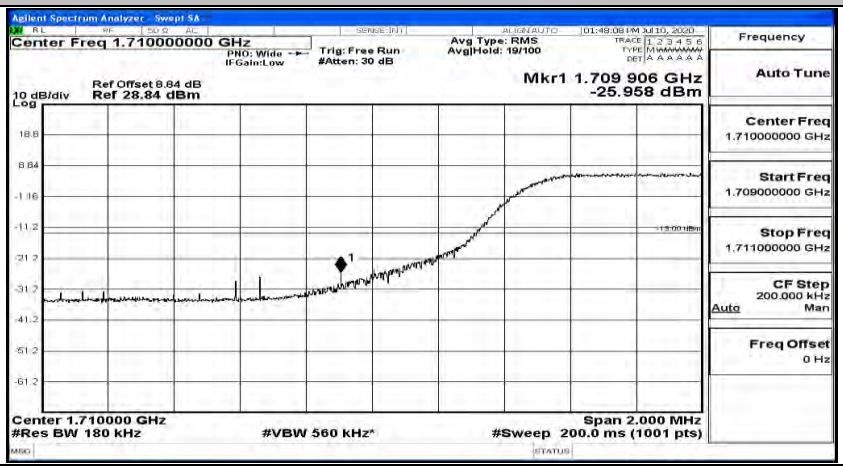

Band Edge Test Graph(s) (Channel Bandwidth: 10 MHz)_HCH_16QAM

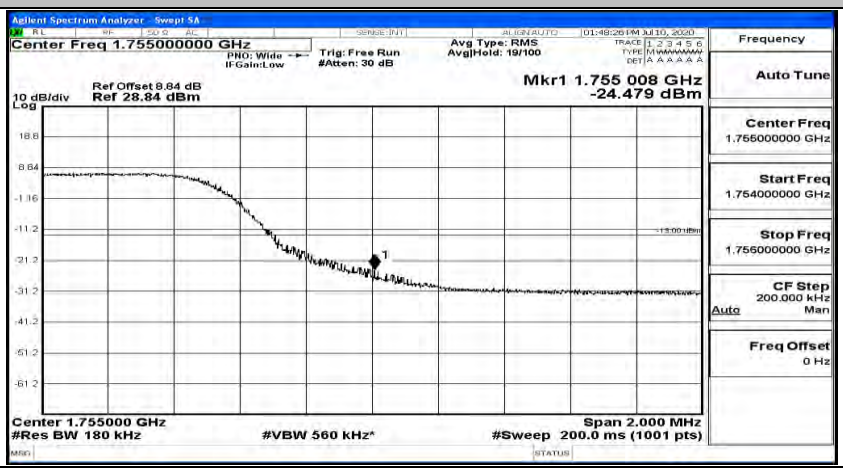

Band Edge Test Graph(s) (Channel Bandwidth:15 MHz)_LCH_QPSK

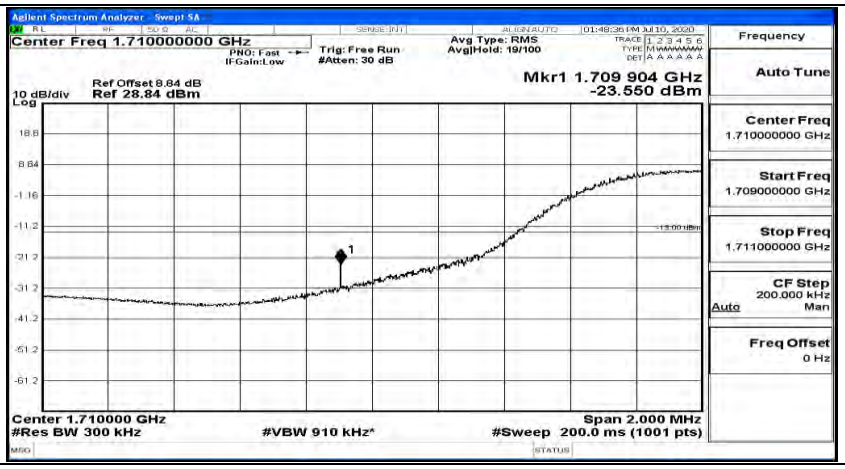
Agilent Spectrum Analyzer - Swept SA
Center Freq 1.710000000 GHz
PNO: Fast
IFGain:Low
Trig: Free Run
#Atten: 30 dB
Avg Type: RMS
Avg|Hold: 19/100
01:48:36 PM Jul 10, 2020
Mkr1 1.709 904 GHz
-23.550 dBm
Ref Offset 9.84 dB
10 dB/div Ref 28.84 dBm
Log
18.8
8.84
-1.16
-11.2
-21.2
-31.2
-41.2
-51.2
-61.2
-13.00 dBm
Center 1.710000 GHz
#Res BW 300 kHz
#VBW 910 kHz*
Span 2.000 MHz
#Sweep 200.0 ms (1001 pts)
Frequency
Auto Tune
Center Freq
1.710000000 GHz
Start Freq
1.709000000 GHz
Stop Freq
1.711000000 GHz
CF Step
200.000 kHz
Auto
Man
Freq Offset
0 Hz

Band Edge Test Graph(s) (Channel Bandwidth:15 MHz)_HCH_QPSK

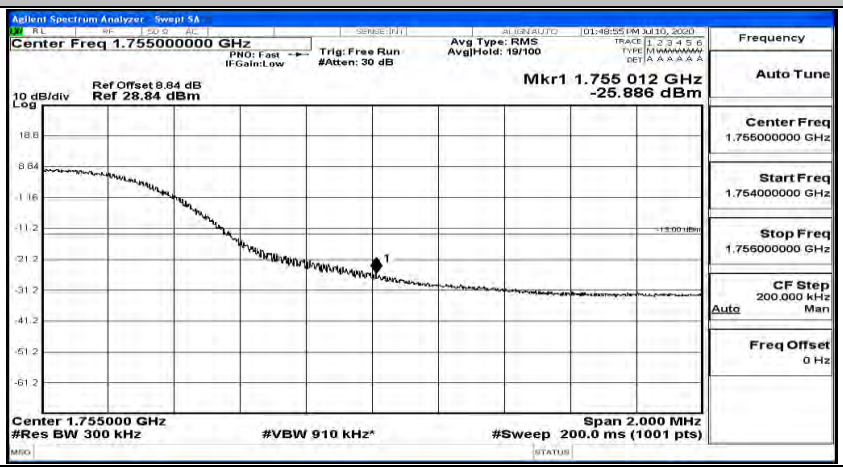

Band Edge Test Graph(s) (Channel Bandwidth:15 MHz)_LCH_16QAM

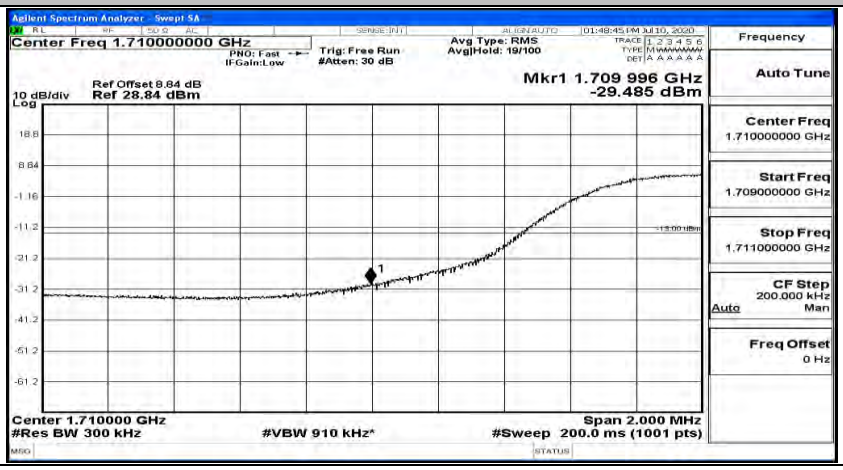

Band Edge Test Graph(s) (Channel Bandwidth:15 MHz)_HCH_16QAM

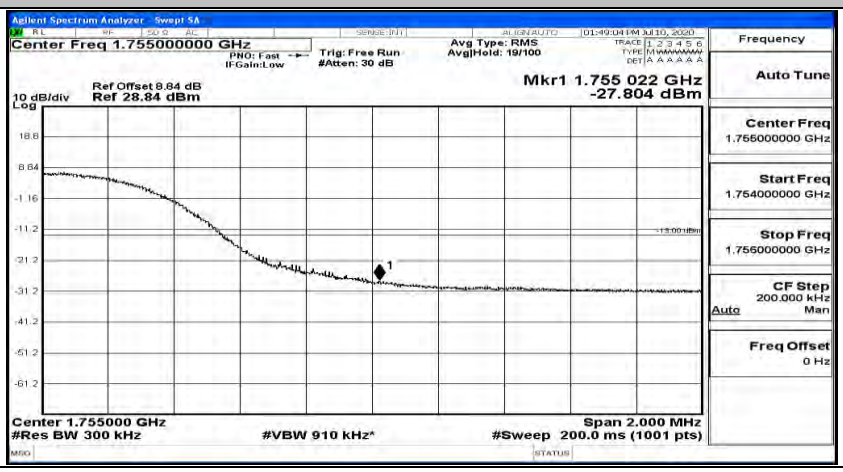

Band Edge Test Graph(s) (Channel Bandwidth:20 MHz)_LCH_QPSK

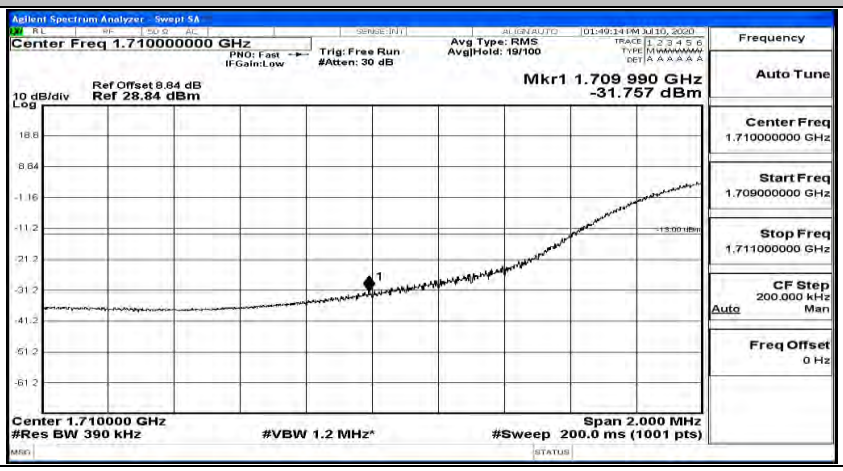

Band Edge Test Graph(s) (Channel Bandwidth:20 MHz)_HCH_QPSK

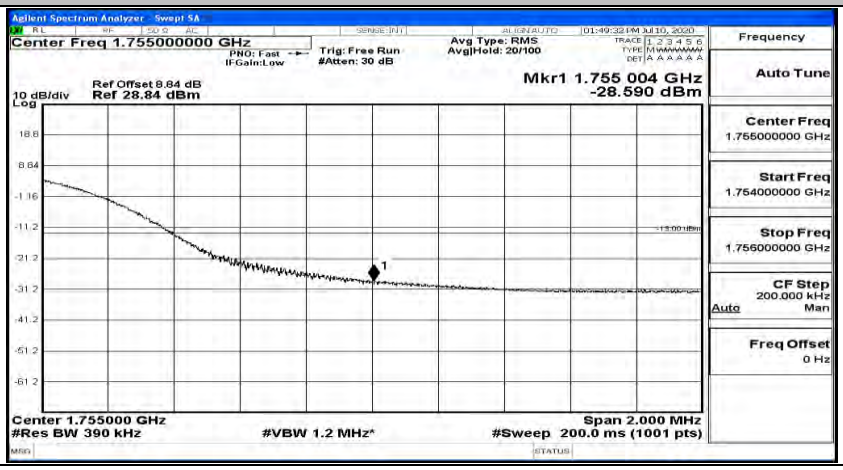

Band Edge Test Graph(s) (Channel Bandwidth:20 MHz)_LCH_16QAM

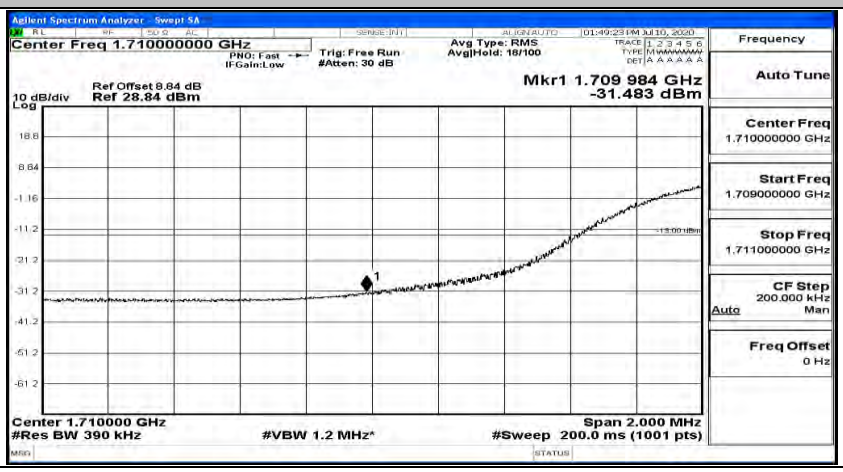

Band Edge Test Graph(s) (Channel Bandwidth:20 MHz)_HCH_16QAM

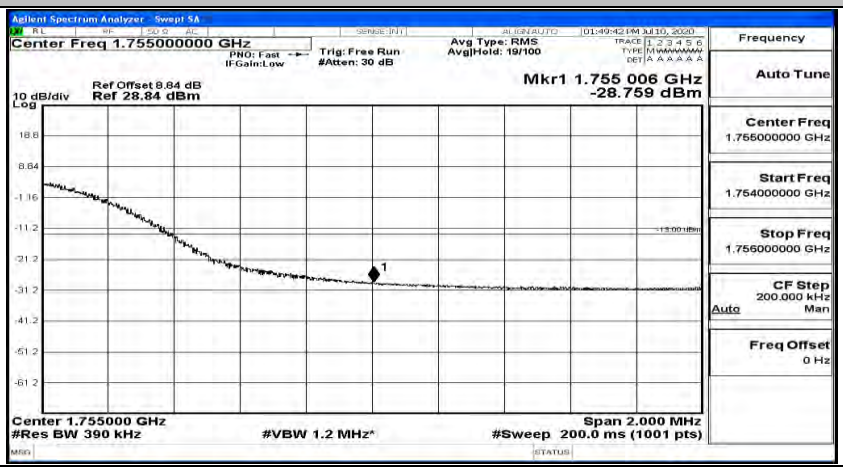

C.5 Conducted Spurious Emission

Channel Bandwidth: 1.4 MHz

(Channel Bandwidth: 1.4 MHz)_LCH_QPSK_1RB#0

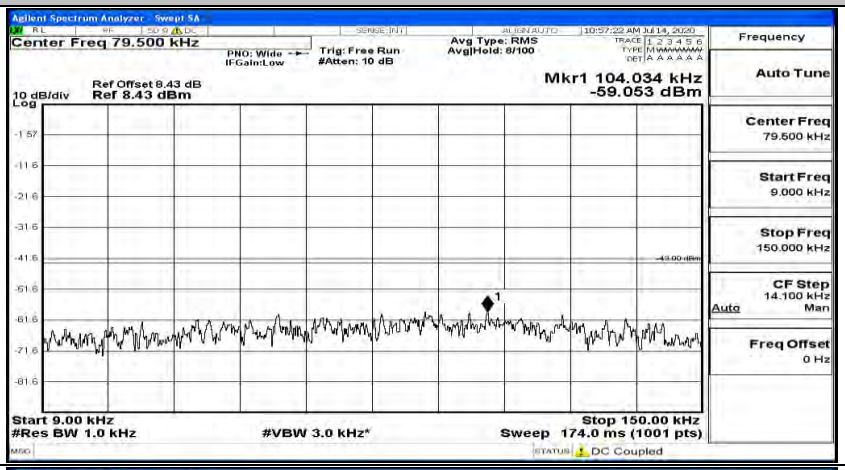

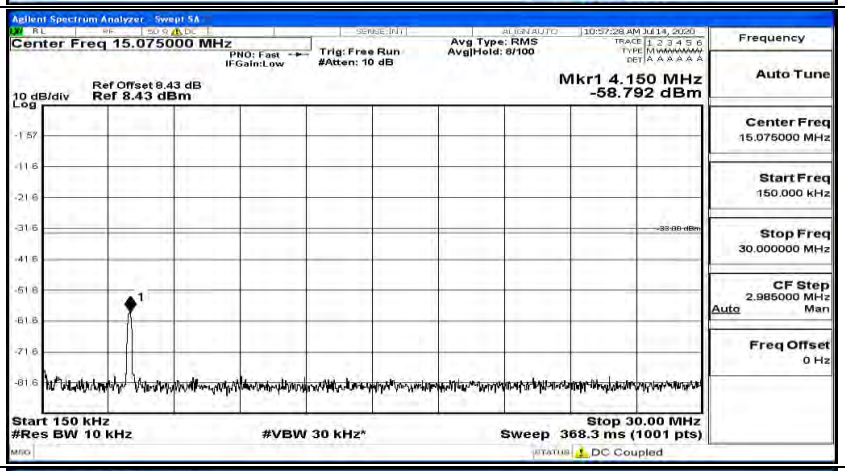

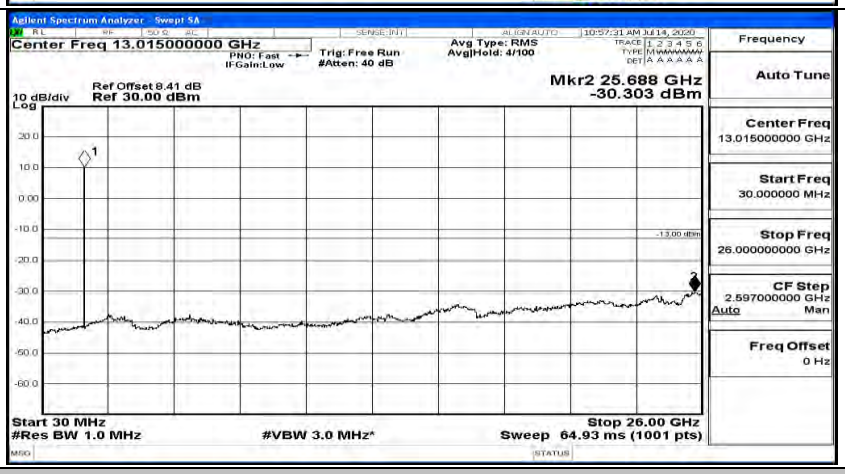

(Channel Bandwidth: 1.4 MHz)_LCH_QPSK_1RB#3

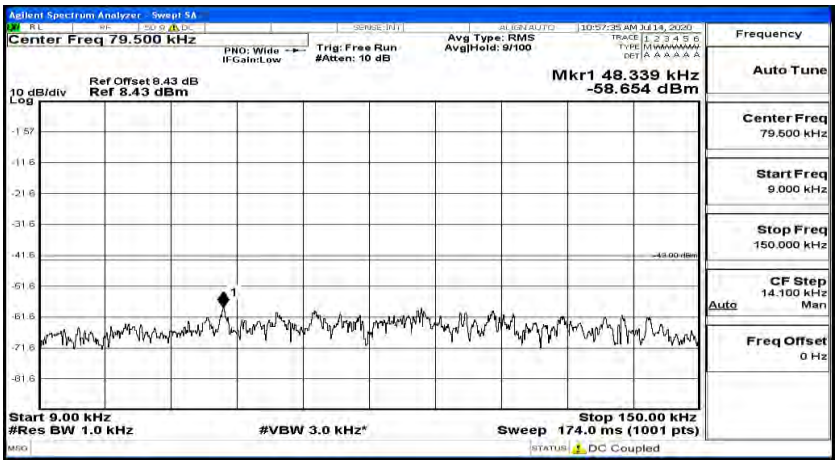

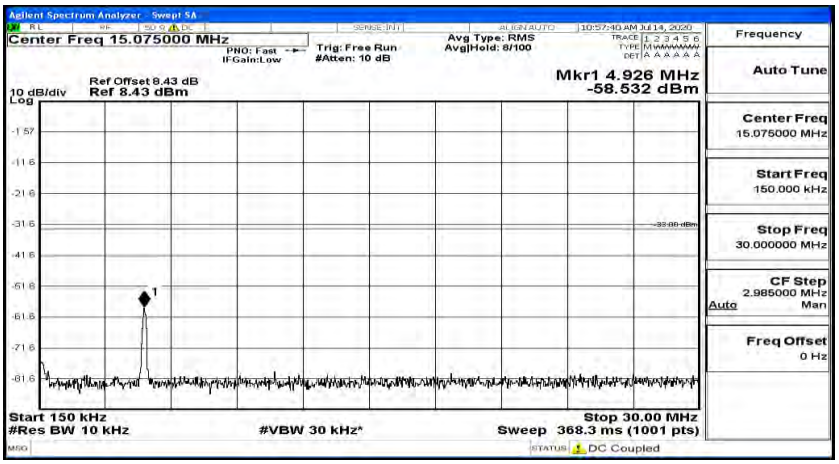

(Channel Bandwidth: 1.4 MHz)_LCH_QPSK_1RB#5

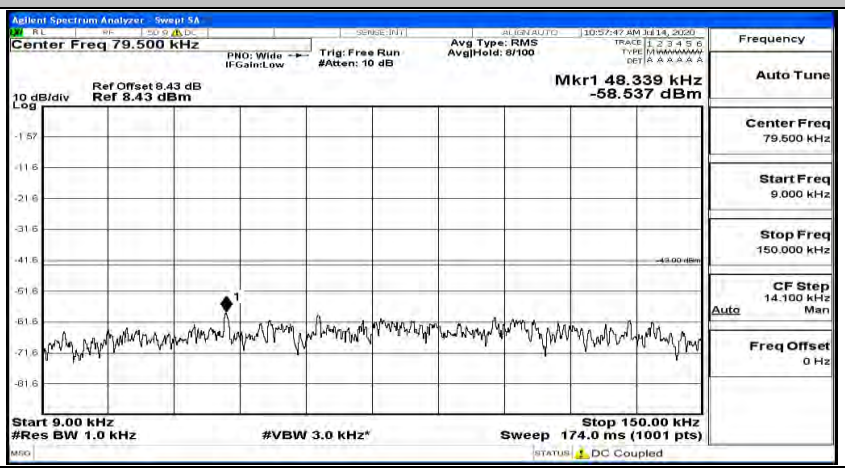

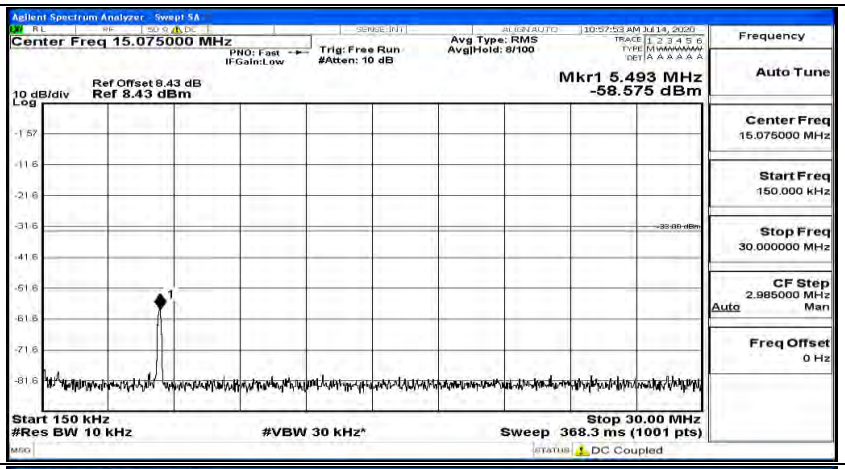

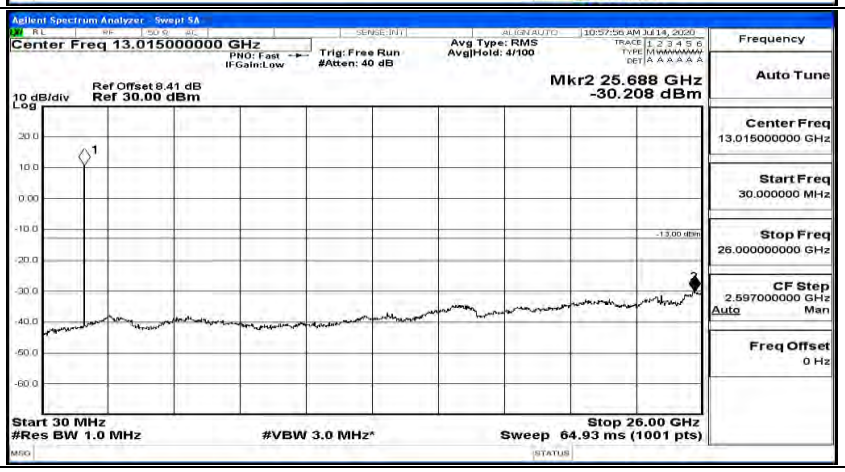

(Channel Bandwidth: 1.4 MHz)_MCH_QPSK_1RB#0

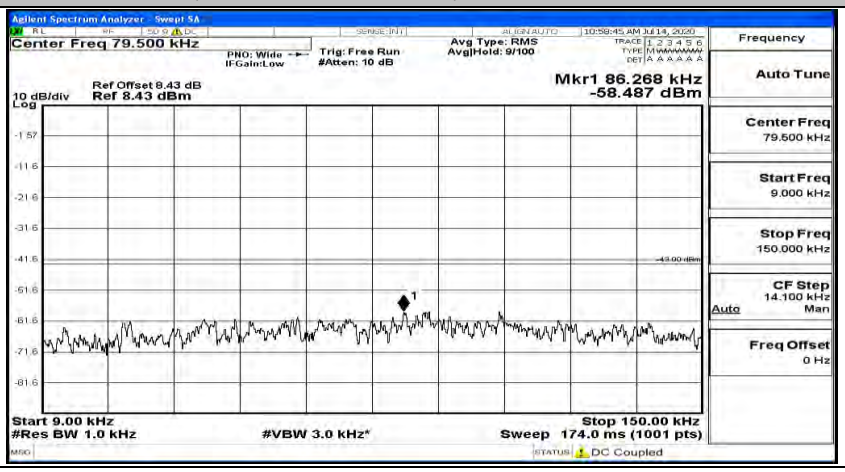

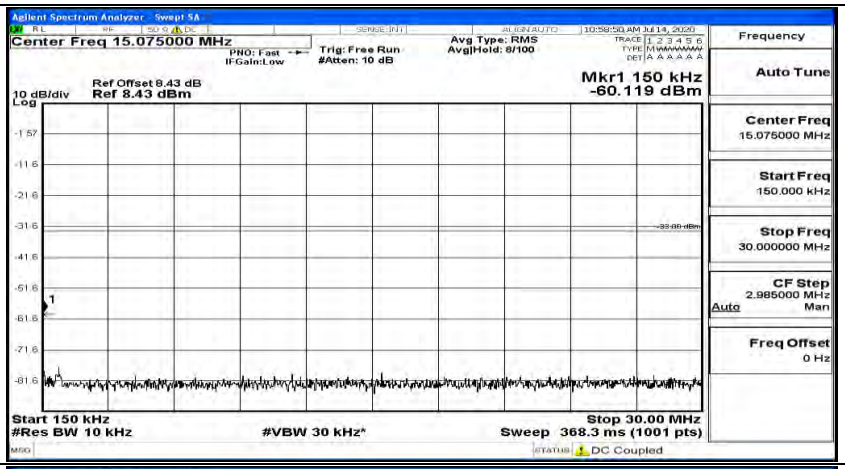

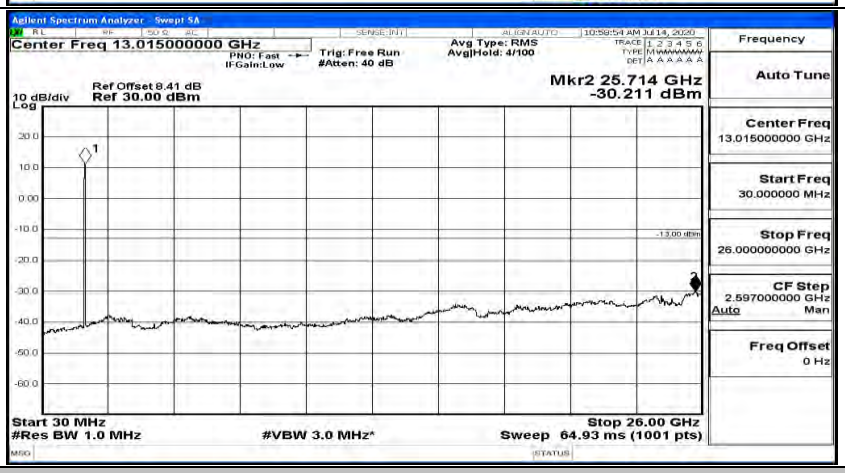

(Channel Bandwidth: 1.4 MHz)_MCH_QPSK_1RB#3

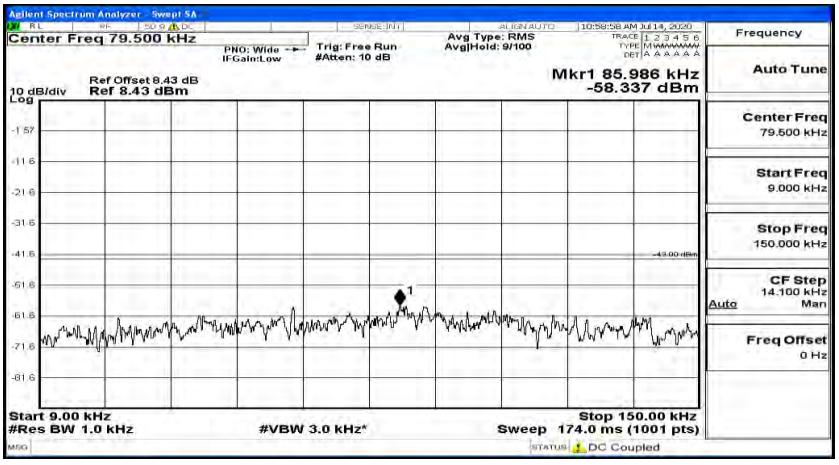

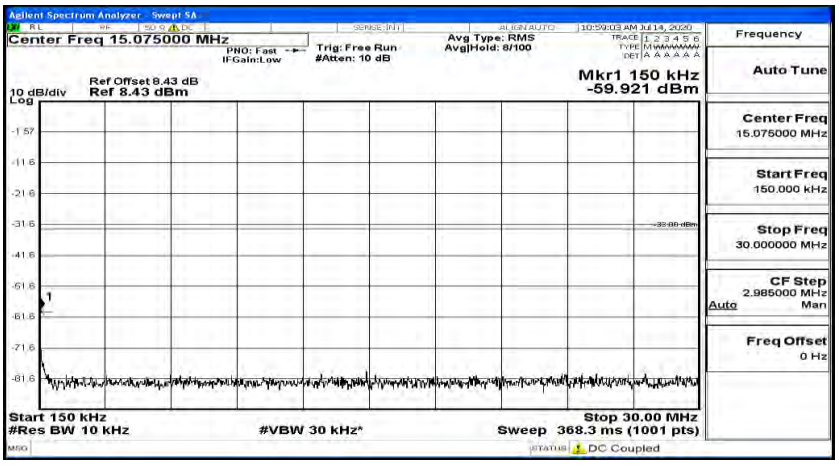

(Channel Bandwidth: 1.4 MHz)_MCH_QPSK_1RB#5

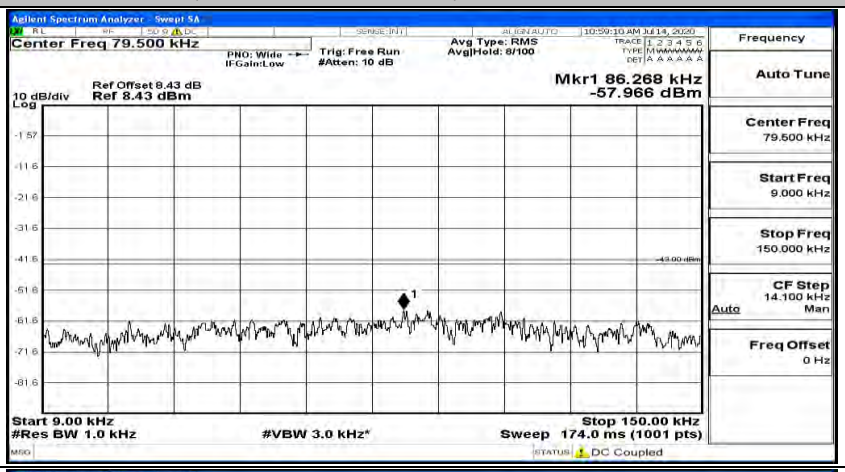

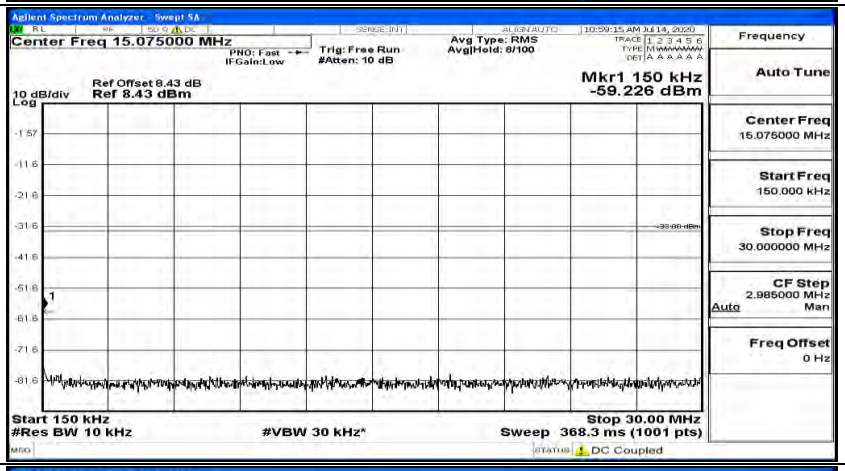

(Channel Bandwidth: 1.4 MHz)_HCH_QPSK_1RB#0

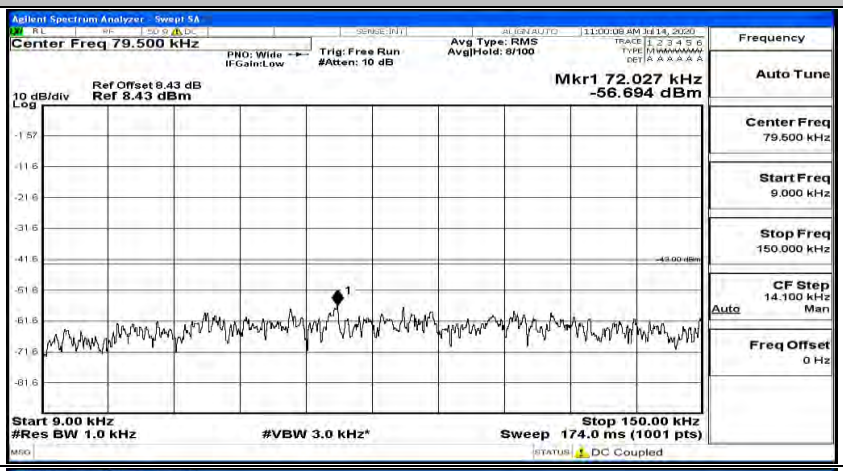

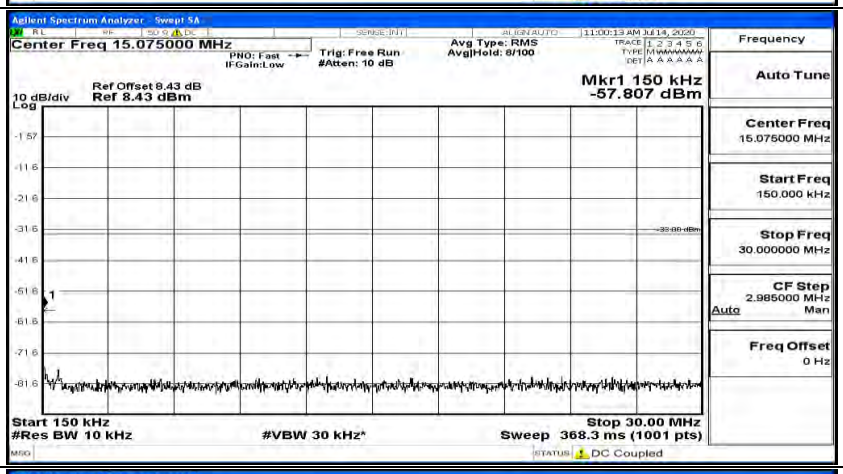

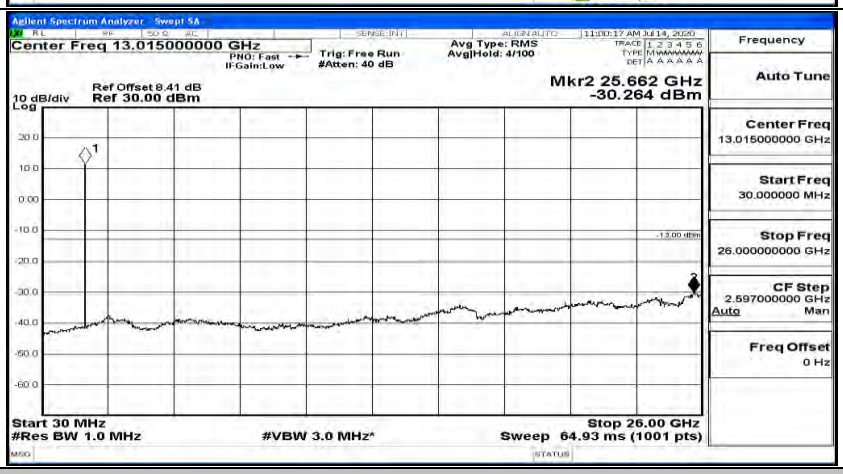

(Channel Bandwidth: 1.4 MHz)_HCH_QPSK_1RB#3

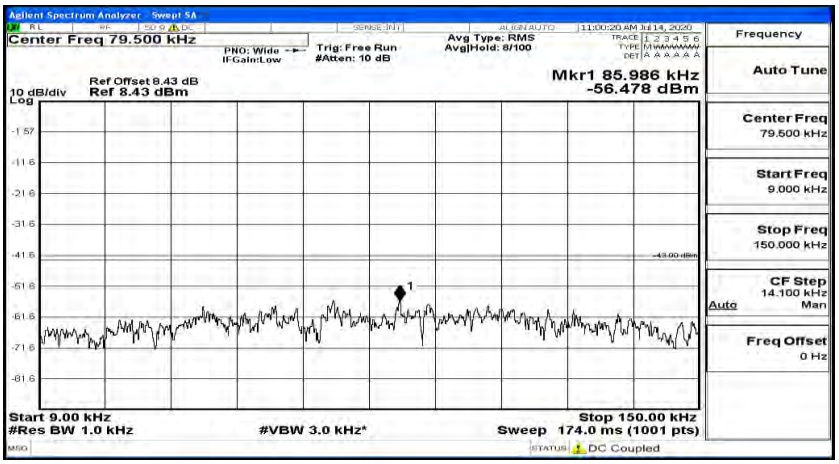

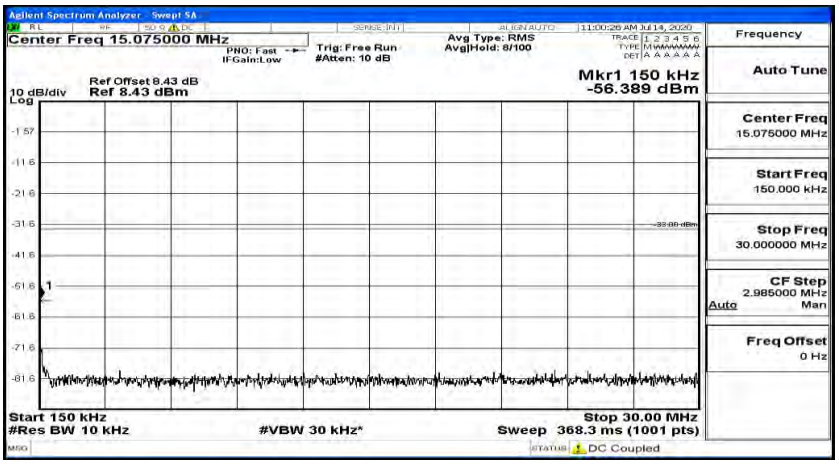

(Channel Bandwidth: 1.4 MHz)_HCH_QPSK_1RB#5

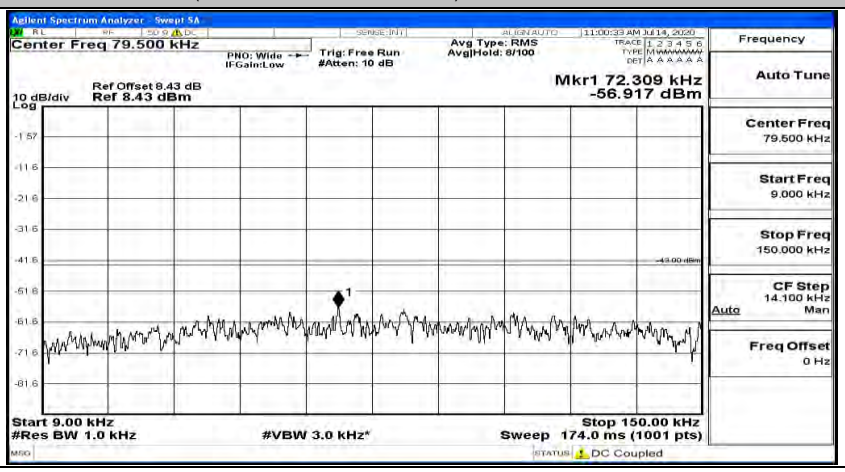

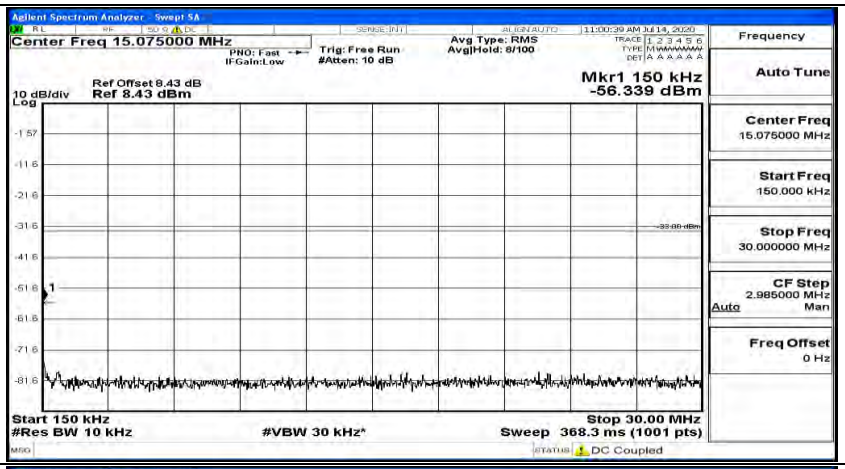

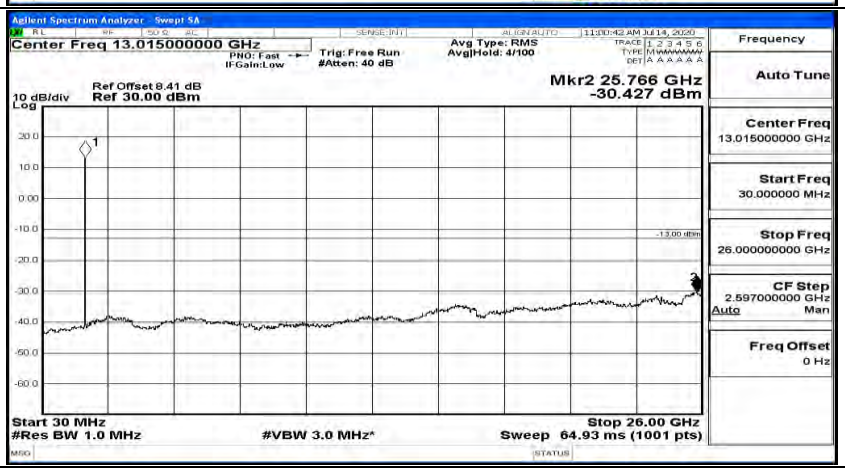

(Channel Bandwidth: 1.4 MHz)_LCH_16QAM_1RB#0

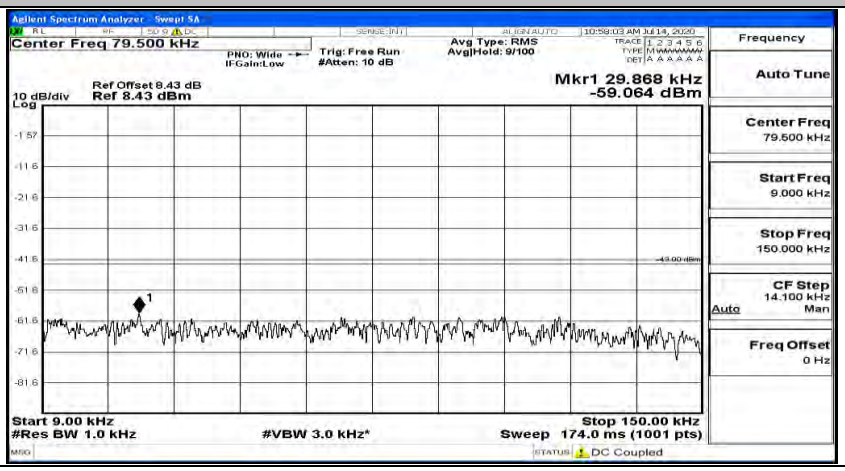

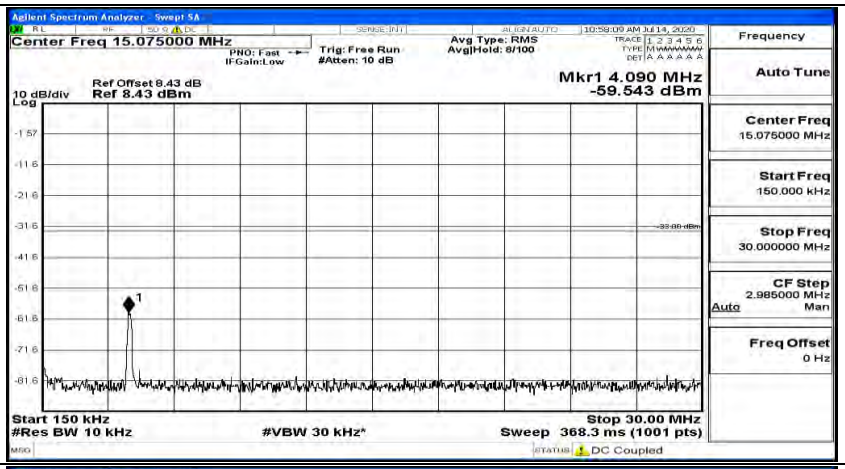

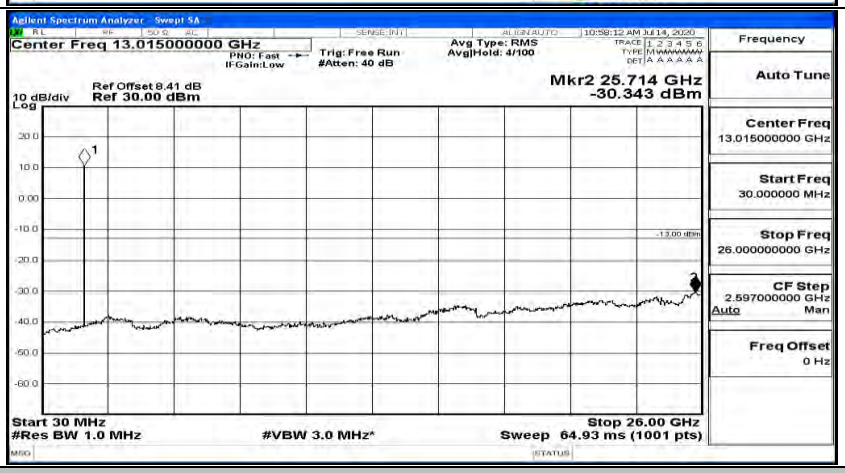

(Channel Bandwidth: 1.4 MHz)_LCH_16QAM_1RB#3

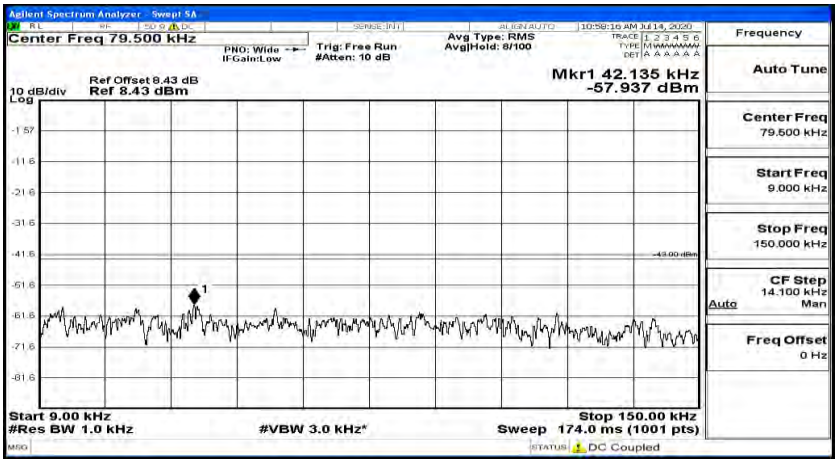

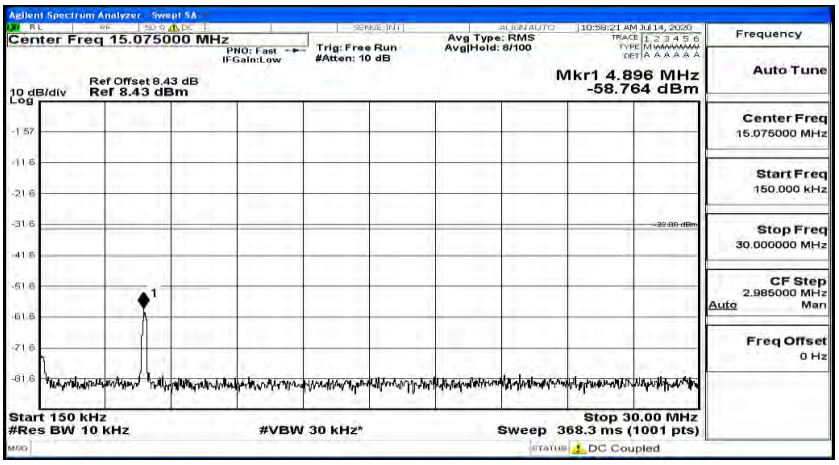

(Channel Bandwidth: 1.4 MHz)_LCH_16QAM_1RB#5

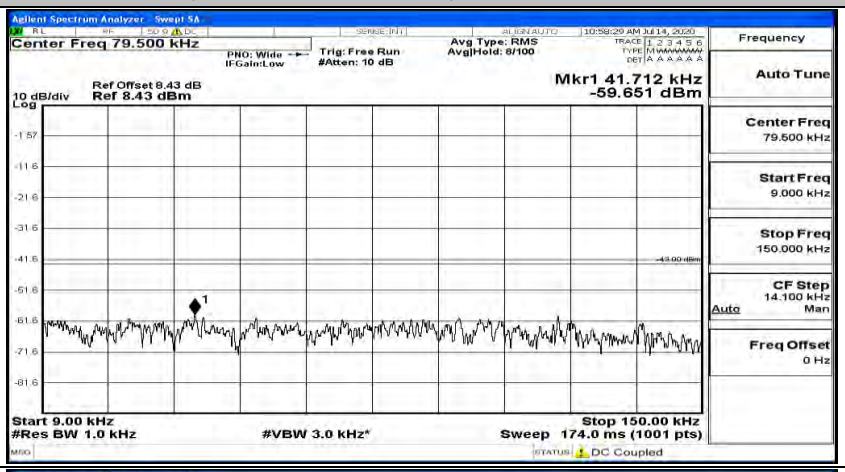

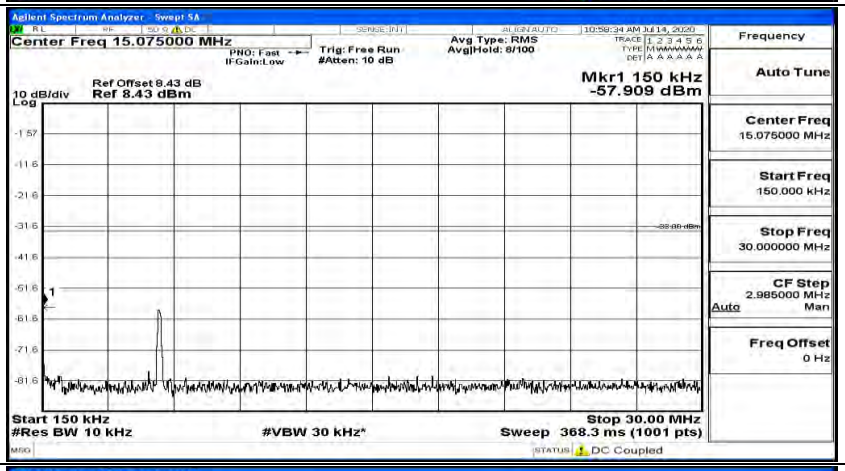

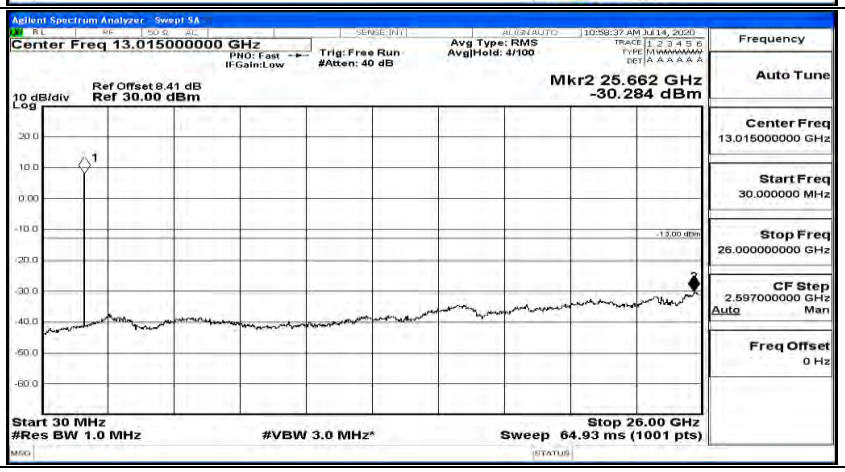

(Channel Bandwidth: 1.4 MHz)_MCH_16QAM_1RB#0

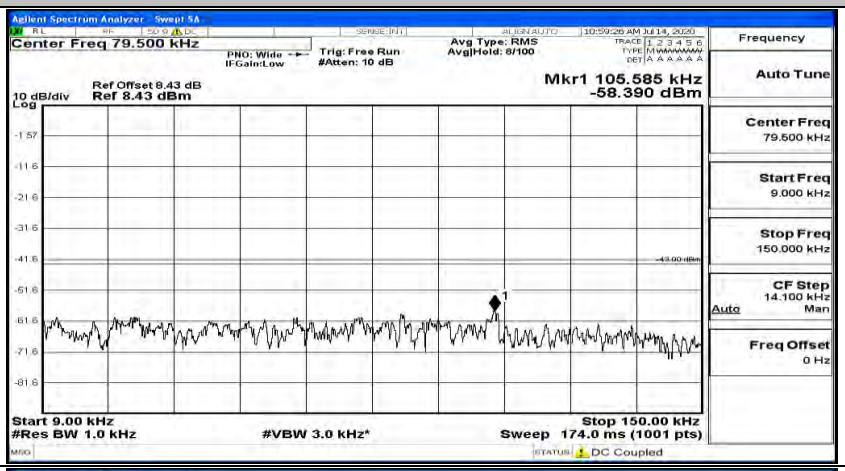

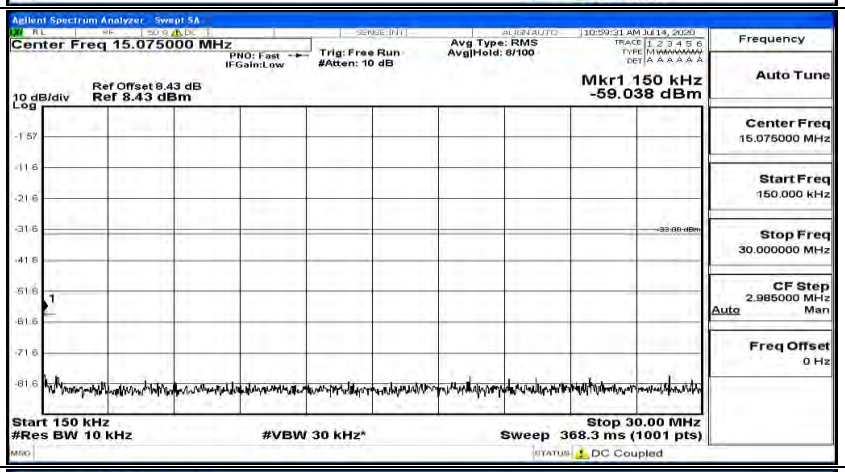

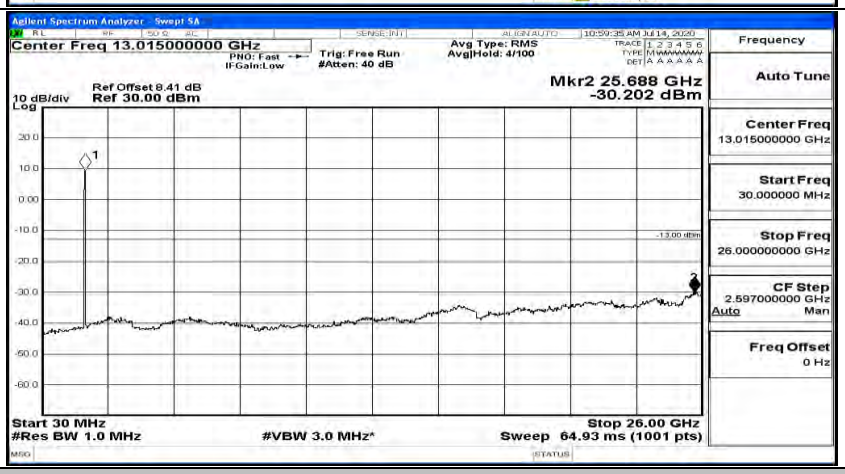

(Channel Bandwidth: 1.4 MHz)_MCH_16QAM_1RB#3

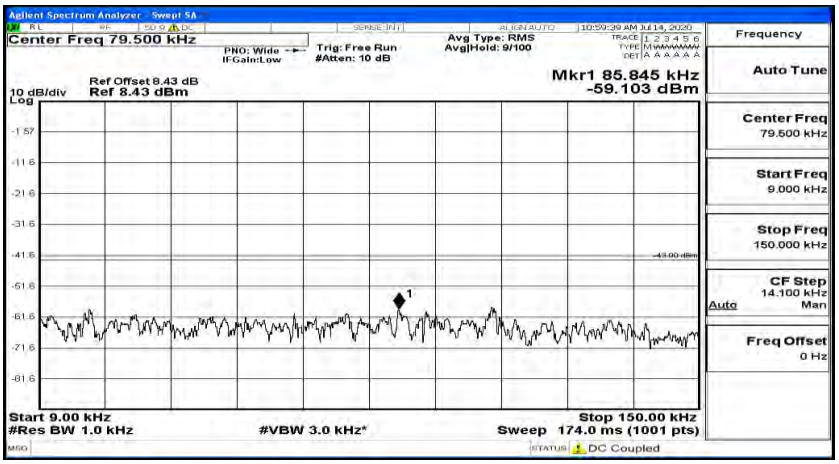

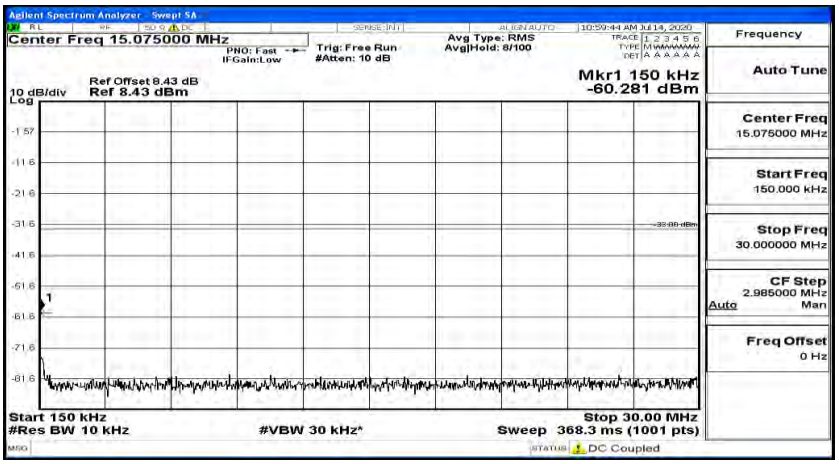

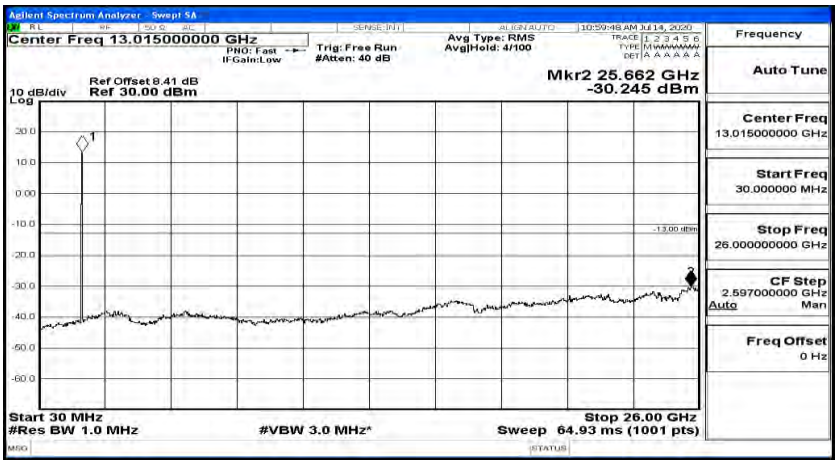

(Channel Bandwidth: 1.4 MHz)_MCH_16QAM_1RB#5

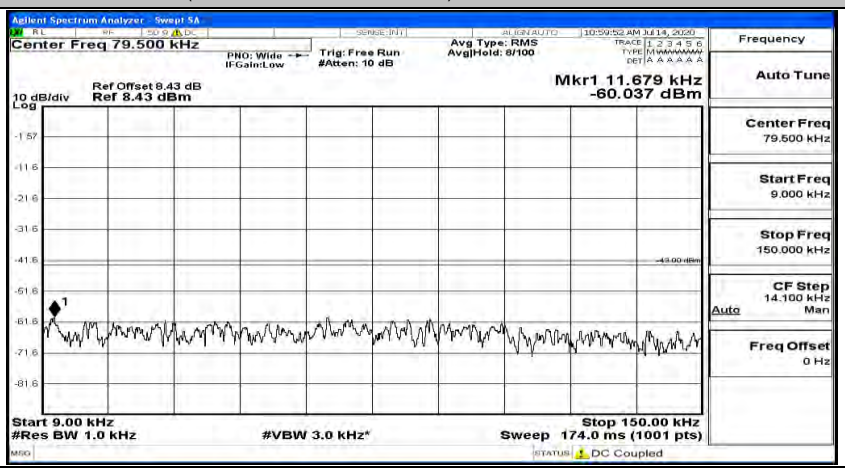

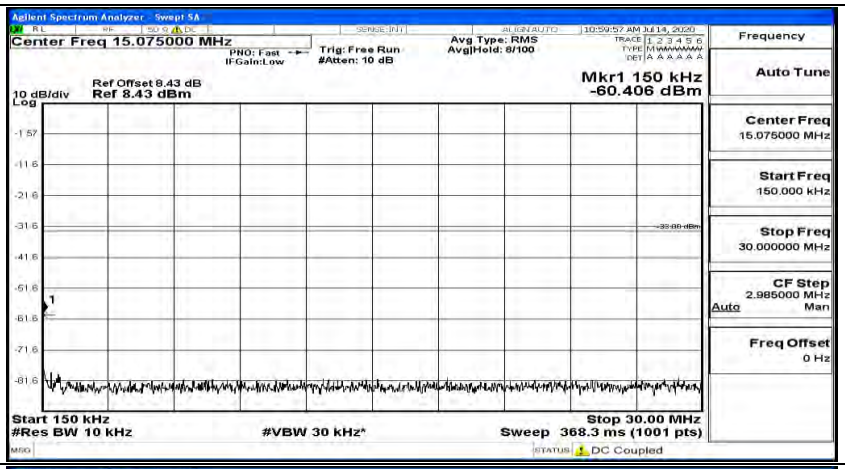

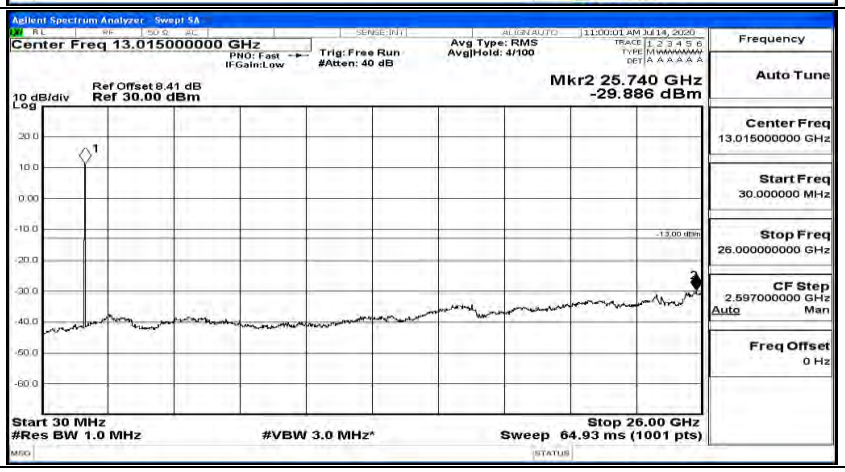

(Channel Bandwidth: 1.4 MHz)_HCH_16QAM_1RB#0

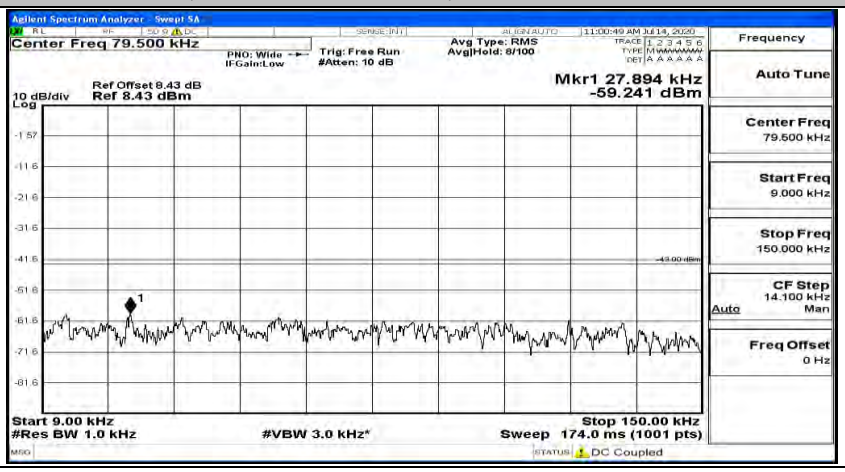

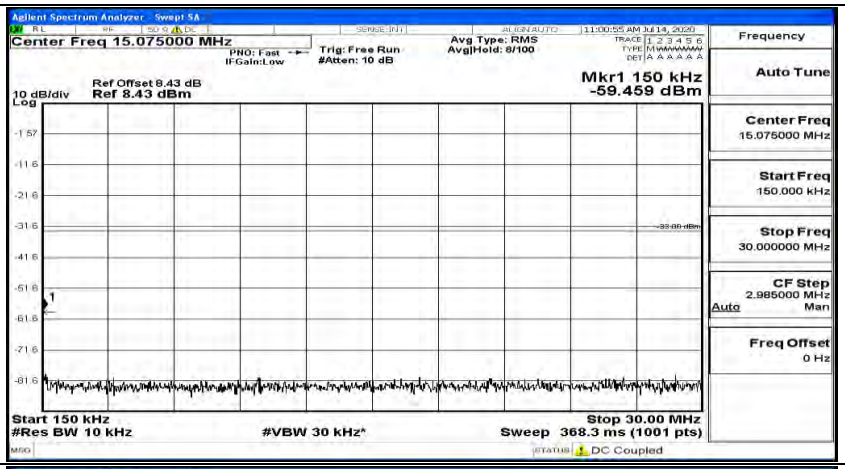

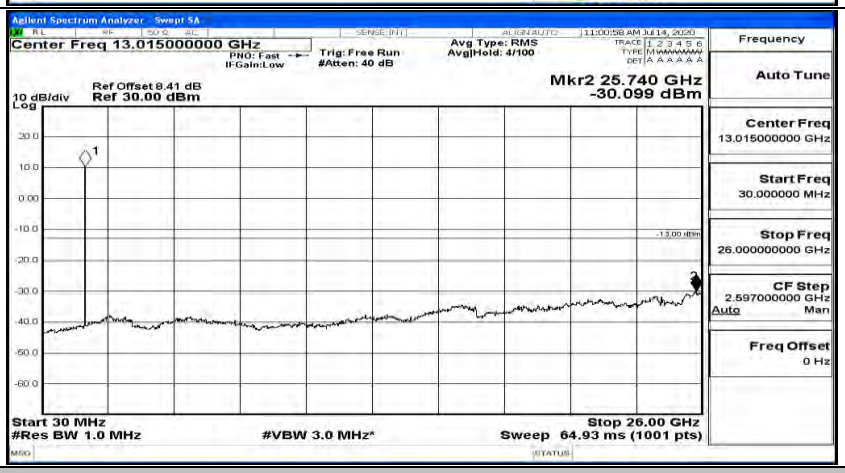

(Channel Bandwidth: 1.4 MHz)_HCH_16QAM_1RB#3

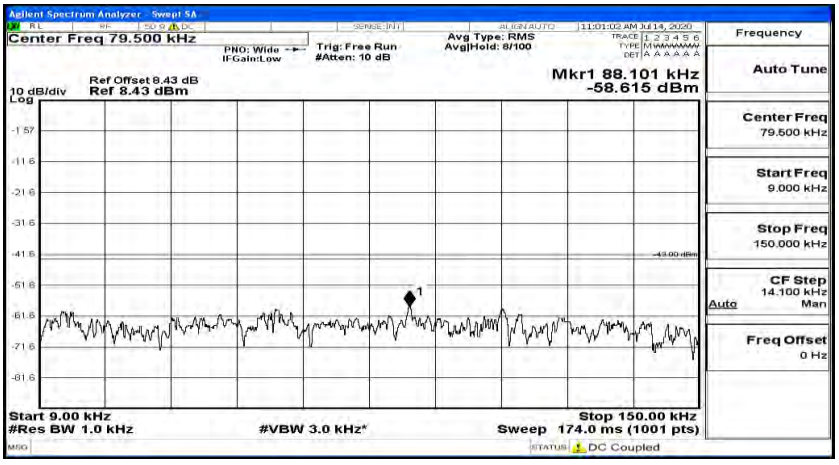

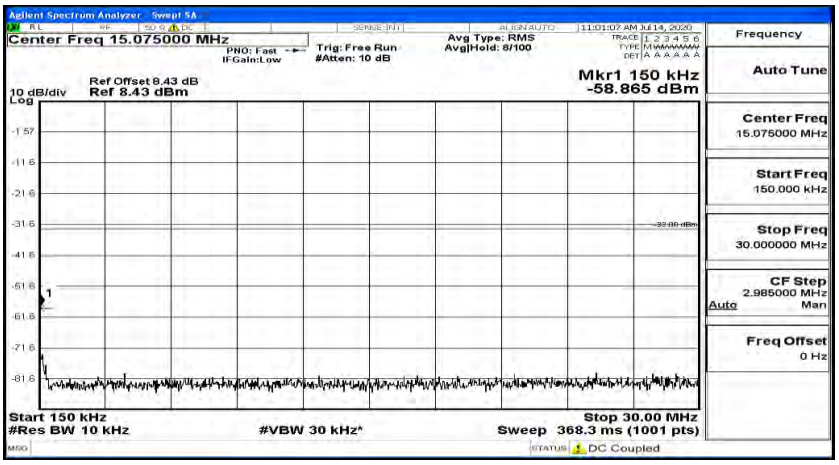

(Channel Bandwidth: 1.4 MHz)_HCH_16QAM_1RB#5

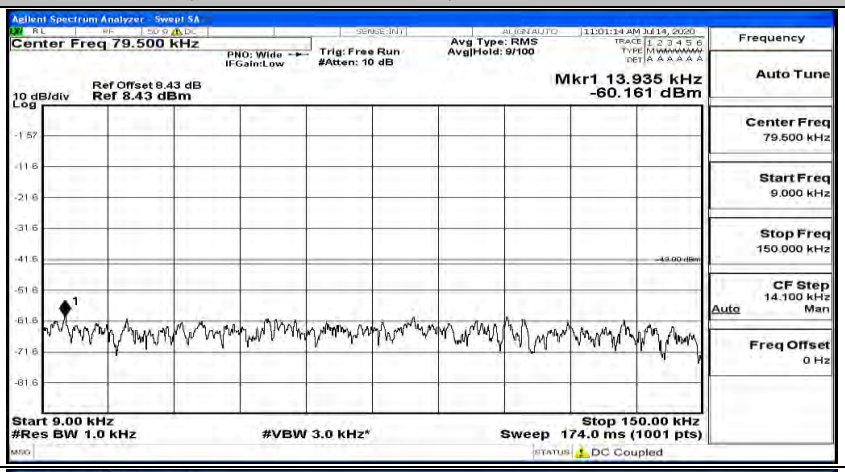

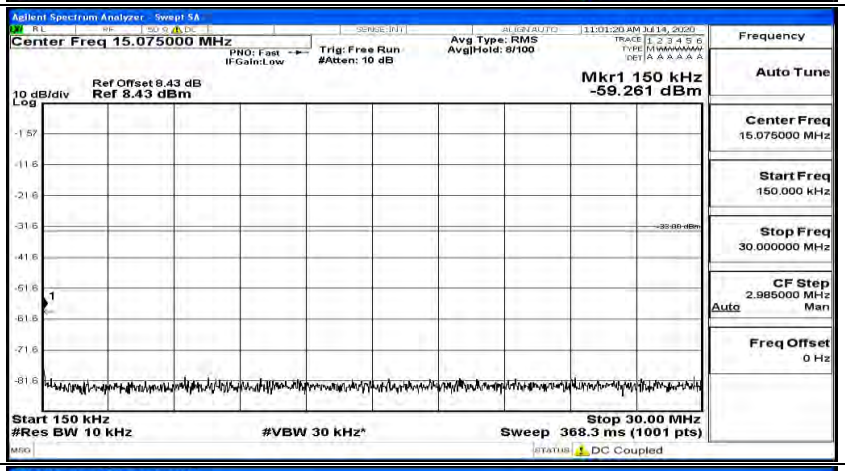

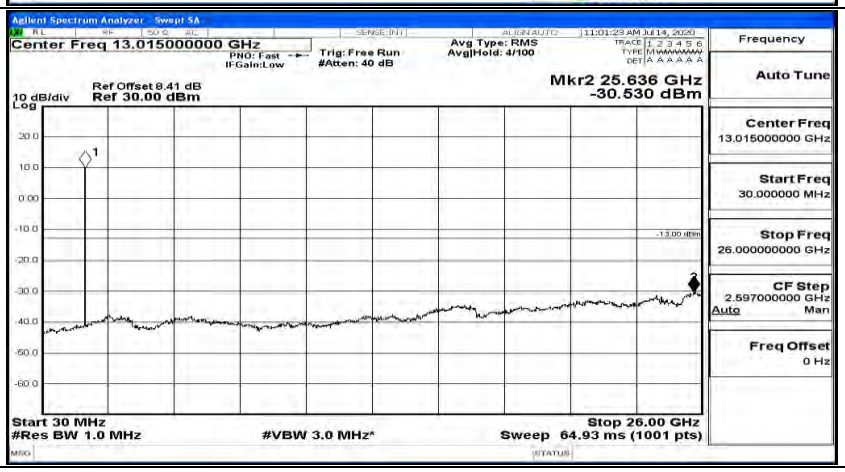

Channel Bandwidth: 3 MHz

(Channel Bandwidth: 3 MHz)_LCH_QPSK_1RB#0

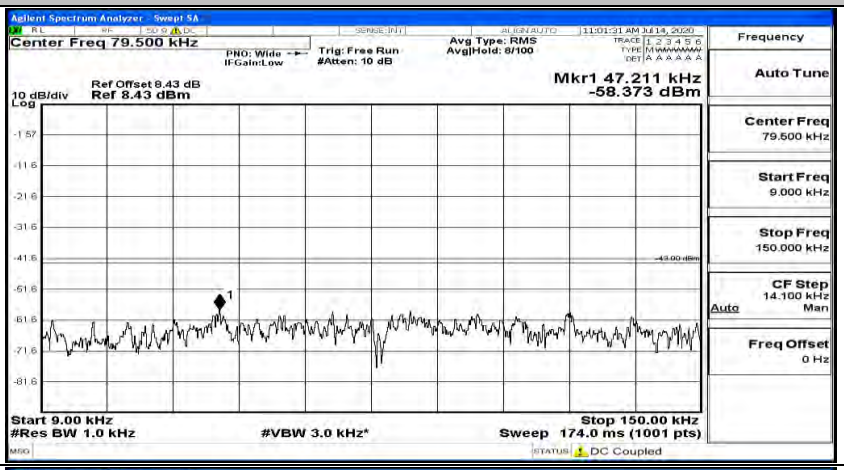

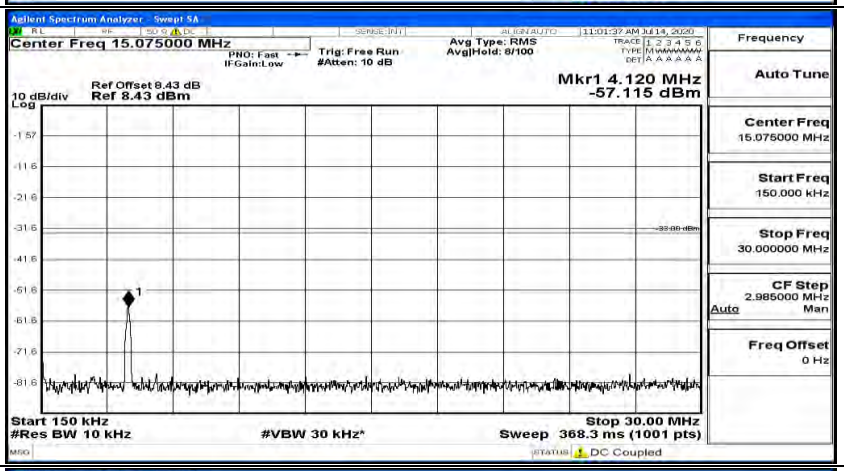

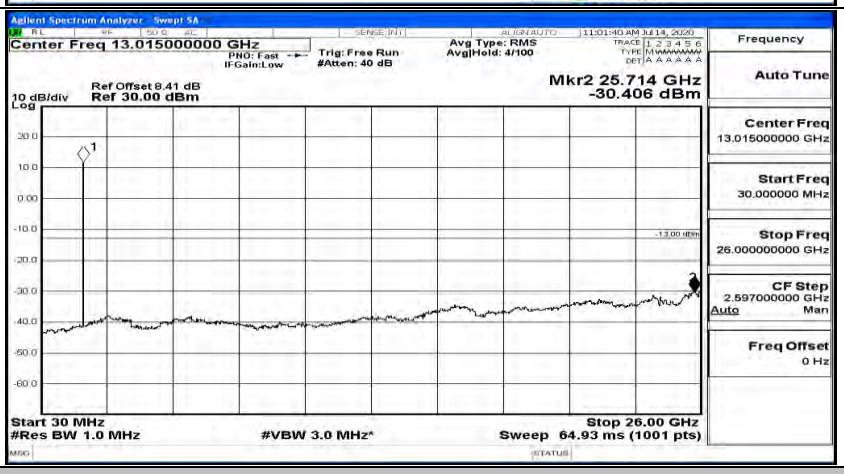

(Channel Bandwidth: 3 MHz)_LCH_QPSK_1RB#7

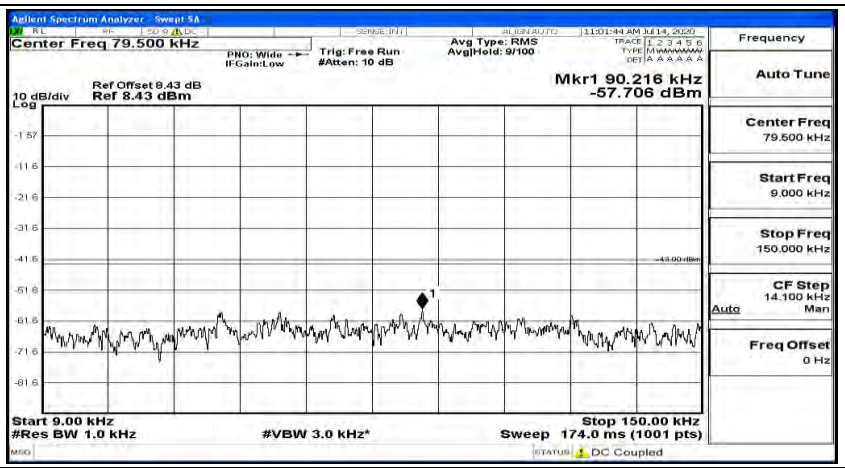

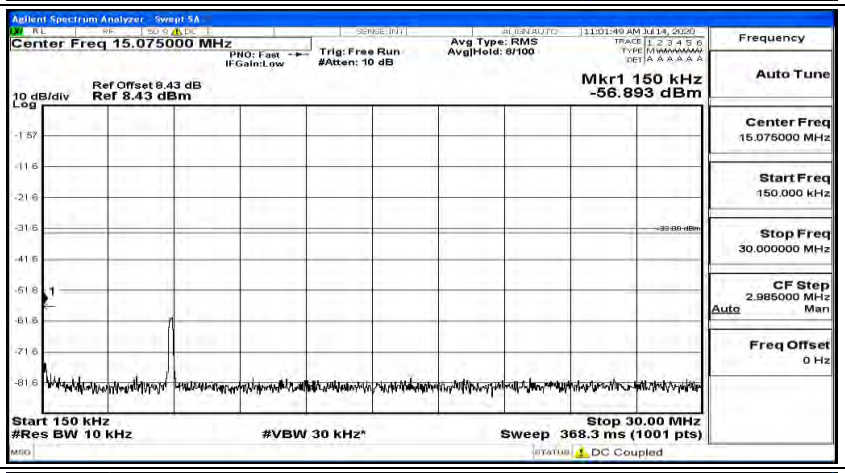

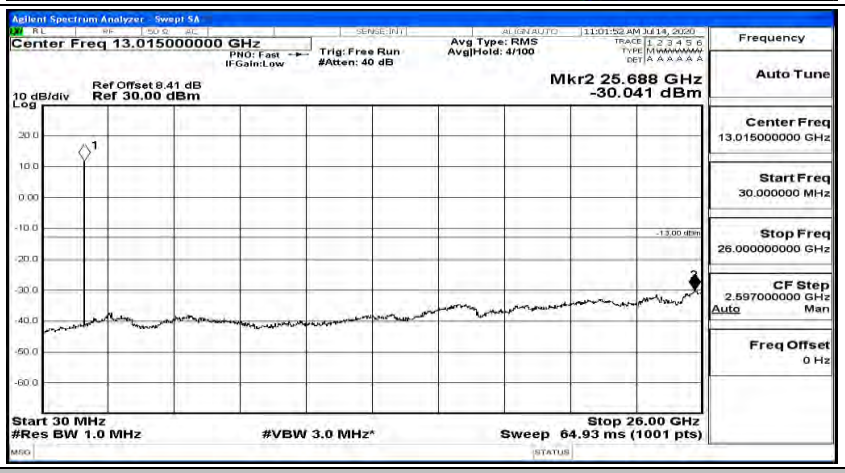

(Channel Bandwidth: 3 MHz)_LCH_QPSK_1RB#14

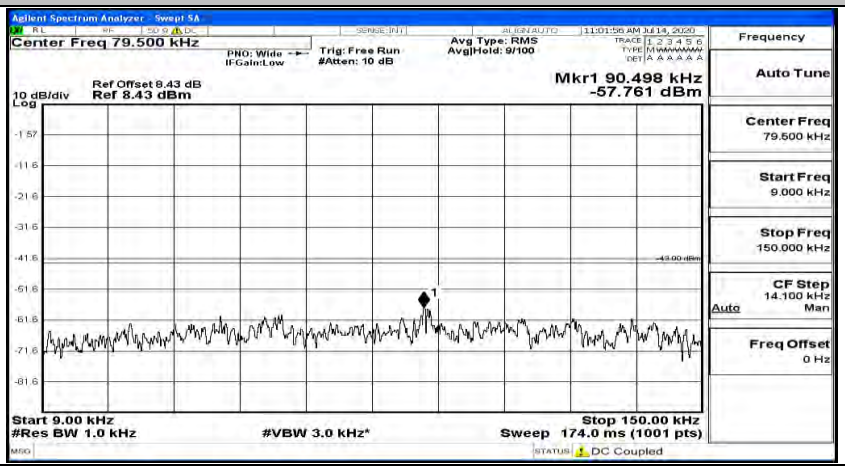

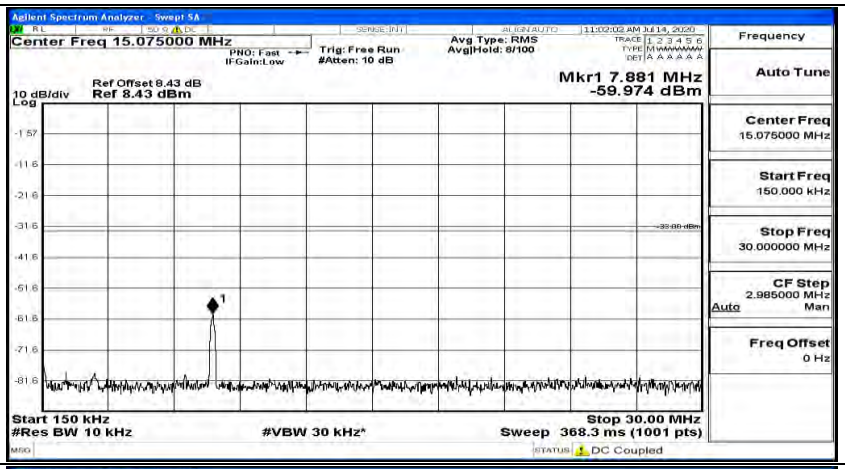

(Channel Bandwidth: 3 MHz)_MCH_QPSK_1RB#0

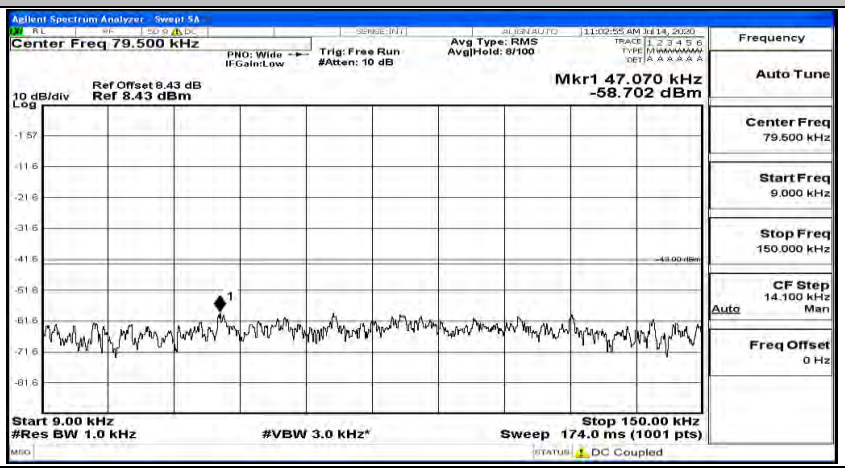

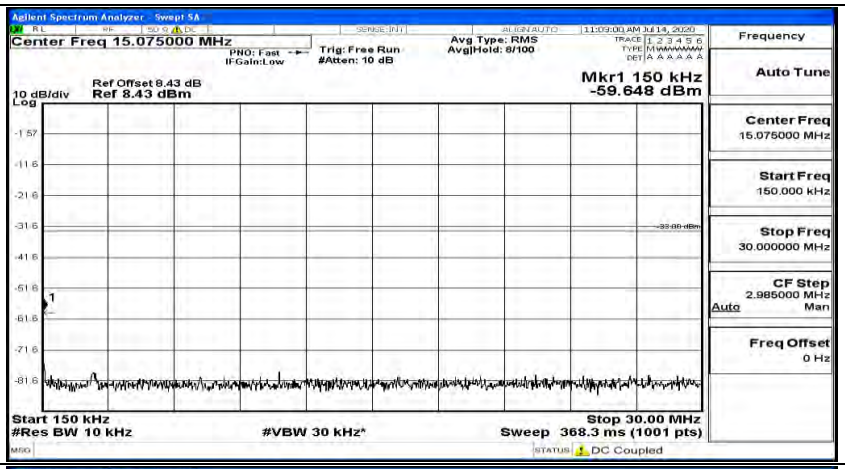

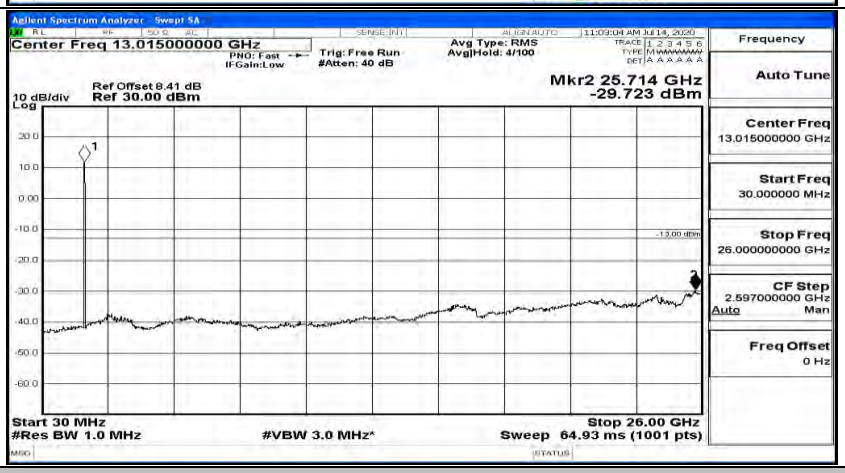

(Channel Bandwidth: 3 MHz)_MCH_QPSK_1RB#7

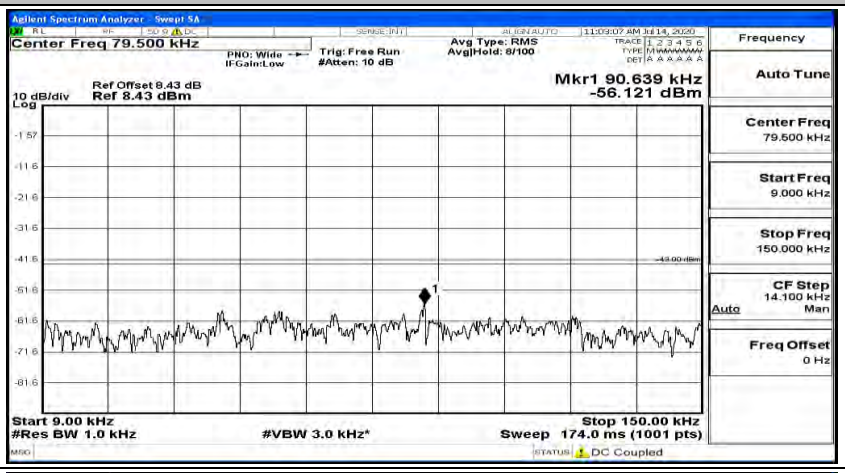

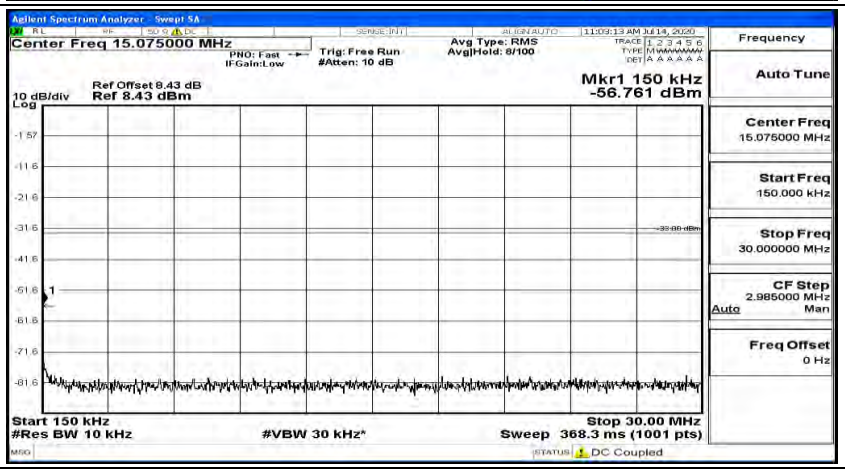

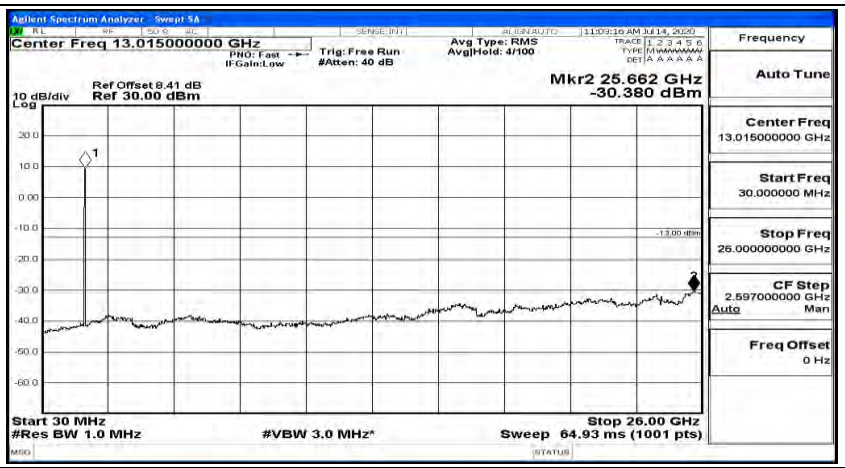

(Channel Bandwidth: 3 MHz)_MCH_QPSK_1RB#14

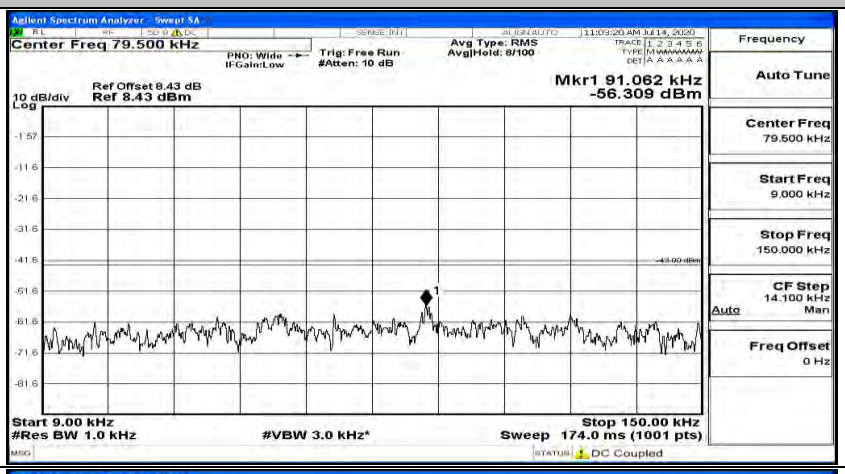

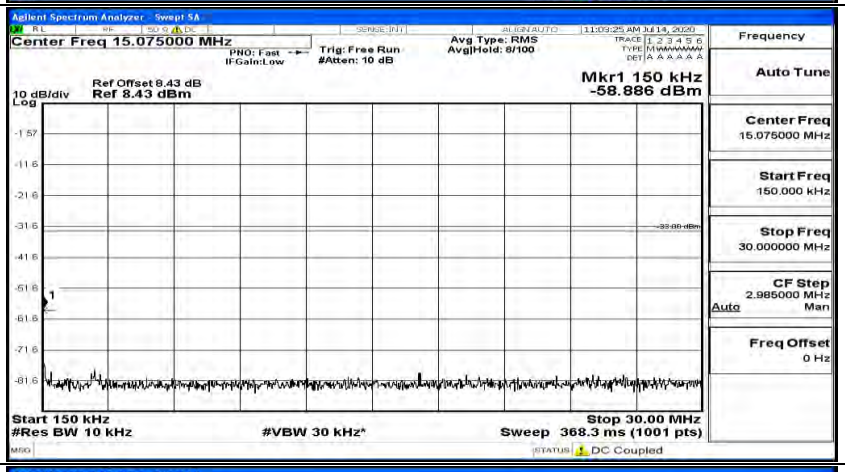

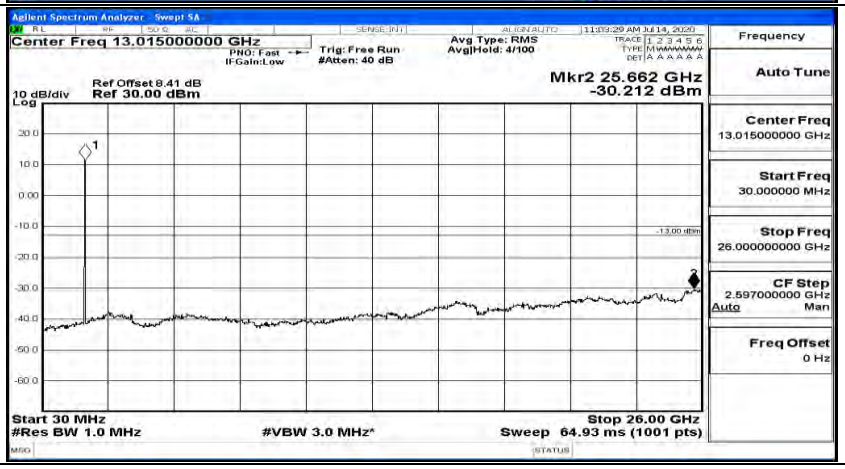

(Channel Bandwidth: 3 MHz)_HCH_QPSK_1RB#0

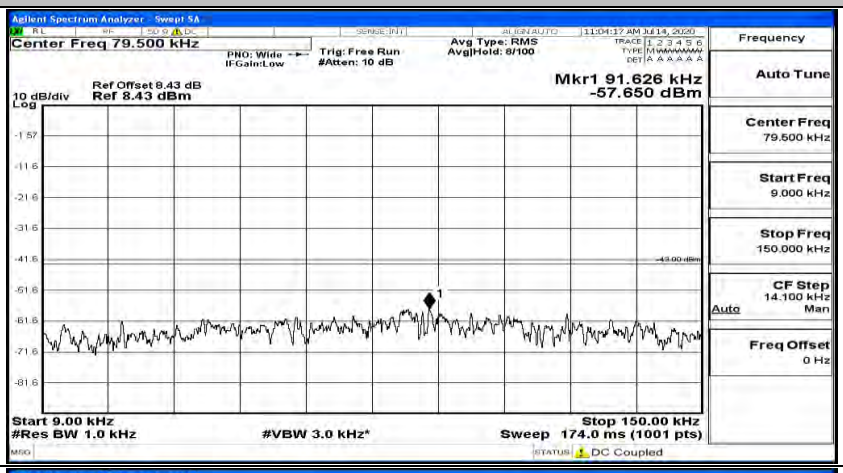

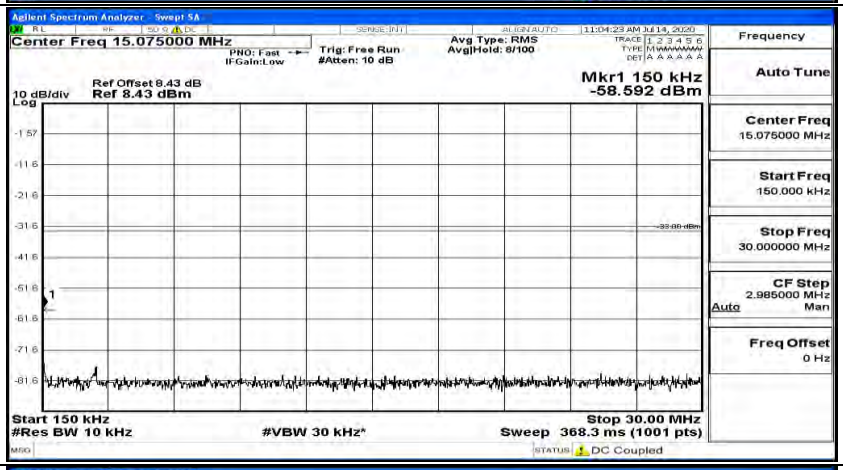

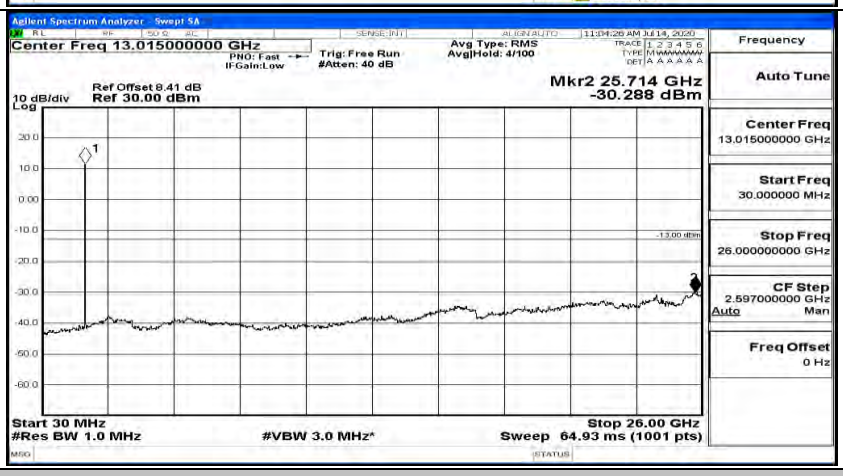

(Channel Bandwidth: 3 MHz)_HCH_QPSK_1RB#7

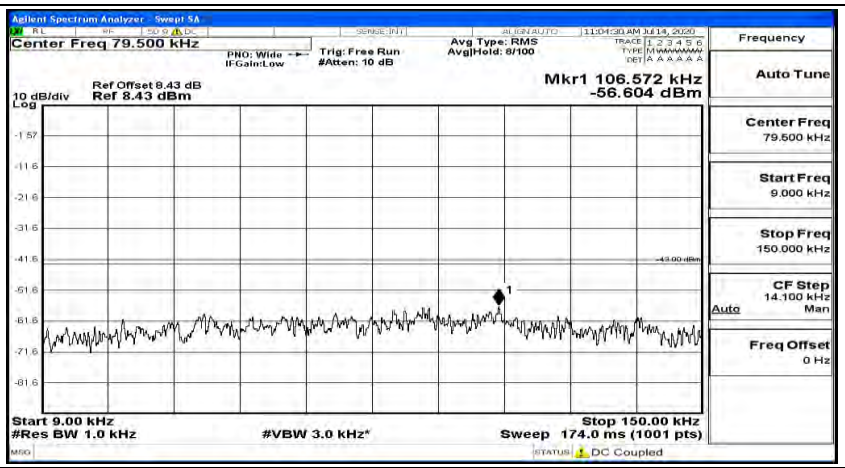

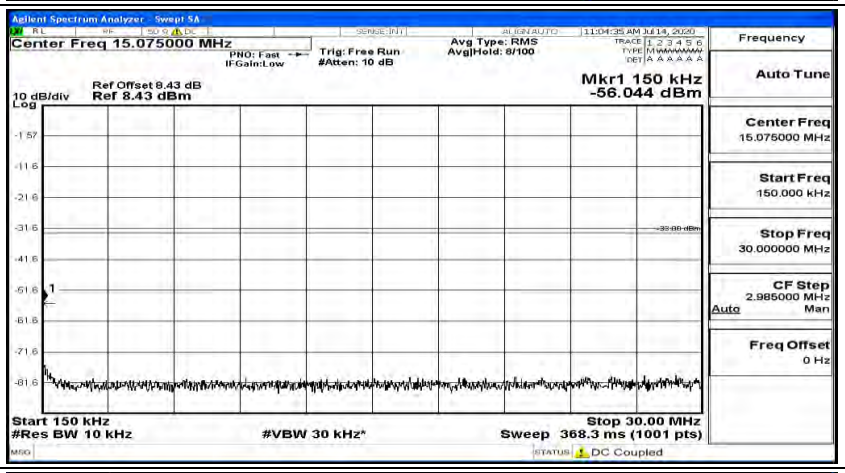

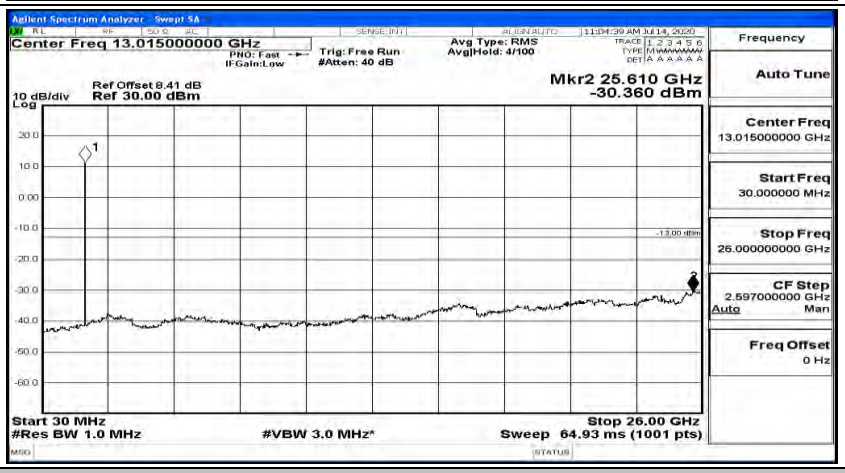

(Channel Bandwidth: 3 MHz)_HCH_QPSK_1RB#14

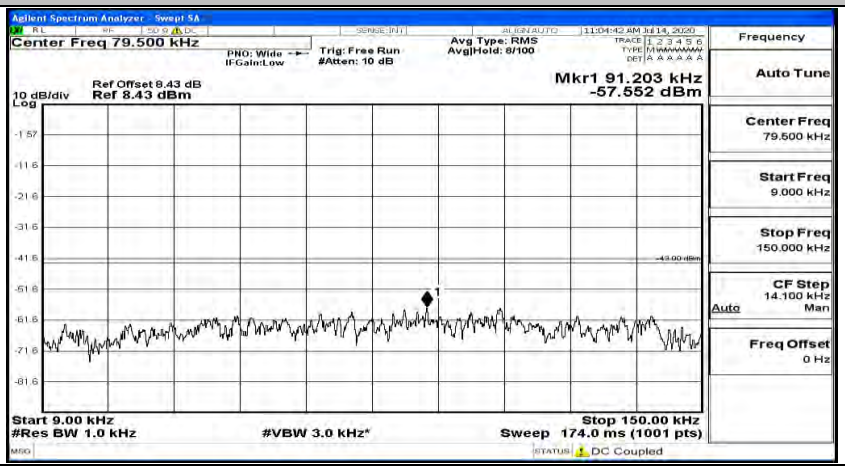

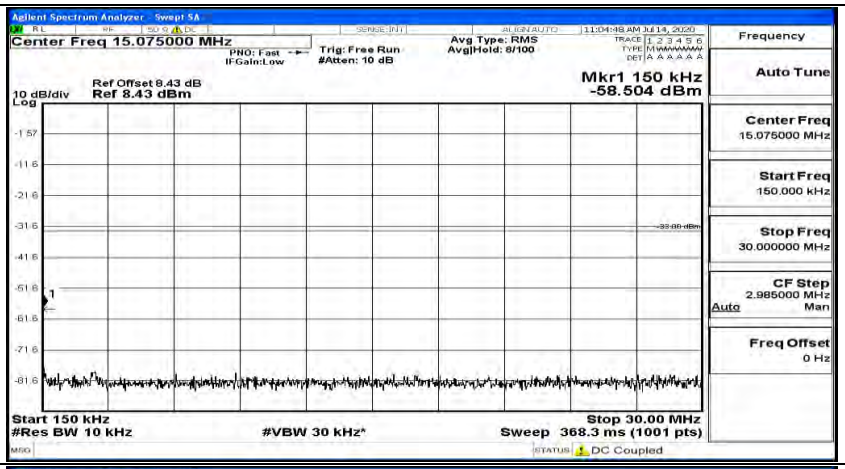
Agilent Spectrum Analyzer - Swept SA
Center Freq 15.075000 MHz
PNO: Fast
IFGain:Low
Trig: Free Run
#Atten: 10 dB
Avg Type: RMS
Avg|Hold: 8/100
11:04:48 AM Jul 14, 2020
Ref Offset 8.43 dB
10 dB/div Ref 8.43 dBm
Log
Mkr1 150 kHz
-58.504 dBm
Start 150 kHz
#Res BW 10 kHz
#VBW 30 kHz*
Stop 30.00 MHz
Sweep 368.3 ms (1001 pts)
DC Coupled
Frequency
Auto Tune
Center Freq
15.075000 MHz
Start Freq
150.000 kHz
Stop Freq
30.000000 MHz
CF Step
2.985000 MHz
Auto Man
Freq Offset
0 Hz

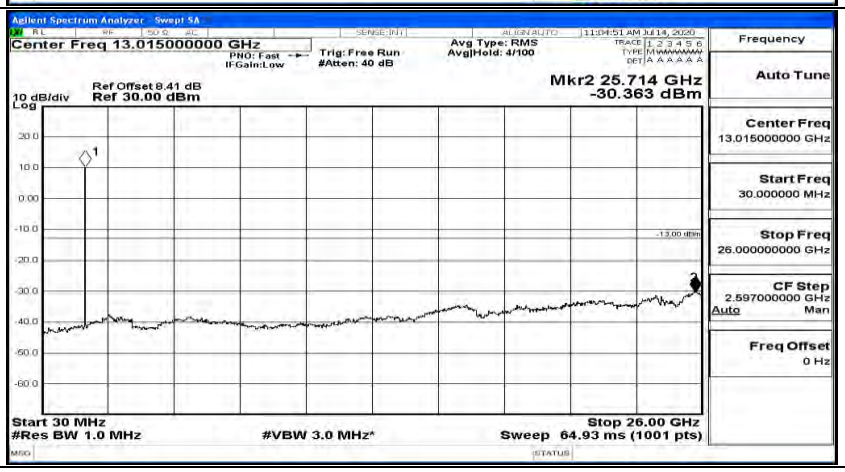
Agilent Spectrum Analyzer - Swept SA
Center Freq 13.015000000 GHz
PNO: Fast
IFGain:Low
Trig: Free Run
#Atten: 40 dB
Avg Type: RMS
Avg|Hold: 4/100
11:04:51 AM Jul 14, 2020
Ref Offset 8.41 dB
10 dB/div Ref 30.00 dBm
Log
Mkr2 25.714 GHz
-30.363 dBm
Start 30 MHz
#Res BW 1.0 MHz
#VBW 3.0 MHz*
Stop 26.00 GHz
Sweep 64.93 ms (1001 pts)
Frequency
Auto Tune
Center Freq
13.015000000 GHz
Start Freq
30.000000 MHz
Stop Freq
26.000000000 GHz
CF Step
2.597000000 GHz
Auto Man
Freq Offset
0 Hz

(Channel Bandwidth: 3 MHz)_LCH_16QAM_1RB#0

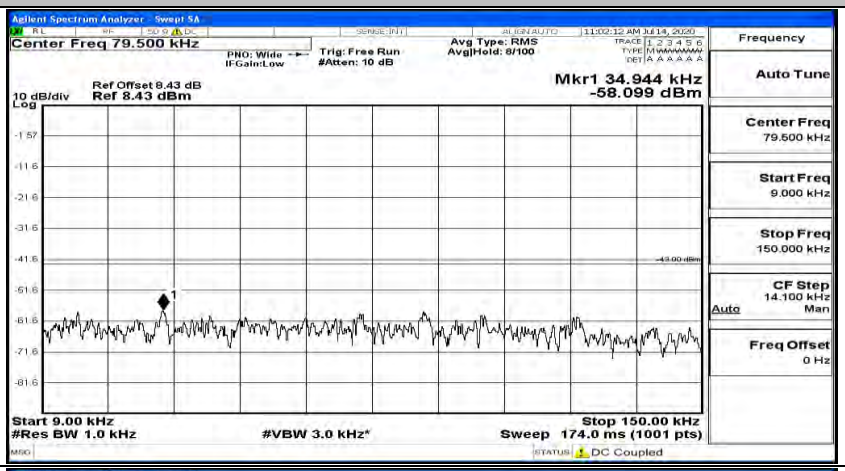

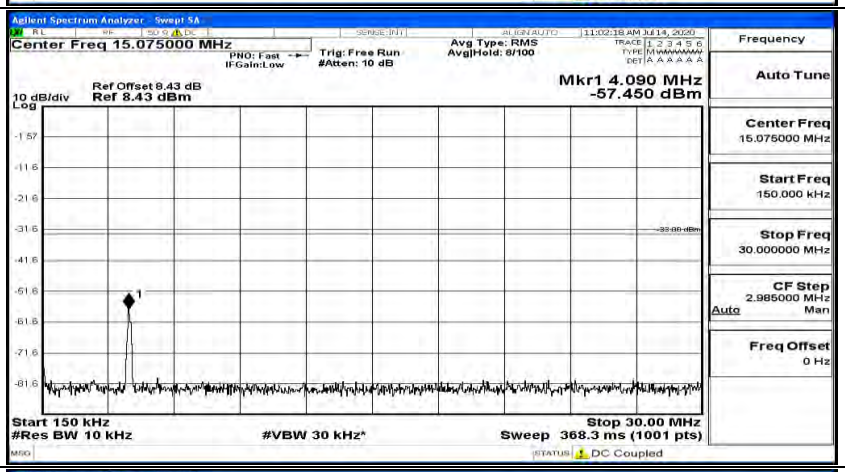

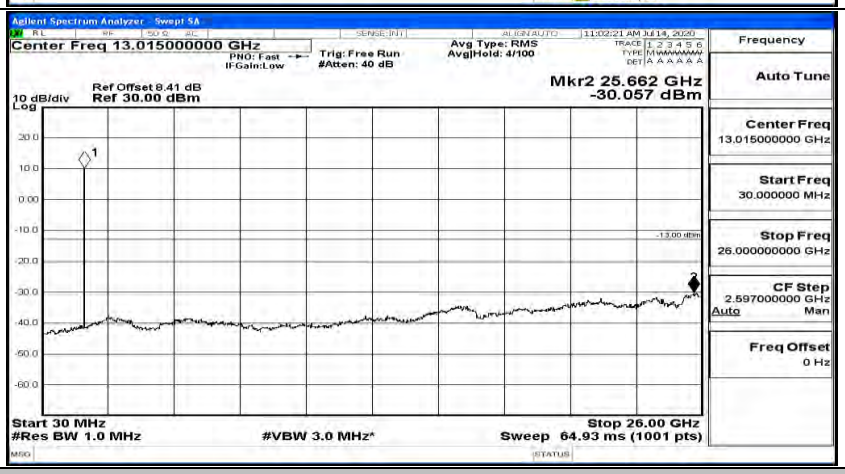

(Channel Bandwidth: 3 MHz)_LCH_16QAM_1RB#7

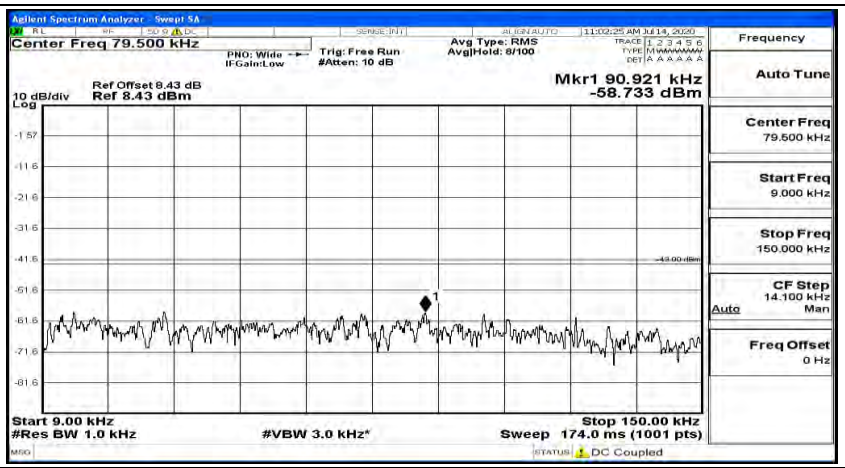

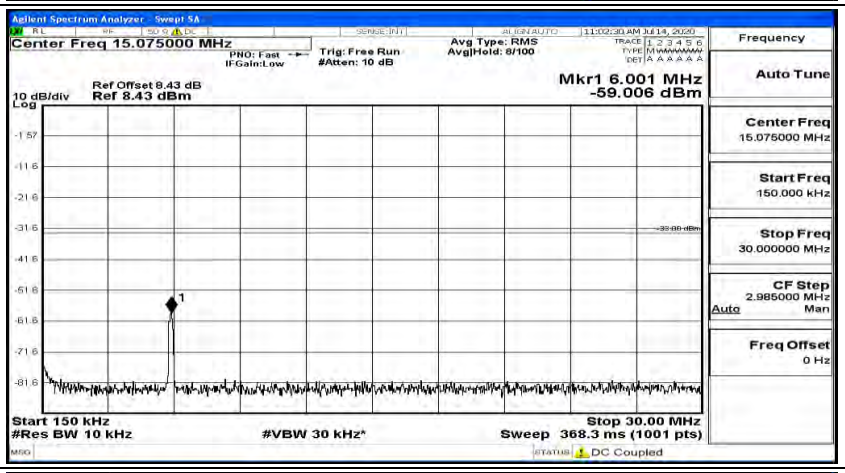
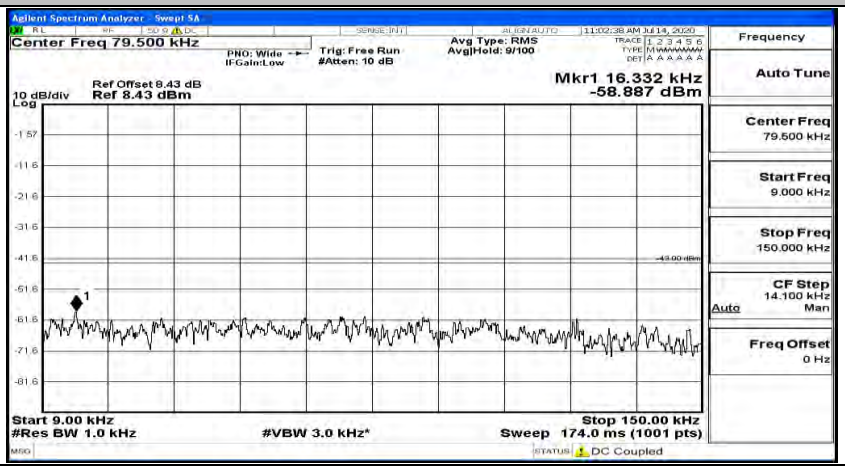
(Channel Bandwidth: 3 MHz)_LCH_16QAM_1RB#14