**SGS-CSTC Standards Technical Services Co., Ltd.**
**Guangzhou Branch**

198 Kezhu Road, Scientech Park, Guangzhou Economic & Technological Development District, Guangzhou, China 510663
Telephone: +86 (0) 20 82155555
Fax: +86 (0) 20 82075059
Email: ee.guangzhou@sgs.com



# *TEST REPORT*

The following sample(s) was/were submitted and identified on behalf of the client as:

| | |
|---|---|
| **Application No.:** | GZEM1610006811AV |
| **Applicant:** | BRIGHT INDUSTRIES COMPANY LIMITED |
| **Manufacturer:** | Dong Guan Jia Sheng Lighting Technology Co., Ltd. |
| **Factory:** | Dong Guan Jia Sheng Lighting Technology Co., Ltd. |
| **FCC ID:** | 2AJ8KB0029RA |
| **Product Description:** | Low Voltage Outdoor Speaker |
| **Model No.:** | B0029RA |
| **Trade Mark:** | Hampton Bay |
| **Standards:** | CFR 47 FCC PART 15 Subpart C: 2015 section 15.247 |
| **Date of Receipt:** | 2016-10-25 |
| **Date of Test:** | 2016-12-05 to 2016-12-07 |
| **Date of Issue:** | 2016-12-26 |
| **Test Result :** | **Pass*** |

* In the configuration tested, the EUT detailed in this report complied with the standards specified above.

Authorized Signature:

**Vicky Liu**
**Manager**

**The manufacturer should ensure that all products in series production are in conformity with the product sample detailed in this report. If the product in this report is used in any configuration other than that detailed in the report, the manufacturer must ensure the new system complies with all relevant standards.**

**The report must not be used by the client to claim product certification, approval, or endorsement by NVLAP, NIST, or any agency of the federal government. All test results in this report can be traceable to National or International Standards.**

**This document is issued by the Company subject to its General Conditions of Service printed overleaf, available on request or accessible at http://www.sgs.com/en/Terms-and-Conditions.aspx and,for electronic format documents, subject to Terms and Conditions for Electronic Documents at http://www.sgs.com/en/Terms-and-Conditions/Terms-e-Document.aspx. Attention is drawn to the limitation of liability, indemnification and jurisdiction issues defined therein. Any holder of this document is advised that information contained hereon reflects the Company's findings at the time of its intervention only and within the limits of Client's instructions, if any. The Company's sole responsibility is to its Client and this document does not exonerate parties to a transaction from exercising all their rights and obligations under the transaction documents. This document cannot be reproduced except in full, without prior written approval of the Company. Any unauthorized alteration, forgery or falsification of the content or appearance of this document is unlawful and offenders may be prosecuted to the fullest extent of the law. Unless otherwise stated the results shown in this test report refer only to the sample(s) tested and such sample(s) are retained for 30 days only.**

# 2 Version

| Revision Record | | | | |
|---|---|---|---|---|
| **Version** | **Chapter** | **Date** | **Modifier** | **Remark** |
| 00 | | 2016-12-26 | | Original Report |
| | | | | |
| | | | | |
| | | | | |
| | | | | |

| | | | | |
|---|---|---|---|---|
| **Authorized for issue by:** | | | | |
| **Tested By** | | (Vico Cui) /Project Engineer | | 2016-12-05 to 2016-12-07<br>**Date** |
| **Prepared By** | | (Millie Li) / Clerk | | 2016-12-24<br>**Date** |
| **Checked By** | | (Ricky Liu) / Reviewer | | 2016-12-26<br>**Date** |

This document is issued by the Company subject to its General Conditions of Service printed overleaf, available on request or accessible at http://www.sgs.com/en/Terms-and-Conditions.aspxand,for electronic format documents, subject to Terms and Conditions for Electronic Documents at http://www.sgs.com/en/Terms-and-Conditions/Terms-e-Document.aspx. Attention is drawn to the limitation of liability, indemnification and jurisdiction issues defined therein. Any holder of this document is advised that information contained hereon reflects the Company's findings at the time of its intervention only and within the limits of Client's instructions, if any. The Company's sole responsibility is to its Client and this document does not exonerate parties to a transaction from exercising all their rights and obligations under the transaction documents. This document cannot be reproduced except in full, without prior written approval of the Company. Any unauthorized alteration, forgery or falsification of the content or appearance of this document is unlawful and offenders may be prosecuted to the fullest extent of the law.
Unless otherwise stated the results shown in this test report refer only to the sample(s) tested and such sample(s) are retained for 30 days only.

# 3 Test Summary

| Test | Test Requirement | Test method | Result |
|---|---|---|---|
| Antenna Requirement | FCC PART 15 C section 15.247 (c) and Section 15.203 | FCC PART 15 C section 15.247 (c) and Section 15.203 | PASS |
| Occupied Bandwidth | FCC PART 15 C section 15.247 (a)(1) | ANSI C63.10: Clause 6.9.2 | PASS |
| Carrier Frequencies Separated | FCC PART 15 C section 15.247(a)(1) | ANSI C63.10: Clause 7.8.2 | PASS |
| Hopping Channel Number | FCC PART 15 C section 15.247(a)(1)(iii) | ANSI C63.10: Clause 7.8.3 | PASS |
| Dwell Time | FCC PART 15 C section 15.247(a)(1)(iii) | ANSI C63.10: Clause 7.8.4 | PASS |
| Pseudorandom Frequency Hopping Sequence | FCC PART 15 C section 15.247(a)(1) | FCC PART 15 C section 15.247(a)(1) | PASS |
| Maximum Peak Output Power | FCC PART 15 C section 15.247(b)(1) | ANSI C63.10: Clause 7.8.5 | PASS |
| Unwanted Emission (30 MHz to 25 GHz) | FCC PART 15 C section 15.247(d) | ANSI C63.10: Clause 7.8.8 | PASS |
| Radiated Spurious Emissions | FCC PART 15 C Section 15.209 and 15.205 | ANSI C63.10: | PASS |
| Radiated Emissions which fall in the restricted bands | FCC PART 15 C section 15.247(d) | ANSI C63.10: Clause 6.3, 6.5 and 6.6 | PASS |
| Band Edges Measurement | FCC PART 15 C section 15.247 (d) &15.205 | ANSI C63.10: Clause 6.10 | PASS |
| Conducted Emissions at Mains Terminals | FCC PART 15 C section 15.207 | ANSI C63.10: Clause 6.2 | PASS |

**Remark:**

EUT: In this whole report EUT means Equipment Under Test.

Tx: In this whole report Tx (or tx) means Transmitter.

Rx: In this whole report Rx (or rx) means Receiver.

RF: In this whole report RF means Radio Frequency.

ANSI C63.10: the detail version is ANSI C63.10:2013 in the whole report.

DA 00-705 was used as a guideline in preparing this Test Report.

Conducted testing use a direct connection between the antenna port of the device and the spectrum analyzer, may through suitable attenuator, all the attenuation in the conducted RF path, include cable loss or external attenuation will be offset to the spectrum analyzer during testing. Detailed offset value, please refer to the corresponding test plot.

This document is issued by the Company subject to its General Conditions of Service printed overleaf, available on request or accessible at http://www.sgs.com/en/Terms-and-Conditions.aspxand,for electronic format documents, subject to Terms and Conditions for Electronic Documents at http://www.sgs.com/en/Terms-and-Conditions/Terms-e-Document.aspx. Attention is drawn to the limitation of liability, indemnification and jurisdiction issues defined therein. Any holder of this document is advised that information contained hereon reflects the Company's findings at the time of its intervention only and within the limits of Client's instructions, if any. The Company's sole responsibility is to its Client and this document does not exonerate parties to a transaction from exercising all their rights and obligations under the transaction documents. This document cannot be reproduced except in full, without prior written approval of the Company. Any unauthorized alteration, forgery or falsification of the content or appearance of this document is unlawful and offenders may be prosecuted to the fullest extent of the law.
Unless otherwise stated the results shown in this test report refer only to the sample(s) tested and such sample(s) are retained for 30 days only.

# 4 Contents

**1 Cover Page ..... 1**

**2 Version ..... 2**

**3 Test Summary ..... 3**

**4 Contents ..... 4**

**5 General Information ..... 5**

5.1 Client Information ..... 5
5.2 General Description of E.U.T. ..... 5
5.3 Details of E.U.T. ..... 5
5.4 Modulation configure ..... 6
5.5 Description of Support Units ..... 7
5.6 Deviation from Standards ..... 7
5.7 Abnormalities from Standard Conditions ..... 7
5.8 Other Information Requested by the Customer ..... 7
5.9 Test Location ..... 7
5.10 Measurement Uncertainty ..... 7
5.11 Test Facility ..... 8

**6 Equipment List ..... 9**

**7 Test Results ..... 10**

7.1 E.U.T. test conditions ..... 10
7.2 Antenna Requirement ..... 13
7.3 Occupied Bandwidth ..... 14
7.4 Carrier Frequencies Separated ..... 19
7.5 Hopping Channel Number ..... 23
7.6 Dwell Time ..... 25
7.7 Pseudorandom Frequency Hopping Sequence ..... 36
7.8 Maximum Peak Output Power ..... 39
7.9 Conducted Spurious Emissions ..... 44
7.10 Radiated Spurious Emissions ..... 50
7.11 Radiated Emissions which fall in the restricted bands ..... 59
7.12 Band Edges Requirement ..... 66
7.13 Conducted Emissions at Mains Terminals 150 kHz to 30 MHz ..... 69

**8 Photographs ..... 73**

8.1 Radiated Emissions ..... 73
8.2 Conducted Emissions at Mains Terminals 150 kHz to 30 MHz ..... 74
8.3 EUT Constructional Details ..... 75

This document is issued by the Company subject to its General Conditions of Service printed overleaf, available on request or accessible at http://www.sgs.com/en/Terms-and-Conditions.aspxand,for electronic format documents, subject to Terms and Conditions for Electronic Documents at http://www.sgs.com/en/Terms-and-Conditions/Terms-e-Document.aspx. Attention is drawn to the limitation of liability, indemnification and jurisdiction issues defined therein. Any holder of this document is advised that information contained hereon reflects the Company's findings at the time of its intervention only and within the limits of Client's instructions, if any. The Company's sole responsibility is to its Client and this document does not exonerate parties to a transaction from exercising all their rights and obligations under the transaction documents. This document cannot be reproduced except in full, without prior written approval of the Company. Any unauthorized alteration, forgery or falsification of the content or appearance of this document is unlawful and offenders may be prosecuted to the fullest extent of the law.
Unless otherwise stated the results shown in this test report refer only to the sample(s) tested and such sample(s) are retained for 30 days only.

# 5 General Information

## 5.1 Client Information

| | |
|---|---|
| Applicant: | BRIGHT INDUSTRIES COMPANY LIMITED |
| Address of Applicant: | UNIT 16 17F GOLDEN ERA PLAZA NO 39-55 SAI YEE STREET MONG KOK HONG KONG |
| Manufacturer: | Dong Guan Jia Sheng Lighting Technology Co., Ltd. |
| Address of Manufacturer: | Shutian Manage District, Humen Town, Dongguan City, China, 523929 |
| Factory: | Dong Guan Jia Sheng Lighting Technology Co., Ltd. |
| Address of Factory: | Shutian Manage District, Humen Town, Dongguan City, China, 523929 |

## 5.2 General Description of E.U.T.

| | |
|---|---|
| Product Description: | Low Voltage Outdoor Speaker |
| Model No.: | B0029RA |

## 5.3 Details of E.U.T.

| | |
|---|---|
| Operating Frequency | 2402 MHz to 2480 MHz |
| Type of Modulation: | GFSK, (π/4)DQPSK, 8DPSK |
| Number of Channels | 79 Channels |
| Channel Separation: | 1 MHz |
| Test Software of EUT: | BlueTest 3 Version 2.4.8(manufacturer declare) |
| Antenna Type | Integral |
| Antenna gain: | 3.5 dBi |
| Specialty: | Bluetooth 4.1 single mode |
| Function: | Outdoor Speaker with BT function to transmit and receive audio signal |
| Power Supply: | DC 3.7V (internal rechargeable battery operated)<br>AC/DC 12V for charging |
| Power Cord: | N/A |

This document is issued by the Company subject to its General Conditions of Service printed overleaf, available on request or accessible at http://www.sgs.com/en/Terms-and-Conditions.aspxand,for electronic format documents, subject to Terms and Conditions for Electronic Documents at http://www.sgs.com/en/Terms-and-Conditions/Terms-e-Document.aspx. Attention is drawn to the limitation of liability, indemnification and jurisdiction issues defined therein. Any holder of this document is advised that information contained hereon reflects the Company's findings at the time of its intervention only and within the limits of Client's instructions, if any. The Company's sole responsibility is to its Client and this document does not exonerate parties to a transaction from exercising all their rights and obligations under the transaction documents. This document cannot be reproduced except in full, without prior written approval of the Company. Any unauthorized alteration, forgery or falsification of the content or appearance of this document is unlawful and offenders may be prosecuted to the fullest extent of the law.
Unless otherwise stated the results shown in this test report refer only to the sample(s) tested and such sample(s) are retained for 30 days only.

## 5.4 Modulation configure

| Modulation | Packet | Packet Type | Packet Size |
|---|---|---|---|
| GFSK | DH1 | 4 | 24 |
| | DH3 | 11 | 183 |
| | DH5 | 15 | 339 |
| (π/4)DQPSK | 2DH1 | 20 | 54 |
| | 2DH3 | 26 | 367 |
| | 2DH5 | 30 | 379 |
| 8DPSK | 3DH1 | 24 | 83 |
| | 3DH3 | 27 | 552 |
| | 3DH5 | 31 | 1021 |

**Remark:**

**Modulation 8-DPSK**

The modulation 8 PSK works with 8 phases between 0 and 2*pi (0 and 360 degrees), it can be seeing bellow in the circle.

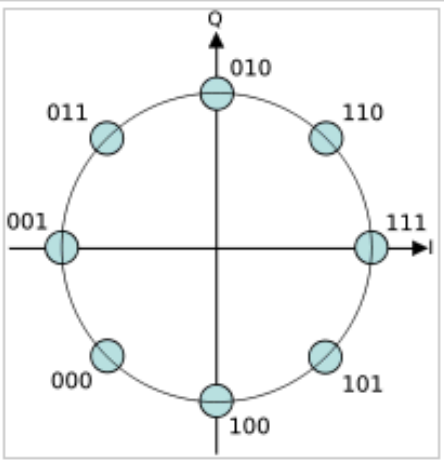


Constellation diagram for 8-PSK with Gray coding.

Normal mode: the Bluetooth has been tested on the Modulation of GFSK;

EDR mode: the Bluetooth has been tested on the Modulation of (π/4)DQPSK and 8DPSK, compliance test and record the worst case on 8DPSK.

This document is issued by the Company subject to its General Conditions of Service printed overleaf, available on request or accessible at http://www.sgs.com/en/Terms-and-Conditions.aspxand,for electronic format documents, subject to Terms and Conditions for Electronic Documents at http://www.sgs.com/en/Terms-and-Conditions/Terms-e-Document.aspx. Attention is drawn to the limitation of liability, indemnification and jurisdiction issues defined therein. Any holder of this document is advised that information contained hereon reflects the Company's findings at the time of its intervention only and within the limits of Client's instructions, if any. The Company's sole responsibility is to its Client and this document does not exonerate parties to a transaction from exercising all their rights and obligations under the transaction documents. This document cannot be reproduced except in full, without prior written approval of the Company. Any unauthorized alteration, forgery or falsification of the content or appearance of this document is unlawful and offenders may be prosecuted to the fullest extent of the law.
Unless otherwise stated the results shown in this test report refer only to the sample(s) tested and such sample(s) are retained for 30 days only.

## 5.5 Description of Support Units

The EUT has been tested with following support units as bellowing.

| Description | Manufacturer | Model No. | SN/Certificate NO |
|---|---|---|---|
| NoteBook | IBM | T30 | S/N78-3VMLX 06/01 |
| BT test board | SGS EMC | RF 07 | RF 07 |
| DC Power supply (EMC 0009) | Instek | PS-3030 | L9905E037.34 |

Using the special software and development board we can enter the product for engineer mode then we can control the EUT to select the wanted channel for test. The test board and PC are only to configure the engineer mode and not used to final test

## 5.6 Deviation from Standards

Biconical and log periodic antennas were used instead of dipole antennas.

## 5.7 Abnormalities from Standard Conditions

None.

## 5.8 Other Information Requested by the Customer

None.

## 5.9 Test Location

All tests were performed at:

SGS-CSTC Standards Technical Services Co., Ltd., Guangzhou Branch EMC Laboratory,
198 Kezhu Road, Scientech Park, Guangzhou Economic & Technology Development District,
Guangzhou, China 510663
Tel: +86 20 82155555 Fax: +86 20 82075059

No tests were sub-contracted.

## 5.10 Measurement Uncertainty

| No. | Item | Measurement uncertainty |
|---|---|---|
| 1 | Conducted emission | 1.02dB(9kHz to 150kHz) |
| | | 1.05dB(150kHz to 30MHz) |
| 2 | Radiated emission | 5.06dB(30MHz to 1GHz) |
| | | 5.06dB(1GHz to 26GHz) |

This document is issued by the Company subject to its General Conditions of Service printed overleaf, available on request or accessible at http://www.sgs.com/en/Terms-and-Conditions.aspxand,for electronic format documents, subject to Terms and Conditions for Electronic Documents at http://www.sgs.com/en/Terms-and-Conditions/Terms-e-Document.aspx. Attention is drawn to the limitation of liability, indemnification and jurisdiction issues defined therein. Any holder of this document is advised that information contained hereon reflects the Company's findings at the time of its intervention only and within the limits of Client's instructions, if any. The Company's sole responsibility is to its Client and this document does not exonerate parties to a transaction from exercising all their rights and obligations under the transaction documents. This document cannot be reproduced except in full, without prior written approval of the Company. Any unauthorized alteration, forgery or falsification of the content or appearance of this document is unlawful and offenders may be prosecuted to the fullest extent of the law.
Unless otherwise stated the results shown in this test report refer only to the sample(s) tested and such sample(s) are retained for 30 days only.

## 5.11 Test Facility

The test facility is recognized, certified, or accredited by the following organizations:

- **NVLAP (Lab Code: 200611-0)**

  SGS-CSTC Standards Technical Services Co., Ltd., Guangzhou EMC Laboratory is accredited by the National Voluntary Laboratory Accreditation Program (NVLAP/NIST). NVLAP Code: 200611-0.

  The report must not be used by the client to claim product certification, approval, or endorsement by NVLAP, NIST, or any agency of the Federal Government.

- **ACMA**

  SGS-CSTC Standards Technical Services Co., Ltd., EMC Laboratory can also perform testing for the Australian C-Tick mark as a result of our NVLAP accreditation.

- **SGS UK(Certificate No.: 32), SGS-TUV SAARLAND and SGS-FIMKO**

  Have approved SGS-CSTC Standards Technical Services Co., Ltd., EMC Laboratory as a supplier of EMC TESTING SERVICES and SAFETY TESTING SERVICES.

- **CNAS (Lab Code: L0167)**

  SGS-CSTC Standards Technical Services Co., Ltd., EMC Laboratory has been assessed and in compliance with CNAS-CL01:2006 accreditation criteria for testing laboratories (identical to ISO/IEC 17025:2005 General Requirements) for the Competence of Testing Laboratories.

- **FCC (Registration No.: 282399)**

  SGS-CSTC Standards Technical Services Co., Ltd., EMC Laboratory has been registered and fully described in a report filed with the (FCC) Federal Communications Commission. The acceptance letter from the FCC is maintained in our files. Registration 282399, May 31, 2002.

- **Industry Canada (Registration No.: 4620B-1)**

  The 3m/10m Alternate Semi-anechoic chamber of SGS-CSTC Standards Technical Services Co., Ltd., has been registered by Certification and Engineering of Industry Canada for radio equipment testing with Registration No. 4620B-1.

- **VCCI (Registration No.: R-2460, C-2584, G-449 and T-1179)**

  The 10m Semi-anechoic chamber and Shielded Room of SGS-CSTC Standards Technical Services Co. Ltd. have been registered in accordance with the Regulations for Voluntary Control Measures with Registration No.: R-2460, C-2584，G-449 and T-1179 respectively.

- **CBTL (Lab Code: TL129)**

  SGS-CSTC Standards Technical Services Co., Ltd., E&E Laboratory has been assessed and fully comply with the requirements of ISO/IEC 17025:2005, the Basic Rules, IECEE 01 and Rules of procedure IECEE 02, and the relevant IECEE CB-Scheme Operational documents.

This document is issued by the Company subject to its General Conditions of Service printed overleaf, available on request or accessible at http://www.sgs.com/en/Terms-and-Conditions.aspxand,for electronic format documents, subject to Terms and Conditions for Electronic Documents at http://www.sgs.com/en/Terms-and-Conditions/Terms-e-Document.aspx. Attention is drawn to the limitation of liability, indemnification and jurisdiction issues defined therein. Any holder of this document is advised that information contained hereon reflects the Company's findings at the time of its intervention only and within the limits of Client's instructions, if any. The Company's sole responsibility is to its Client and this document does not exonerate parties to a transaction from exercising all their rights and obligations under the transaction documents. This document cannot be reproduced except in full, without prior written approval of the Company. Any unauthorized alteration, forgery or falsification of the content or appearance of this document is unlawful and offenders may be prosecuted to the fullest extent of the law.
Unless otherwise stated the results shown in this test report refer only to the sample(s) tested and such sample(s) are retained for 30 days only.

# 6 Equipment List

| RE in Chamber | | | | | | |
|---|---|---|---|---|---|---|
| No. | Test Equipment | Manufacturer | Model No. | Serial No. | Cal. date (YYYY-MM-DD) | Cal.Due date (YYYY-MM-DD) |
| EMC0525 | Compact Semi-Anechoic Chamber | ChangZhou ZhongYu | N/A | N/A | 2016-12-04 | 2019-12-03 |
| EMC0522 | EMI Test Receiver | Rohde & Schwarz | ESIB26 | 100283 | 2016-02-01 | 2017-01-31 |
| EMC0056 | EMI Test Receiver | Rohde & Schwarz | ESCI | 100236 | 2016-02-01 | 2017-01-31 |
| EMC0528 | RI High frequency Cable | SGS | 20 m | N/A | 2016-04-19 | 2018-04-18 |
| EMC2025 | Trilog Broadband Antenna 30-1000MHz | SCHWARZBECK MESS-ELEKTRONIK | VULB 9160 | 9160-3372 | 2016-09-08 | 2019-09-07 |
| SEM003-18 | Trilog Broadband Antenna 25-2000MHz | SCHWARZBECK MESS-ELEKTRONIK | VULB 9168 | 665 | 2016-06-29 | 2019-06-28 |
| EMC0524 | Bi-log Type Antenna | Schaffner -Chase | CBL6112B | 2966 | 2016-09-08 | 2019-09-07 |
| EMC0519 | Bilog Type Antenna | Schaffner -Chase | CBL6143 | 5070 | 2014-05-04 | 2017-05-03 |
| EMC2026 | Horn Antenna 1-18GHz | SCHWARZBECK MESS-ELEKTRONIK | BBHA 9120D | 9120D-841 | 2016-09-09 | 2019-09-08 |
| EMC0521 | 1-26.5 GHz Pre-Amplifier | Agilent | 8449B | 3008A01649 | 2016-01-25 | 2017-01-24 |
| EMC2065 | Amplifier | HP | 8447F | N/A | 2016-07-04 | 2017-07-03 |
| EMC2086 | PRE AMPLIFIER MH648A | ANRITSU CORP | MH648A | N/A | 2016-12-02 | 2017-12-01 |
| EMC2063 | Pre-amplifier 1GHz-26GHz | Compliance Direction Systems Lnc. | PAP-1G26-48 | 6279.628 | 2016-12-02 | 2017-12-01 |
| EMC0523 | Active Loop Antenna | EMCO | 6502 | 42963 | 2016-02-27 | 2018-02-26 |
| EMC2041 | Broad-Band Horn Antenna (14)15-26.5(40)GHz | SCHWARZBECK MESS-ELEKTRONI | BBHA 9170 | 9170-375 | 2014-05-26 | 2017-05-25 |
| EMC2079 | High Pass Filter(915MHz) | FSY MICROWAVE | HM1465-9SS | 009 | 2016-01-25 | 2017-01-24 |
| EMC2069 | 2.4GHz Filter | Micro-Tronics | BRM 50702 | 149 | 2016-01-25 | 2017-01-24 |
| EMC0530 | 10m Semi-Anechoic Chamber | ETS | N/A | N/A | 2016-04-30 | 2018-04-29 |

| General used equipment | | | | | | |
|---|---|---|---|---|---|---|
| No. | Test Equipment | Manufacturer | Model No. | Serial No. | Cal. date (YYYY-MM-DD) | Cal.Due date (YYYY-MM-DD) |
| EMC0006 | DMM | Fluke | 73 | 70681569 | 2016-09-01 | 2017-08-31 |
| EMC0007 | DMM | Fluke | 73 | 70671122 | 2016-08-22 | 2017-08-21 |

This document is issued by the Company subject to its General Conditions of Service printed overleaf, available on request or accessible at http://www.sgs.com/en/Terms-and-Conditions.aspxand,for electronic format documents, subject to Terms and Conditions for Electronic Documents at http://www.sgs.com/en/Terms-and-Conditions/Terms-e-Document.aspx. Attention is drawn to the limitation of liability, indemnification and jurisdiction issues defined therein. Any holder of this document is advised that information contained hereon reflects the Company's findings at the time of its intervention only and within the limits of Client's instructions, if any. The Company's sole responsibility is to its Client and this document does not exonerate parties to a transaction from exercising all their rights and obligations under the transaction documents. This document cannot be reproduced except in full, without prior written approval of the Company. Any unauthorized alteration, forgery or falsification of the content or appearance of this document is unlawful and offenders may be prosecuted to the fullest extent of the law.
Unless otherwise stated the results shown in this test report refer only to the sample(s) tested and such sample(s) are retained for 30 days only.

# 7 Test Results

## 7.1 E.U.T. test conditions

| | |
|---|---|
| **Test Voltage:** | DC 3.7V (battery operated)<br>AC/DC 12V for charging |
| **Temperature:** | 20.0 -25.0 °C |
| **Humidity:** | 38-50 % RH |
| **Atmospheric Pressure:** | 1000 -1010 mbar |
| **Requirements:** | **15.31(e):** For intentional radiators, measurements of the variation of the input power or the radiated signal level of the fundamental frequency component of the emission, as appropriate, shall be performed with the supply voltage varied between 85% and 115% of the nominal rated supply voltage. For battery operated equipment, the equipment tests shall be performed using a new battery.<br>**15.32:** Power supplies and CPU boards used with personal computers and for which separate authorizations are required to be obtained shall be tested as follows: Testing shall be in accordance with the procedures specified in Section 15.31 of this part. |
| **Test frequencies and frequency range:** | According to the 15.31(m) Measurements on intentional radiators or receivers, other than TV broadcast receivers, shall be performed and, if required, reported for each band in which the device can be operated with the device operating at the number of frequencies in each band specified in the following table:<br>According to the 15.33 (a) For an intentional radiator, the spectrum shall be investigated from the lowest radio frequency signal generated in the device, without going below 9 kHz, up to at least the frequency shown in the following table: |

This document is issued by the Company subject to its General Conditions of Service printed overleaf, available on request or accessible at http://www.sgs.com/en/Terms-and-Conditions.aspxand,for electronic format documents, subject to Terms and Conditions for Electronic Documents at http://www.sgs.com/en/Terms-and-Conditions/Terms-e-Document.aspx. Attention is drawn to the limitation of liability, indemnification and jurisdiction issues defined therein. Any holder of this document is advised that information contained hereon reflects the Company's findings at the time of its intervention only and within the limits of Client's instructions, if any. The Company's sole responsibility is to its Client and this document does not exonerate parties to a transaction from exercising all their rights and obligations under the transaction documents. This document cannot be reproduced except in full, without prior written approval of the Company. Any unauthorized alteration, forgery or falsification of the content or appearance of this document is unlawful and offenders may be prosecuted to the fullest extent of the law.
Unless otherwise stated the results shown in this test report refer only to the sample(s) tested and such sample(s) are retained for 30 days only.

**Number of fundamental frequencies to be tested in EUT transmit band**

| Frequency range in which device operates | Number of frequencies | Location in frequency range of operation |
|---|---|---|
| 1 MHz or less | 1 | Middle |
| 1 MHz to 10 MHz | 2 | 1 near top and 1 near bottom |
| More than 10 MHz | 3 | 1 near top, 1 near middle and 1 near bottom |

**Frequency range of radiated emission measurements**

| Lowest frequency generated in the device | Upper frequency range of measurement |
|---|---|
| 9 kHz to below 10 GHz | 10th harmonic of highest fundamental frequency or to 40 GHz, whichever is lower |
| At or above 10 GHz to below 30 GHz | 5th harmonic of highest fundamental frequency or to 100 GHz, whichever is lower |
| At or above 30 GHz | 5th harmonic of highest fundamental frequency or to 200 GHz, whichever is lower, unless otherwise specified |

This document is issued by the Company subject to its General Conditions of Service printed overleaf, available on request or accessible at http://www.sgs.com/en/Terms-and-Conditions.aspxand,for electronic format documents, subject to Terms and Conditions for Electronic Documents at http://www.sgs.com/en/Terms-and-Conditions/Terms-e-Document.aspx. Attention is drawn to the limitation of liability, indemnification and jurisdiction issues defined therein. Any holder of this document is advised that information contained hereon reflects the Company's findings at the time of its intervention only and within the limits of Client's instructions, if any. The Company's sole responsibility is to its Client and this document does not exonerate parties to a transaction from exercising all their rights and obligations under the transaction documents. This document cannot be reproduced except in full, without prior written approval of the Company. Any unauthorized alteration, forgery or falsification of the content or appearance of this document is unlawful and offenders may be prosecuted to the fullest extent of the law.
Unless otherwise stated the results shown in this test report refer only to the sample(s) tested and such sample(s) are retained for 30 days only.

EUT channels and frequencies list:

| Channel | Frequency (MHz) | Channel | Frequency (MHz) | Channel | Frequency (MHz) |
|---|---|---|---|---|---|
| 0 | 2402 | 27 | 2429 | 54 | 2456 |
| 1 | 2403 | 28 | 2430 | 55 | 2457 |
| 2 | 2404 | 29 | 2431 | 56 | 2458 |
| 3 | 2405 | 30 | 2432 | 57 | 2459 |
| 4 | 2406 | 31 | 2433 | 58 | 2460 |
| 5 | 2407 | 32 | 2434 | 59 | 2461 |
| 6 | 2408 | 33 | 2435 | 60 | 2462 |
| 7 | 2409 | 34 | 2436 | 61 | 2463 |
| 8 | 2410 | 35 | 2437 | 62 | 2464 |
| 9 | 2411 | 36 | 2438 | 63 | 2465 |
| 10 | 2412 | 37 | 2439 | 64 | 2466 |
| 11 | 2413 | 38 | 2440 | 65 | 2467 |
| 12 | 2414 | 39 | 2441 | 66 | 2468 |
| 13 | 2415 | 40 | 2442 | 67 | 2469 |
| 14 | 2416 | 41 | 2443 | 68 | 2470 |
| 15 | 2417 | 42 | 2444 | 69 | 2471 |
| 16 | 2418 | 43 | 2445 | 70 | 2472 |
| 17 | 2419 | 44 | 2446 | 71 | 2473 |
| 18 | 2420 | 45 | 2447 | 72 | 2474 |
| 19 | 2421 | 46 | 2448 | 73 | 2475 |
| 20 | 2422 | 47 | 2449 | 74 | 2476 |
| 21 | 2423 | 48 | 2450 | 75 | 2477 |
| 22 | 2424 | 49 | 2451 | 76 | 2478 |
| 23 | 2425 | 50 | 2452 | 77 | 2479 |
| 24 | 2426 | 51 | 2453 | 78 | 2480 |
| 25 | 2427 | 52 | 2454 | / | / |
| 26 | 2428 | 53 | 2455 | / | / |

Using the special software and development board we can enter the product for engineer mode then we can control the EUT to select the wanted channel for test as above list.

Test frequencies are the lowest channel: 0 channel(2402 MHz), middle channel: 39 channel(2441 MHz) and highest channel: 78 channel(2480 MHz)

This document is issued by the Company subject to its General Conditions of Service printed overleaf, available on request or accessible at http://www.sgs.com/en/Terms-and-Conditions.aspxand,for electronic format documents, subject to Terms and Conditions for Electronic Documents at http://www.sgs.com/en/Terms-and-Conditions/Terms-e-Document.aspx. Attention is drawn to the limitation of liability, indemnification and jurisdiction issues defined therein. Any holder of this document is advised that information contained hereon reflects the Company's findings at the time of its intervention only and within the limits of Client's instructions, if any. The Company's sole responsibility is to its Client and this document does not exonerate parties to a transaction from exercising all their rights and obligations under the transaction documents. This document cannot be reproduced except in full, without prior written approval of the Company. Any unauthorized alteration, forgery or falsification of the content or appearance of this document is unlawful and offenders may be prosecuted to the fullest extent of the law.
Unless otherwise stated the results shown in this test report refer only to the sample(s) tested and such sample(s) are retained for 30 days only.

## 7.2 Antenna Requirement

**Standard requirement**

15.203 requirement:

For intentional device. According to 15.203. an intentional radiator shall be designed to ensure that no antenna other than that furnished by the responsible party shall be used with the device.

15.247(c) (1)(i) requirement:

(i) Systems operating in the 2400-2483.5 MHz bands that are used exclusively for fixed. Point-to-point operations may employ transmitting antennas with directional gain greater than 6 dBi provided the maximum conducted output power of the intentional radiator is reduced by 1 dB for every 3 dB that the directional gain of the antenna exceeds 6 dBi.

**EUT Antenna**

The antenna is integrated PCB antenna and no consideration of replacement. The maximum gain of the antenna is 3.5 dBi.




**Test result: The unit does meet the FCC requirements.**

This document is issued by the Company subject to its General Conditions of Service printed overleaf, available on request or accessible at http://www.sgs.com/en/Terms-and-Conditions.aspxand,for electronic format documents, subject to Terms and Conditions for Electronic Documents at http://www.sgs.com/en/Terms-and-Conditions/Terms-e-Document.aspx. Attention is drawn to the limitation of liability, indemnification and jurisdiction issues defined therein. Any holder of this document is advised that information contained hereon reflects the Company's findings at the time of its intervention only and within the limits of Client's instructions, if any. The Company's sole responsibility is to its Client and this document does not exonerate parties to a transaction from exercising all their rights and obligations under the transaction documents. This document cannot be reproduced except in full, without prior written approval of the Company. Any unauthorized alteration, forgery or falsification of the content or appearance of this document is unlawful and offenders may be prosecuted to the fullest extent of the law.
Unless otherwise stated the results shown in this test report refer only to the sample(s) tested and such sample(s) are retained for 30 days only.

## 7.3 Occupied Bandwidth

**Test Requirement:** FCC Part 15 C section 15.247

(a)(1) Frequency hopping systems shall have hopping channel carrier frequencies separated by a minimum of 25 kHz or the 20 dB bandwidth of the hopping channel, whichever is greater. Alternatively, frequency hopping systems operating in the 2400-2483.5 MHz band may have hopping channel carrier frequencies that are separated by 25 kHz or two-thirds of the 20 dB bandwidth of the hopping channel, whichever is greater, provided the systems operate with an output power no greater than 125 mW.

**Test Method:** ANSI C63.10: Clause 6.9.2

**Test Status:** Pre-test the EUT in continuous transmitting mode at the lowest (2402 MHz), middle (2441 MHz) and highest (2480 MHz) channel with different data package and modulation type. Compliance test in normal mode GFSK modulation type (DH5) and EDR mode 8DPSK modulation type (3DH5) as the worst case was found.

Test the EUT in B/O mode.

**Test Configuration:**

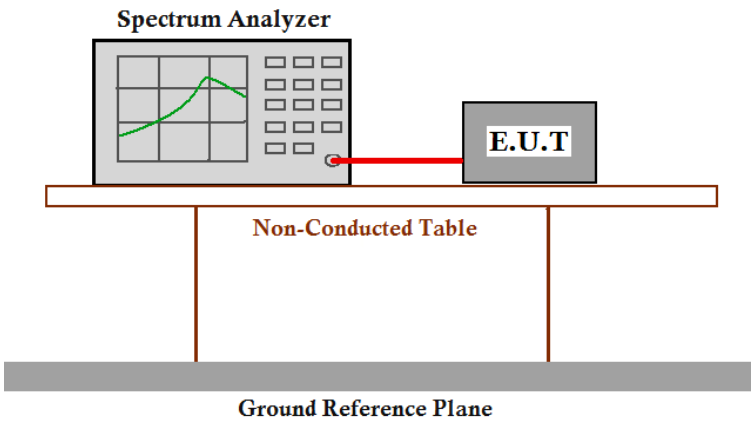


**Test Procedure:**

1. Remove the antenna from the EUT and then connect a low RF cable from the antenna port to the spectrum;
2. Set the spectrum analyzer: Span = approximately 2 to 5 times the 20dB bandwidth, centring on a hopping channel;
3. Set the spectrum analyzer: RBW:1% ~5% of the 20dB bandwidth ,VBW >=3 RBW. Sweep = auto; Detector Function = Peak. Trace = Max Hold.
4. Mark the peak frequency and -20 dB points bandwidth.

This document is issued by the Company subject to its General Conditions of Service printed overleaf, available on request or accessible at http://www.sgs.com/en/Terms-and-Conditions.aspxand,for electronic format documents, subject to Terms and Conditions for Electronic Documents at http://www.sgs.com/en/Terms-and-Conditions/Terms-e-Document.aspx. Attention is drawn to the limitation of liability, indemnification and jurisdiction issues defined therein. Any holder of this document is advised that information contained hereon reflects the Company's findings at the time of its intervention only and within the limits of Client's instructions, if any. The Company's sole responsibility is to its Client and this document does not exonerate parties to a transaction from exercising all their rights and obligations under the transaction documents. This document cannot be reproduced except in full, without prior written approval of the Company. Any unauthorized alteration, forgery or falsification of the content or appearance of this document is unlawful and offenders may be prosecuted to the fullest extent of the law.
Unless otherwise stated the results shown in this test report refer only to the sample(s) tested and such sample(s) are retained for 30 days only.

**Test result:**

**GFSK modulation type (DH5) mode:**

| Test Channel | Bandwidth(MHz) | 2/3 bandwidth (MHz) |
|---|---|---|
| Lowest | 0.905 | 0.6033 |
| Middle | 0.897 | 0.5980 |
| Highest | 0.889 | 0.5927 |

**8DPSK modulation type (3DH5) mode:**

| Test Channel | Bandwidth (MHz) | 2/3 bandwidth (MHz) |
|---|---|---|
| Lowest | 1.242 | 0.8280 |
| Middle | 1.266 | 0.8440 |
| Highest | 1.274 | 0.8493 |

This document is issued by the Company subject to its General Conditions of Service printed overleaf, available on request or accessible at http://www.sgs.com/en/Terms-and-Conditions.aspxand,for electronic format documents, subject to Terms and Conditions for Electronic Documents at http://www.sgs.com/en/Terms-and-Conditions/Terms-e-Document.aspx. Attention is drawn to the limitation of liability, indemnification and jurisdiction issues defined therein. Any holder of this document is advised that information contained hereon reflects the Company's findings at the time of its intervention only and within the limits of Client's instructions, if any. The Company's sole responsibility is to its Client and this document does not exonerate parties to a transaction from exercising all their rights and obligations under the transaction documents. This document cannot be reproduced except in full, without prior written approval of the Company. Any unauthorized alteration, forgery or falsification of the content or appearance of this document is unlawful and offenders may be prosecuted to the fullest extent of the law.
Unless otherwise stated the results shown in this test report refer only to the sample(s) tested and such sample(s) are retained for 30 days only.

**Result plot as follows:**
**GFSK modulation type mode (DH5):**
Lowest Channel(2.402 GHz):

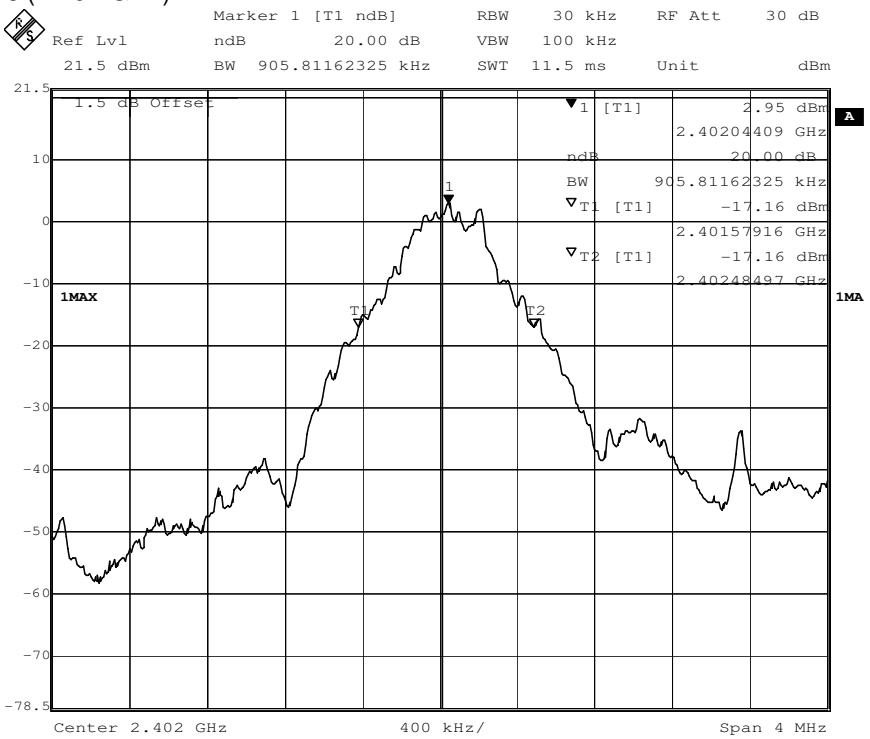


Middle Channel(2.441 GHz):

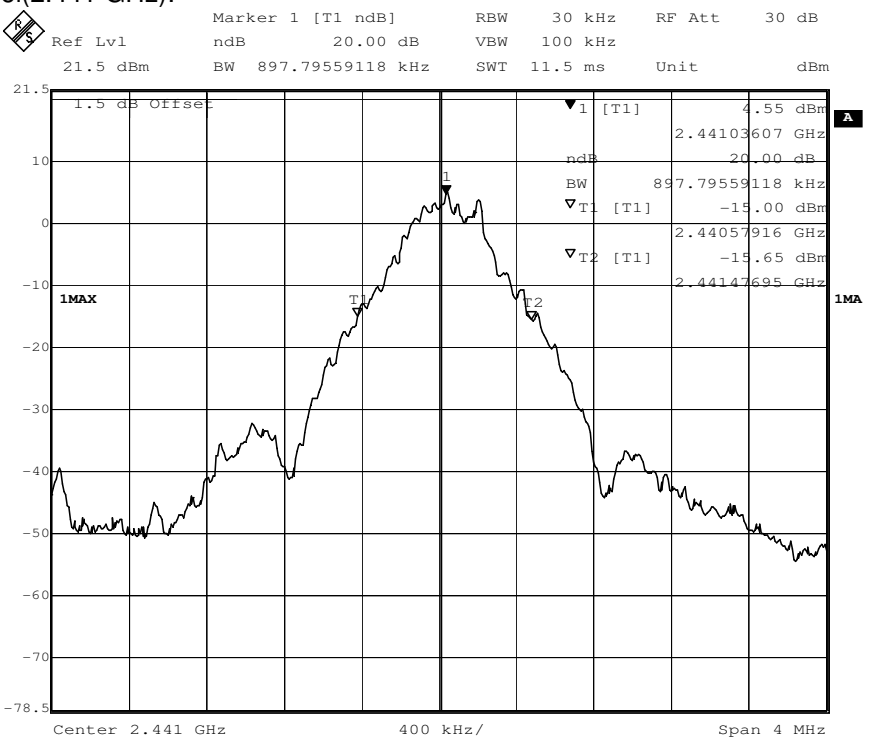


This document is issued by the Company subject to its General Conditions of Service printed overleaf, available on request or accessible at http://www.sgs.com/en/Terms-and-Conditions.aspxand,for electronic format documents, subject to Terms and Conditions for Electronic Documents at http://www.sgs.com/en/Terms-and-Conditions/Terms-e-Document.aspx. Attention is drawn to the limitation of liability, indemnification and jurisdiction issues defined therein. Any holder of this document is advised that information contained hereon reflects the Company's findings at the time of its intervention only and within the limits of Client's instructions, if any. The Company's sole responsibility is to its Client and this document does not exonerate parties to a transaction from exercising all their rights and obligations under the transaction documents. This document cannot be reproduced except in full, without prior written approval of the Company. Any unauthorized alteration, forgery or falsification of the content or appearance of this document is unlawful and offenders may be prosecuted to the fullest extent of the law.
Unless otherwise stated the results shown in this test report refer only to the sample(s) tested and such sample(s) are retained for 30 days only.

Highest Channel(2.480 GHz):

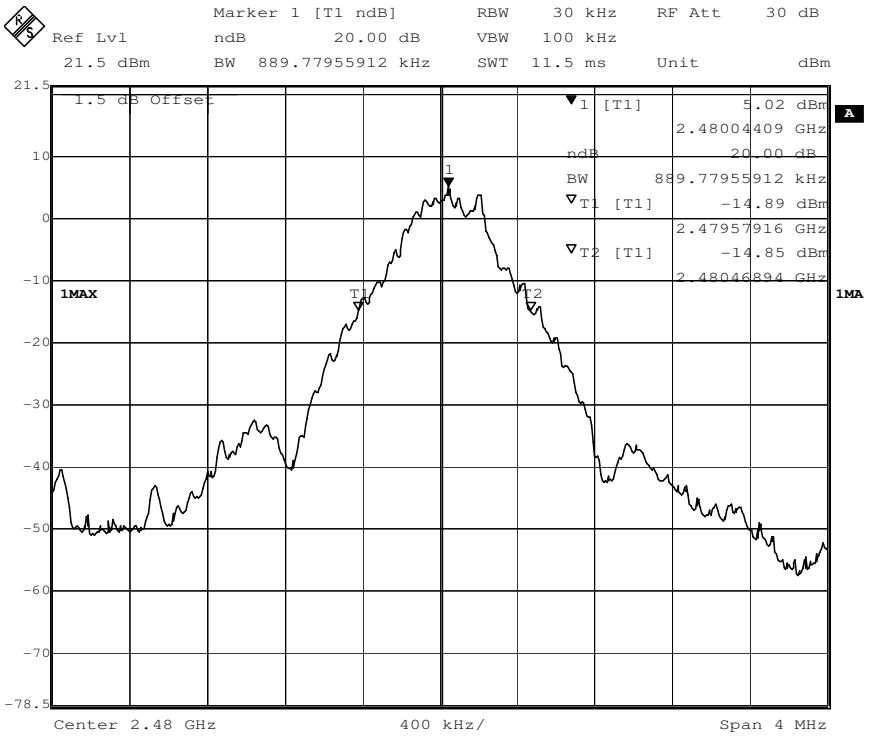


**8DPSK modulation type mode (3DH5):**

Lowest Channel(2.402 GHz):

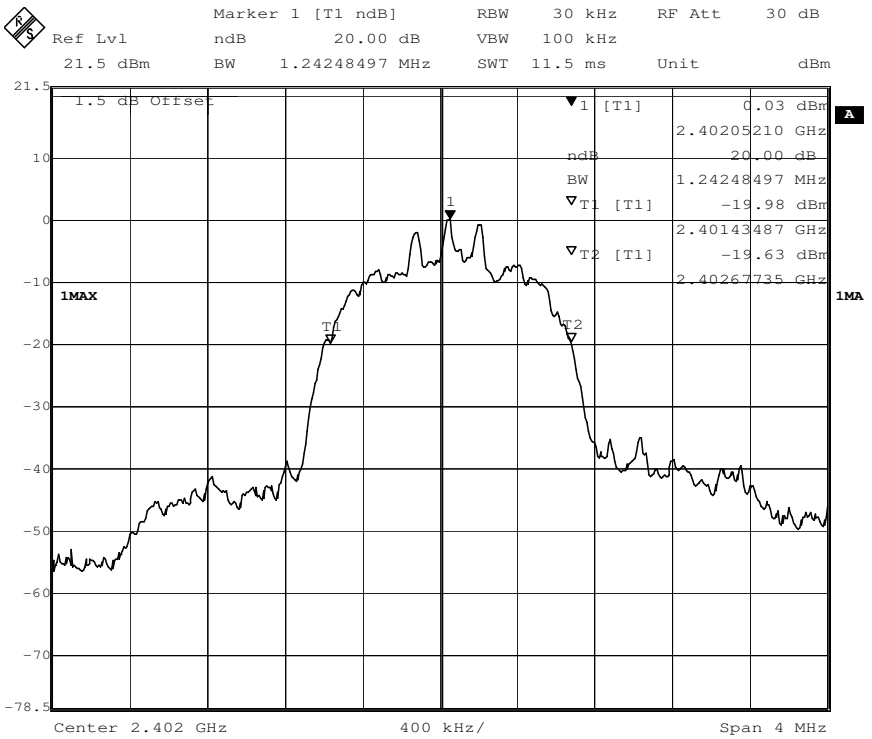


This document is issued by the Company subject to its General Conditions of Service printed overleaf, available on request or accessible at http://www.sgs.com/en/Terms-and-Conditions.aspxand,for electronic format documents, subject to Terms and Conditions for Electronic Documents at http://www.sgs.com/en/Terms-and-Conditions/Terms-e-Document.aspx. Attention is drawn to the limitation of liability, indemnification and jurisdiction issues defined therein. Any holder of this document is advised that information contained hereon reflects the Company's findings at the time of its intervention only and within the limits of Client's instructions, if any. The Company's sole responsibility is to its Client and this document does not exonerate parties to a transaction from exercising all their rights and obligations under the transaction documents. This document cannot be reproduced except in full, without prior written approval of the Company. Any unauthorized alteration, forgery or falsification of the content or appearance of this document is unlawful and offenders may be prosecuted to the fullest extent of the law.
Unless otherwise stated the results shown in this test report refer only to the sample(s) tested and such sample(s) are retained for 30 days only.

Middle Channel(2.441 GHz):

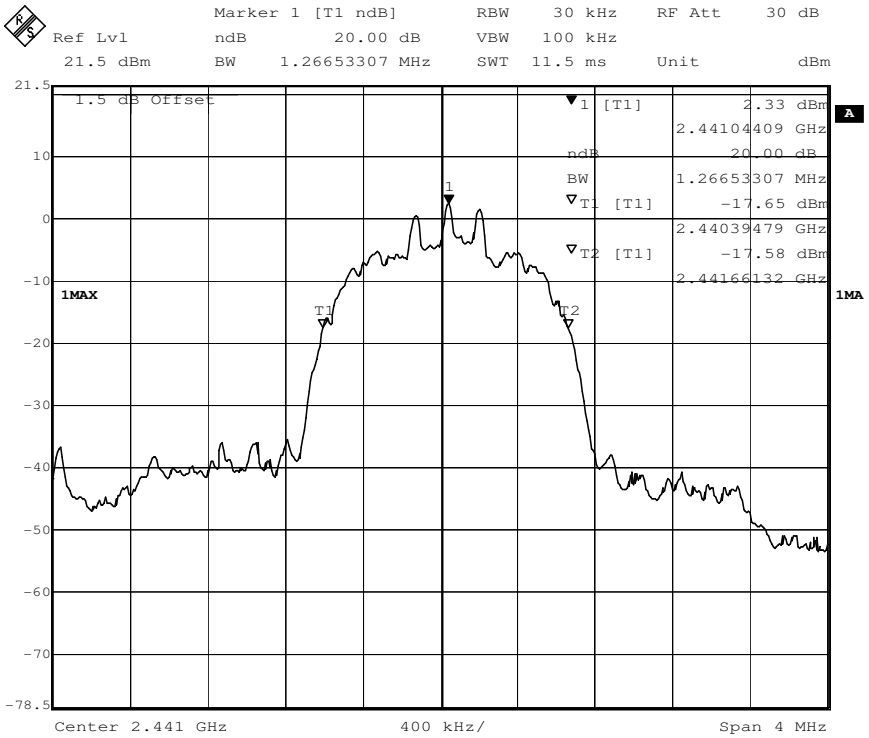


Highest Channel(2.480 GHz):

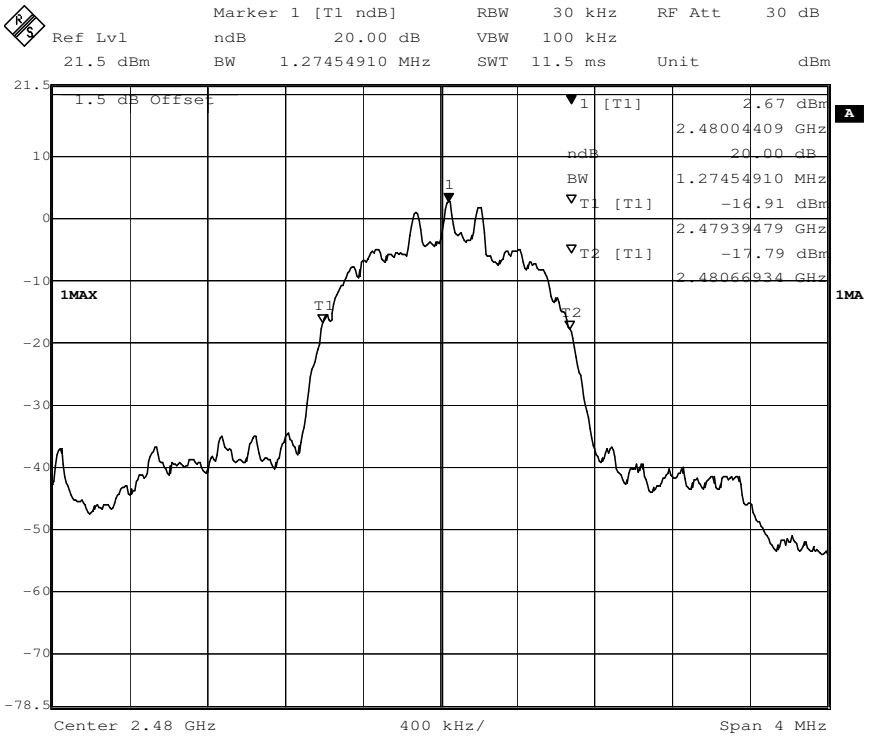


This document is issued by the Company subject to its General Conditions of Service printed overleaf, available on request or accessible at http://www.sgs.com/en/Terms-and-Conditions.aspxand,for electronic format documents, subject to Terms and Conditions for Electronic Documents at http://www.sgs.com/en/Terms-and-Conditions/Terms-e-Document.aspx. Attention is drawn to the limitation of liability, indemnification and jurisdiction issues defined therein. Any holder of this document is advised that information contained hereon reflects the Company's findings at the time of its intervention only and within the limits of Client's instructions, if any. The Company's sole responsibility is to its Client and this document does not exonerate parties to a transaction from exercising all their rights and obligations under the transaction documents. This document cannot be reproduced except in full, without prior written approval of the Company. Any unauthorized alteration, forgery or falsification of the content or appearance of this document is unlawful and offenders may be prosecuted to the fullest extent of the law.
Unless otherwise stated the results shown in this test report refer only to the sample(s) tested and such sample(s) are retained for 30 days only.

## 7.4 Carrier Frequencies Separated

**Test Requirement:** FCC Part 15 C section 15.247

(a),(1) Frequency hopping systems shall have hopping channel carrier frequencies separated by a minimum of 25 kHz or the 20 dB bandwidth of the hopping channel, whichever is greater. Alternatively, frequency hopping systems operating in the 2400-2483.5 MHz band may have hopping channel carrier frequencies that are separated by 25 kHz or two-thirds of the 20 dB bandwidth of the hopping channel, whichever is greater, provided the systems operate with an output power no greater than 125 mW.

**Test Method:** ANSI C63.10: Clause 7.8.2

**Test Status:** Pre-test the EUT in hopping mode with different data packet and modulation type. Compliance test in normal mode GFSK modulation type (DH5) as the worst case was found.

Test the EUT in B/O mode.

**Test Configuration:**

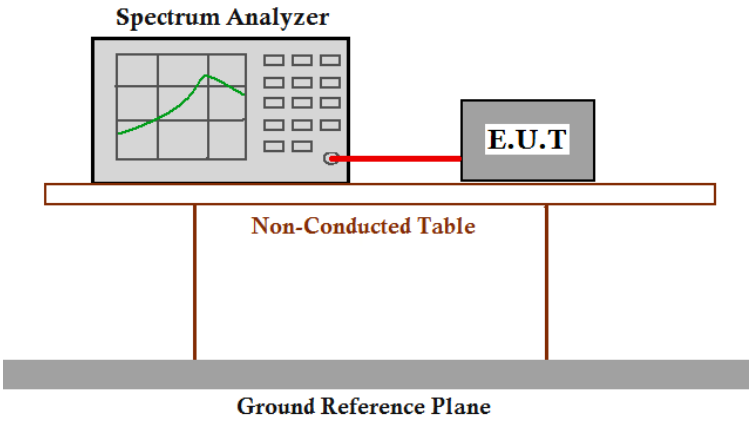


**Test Procedure:**

1. Remove the antenna from the EUT and then connect a low attenuation RF cable from the antenna port to the spectrum.
2. Set the spectrum analyzer: RBW >= 1% of the span, VBW >= RBW, Sweep = auto; Detector Function = Peak. Trace = Max, hold.
3. Allow the trace to stabilize. Use the marker-delta function to determine the separation between the peaks of the adjacent channels. The limit is specified in one of the subparagraphs of this Section. Submit this plot.

This document is issued by the Company subject to its General Conditions of Service printed overleaf, available on request or accessible at http://www.sgs.com/en/Terms-and-Conditions.aspxand,for electronic format documents, subject to Terms and Conditions for Electronic Documents at http://www.sgs.com/en/Terms-and-Conditions/Terms-e-Document.aspx. Attention is drawn to the limitation of liability, indemnification and jurisdiction issues defined therein. Any holder of this document is advised that information contained hereon reflects the Company's findings at the time of its intervention only and within the limits of Client's instructions, if any. The Company's sole responsibility is to its Client and this document does not exonerate parties to a transaction from exercising all their rights and obligations under the transaction documents. This document cannot be reproduced except in full, without prior written approval of the Company. Any unauthorized alteration, forgery or falsification of the content or appearance of this document is unlawful and offenders may be prosecuted to the fullest extent of the law.
Unless otherwise stated the results shown in this test report refer only to the sample(s) tested and such sample(s) are retained for 30 days only.

**Test result:**

| Test Channel | Carrier Frequencies Separated | Limit① | Pass/Fail |
|---|---|---|---|
| Lower Channels (channel 0 and channel 1) | 1.082MHz | 0.8280 | Pass |
| Middle Channels (channel 39 and channel 40) | 1.002MHz | 0.8440 | Pass |
| Upper Channels (channel 77 and channel 78) | 1.022MHz | 0.8493 | Pass |

Remark:

① The limit is two-thirds of the 20dB bandwidth EDR(3DH5) mode due to the transmission power is less than 0.125 W shown on section 7.8 of this report.

This document is issued by the Company subject to its General Conditions of Service printed overleaf, available on request or accessible at http://www.sgs.com/en/Terms-and-Conditions.aspxand,for electronic format documents, subject to Terms and Conditions for Electronic Documents at http://www.sgs.com/en/Terms-and-Conditions/Terms-e-Document.aspx. Attention is drawn to the limitation of liability, indemnification and jurisdiction issues defined therein. Any holder of this document is advised that information contained hereon reflects the Company's findings at the time of its intervention only and within the limits of Client's instructions, if any. The Company's sole responsibility is to its Client and this document does not exonerate parties to a transaction from exercising all their rights and obligations under the transaction documents. This document cannot be reproduced except in full, without prior written approval of the Company. Any unauthorized alteration, forgery or falsification of the content or appearance of this document is unlawful and offenders may be prosecuted to the fullest extent of the law.
Unless otherwise stated the results shown in this test report refer only to the sample(s) tested and such sample(s) are retained for 30 days only.

**Result plot as follows:**

Lowest Channels: **Carrier Frequencies Separated**

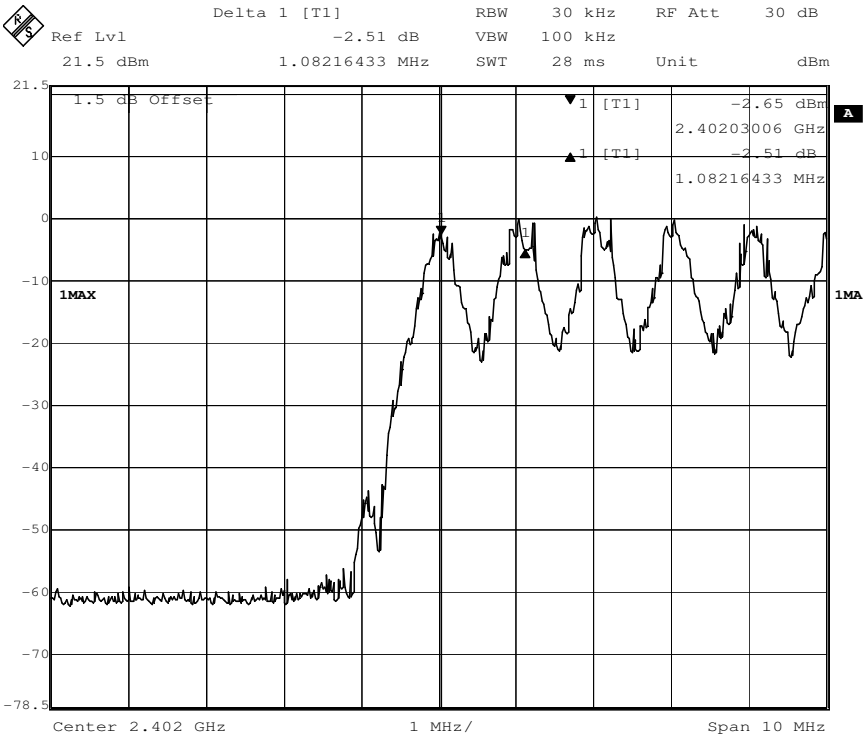


Middle Channels: **Carrier Frequencies Separated**

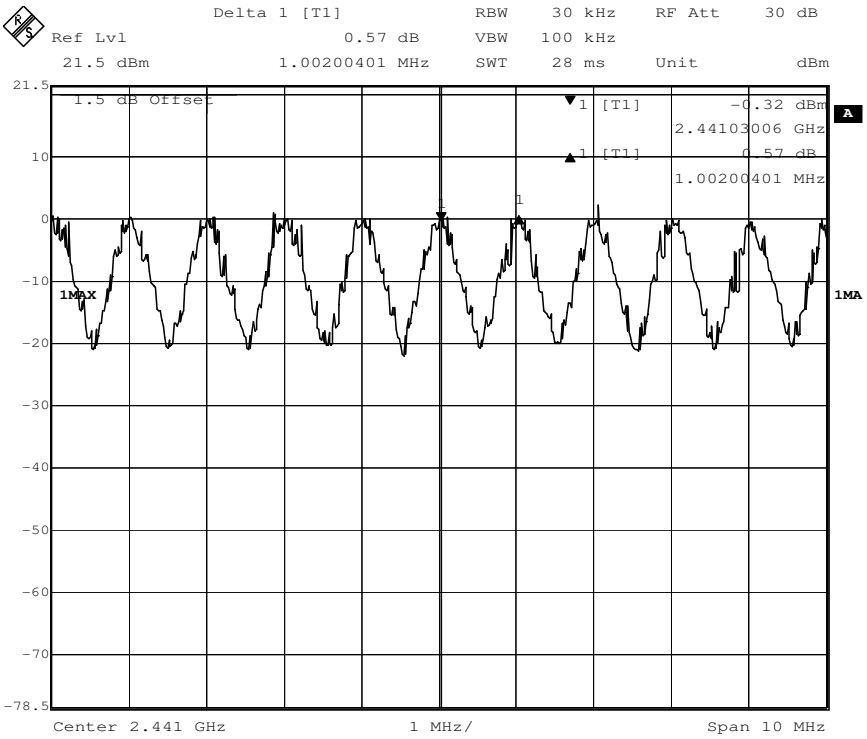


This document is issued by the Company subject to its General Conditions of Service printed overleaf, available on request or accessible at http://www.sgs.com/en/Terms-and-Conditions.aspxand,for electronic format documents, subject to Terms and Conditions for Electronic Documents at http://www.sgs.com/en/Terms-and-Conditions/Terms-e-Document.aspx. Attention is drawn to the limitation of liability, indemnification and jurisdiction issues defined therein. Any holder of this document is advised that information contained hereon reflects the Company's findings at the time of its intervention only and within the limits of Client's instructions, if any. The Company's sole responsibility is to its Client and this document does not exonerate parties to a transaction from exercising all their rights and obligations under the transaction documents. This document cannot be reproduced except in full, without prior written approval of the Company. Any unauthorized alteration, forgery or falsification of the content or appearance of this document is unlawful and offenders may be prosecuted to the fullest extent of the law.
Unless otherwise stated the results shown in this test report refer only to the sample(s) tested and such sample(s) are retained for 30 days only.

Highest Channels: **Carrier Frequencies Separated**

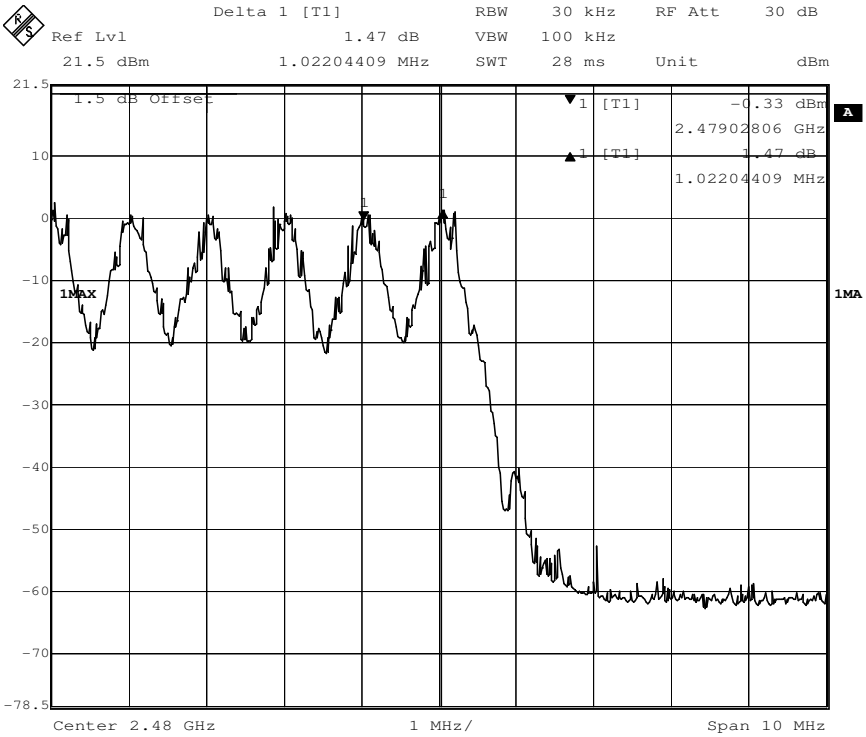


**Test result: The unit does meet the FCC requirements.**

This document is issued by the Company subject to its General Conditions of Service printed overleaf, available on request or accessible at http://www.sgs.com/en/Terms-and-Conditions.aspxand,for electronic format documents, subject to Terms and Conditions for Electronic Documents at http://www.sgs.com/en/Terms-and-Conditions/Terms-e-Document.aspx. Attention is drawn to the limitation of liability, indemnification and jurisdiction issues defined therein. Any holder of this document is advised that information contained hereon reflects the Company's findings at the time of its intervention only and within the limits of Client's instructions, if any. The Company's sole responsibility is to its Client and this document does not exonerate parties to a transaction from exercising all their rights and obligations under the transaction documents. This document cannot be reproduced except in full, without prior written approval of the Company. Any unauthorized alteration, forgery or falsification of the content or appearance of this document is unlawful and offenders may be prosecuted to the fullest extent of the law.
Unless otherwise stated the results shown in this test report refer only to the sample(s) tested and such sample(s) are retained for 30 days only.

## 7.5 Hopping Channel Number

**Test Requirement:** FCC Part15 C section 15.247

(a)(1)(iii) Frequency hopping systems in the 2400-2483.5 MHz band shall use at least 15 channels.

**Test Method:** ANSI C63.10: Clause 7.8.3

**Test Status:** Pre-test the EUT in hopping mode with different data packet and modulation type. Compliance test in hopping with normal mode GFSK modulation type (DH5) as the worst case was found.

Test the EUT in B/O mode.

**Test Configuration:**

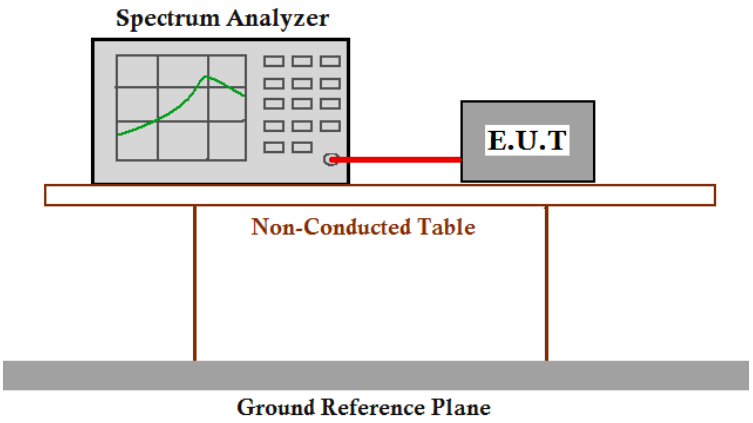


**Test Procedure:**

1. Remove the antenna from the EUT and then connect a low attenuation RF cable from the antenna port to the spectrum.
2. Set the spectrum analyzer: RBW = 100 kHz. VBW = 100 kHz. Sweep = auto; Detector Function = Peak. Trace = Max hold.
3. Allow the trace to stabilize. It may prove necessary to break the span up to sections. in order to clearly show all of the hopping frequencies. The limit is specified in one of the subparagraphs of this Section.
4. Set the spectrum analyzer: start frequency = 2400 MHz. stop frequency = 2483.5 MHz. Submit the test result graph.

This document is issued by the Company subject to its General Conditions of Service printed overleaf, available on request or accessible at http://www.sgs.com/en/Terms-and-Conditions.aspxand,for electronic format documents, subject to Terms and Conditions for Electronic Documents at http://www.sgs.com/en/Terms-and-Conditions/Terms-e-Document.aspx. Attention is drawn to the limitation of liability, indemnification and jurisdiction issues defined therein. Any holder of this document is advised that information contained hereon reflects the Company's findings at the time of its intervention only and within the limits of Client's instructions, if any. The Company's sole responsibility is to its Client and this document does not exonerate parties to a transaction from exercising all their rights and obligations under the transaction documents. This document cannot be reproduced except in full, without prior written approval of the Company. Any unauthorized alteration, forgery or falsification of the content or appearance of this document is unlawful and offenders may be prosecuted to the fullest extent of the law.
Unless otherwise stated the results shown in this test report refer only to the sample(s) tested and such sample(s) are retained for 30 days only.

**Test result:** Total channels are 79 channels.

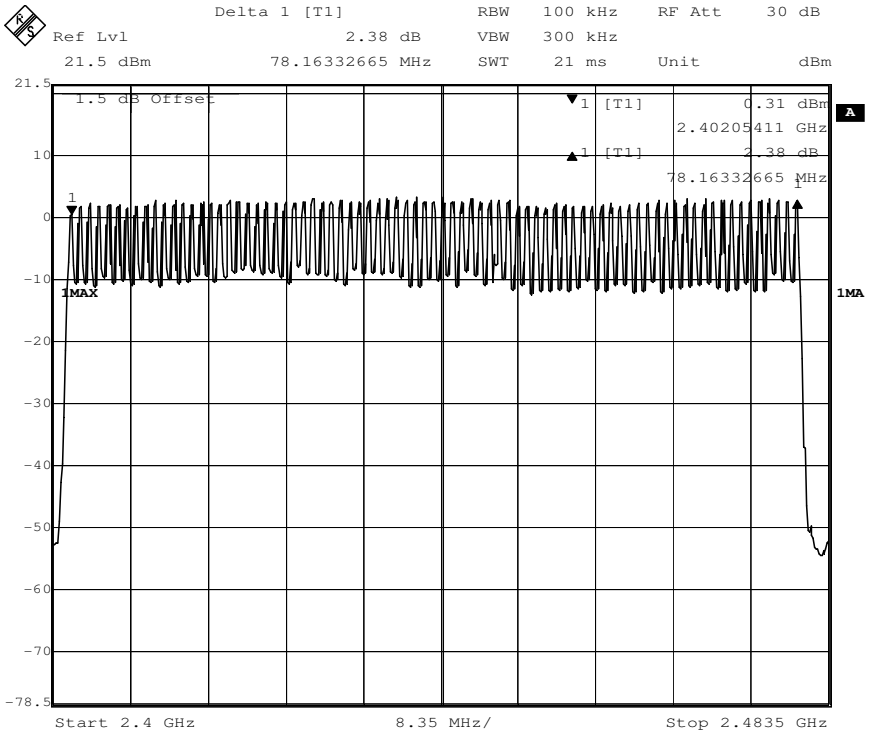


**Test result: The unit does meet the FCC requirements.**

This document is issued by the Company subject to its General Conditions of Service printed overleaf, available on request or accessible at http://www.sgs.com/en/Terms-and-Conditions.aspxand,for electronic format documents, subject to Terms and Conditions for Electronic Documents at http://www.sgs.com/en/Terms-and-Conditions/Terms-e-Document.aspx. Attention is drawn to the limitation of liability, indemnification and jurisdiction issues defined therein. Any holder of this document is advised that information contained hereon reflects the Company's findings at the time of its intervention only and within the limits of Client's instructions, if any. The Company's sole responsibility is to its Client and this document does not exonerate parties to a transaction from exercising all their rights and obligations under the transaction documents. This document cannot be reproduced except in full, without prior written approval of the Company. Any unauthorized alteration, forgery or falsification of the content or appearance of this document is unlawful and offenders may be prosecuted to the fullest extent of the law.
Unless otherwise stated the results shown in this test report refer only to the sample(s) tested and such sample(s) are retained for 30 days only.

## 7.6 Dwell Time

**Test Requirement:** FCC Part 15 C section 15.247

(a)(1)(iii) Frequency hopping systems in the 2400-2483.5 MHz band shall use at least 15 channels. The average time of occupancy on any channel shall not be greater than 0.4 seconds within a period of 0.4 seconds multiplied by the number of hopping channels employed. Frequency hopping systems may avoid or suppress transmissions on a particular hopping frequency provided that a minimum of 15 channels are used.

**Test Method:** ANSI C63.10: Clause 7.8.4

**Test Status:** Test the EUT in hopping mode at the lowest (2402 MHz), middle (2441 MHz) and highest (2480 MHz) channel with different data packet. Compliance test in hopping mode with EDR mode and 8DPSK modulation type (3DH1, 3DH3 and 3DH5) as the worst case was found.
Test the EUT in B/O mode.

**Test Configuration:**

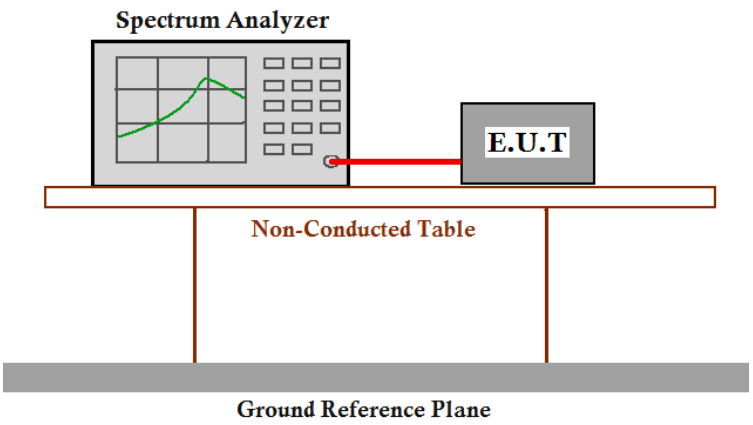


**Test Procedure:**

1. Remove the antenna from the EUT and then connect a low attenuation RF cable from the antenna port to the spectrum.
2. Set spectrum analyzer span = 0. centered on a hopping channel;
3. Set RBW = 1 MHz and VBW = 1 MHz. Sweep = as necessary to capture the entire dwell time per hopping channel. Detector Function = Peak. Trace = Max hold;
4. Use the marker-delta function to determine the dwell time. If this value varies with different modes of operation (e.g.. data rate. modulation format. etc.). Repeat this test for each variation. The limit is specified in one of the subparagraphs of this Section. Submit this plot(s). An oscilloscope may be used instead of a spectrum analyzer.

This document is issued by the Company subject to its General Conditions of Service printed overleaf, available on request or accessible at http://www.sgs.com/en/Terms-and-Conditions.aspxand,for electronic format documents, subject to Terms and Conditions for Electronic Documents at http://www.sgs.com/en/Terms-and-Conditions/Terms-e-Document.aspx. Attention is drawn to the limitation of liability, indemnification and jurisdiction issues defined therein. Any holder of this document is advised that information contained hereon reflects the Company's findings at the time of its intervention only and within the limits of Client's instructions, if any. The Company's sole responsibility is to its Client and this document does not exonerate parties to a transaction from exercising all their rights and obligations under the transaction documents. This document cannot be reproduced except in full, without prior written approval of the Company. Any unauthorized alteration, forgery or falsification of the content or appearance of this document is unlawful and offenders may be prosecuted to the fullest extent of the law.
Unless otherwise stated the results shown in this test report refer only to the sample(s) tested and such sample(s) are retained for 30 days only.

**Test Result:**

The test period: T= 0.4 Second/Channel x 79 Channel = 31.6 s

| | | | | | | | | | | | |
|---|---|---|---|---|---|---|---|---|---|---|---|
| **1. Channel 0:** 2.402GHz | | | | | | | | | | | |
| 3DH1 time slot | = | 0.430 | (ms) | * | 32 | * | (31.6/3.16) | = | 137.600 | ms |
| 3DH3 time slot | = | 1.683 | (ms) | * | 16 | * | (31.6/3.16) | = | 269.280 | ms |
| 3DH5 time slot | = | 2.945 | (ms) | * | 11 | * | (31.6/3.16) | = | 323.950 | ms |
| **2. Channel 39:** 2.441GHz | | | | | | | | | | |
| 3DH1 time slot | = | 0.440 | (ms) | * | 33 | * | (31.6/3.16) | = | 145.200 | ms |
| 3DH3 time slot | = | 1.693 | (ms) | * | 16 | * | (31.6/3.16) | = | 270.880 | ms |
| 3DH5 time slot | = | 2.945 | (ms) | * | 11 | * | (31.6/3.16) | = | 323.950 | ms |
| **3. Channel 78:** 2.480GHz | | | | | | | | | | |
| 3DH1 time slot | = | 0.440 | (ms) | * | 32 | * | (31.6/3.16) | = | 140.800 | ms |
| 3DH3 time slot | = | 1.693 | (ms) | * | 16 | * | (31.6/3.16) | = | 270.880 | ms |
| 3DH5 time slot | = | 2.945 | (ms) | * | 11 | * | (31.6/3.16) | = | 323.950 | ms |

The average time of occupancy in the specified 31.6 second period is equal to pulse width*(# of pulse in observation period)*(test period / observation period)

The results are not greater than 0.4 seconds.

**The unit does meet the FCC requirements.**

This document is issued by the Company subject to its General Conditions of Service printed overleaf, available on request or accessible at http://www.sgs.com/en/Terms-and-Conditions.aspxand,for electronic format documents, subject to Terms and Conditions for Electronic Documents at http://www.sgs.com/en/Terms-and-Conditions/Terms-e-Document.aspx. Attention is drawn to the limitation of liability, indemnification and jurisdiction issues defined therein. Any holder of this document is advised that information contained hereon reflects the Company's findings at the time of its intervention only and within the limits of Client's instructions, if any. The Company's sole responsibility is to its Client and this document does not exonerate parties to a transaction from exercising all their rights and obligations under the transaction documents. This document cannot be reproduced except in full, without prior written approval of the Company. Any unauthorized alteration, forgery or falsification of the content or appearance of this document is unlawful and offenders may be prosecuted to the fullest extent of the law.
Unless otherwise stated the results shown in this test report refer only to the sample(s) tested and such sample(s) are retained for 30 days only.

**Result plot as follows:**

**1. Lowest channel (2.402 GHz):**

(1). 3DH1

Pulse Width:

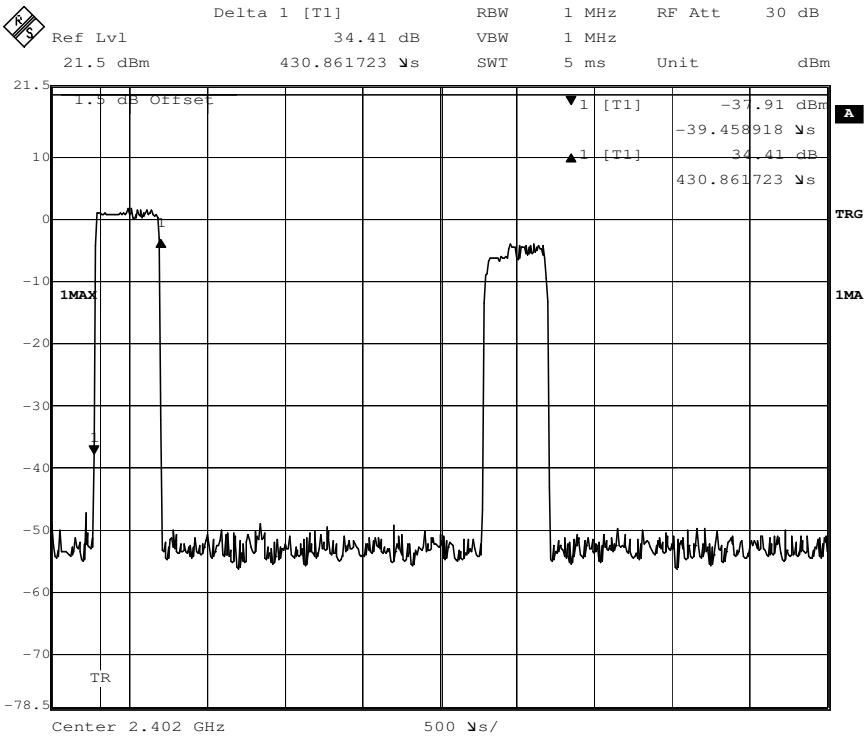


Number of Pulses in 3.16 S observation period:

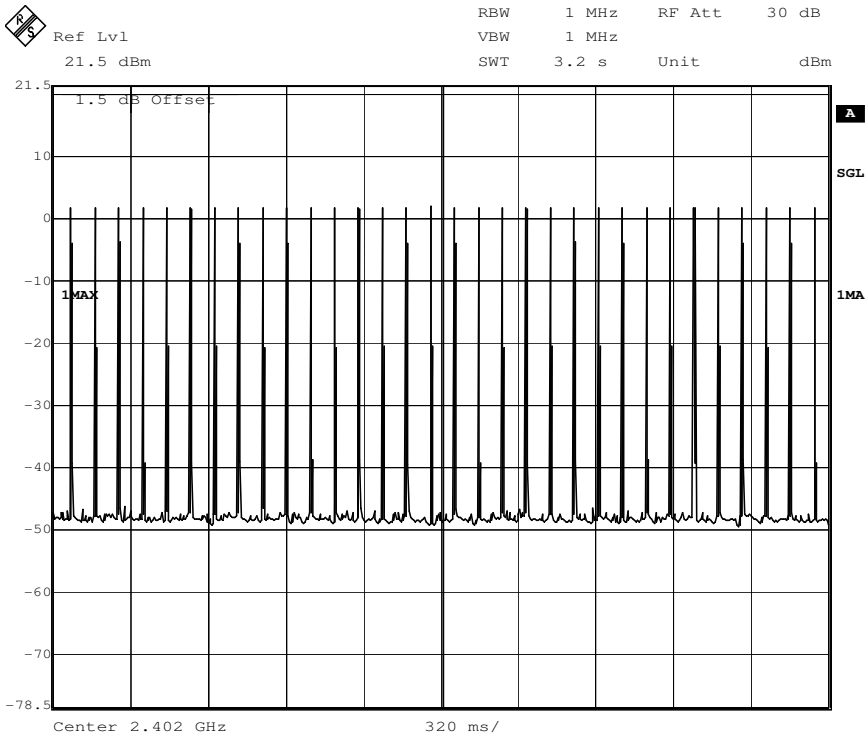


This document is issued by the Company subject to its General Conditions of Service printed overleaf, available on request or accessible at http://www.sgs.com/en/Terms-and-Conditions.aspxand,for electronic format documents, subject to Terms and Conditions for Electronic Documents at http://www.sgs.com/en/Terms-and-Conditions/Terms-e-Document.aspx. Attention is drawn to the limitation of liability, indemnification and jurisdiction issues defined therein. Any holder of this document is advised that information contained hereon reflects the Company's findings at the time of its intervention only and within the limits of Client's instructions, if any. The Company's sole responsibility is to its Client and this document does not exonerate parties to a transaction from exercising all their rights and obligations under the transaction documents. This document cannot be reproduced except in full, without prior written approval of the Company. Any unauthorized alteration, forgery or falsification of the content or appearance of this document is unlawful and offenders may be prosecuted to the fullest extent of the law.
Unless otherwise stated the results shown in this test report refer only to the sample(s) tested and such sample(s) are retained for 30 days only.

(2) 3DH3

Pulse Width:

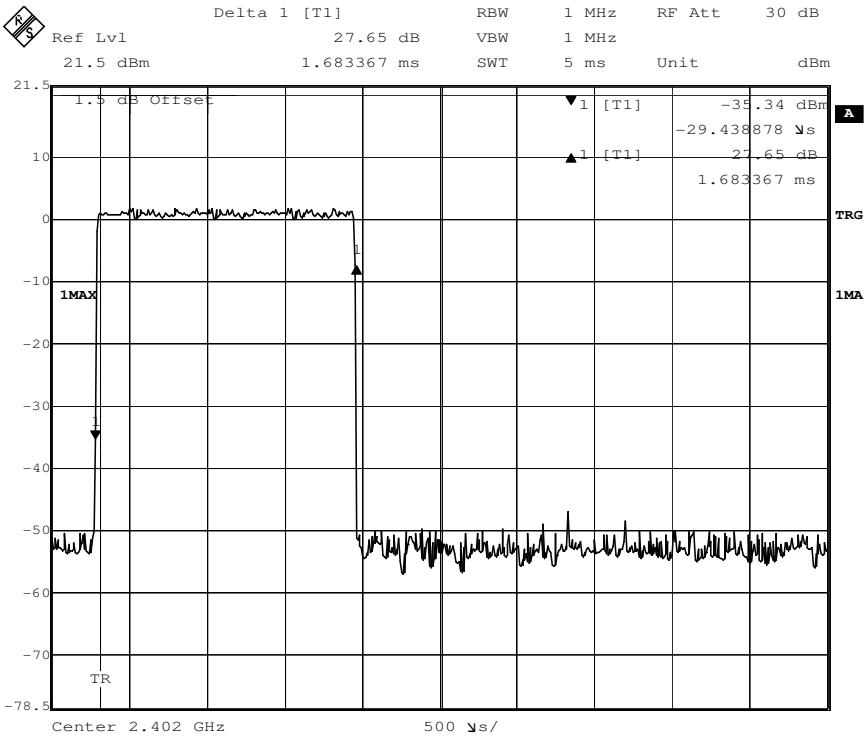


Number of Pulses in 3.16 S observation period:

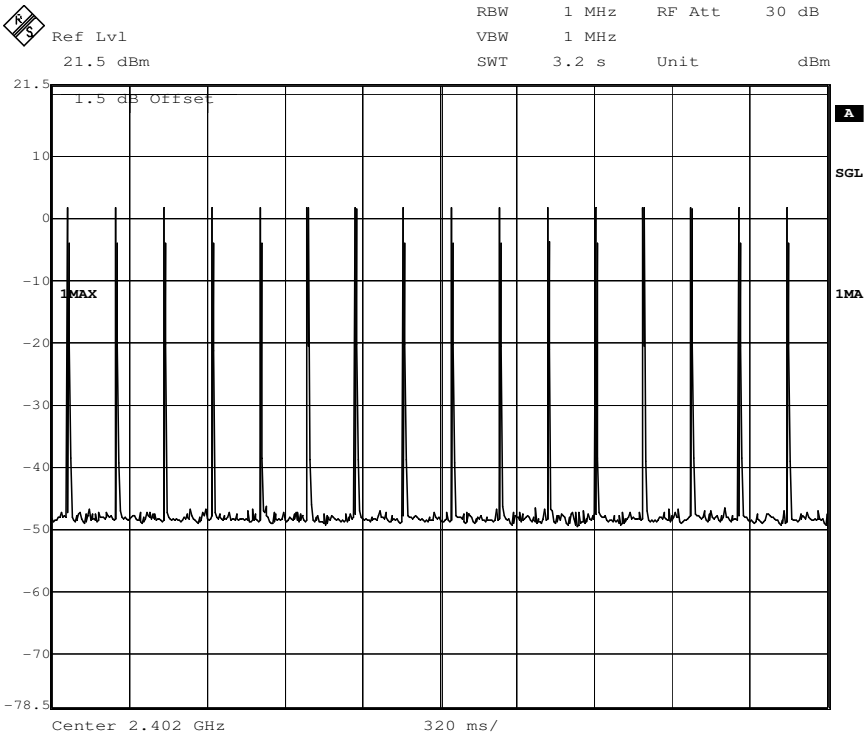


This document is issued by the Company subject to its General Conditions of Service printed overleaf, available on request or accessible at http://www.sgs.com/en/Terms-and-Conditions.aspxand,for electronic format documents, subject to Terms and Conditions for Electronic Documents at http://www.sgs.com/en/Terms-and-Conditions/Terms-e-Document.aspx. Attention is drawn to the limitation of liability, indemnification and jurisdiction issues defined therein. Any holder of this document is advised that information contained hereon reflects the Company's findings at the time of its intervention only and within the limits of Client's instructions, if any. The Company's sole responsibility is to its Client and this document does not exonerate parties to a transaction from exercising all their rights and obligations under the transaction documents. This document cannot be reproduced except in full, without prior written approval of the Company. Any unauthorized alteration, forgery or falsification of the content or appearance of this document is unlawful and offenders may be prosecuted to the fullest extent of the law.
Unless otherwise stated the results shown in this test report refer only to the sample(s) tested and such sample(s) are retained for 30 days only.

(3) 3DH5

Pulse Width:

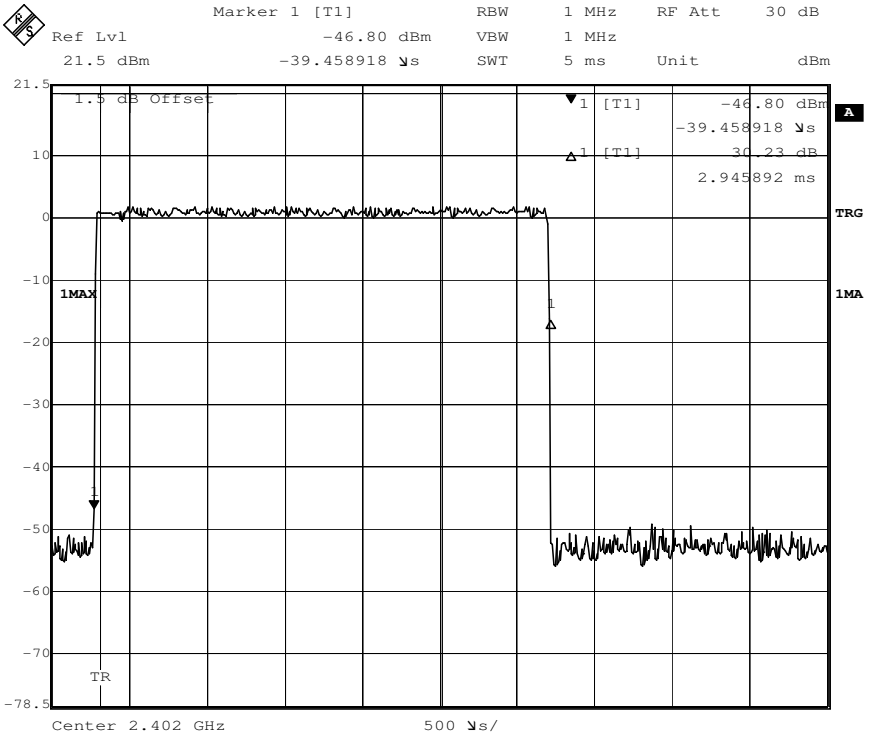


Number of Pulses in 3.16 S observation period:

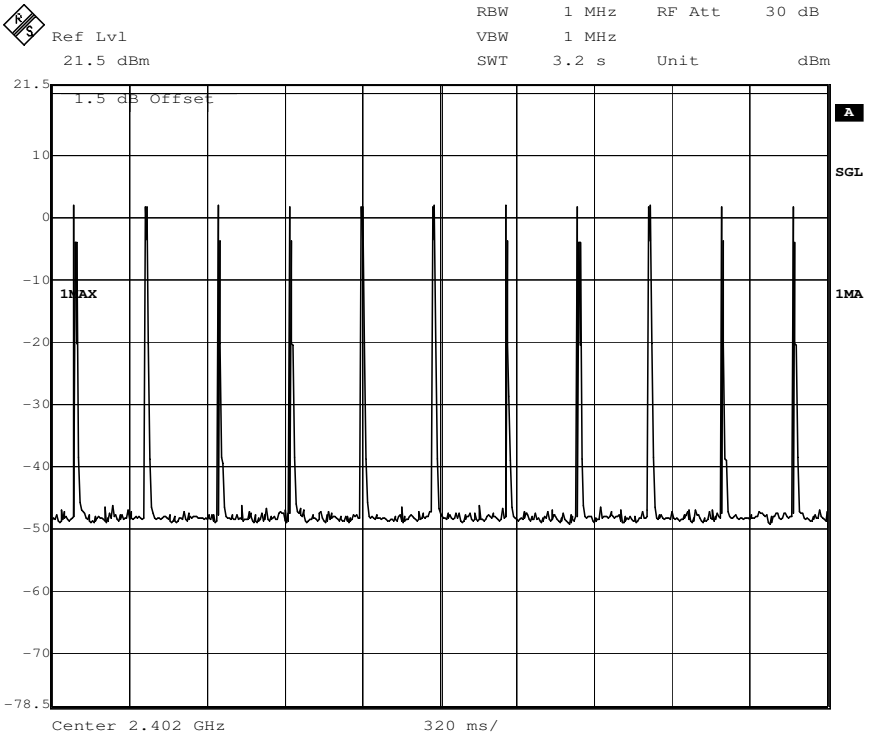


This document is issued by the Company subject to its General Conditions of Service printed overleaf, available on request or accessible at http://www.sgs.com/en/Terms-and-Conditions.aspxand,for electronic format documents, subject to Terms and Conditions for Electronic Documents at http://www.sgs.com/en/Terms-and-Conditions/Terms-e-Document.aspx. Attention is drawn to the limitation of liability, indemnification and jurisdiction issues defined therein. Any holder of this document is advised that information contained hereon reflects the Company's findings at the time of its intervention only and within the limits of Client's instructions, if any. The Company's sole responsibility is to its Client and this document does not exonerate parties to a transaction from exercising all their rights and obligations under the transaction documents. This document cannot be reproduced except in full, without prior written approval of the Company. Any unauthorized alteration, forgery or falsification of the content or appearance of this document is unlawful and offenders may be prosecuted to the fullest extent of the law.
Unless otherwise stated the results shown in this test report refer only to the sample(s) tested and such sample(s) are retained for 30 days only.

**2. Middle Channel (2.441 GHz):**

(1). 3DH1

Pulse Width:

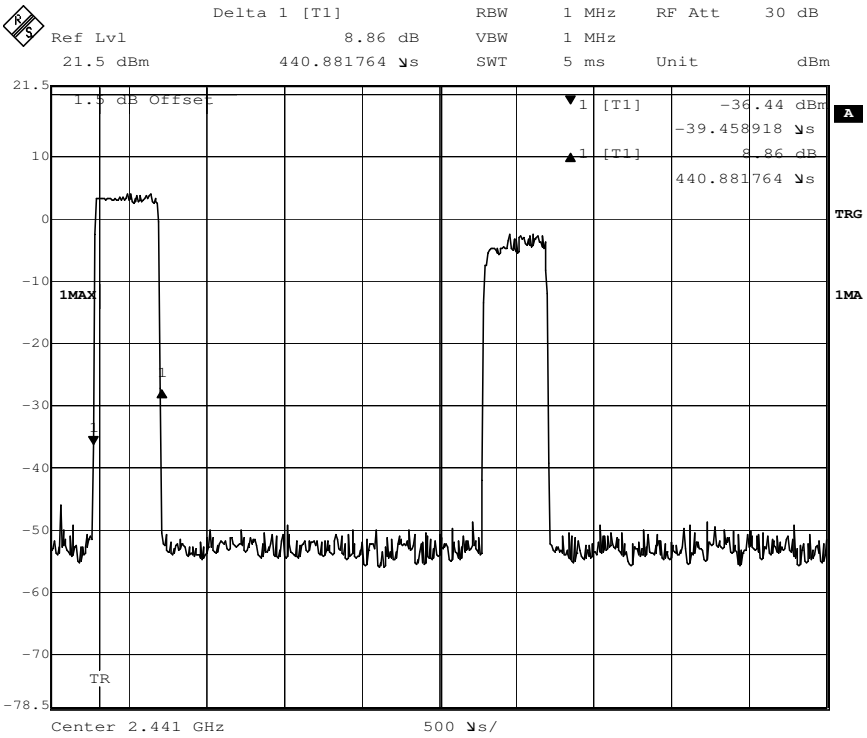


Number of Pulses in 3.16 S observation period:

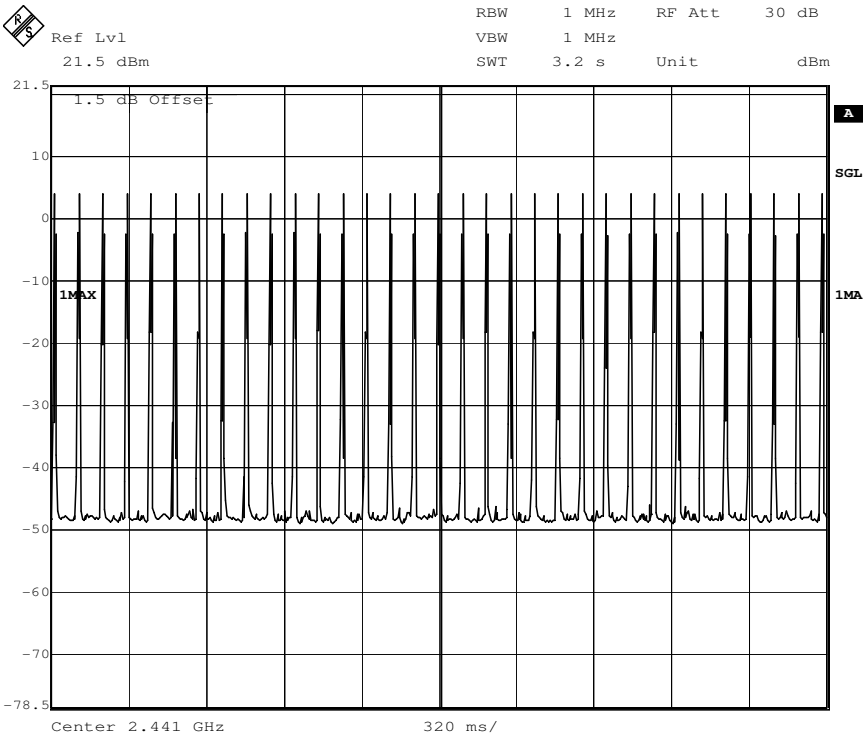


This document is issued by the Company subject to its General Conditions of Service printed overleaf, available on request or accessible at http://www.sgs.com/en/Terms-and-Conditions.aspxand,for electronic format documents, subject to Terms and Conditions for Electronic Documents at http://www.sgs.com/en/Terms-and-Conditions/Terms-e-Document.aspx. Attention is drawn to the limitation of liability, indemnification and jurisdiction issues defined therein. Any holder of this document is advised that information contained hereon reflects the Company's findings at the time of its intervention only and within the limits of Client's instructions, if any. The Company's sole responsibility is to its Client and this document does not exonerate parties to a transaction from exercising all their rights and obligations under the transaction documents. This document cannot be reproduced except in full, without prior written approval of the Company. Any unauthorized alteration, forgery or falsification of the content or appearance of this document is unlawful and offenders may be prosecuted to the fullest extent of the law.
Unless otherwise stated the results shown in this test report refer only to the sample(s) tested and such sample(s) are retained for 30 days only.

(2) 3DH3

Pulse Width:

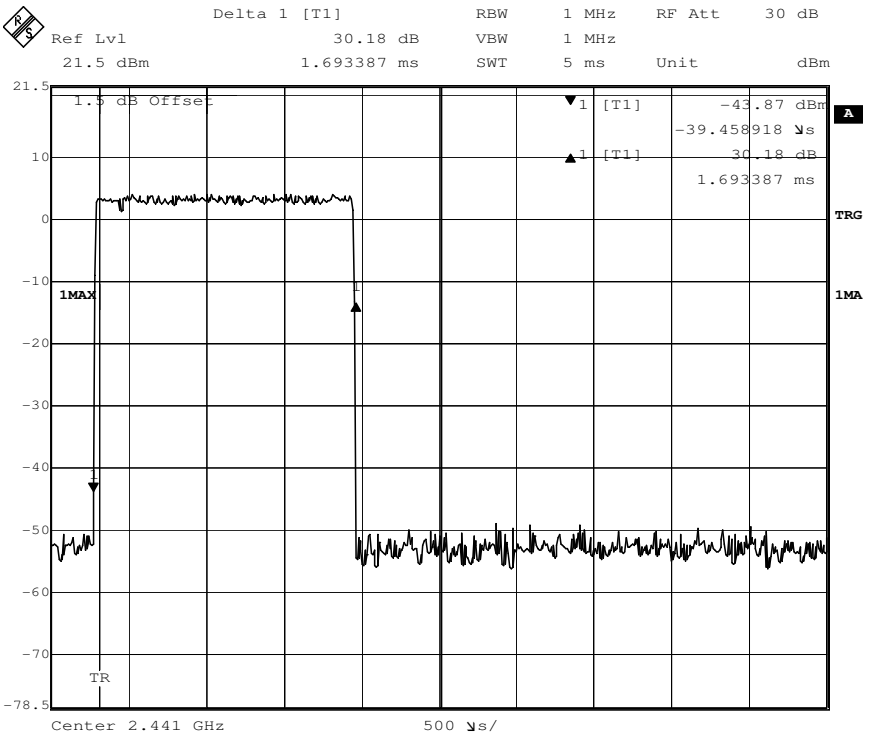


Number of Pulses in 3.16 S observation period:

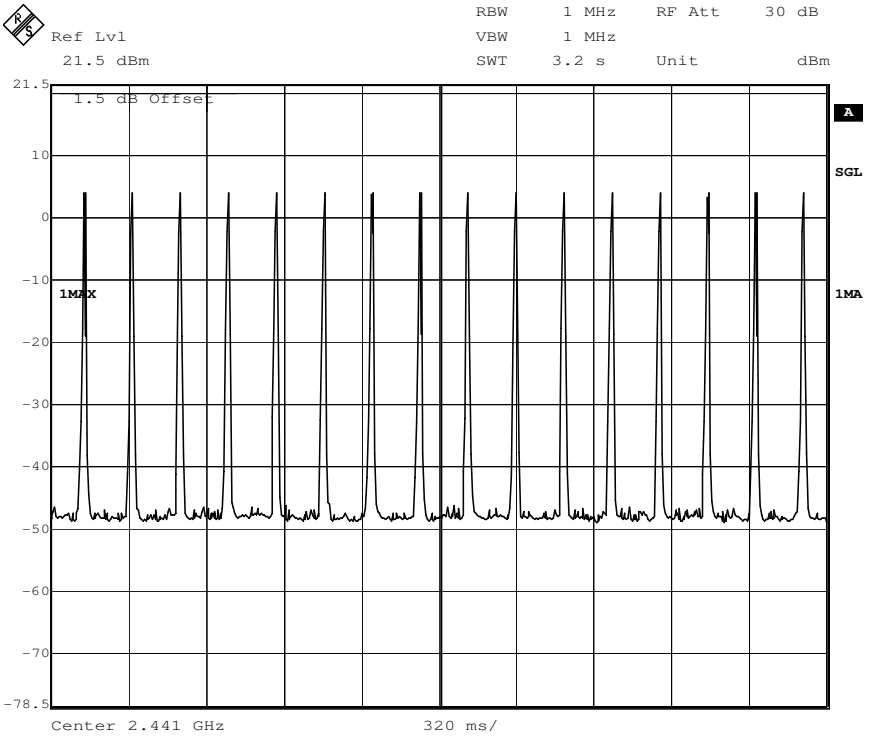


This document is issued by the Company subject to its General Conditions of Service printed overleaf, available on request or accessible at http://www.sgs.com/en/Terms-and-Conditions.aspxand,for electronic format documents, subject to Terms and Conditions for Electronic Documents at http://www.sgs.com/en/Terms-and-Conditions/Terms-e-Document.aspx. Attention is drawn to the limitation of liability, indemnification and jurisdiction issues defined therein. Any holder of this document is advised that information contained hereon reflects the Company's findings at the time of its intervention only and within the limits of Client's instructions, if any. The Company's sole responsibility is to its Client and this document does not exonerate parties to a transaction from exercising all their rights and obligations under the transaction documents. This document cannot be reproduced except in full, without prior written approval of the Company. Any unauthorized alteration, forgery or falsification of the content or appearance of this document is unlawful and offenders may be prosecuted to the fullest extent of the law.
Unless otherwise stated the results shown in this test report refer only to the sample(s) tested and such sample(s) are retained for 30 days only.

(3) 3DH5

Pulse Width:

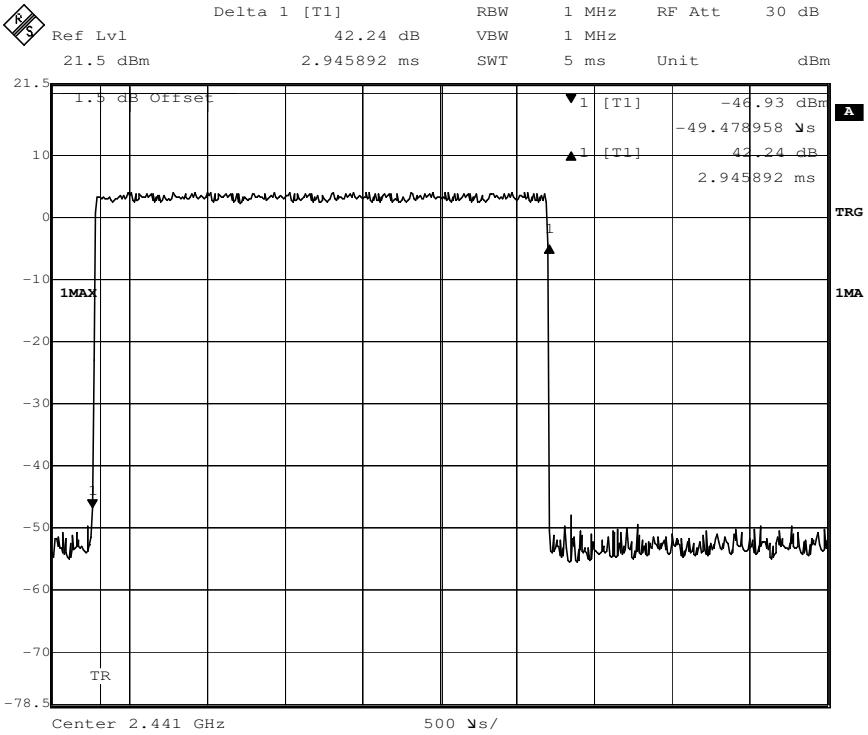


Number of Pulses in 3.16 S observation period:

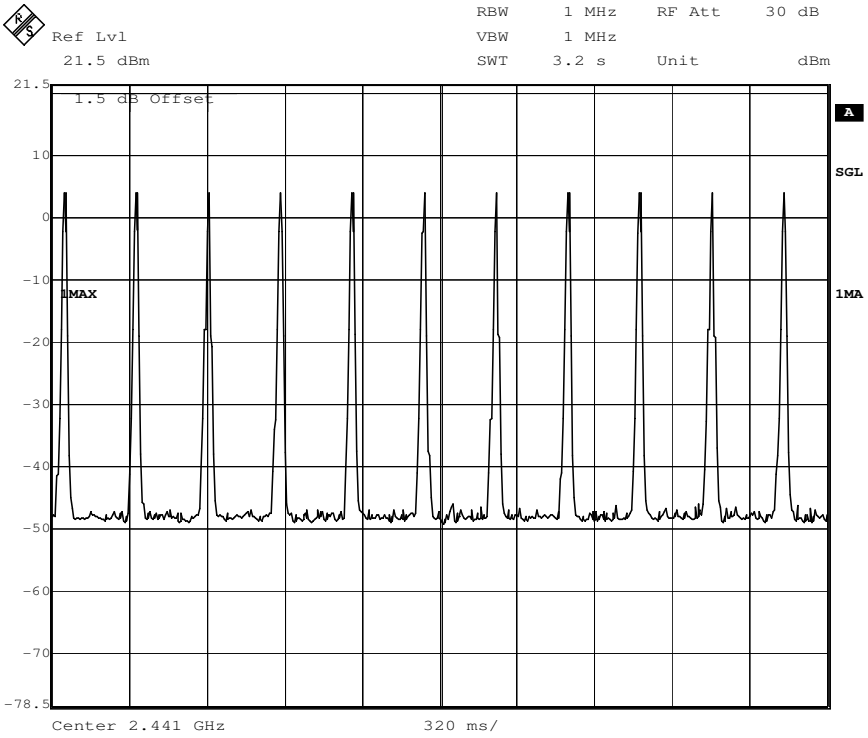


This document is issued by the Company subject to its General Conditions of Service printed overleaf, available on request or accessible at http://www.sgs.com/en/Terms-and-Conditions.aspxand,for electronic format documents, subject to Terms and Conditions for Electronic Documents at http://www.sgs.com/en/Terms-and-Conditions/Terms-e-Document.aspx. Attention is drawn to the limitation of liability, indemnification and jurisdiction issues defined therein. Any holder of this document is advised that information contained hereon reflects the Company's findings at the time of its intervention only and within the limits of Client's instructions, if any. The Company's sole responsibility is to its Client and this document does not exonerate parties to a transaction from exercising all their rights and obligations under the transaction documents. This document cannot be reproduced except in full, without prior written approval of the Company. Any unauthorized alteration, forgery or falsification of the content or appearance of this document is unlawful and offenders may be prosecuted to the fullest extent of the law.
Unless otherwise stated the results shown in this test report refer only to the sample(s) tested and such sample(s) are retained for 30 days only.

**3. Highest Channel (2.480 GHz):**

(1). 3DH1

Pulse Width:

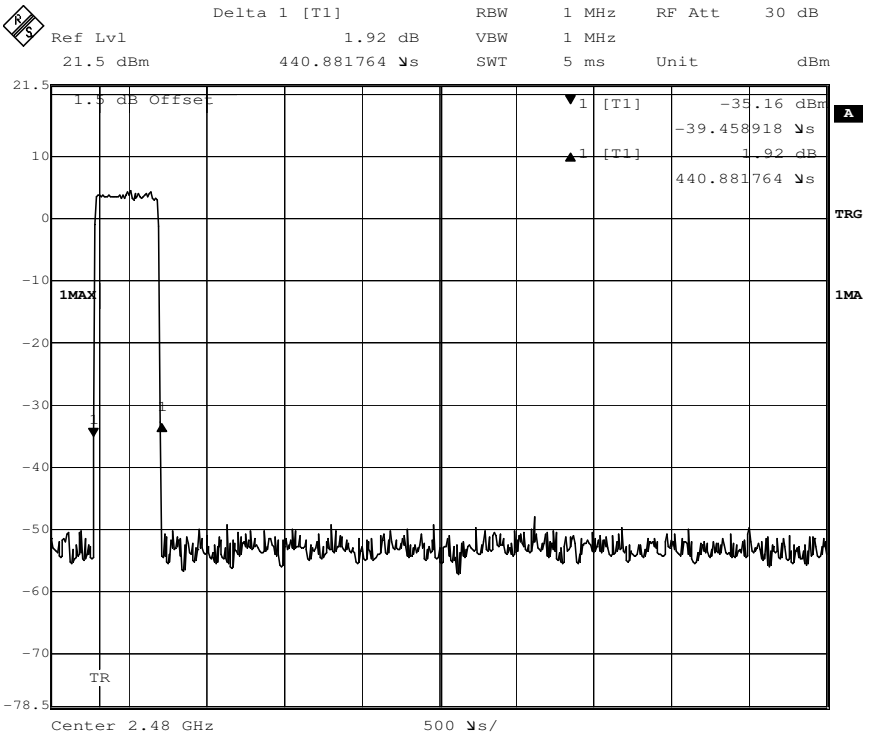


Number of Pulses in 3.16 S observation period:

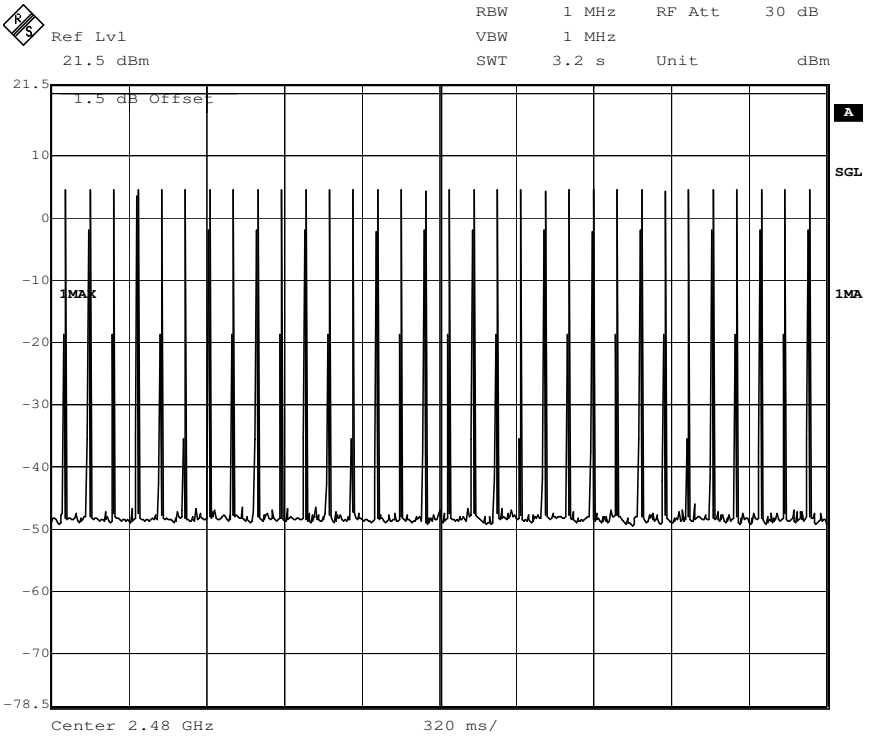


This document is issued by the Company subject to its General Conditions of Service printed overleaf, available on request or accessible at http://www.sgs.com/en/Terms-and-Conditions.aspxand,for electronic format documents, subject to Terms and Conditions for Electronic Documents at http://www.sgs.com/en/Terms-and-Conditions/Terms-e-Document.aspx. Attention is drawn to the limitation of liability, indemnification and jurisdiction issues defined therein. Any holder of this document is advised that information contained hereon reflects the Company's findings at the time of its intervention only and within the limits of Client's instructions, if any. The Company's sole responsibility is to its Client and this document does not exonerate parties to a transaction from exercising all their rights and obligations under the transaction documents. This document cannot be reproduced except in full, without prior written approval of the Company. Any unauthorized alteration, forgery or falsification of the content or appearance of this document is unlawful and offenders may be prosecuted to the fullest extent of the law.
Unless otherwise stated the results shown in this test report refer only to the sample(s) tested and such sample(s) are retained for 30 days only.

(2) 3DH3

Pulse Width:

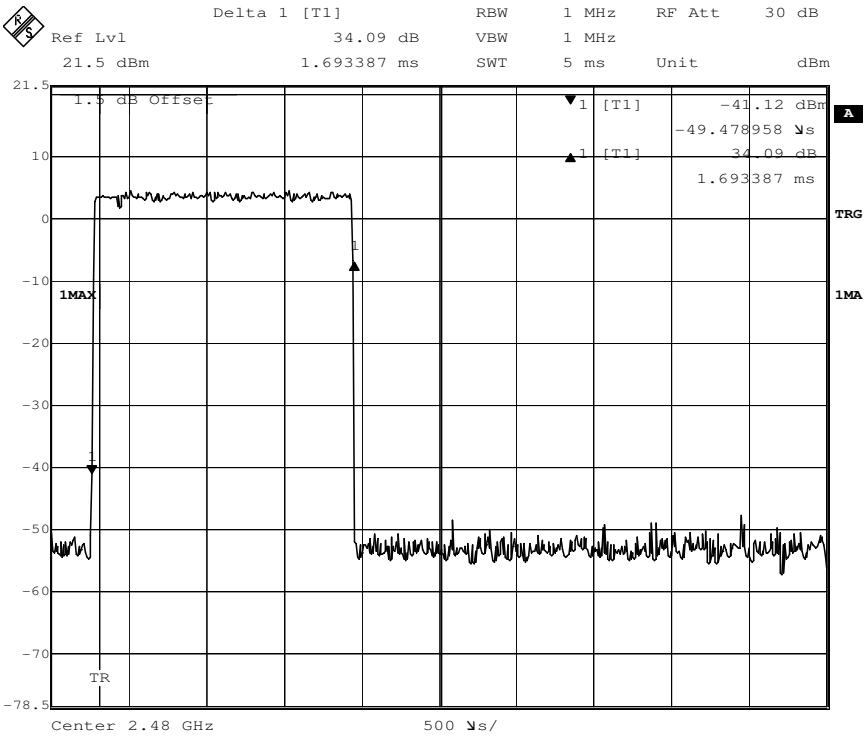


Number of Pulses in 3.16 S observation period:

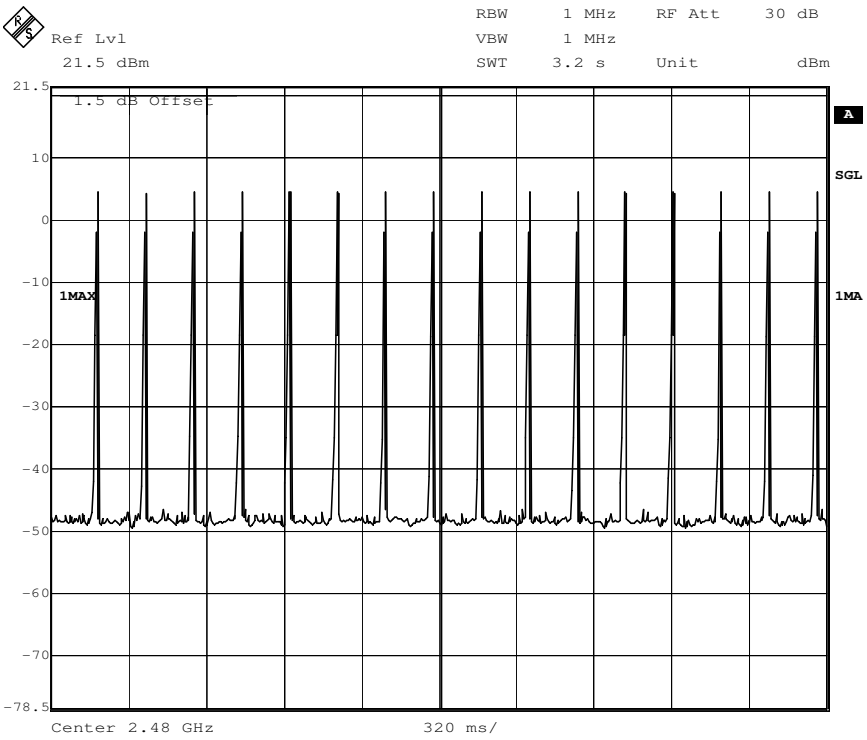


This document is issued by the Company subject to its General Conditions of Service printed overleaf, available on request or accessible at http://www.sgs.com/en/Terms-and-Conditions.aspxand,for electronic format documents, subject to Terms and Conditions for Electronic Documents at http://www.sgs.com/en/Terms-and-Conditions/Terms-e-Document.aspx. Attention is drawn to the limitation of liability, indemnification and jurisdiction issues defined therein. Any holder of this document is advised that information contained hereon reflects the Company's findings at the time of its intervention only and within the limits of Client's instructions, if any. The Company's sole responsibility is to its Client and this document does not exonerate parties to a transaction from exercising all their rights and obligations under the transaction documents. This document cannot be reproduced except in full, without prior written approval of the Company. Any unauthorized alteration, forgery or falsification of the content or appearance of this document is unlawful and offenders may be prosecuted to the fullest extent of the law.
Unless otherwise stated the results shown in this test report refer only to the sample(s) tested and such sample(s) are retained for 30 days only.

(3) 3DH5

Pulse Width:

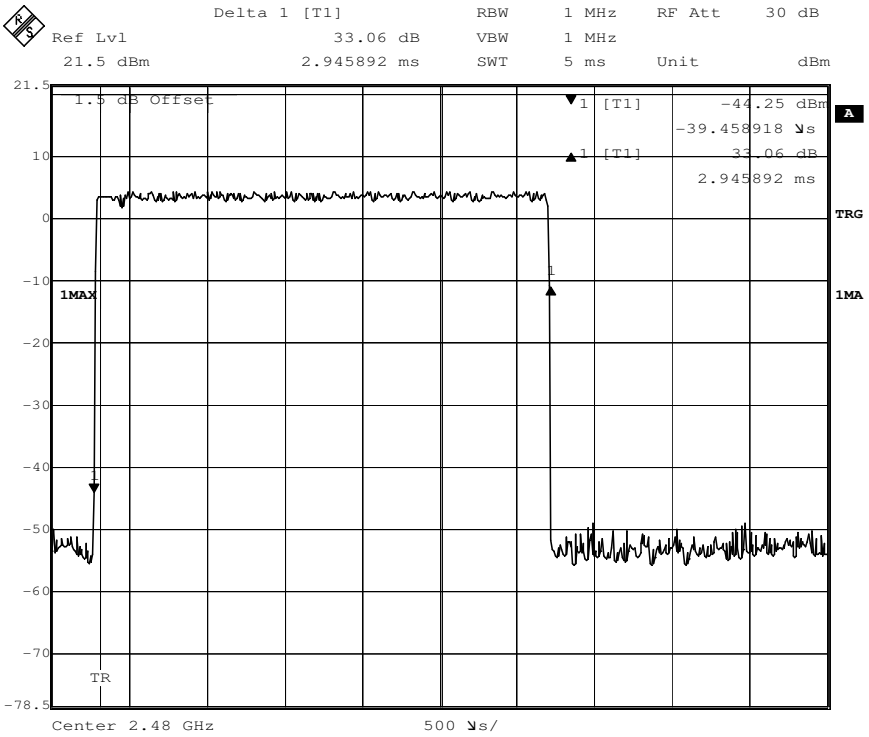


Number of Pulses in 3.16 S observation period:

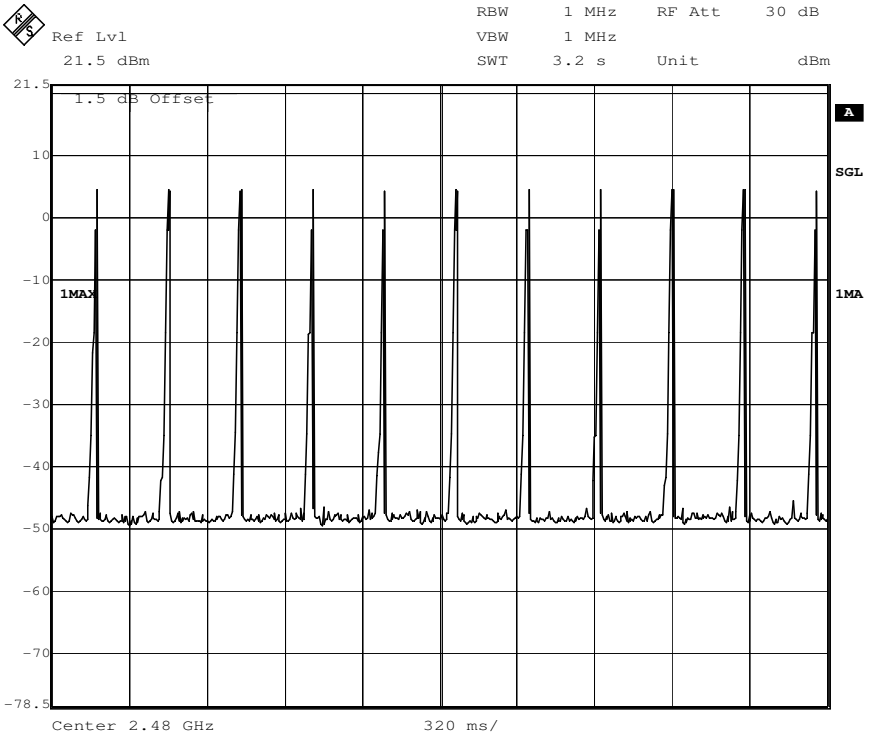


This document is issued by the Company subject to its General Conditions of Service printed overleaf, available on request or accessible at http://www.sgs.com/en/Terms-and-Conditions.aspxand,for electronic format documents, subject to Terms and Conditions for Electronic Documents at http://www.sgs.com/en/Terms-and-Conditions/Terms-e-Document.aspx. Attention is drawn to the limitation of liability, indemnification and jurisdiction issues defined therein. Any holder of this document is advised that information contained hereon reflects the Company's findings at the time of its intervention only and within the limits of Client's instructions, if any. The Company's sole responsibility is to its Client and this document does not exonerate parties to a transaction from exercising all their rights and obligations under the transaction documents. This document cannot be reproduced except in full, without prior written approval of the Company. Any unauthorized alteration, forgery or falsification of the content or appearance of this document is unlawful and offenders may be prosecuted to the fullest extent of the law.
Unless otherwise stated the results shown in this test report refer only to the sample(s) tested and such sample(s) are retained for 30 days only.

## 7.7 Pseudorandom Frequency Hopping Sequence

### 7.7.1 Standard requirement

15.247(a)(1) requirement:

Frequency hopping systems shall have hopping channel carrier frequencies separated by a minimum of 25 kHz or the 20 dB bandwidth of the hopping channel, whichever is greater.

Alternatively. Frequency hopping systems operating in the 2400-2483.5 MHz band may have hopping channel carrier frequencies that are separated by 25 kHz or two-thirds of the 20 dB bandwidth of the hopping channel, whichever is greater, provided the systems operate with an output power no greater than 125 mW. The system shall hop to channel frequencies that are selected at the system hopping rate from a Pseudorandom ordered list of hopping frequencies. Each frequency must be used equally on the average by each transmitter. The system receivers shall have input bandwidths that match the hopping channel bandwidths of their corresponding transmitters and shall shift frequencies in synchronization with the transmitted signals.

This document is issued by the Company subject to its General Conditions of Service printed overleaf, available on request or accessible at http://www.sgs.com/en/Terms-and-Conditions.aspxand,for electronic format documents, subject to Terms and Conditions for Electronic Documents at http://www.sgs.com/en/Terms-and-Conditions/Terms-e-Document.aspx. Attention is drawn to the limitation of liability, indemnification and jurisdiction issues defined therein. Any holder of this document is advised that information contained hereon reflects the Company's findings at the time of its intervention only and within the limits of Client's instructions, if any. The Company's sole responsibility is to its Client and this document does not exonerate parties to a transaction from exercising all their rights and obligations under the transaction documents. This document cannot be reproduced except in full, without prior written approval of the Company. Any unauthorized alteration, forgery or falsification of the content or appearance of this document is unlawful and offenders may be prosecuted to the fullest extent of the law.
Unless otherwise stated the results shown in this test report refer only to the sample(s) tested and such sample(s) are retained for 30 days only.

### 7.7.2 Other requirements Frequency Hopping Spread Spectrum System

| **Test Requirement:** | 47 CFR Part 15**C Section 15.247 (a)(1), (h) requirement:** |
|---|---|

The system shall hop to channel frequencies that are selected at the system hopping rate from a Pseudorandom ordered list of hopping frequencies. Each frequency must be used equally on the average by each transmitter. The system receivers shall have input bandwidths that match the hopping channel bandwidths of their corresponding transmitters and shall shift frequencies in synchronization with the transmitted signals.

Frequency hopping spread spectrum systems are not required to employ all available hopping channels during each transmission. However, the system, consisting of both the transmitter and the receiver, must be designed to comply with all of the regulations in this section should the transmitter be presented with a continuous data (or information) stream. In addition, a system employing short transmission bursts must comply with the definition of a frequency hopping system and must distribute its transmissions over the minimum number of hopping channels specified in this section.

The incorporation of intelligence within a frequency hopping spread spectrum system that permits the system to recognize other users within the spectrum band so that it individually and independently chooses and adapts its hopsets to avoid hopping on occupied channels is permitted. The coordination of frequency hopping systems in any other manner for the express purpose of avoiding the simultaneous occupancy of individual hopping frequencies by multiple transmitters is not permitted.

**Compliance for section 15.247(a)(1)**

According to Bluetooth Core Specification, the pseudorandom sequence may be generated in a nine-stage shift register whose 5th and 9th stage
outputs are added in a modulo-two addition stage. And the result is fed back to the input of the first stage. The sequence begins with the first ONE of 9 consecutive ONEs; i.e. the shift register is initialized with nine ones.

• Number of shift register stages: 9
• Length of pseudo-random sequence: $2^9$ -1 = 511 bits
• Longest sequence of zeros: 8 (non-inverted signal)

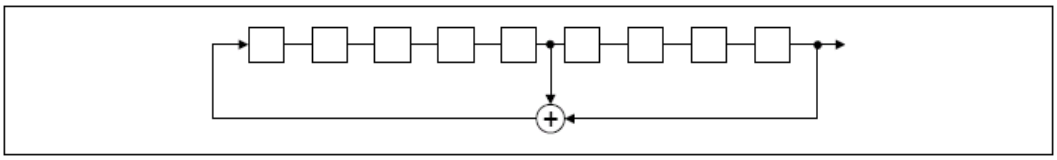

This document is issued by the Company subject to its General Conditions of Service printed overleaf, available on request or accessible at http://www.sgs.com/en/Terms-and-Conditions.aspxand,for electronic format documents, subject to Terms and Conditions for Electronic Documents at http://www.sgs.com/en/Terms-and-Conditions/Terms-e-Document.aspx. Attention is drawn to the limitation of liability, indemnification and jurisdiction issues defined therein. Any holder of this document is advised that information contained hereon reflects the Company's findings at the time of its intervention only and within the limits of Client's instructions, if any. The Company's sole responsibility is to its Client and this document does not exonerate parties to a transaction from exercising all their rights and obligations under the transaction documents. This document cannot be reproduced except in full, without prior written approval of the Company. Any unauthorized alteration, forgery or falsification of the content or appearance of this document is unlawful and offenders may be prosecuted to the fullest extent of the law.
Unless otherwise stated the results shown in this test report refer only to the sample(s) tested and such sample(s) are retained for 30 days only.

*Linear Feedback Shift Register for Generation of the PRBS sequence*

An example of Pseudorandom Frequency Hopping Sequence as follow:

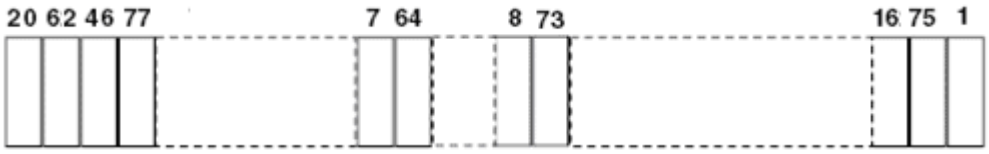


Each frequency used equally on the average by each transmitter.

According to Bluetooth Core Specification, Bluetooth receivers are designed to have input and IF bandwidths that match the hopping channel bandwidths of any Bluetooth transmitters and shift frequencies in synchronization with the transmitted signals.

**Compliance for section 15.247(g)**

According to Bluetooth Core Specification, the Bluetooth system transmits the packet with the pseudorandom hopping frequency with a continuous data and the short burst transmission from the Bluetooth system is also transmitted under the frequency hopping system with the pseudorandom hopping frequency system.

**Compliance for section 15.247(h)**

According to Bluetooth Core specification, the Bluetooth system incorporates with an adaptive system to detect other user within the spectrum band so that it individually and independently to avoid hopping on the occupied channels.

According to the Bluetooth Core specification, the Bluetooth system is designed not have the ability to coordinated with other FHSS System in an effort to avoid the simultaneous occupancy of individual hopping frequencies by multiple transmitter.

This document is issued by the Company subject to its General Conditions of Service printed overleaf, available on request or accessible at http://www.sgs.com/en/Terms-and-Conditions.aspxand,for electronic format documents, subject to Terms and Conditions for Electronic Documents at http://www.sgs.com/en/Terms-and-Conditions/Terms-e-Document.aspx. Attention is drawn to the limitation of liability, indemnification and jurisdiction issues defined therein. Any holder of this document is advised that information contained hereon reflects the Company's findings at the time of its intervention only and within the limits of Client's instructions, if any. The Company's sole responsibility is to its Client and this document does not exonerate parties to a transaction from exercising all their rights and obligations under the transaction documents. This document cannot be reproduced except in full, without prior written approval of the Company. Any unauthorized alteration, forgery or falsification of the content or appearance of this document is unlawful and offenders may be prosecuted to the fullest extent of the law.
Unless otherwise stated the results shown in this test report refer only to the sample(s) tested and such sample(s) are retained for 30 days only.

## 7.8 Maximum Peak Output Power

**Test Requirement:** FCC Part 15 C section 15.247

(b)(1)For frequency hopping systems operating in the 2400-2483.5 MHz band employing at least 75 non-overlapping hopping channels, and all frequency hopping systems in the 5725-5850 MHz band: 1 watt. For all other frequency hopping systems in the 2400-2483.5 MHz band: 0.125 watts.

Refer to the result "Hopping channel number" of this document. The 1 watt (30.0 dBm) limit applies.

**Test Method:** ANSI C63.10: Clause 7.8.5

**Test mode:** Pre-test the EUT in continuous transmitting mode at the lowest (2402 MHz), middle (2441 MHz) and highest (2480 MHz) channel with different data packet and modulation type. Compliance test in continuous transmitting mode with normal mode and GFSK modulation type (DH5) and EDR mode with 8DPSK modulation type (3DH5) as the worst case was found.

Test the EUT B/O mode.

**Test Configuration:**

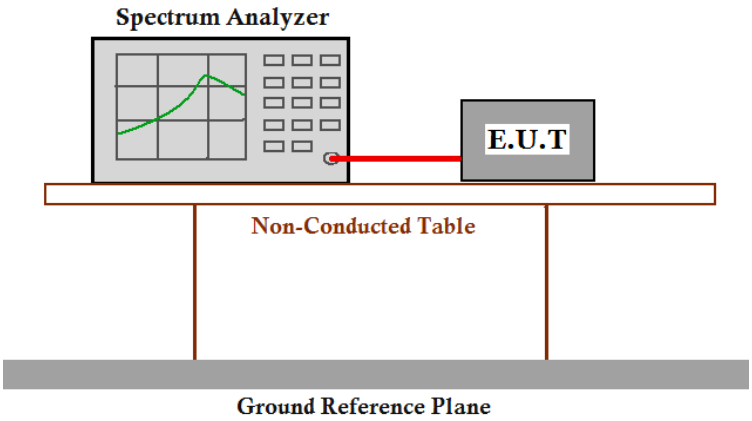


**Test Procedure:**

1. Remove the antenna from the EUT and then connect a low attenuation RF cable from the antenna port to the spectrum.
2. Set the spectrum analyzer: RBW > 20 dB bandwidth of the emission being measured, VBW>= RBW. Sweep = auto; Detector Function = Peak.
3. Keep the EUT in transmitting at lowest, medium and highest channel individually. Record the max value.

This document is issued by the Company subject to its General Conditions of Service printed overleaf, available on request or accessible at http://www.sgs.com/en/Terms-and-Conditions.aspxand,for electronic format documents, subject to Terms and Conditions for Electronic Documents at http://www.sgs.com/en/Terms-and-Conditions/Terms-e-Document.aspx. Attention is drawn to the limitation of liability, indemnification and jurisdiction issues defined therein. Any holder of this document is advised that information contained hereon reflects the Company's findings at the time of its intervention only and within the limits of Client's instructions, if any. The Company's sole responsibility is to its Client and this document does not exonerate parties to a transaction from exercising all their rights and obligations under the transaction documents. This document cannot be reproduced except in full, without prior written approval of the Company. Any unauthorized alteration, forgery or falsification of the content or appearance of this document is unlawful and offenders may be prosecuted to the fullest extent of the law.
Unless otherwise stated the results shown in this test report refer only to the sample(s) tested and such sample(s) are retained for 30 days only.

**Test Result:**

**GFSK modulation type DH5 mode:**

| Test Channel | Fundamental Frequency (MHz) | Output Power (dBm) | Limit (dBm) | Result |
|---|---|---|---|---|
| Lowest | 2402 | 4.36 | 30.0 | Pass |
| Middle | 2441 | 5.98 | 30.0 | Pass |
| Highest | 2480 | 6.10 | 30.0 | Pass |

**8DPSK modulation type 3DH5 mode:**

| Test Channel | Fundamental Frequency (MHz) | Output Power (dBm) | Limit (dBm) | Result |
|---|---|---|---|---|
| Lowest | 2402 | 2.49 | 30.0 | Pass |
| Middle | 2441 | 4.67 | 30.0 | Pass |
| Highest | 2480 | 4.98 | 30.0 | Pass |

**Test result: The unit does meet the FCC requirements.**

This document is issued by the Company subject to its General Conditions of Service printed overleaf, available on request or accessible at http://www.sgs.com/en/Terms-and-Conditions.aspxand,for electronic format documents, subject to Terms and Conditions for Electronic Documents at http://www.sgs.com/en/Terms-and-Conditions/Terms-e-Document.aspx. Attention is drawn to the limitation of liability, indemnification and jurisdiction issues defined therein. Any holder of this document is advised that information contained hereon reflects the Company's findings at the time of its intervention only and within the limits of Client's instructions, if any. The Company's sole responsibility is to its Client and this document does not exonerate parties to a transaction from exercising all their rights and obligations under the transaction documents. This document cannot be reproduced except in full, without prior written approval of the Company. Any unauthorized alteration, forgery or falsification of the content or appearance of this document is unlawful and offenders may be prosecuted to the fullest extent of the law.
Unless otherwise stated the results shown in this test report refer only to the sample(s) tested and such sample(s) are retained for 30 days only.

**Result plot as follows:**

**GFSK modulation type DH5 mode:**

Lowest Channel(2.402 MHz):

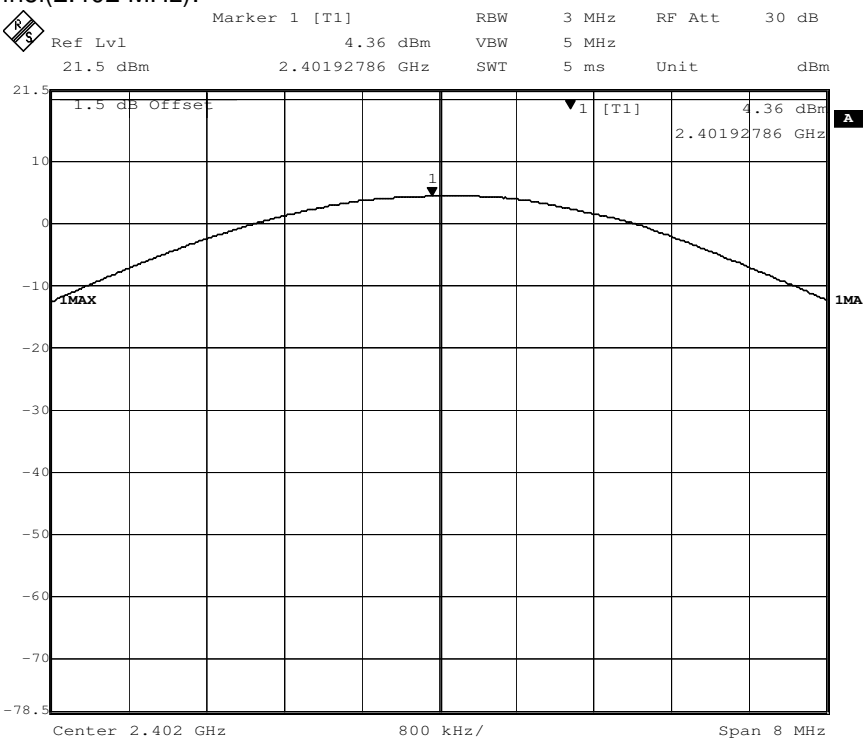


Middle Channel(2.441 GHz):

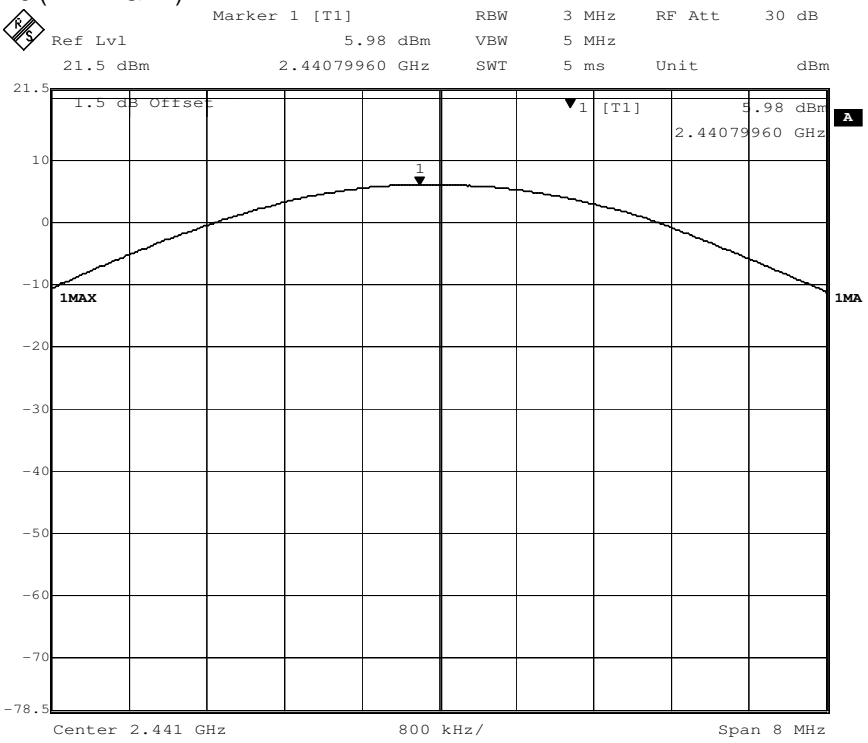


This document is issued by the Company subject to its General Conditions of Service printed overleaf, available on request or accessible at http://www.sgs.com/en/Terms-and-Conditions.aspxand,for electronic format documents, subject to Terms and Conditions for Electronic Documents at http://www.sgs.com/en/Terms-and-Conditions/Terms-e-Document.aspx. Attention is drawn to the limitation of liability, indemnification and jurisdiction issues defined therein. Any holder of this document is advised that information contained hereon reflects the Company's findings at the time of its intervention only and within the limits of Client's instructions, if any. The Company's sole responsibility is to its Client and this document does not exonerate parties to a transaction from exercising all their rights and obligations under the transaction documents. This document cannot be reproduced except in full, without prior written approval of the Company. Any unauthorized alteration, forgery or falsification of the content or appearance of this document is unlawful and offenders may be prosecuted to the fullest extent of the law.
Unless otherwise stated the results shown in this test report refer only to the sample(s) tested and such sample(s) are retained for 30 days only.

Highest Channel(2.480 GHz):

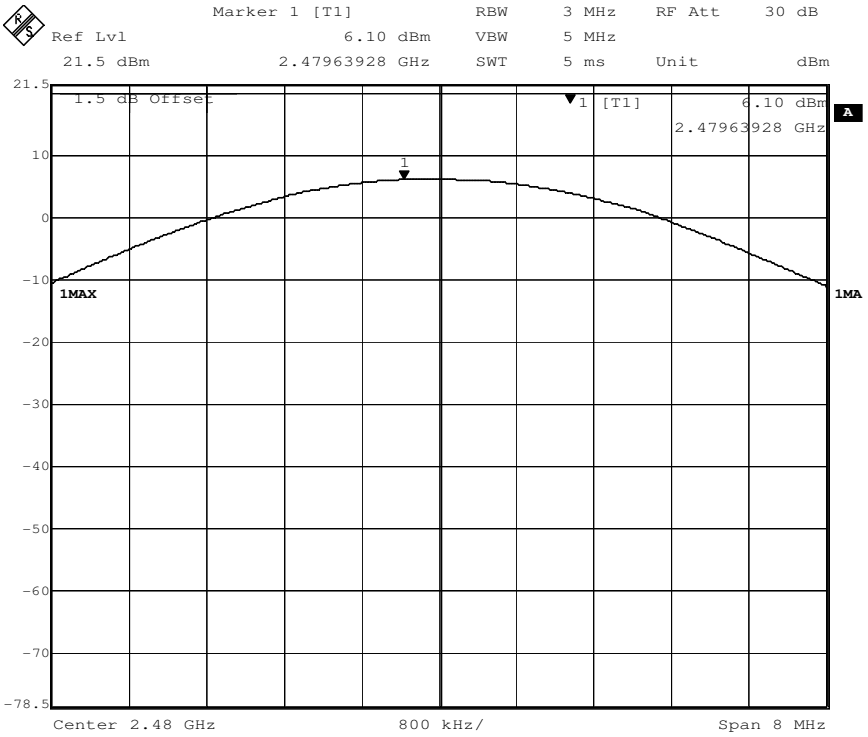


**8DPSK modulation type 3DH5 mode:**

Lowest channel(2.402 GHz):

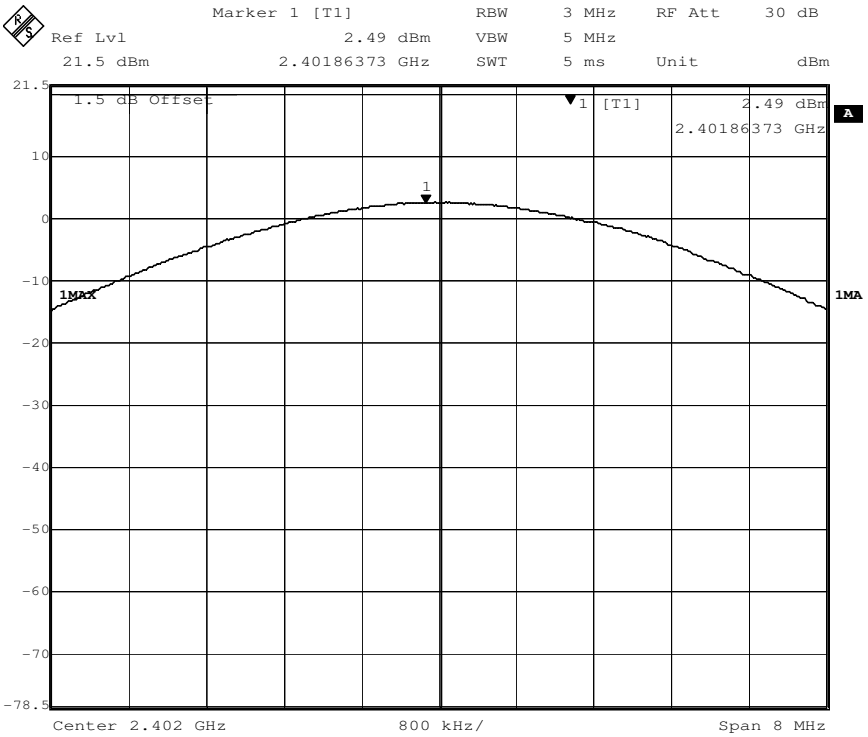


This document is issued by the Company subject to its General Conditions of Service printed overleaf, available on request or accessible at http://www.sgs.com/en/Terms-and-Conditions.aspxand,for electronic format documents, subject to Terms and Conditions for Electronic Documents at http://www.sgs.com/en/Terms-and-Conditions/Terms-e-Document.aspx. Attention is drawn to the limitation of liability, indemnification and jurisdiction issues defined therein. Any holder of this document is advised that information contained hereon reflects the Company's findings at the time of its intervention only and within the limits of Client's instructions, if any. The Company's sole responsibility is to its Client and this document does not exonerate parties to a transaction from exercising all their rights and obligations under the transaction documents. This document cannot be reproduced except in full, without prior written approval of the Company. Any unauthorized alteration, forgery or falsification of the content or appearance of this document is unlawful and offenders may be prosecuted to the fullest extent of the law.
Unless otherwise stated the results shown in this test report refer only to the sample(s) tested and such sample(s) are retained for 30 days only.

Middle channel(2.441 GHz):

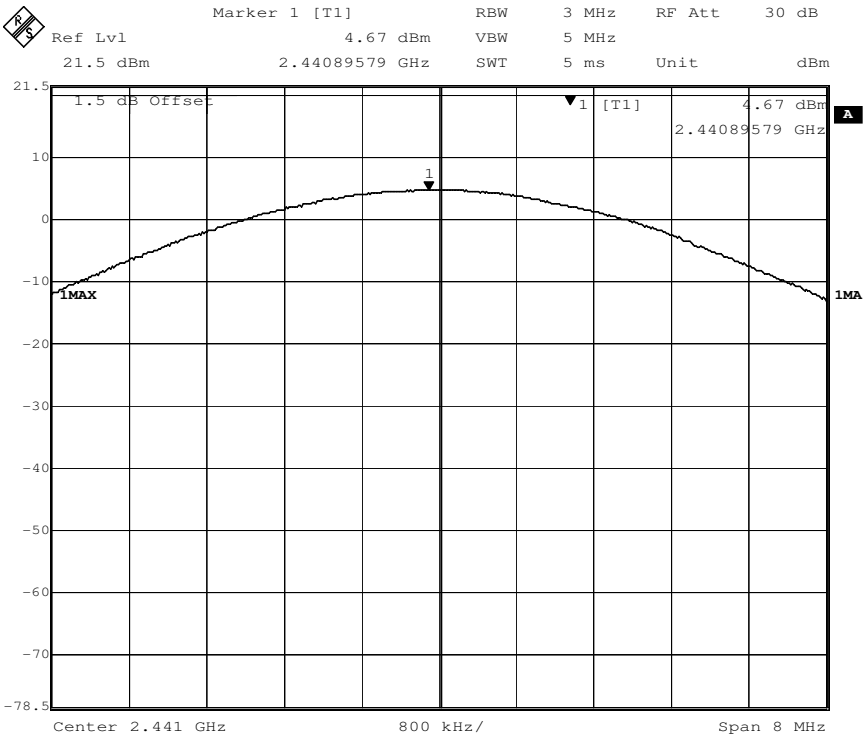


Highest channel(2.480 GHz):

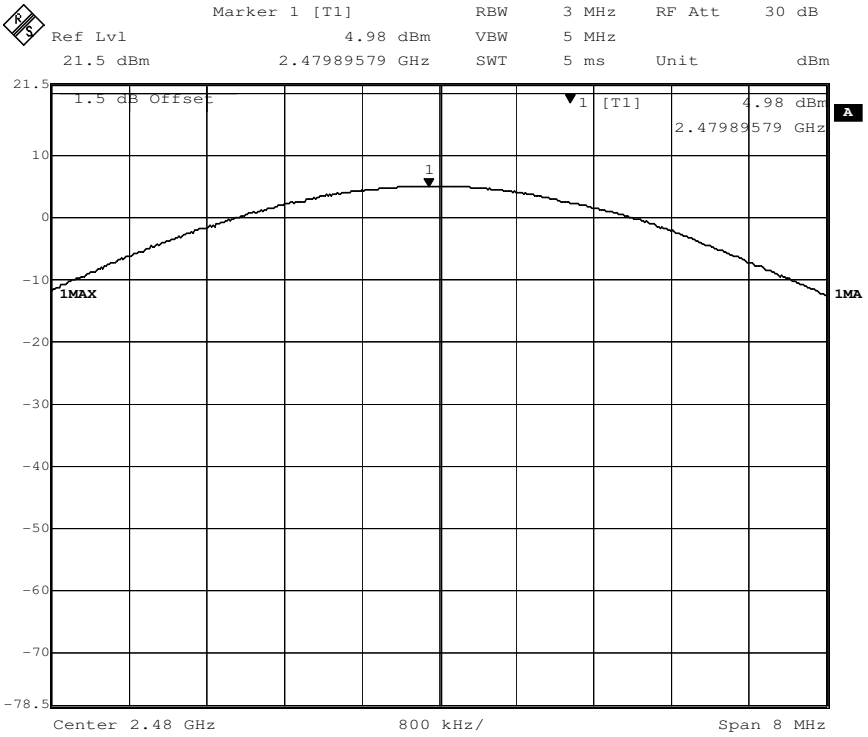


This document is issued by the Company subject to its General Conditions of Service printed overleaf, available on request or accessible at http://www.sgs.com/en/Terms-and-Conditions.aspxand,for electronic format documents, subject to Terms and Conditions for Electronic Documents at http://www.sgs.com/en/Terms-and-Conditions/Terms-e-Document.aspx. Attention is drawn to the limitation of liability, indemnification and jurisdiction issues defined therein. Any holder of this document is advised that information contained hereon reflects the Company's findings at the time of its intervention only and within the limits of Client's instructions, if any. The Company's sole responsibility is to its Client and this document does not exonerate parties to a transaction from exercising all their rights and obligations under the transaction documents. This document cannot be reproduced except in full, without prior written approval of the Company. Any unauthorized alteration, forgery or falsification of the content or appearance of this document is unlawful and offenders may be prosecuted to the fullest extent of the law.
Unless otherwise stated the results shown in this test report refer only to the sample(s) tested and such sample(s) are retained for 30 days only.

## 7.9 Conducted Spurious Emissions

**Test Requirement:** FCC Part15 C section 15.247

(d) In any 100 kHz bandwidth outside the frequency band in which the spread spectrum or digitally modulated intentional radiator is operating. The radio frequency power that is produced by the intentional radiator shall be at least 20 dB below that in the 100 kHz bandwidth within the band that contains the highest level of the desired power. Based on either an RF conducted or a radiated measurement. Provided the transmitter demonstrates compliance with the peak conducted power limits.

**Test Method:** ANSI C63.10: Clause 7.8.8

**Test Status:** Pre-test the EUT in continuous transmitting mode at the lowest (2402 MHz), middle (2441 MHz) and highest (2480 MHz) channel with different data packet and modulation type. Compliance test in continuous transmitting mode with normal mode and GFSK modulation type (DH5) as the worst case was found.
Pretest the EUT at Transmitting mode and Charge + Transmitting mode, found the Charge + Transmitting mode was worse case

**Test Configuration:**

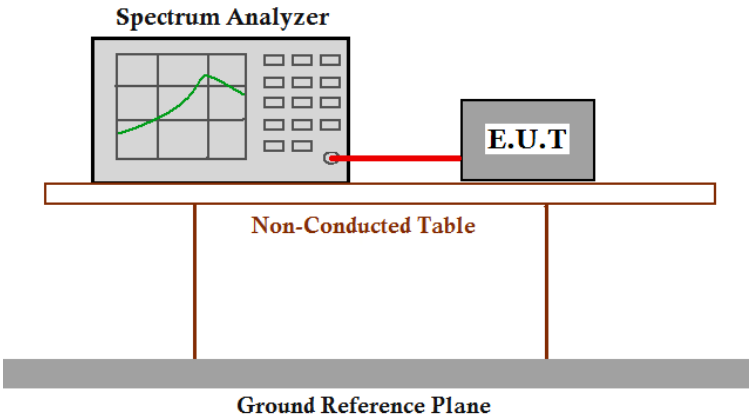


**Test Procedure:**

1. Remove the antenna from the EUT and then connect a low attenuation RF cable from the antenna port to the spectrum.

2. Set the spectrum analyzer: RBW = 100 kHz. VBW = 300KHz. Sweep = auto; Detector Function = Peak (Max. hold).

This document is issued by the Company subject to its General Conditions of Service printed overleaf, available on request or accessible at http://www.sgs.com/en/Terms-and-Conditions.aspxand,for electronic format documents, subject to Terms and Conditions for Electronic Documents at http://www.sgs.com/en/Terms-and-Conditions/Terms-e-Document.aspx. Attention is drawn to the limitation of liability, indemnification and jurisdiction issues defined therein. Any holder of this document is advised that information contained hereon reflects the Company's findings at the time of its intervention only and within the limits of Client's instructions, if any. The Company's sole responsibility is to its Client and this document does not exonerate parties to a transaction from exercising all their rights and obligations under the transaction documents. This document cannot be reproduced except in full, without prior written approval of the Company. Any unauthorized alteration, forgery or falsification of the content or appearance of this document is unlawful and offenders may be prosecuted to the fullest extent of the law.
Unless otherwise stated the results shown in this test report refer only to the sample(s) tested and such sample(s) are retained for 30 days only.

**Result plot as follows:**

**Lowest Channel:** 1GHz to 5GHz

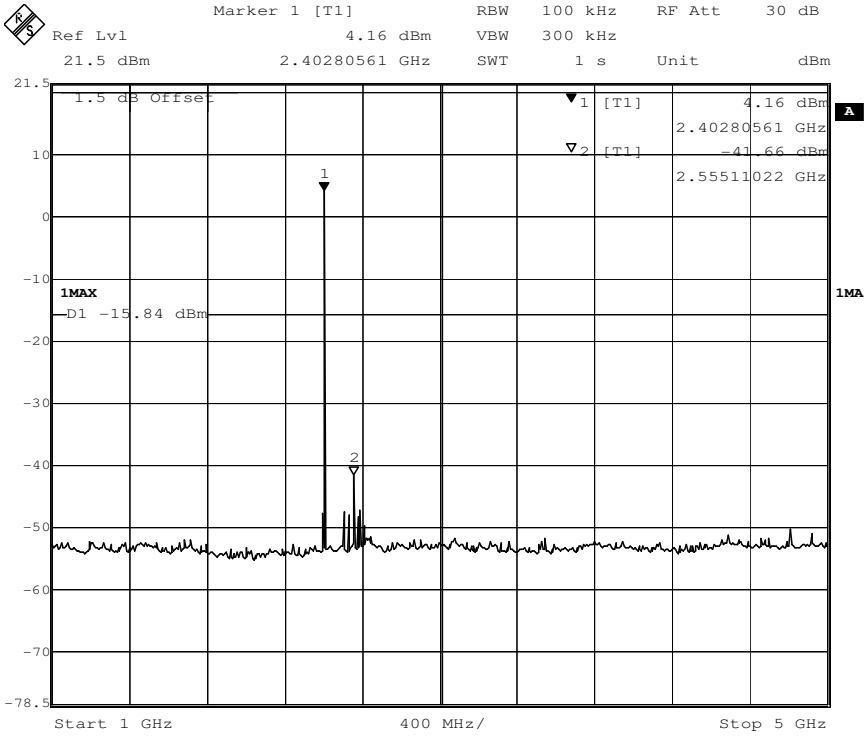


**Lowest Channel:** 30MHz to 1GHz

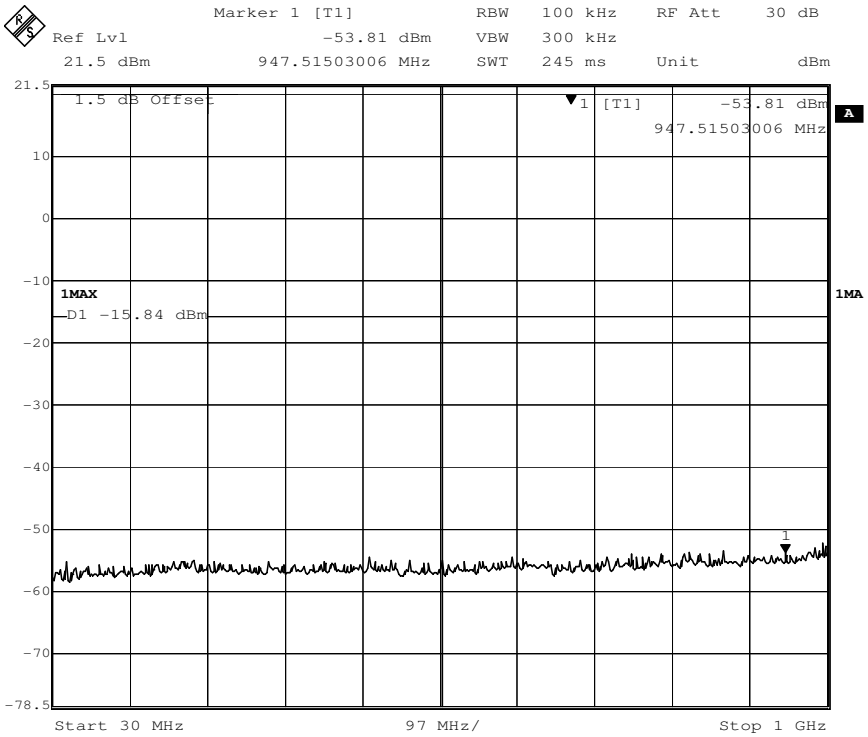


This document is issued by the Company subject to its General Conditions of Service printed overleaf, available on request or accessible at http://www.sgs.com/en/Terms-and-Conditions.aspxand,for electronic format documents, subject to Terms and Conditions for Electronic Documents at http://www.sgs.com/en/Terms-and-Conditions/Terms-e-Document.aspx. Attention is drawn to the limitation of liability, indemnification and jurisdiction issues defined therein. Any holder of this document is advised that information contained hereon reflects the Company's findings at the time of its intervention only and within the limits of Client's instructions, if any. The Company's sole responsibility is to its Client and this document does not exonerate parties to a transaction from exercising all their rights and obligations under the transaction documents. This document cannot be reproduced except in full, without prior written approval of the Company. Any unauthorized alteration, forgery or falsification of the content or appearance of this document is unlawful and offenders may be prosecuted to the fullest extent of the law.
Unless otherwise stated the results shown in this test report refer only to the sample(s) tested and such sample(s) are retained for 30 days only.

**Lowest Channel**: 5GHz to 25GHz

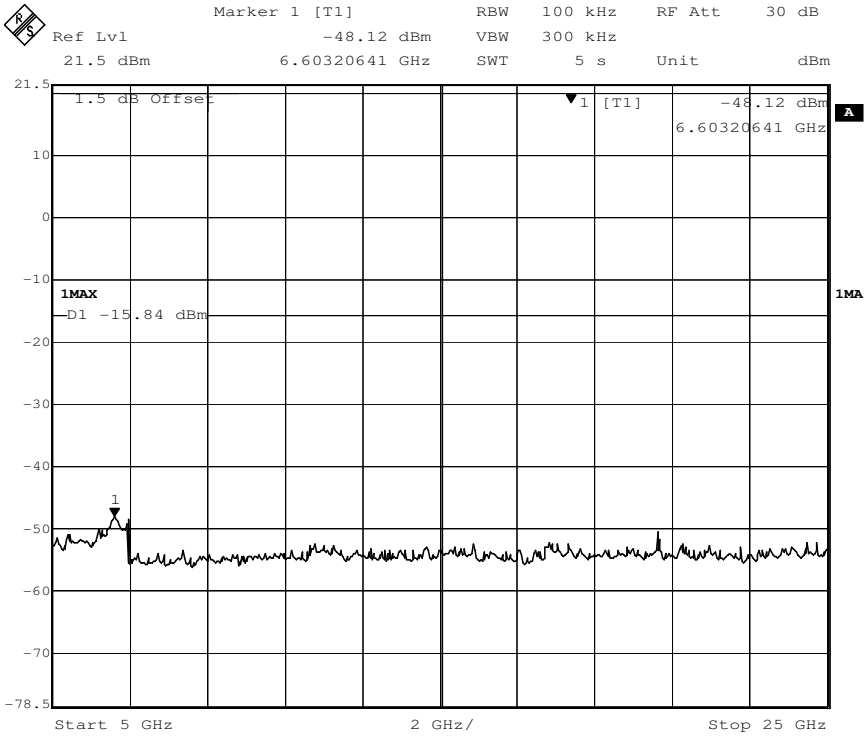


**Middle Channel:** 1GHz to 5GHz

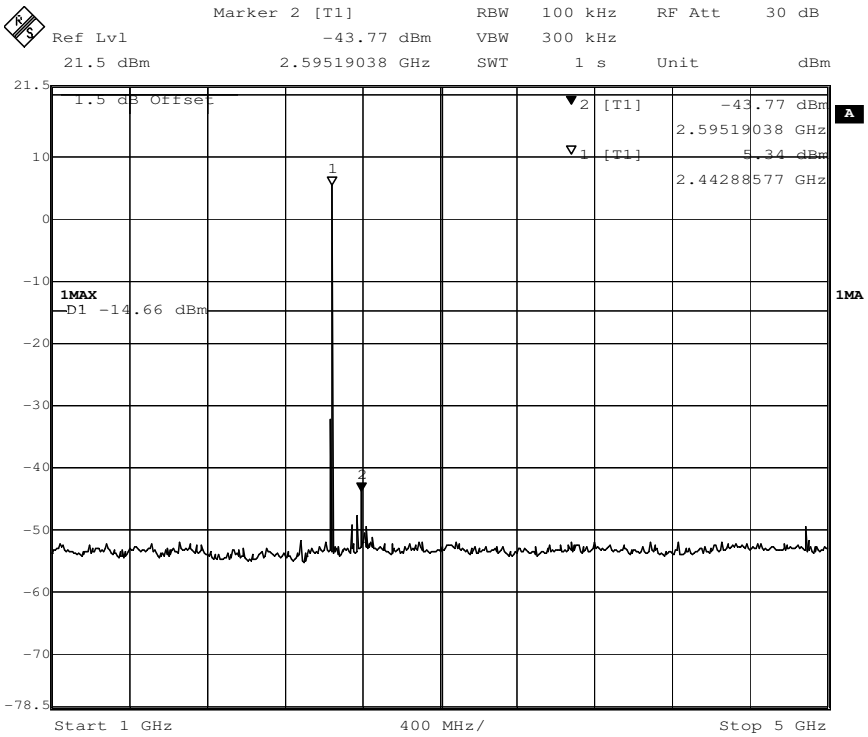


This document is issued by the Company subject to its General Conditions of Service printed overleaf, available on request or accessible at http://www.sgs.com/en/Terms-and-Conditions.aspxand,for electronic format documents, subject to Terms and Conditions for Electronic Documents at http://www.sgs.com/en/Terms-and-Conditions/Terms-e-Document.aspx. Attention is drawn to the limitation of liability, indemnification and jurisdiction issues defined therein. Any holder of this document is advised that information contained hereon reflects the Company's findings at the time of its intervention only and within the limits of Client's instructions, if any. The Company's sole responsibility is to its Client and this document does not exonerate parties to a transaction from exercising all their rights and obligations under the transaction documents. This document cannot be reproduced except in full, without prior written approval of the Company. Any unauthorized alteration, forgery or falsification of the content or appearance of this document is unlawful and offenders may be prosecuted to the fullest extent of the law.
Unless otherwise stated the results shown in this test report refer only to the sample(s) tested and such sample(s) are retained for 30 days only.

**Middle Channel:** 30MHz to 1GHz

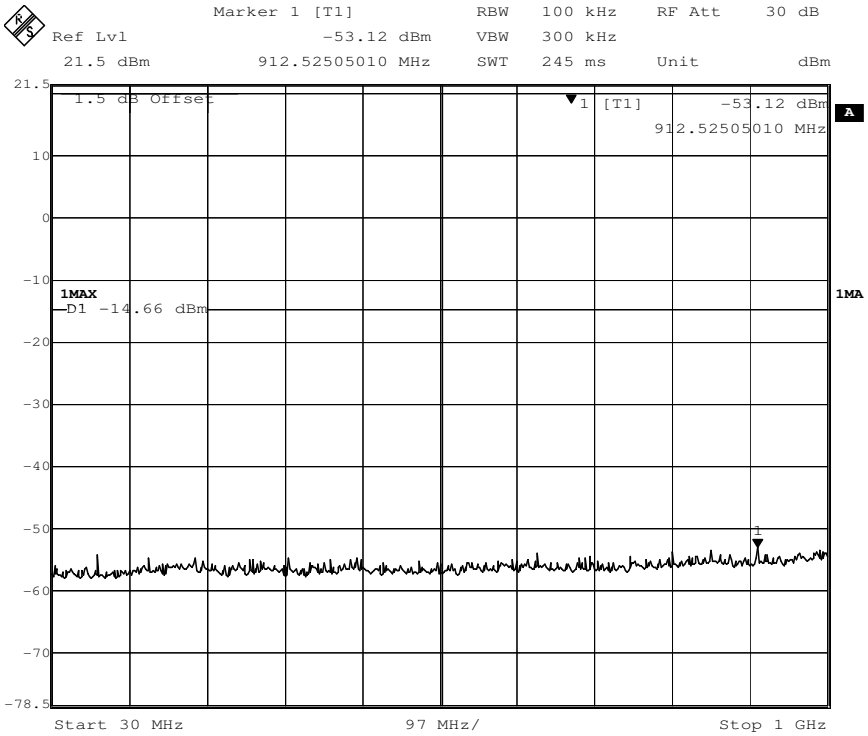


**Middle Channel:** 5GHz to 25GHz

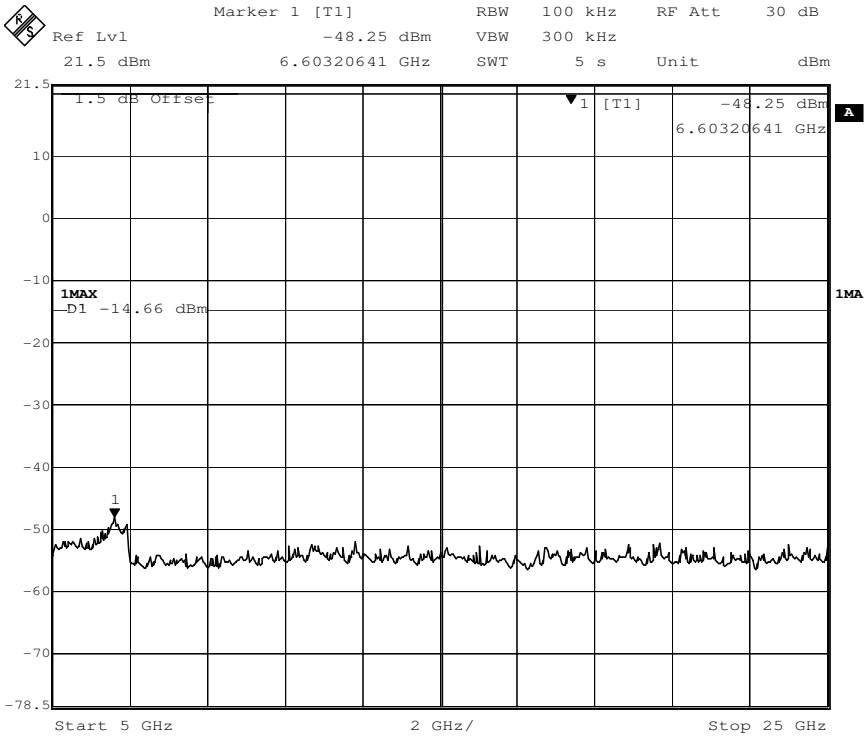


This document is issued by the Company subject to its General Conditions of Service printed overleaf, available on request or accessible at http://www.sgs.com/en/Terms-and-Conditions.aspxand,for electronic format documents, subject to Terms and Conditions for Electronic Documents at http://www.sgs.com/en/Terms-and-Conditions/Terms-e-Document.aspx. Attention is drawn to the limitation of liability, indemnification and jurisdiction issues defined therein. Any holder of this document is advised that information contained hereon reflects the Company's findings at the time of its intervention only and within the limits of Client's instructions, if any. The Company's sole responsibility is to its Client and this document does not exonerate parties to a transaction from exercising all their rights and obligations under the transaction documents. This document cannot be reproduced except in full, without prior written approval of the Company. Any unauthorized alteration, forgery or falsification of the content or appearance of this document is unlawful and offenders may be prosecuted to the fullest extent of the law.
Unless otherwise stated the results shown in this test report refer only to the sample(s) tested and such sample(s) are retained for 30 days only.

**Highest Channel:** 1GHz to 5GHz

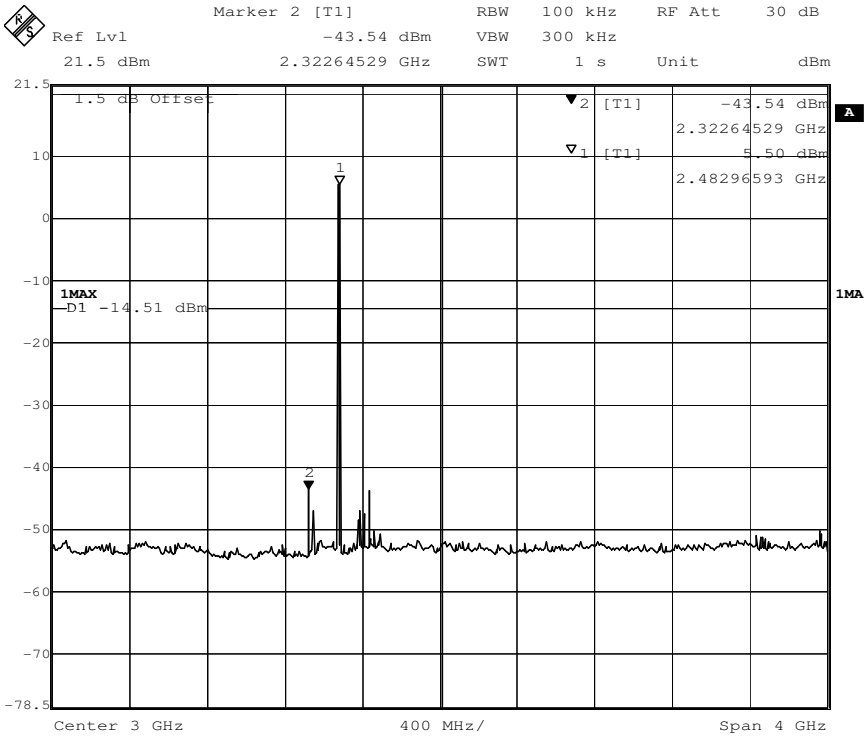


**Highest Channel: 30MHz to 1GHz**

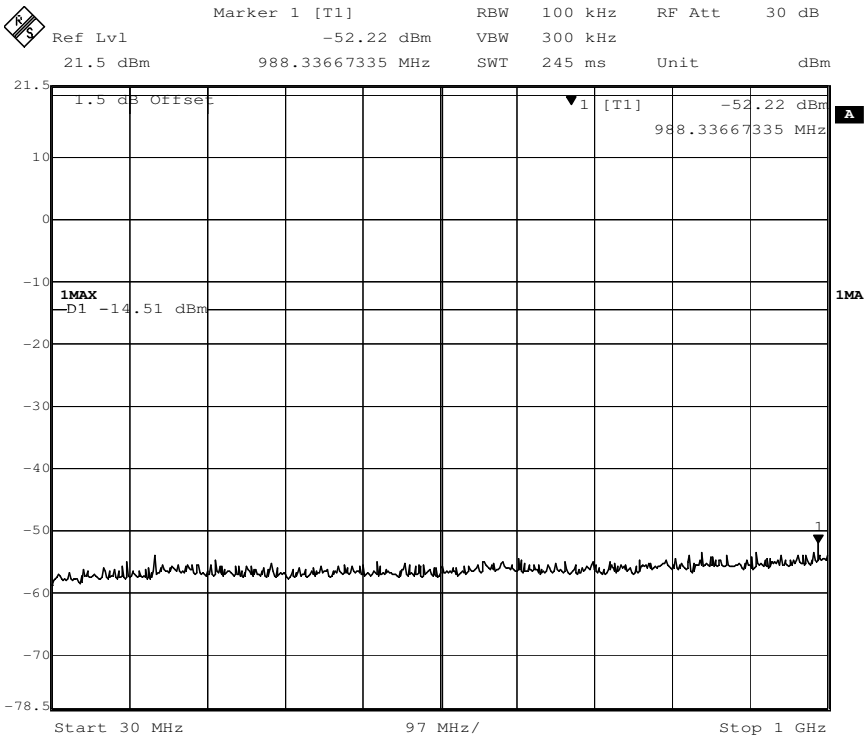


This document is issued by the Company subject to its General Conditions of Service printed overleaf, available on request or accessible at http://www.sgs.com/en/Terms-and-Conditions.aspxand,for electronic format documents, subject to Terms and Conditions for Electronic Documents at http://www.sgs.com/en/Terms-and-Conditions/Terms-e-Document.aspx. Attention is drawn to the limitation of liability, indemnification and jurisdiction issues defined therein. Any holder of this document is advised that information contained hereon reflects the Company's findings at the time of its intervention only and within the limits of Client's instructions, if any. The Company's sole responsibility is to its Client and this document does not exonerate parties to a transaction from exercising all their rights and obligations under the transaction documents. This document cannot be reproduced except in full, without prior written approval of the Company. Any unauthorized alteration, forgery or falsification of the content or appearance of this document is unlawful and offenders may be prosecuted to the fullest extent of the law.
Unless otherwise stated the results shown in this test report refer only to the sample(s) tested and such sample(s) are retained for 30 days only.

**Highest Channel: 5GHz to 25GHz**

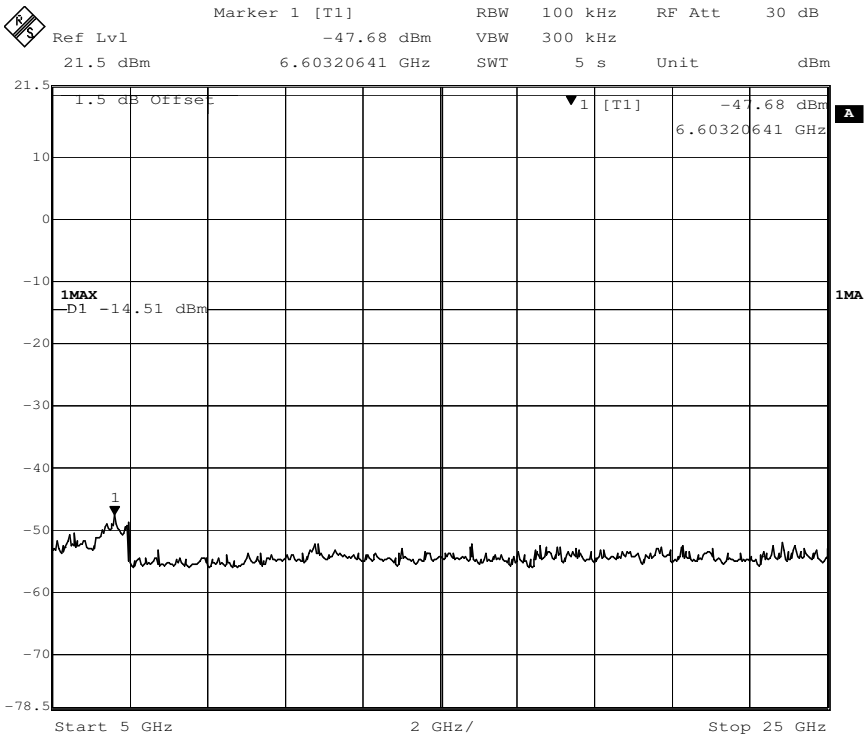


This document is issued by the Company subject to its General Conditions of Service printed overleaf, available on request or accessible at http://www.sgs.com/en/Terms-and-Conditions.aspxand,for electronic format documents, subject to Terms and Conditions for Electronic Documents at http://www.sgs.com/en/Terms-and-Conditions/Terms-e-Document.aspx. Attention is drawn to the limitation of liability, indemnification and jurisdiction issues defined therein. Any holder of this document is advised that information contained hereon reflects the Company's findings at the time of its intervention only and within the limits of Client's instructions, if any. The Company's sole responsibility is to its Client and this document does not exonerate parties to a transaction from exercising all their rights and obligations under the transaction documents. This document cannot be reproduced except in full, without prior written approval of the Company. Any unauthorized alteration, forgery or falsification of the content or appearance of this document is unlawful and offenders may be prosecuted to the fullest extent of the law.
Unless otherwise stated the results shown in this test report refer only to the sample(s) tested and such sample(s) are retained for 30 days only.

## 7.10 Radiated Spurious Emissions

Test Requirement: 47 CFR Part 15C Section 15.209 and 15.205

Test Method: ANSI C63.10: 2013

Test Site: Measurement Distance:3m (Semi-Anechoic Chamber below 1GHz, Full Anechoic Chamber above 1GHz)

Receiver Setup:

| Frequency | Detector | RBW | VBW | Remark |
|---|---|---|---|---|
| 0.009MHz-0.090MHz | Peak | 10kHz | 30kHz | Peak |
| 0.009MHz-0.090MHz | Average | 10kHz | 30kHz | Average |
| 0.090MHz-0.110MHz | Quasi-peak | 10kHz | 30kHz | Quasi-peak |
| 0.110MHz-0.490MHz | Peak | 10kHz | 30kHz | Peak |
| 0.110MHz-0.490MHz | Average | 10kHz | 30kHz | Average |
| 0.490MHz -30MHz | Quasi-peak | 10kHz | 30kHz | Quasi-peak |
| 30MHz-1GHz | Quasi-peak | 100 kHz | 300kHz | Quasi-peak |
| Above 1GHz | Peak | 1MHz | 3MHz | Peak |
| | Peak | 1MHz | 10Hz | Average |

Limit:

| Frequency | Field strength (microvolt/meter) | Limit (dBuV/m) | Remark | Measurement distance (m) |
|---|---|---|---|---|
| 0.009MHz-0.490MHz | 2400/F(kHz) | - | - | 300 |
| 0.490MHz-1.705MHz | 24000/F(kHz) | - | - | 30 |
| 1.705MHz-30MHz | 30 | - | - | 30 |
| 30MHz-88MHz | 100 | 40.0 | Quasi-peak | 3 |
| 88MHz-216MHz | 150 | 43.5 | Quasi-peak | 3 |
| 216MHz-960MHz | 200 | 46.0 | Quasi-peak | 3 |
| 960MHz-1GHz | 500 | 54.0 | Quasi-peak | 3 |
| Above 1GHz | 500 | 54.0 | Average | 3 |

Note: 15.35(b), Unless otherwise specified, the limit on peak radio frequency emissions is 20dB above the maximum permitted average emission limit applicable to the equipment under test. This peak limit applies to the total peak emission level radiated by the device.

This document is issued by the Company subject to its General Conditions of Service printed overleaf, available on request or accessible at http://www.sgs.com/en/Terms-and-Conditions.aspxand,for electronic format documents, subject to Terms and Conditions for Electronic Documents at http://www.sgs.com/en/Terms-and-Conditions/Terms-e-Document.aspx. Attention is drawn to the limitation of liability, indemnification and jurisdiction issues defined therein. Any holder of this document is advised that information contained hereon reflects the Company's findings at the time of its intervention only and within the limits of Client's instructions, if any. The Company's sole responsibility is to its Client and this document does not exonerate parties to a transaction from exercising all their rights and obligations under the transaction documents. This document cannot be reproduced except in full, without prior written approval of the Company. Any unauthorized alteration, forgery or falsification of the content or appearance of this document is unlawful and offenders may be prosecuted to the fullest extent of the law.
Unless otherwise stated the results shown in this test report refer only to the sample(s) tested and such sample(s) are retained for 30 days only.

Test Setup:

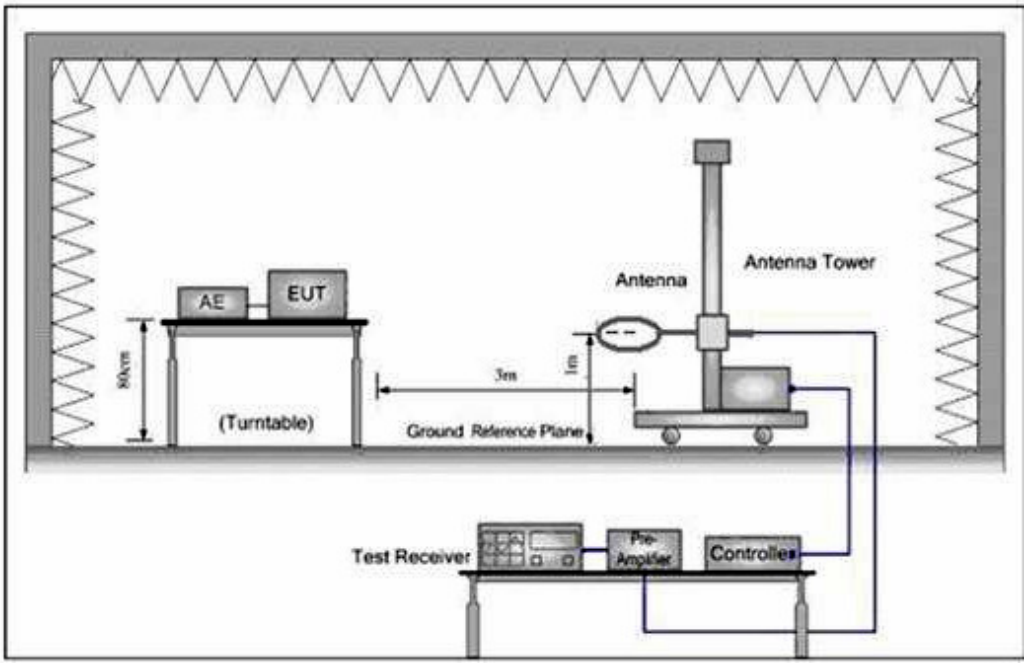


Figure 1. Below 30MHz

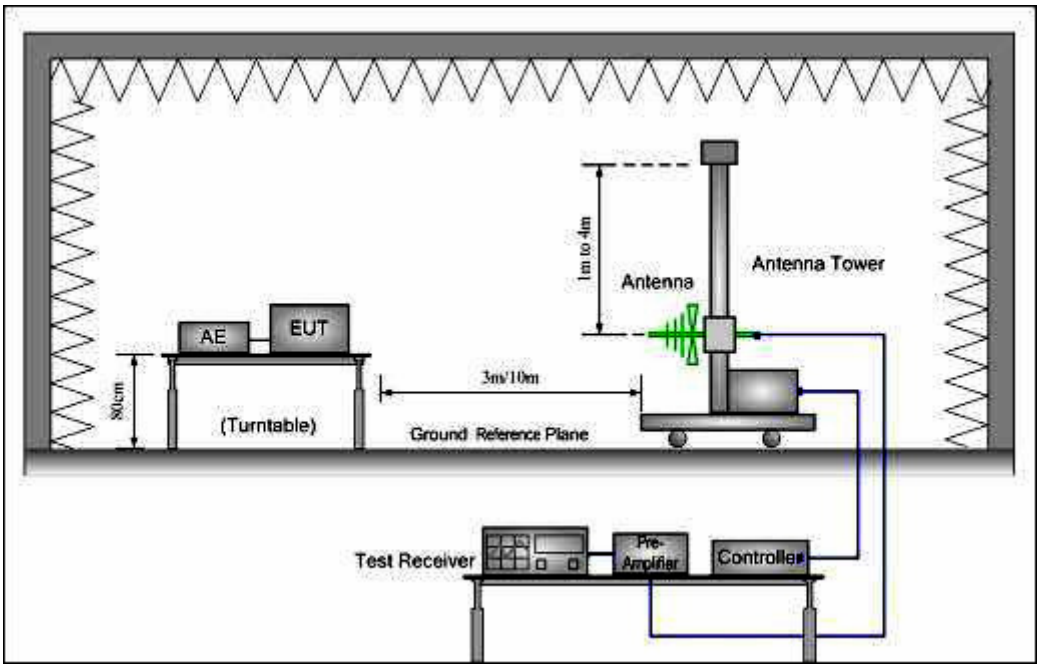


Figure 2. 30MHz to 1GHz

This document is issued by the Company subject to its General Conditions of Service printed overleaf, available on request or accessible at http://www.sgs.com/en/Terms-and-Conditions.aspxand,for electronic format documents, subject to Terms and Conditions for Electronic Documents at http://www.sgs.com/en/Terms-and-Conditions/Terms-e-Document.aspx. Attention is drawn to the limitation of liability, indemnification and jurisdiction issues defined therein. Any holder of this document is advised that information contained hereon reflects the Company's findings at the time of its intervention only and within the limits of Client's instructions, if any. The Company's sole responsibility is to its Client and this document does not exonerate parties to a transaction from exercising all their rights and obligations under the transaction documents. This document cannot be reproduced except in full, without prior written approval of the Company. Any unauthorized alteration, forgery or falsification of the content or appearance of this document is unlawful and offenders may be prosecuted to the fullest extent of the law.
Unless otherwise stated the results shown in this test report refer only to the sample(s) tested and such sample(s) are retained for 30 days only.

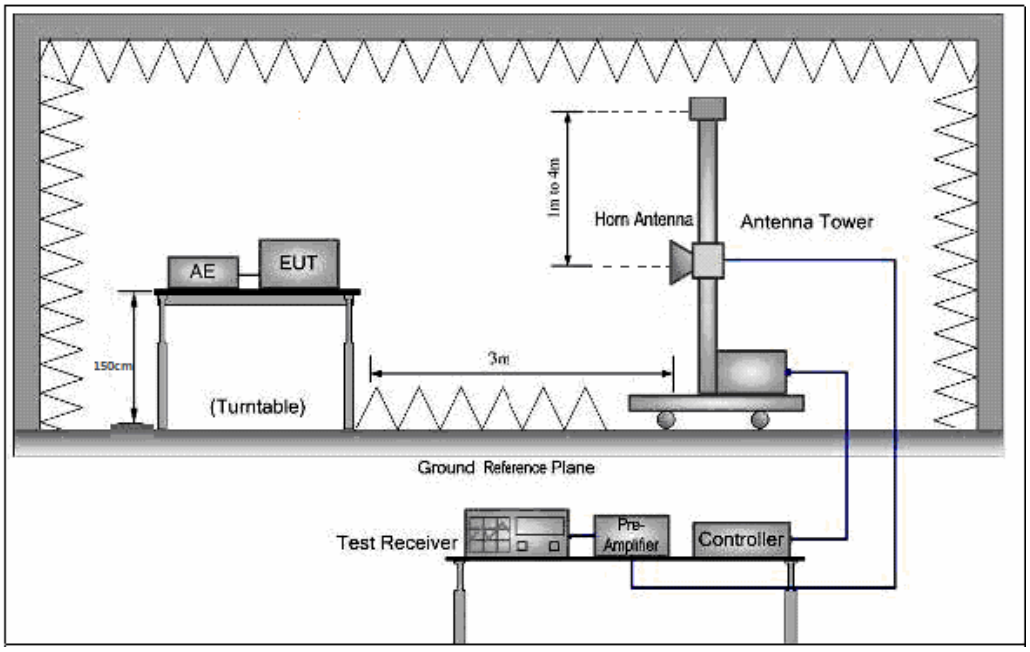


Figure 3. Above 1 GHz

Test Procedure:

a. For below 1GHz, the EUT was placed on the top of a rotating table 0.8 meters above the ground at a 3 and 10 meter semi-anechoic chamber. The table was rotated 360 degrees to determine the position of the highest radiation.

b. For above 1GHz, the EUT was placed on the top of a rotating table 1.5 meters above the ground at a 3 meter full-anechoic chamber. The table was rotated 360 degrees to determine the position of the highest radiation.

c. The EUT was set 3 or 10 meters away from the interference-receiving antenna, which was mounted on the top of a variable-height antenna tower.

d. The antenna height is varied from one meter to four meters above the ground to determine the maximum value of the field strength. Both horizontal and vertical polarizations of the antenna are set to make the measurement.

e. For each suspected emission, the EUT was arranged to its worst case and then the antenna was tuned to heights from 1 meter to 4 meters (for the test frequency of below 30MHz, the antenna was tuned to heights 1 meter) and the rotatable table was turned from 0 degree to 360 degrees to find the maximum reading.

f. The test-receiver system was set to Peak Detect Function and Specified Bandwidth with Maximum Hold Mode.

g. If the emission level of the EUT in peak mode was 10dB lower than the limit specified, then testing could be stopped and the peak values of the EUT would be reported. Otherwise the emissions that did not have 10dB margin would be re-tested one by one using peak, quasi-peak or average method as specified and then reported in a data sheet.

h. Test the EUT in the lowest channel (2402MHz),the middle channel (2441MHz),the Highest channel (2480MHz)

i. Repeat above procedures until all frequencies measured was complete.

This document is issued by the Company subject to its General Conditions of Service printed overleaf, available on request or accessible at http://www.sgs.com/en/Terms-and-Conditions.aspxand,for electronic format documents, subject to Terms and Conditions for Electronic Documents at http://www.sgs.com/en/Terms-and-Conditions/Terms-e-Document.aspx. Attention is drawn to the limitation of liability, indemnification and jurisdiction issues defined therein. Any holder of this document is advised that information contained hereon reflects the Company's findings at the time of its intervention only and within the limits of Client's instructions, if any. The Company's sole responsibility is to its Client and this document does not exonerate parties to a transaction from exercising all their rights and obligations under the transaction documents. This document cannot be reproduced except in full, without prior written approval of the Company. Any unauthorized alteration, forgery or falsification of the content or appearance of this document is unlawful and offenders may be prosecuted to the fullest extent of the law.
Unless otherwise stated the results shown in this test report refer only to the sample(s) tested and such sample(s) are retained for 30 days only.

| | |
|---|---|
| Exploratory Test Mode: | Non-hopping transmitting mode with all kind of modulation and all kind of data type<br>Transmitting mode, Charge + Transmitting mode. |
| Final Test Mode: | Pre-test the EUT in continuous transmitting mode at the lowest (2402 MHz), middle (2441 MHz) and highest (2480 MHz) channel with different data packet and modulation type. Compliance test in continuous transmitting mode with normal mode and GFSK modulation type (DH5) as the worst case was found.<br><br>Pretest the EUT at Transmitting mode and Charge + Transmitting mode, found the Charge + Transmitting mode which it is worse case<br>For below 1GHz part, through pre-scan, the worst case is the lowest channel.<br>Only the worst case is recorded in the report. |
| Instruments Used: | Refer to section 6 for details |
| Test Results: | Pass |

This document is issued by the Company subject to its General Conditions of Service printed overleaf, available on request or accessible at http://www.sgs.com/en/Terms-and-Conditions.aspxand,for electronic format documents, subject to Terms and Conditions for Electronic Documents at http://www.sgs.com/en/Terms-and-Conditions/Terms-e-Document.aspx. Attention is drawn to the limitation of liability, indemnification and jurisdiction issues defined therein. Any holder of this document is advised that information contained hereon reflects the Company's findings at the time of its intervention only and within the limits of Client's instructions, if any. The Company's sole responsibility is to its Client and this document does not exonerate parties to a transaction from exercising all their rights and obligations under the transaction documents. This document cannot be reproduced except in full, without prior written approval of the Company. Any unauthorized alteration, forgery or falsification of the content or appearance of this document is unlawful and offenders may be prosecuted to the fullest extent of the law.
Unless otherwise stated the results shown in this test report refer only to the sample(s) tested and such sample(s) are retained for 30 days only.

**Test Result:**

**9KHz~30 MHz Field Strength of Unwanted Emissions. Quasi-Peak Measurement**

The measurements with Loop antenna and the amplitude of spurious emissions from the radiator are attenuated more than 20dB below the limit, so the test data were not recorded in the test report.

**30MHz~1GHz Field Strength of Unwanted Emissions. Quasi-Peak Measurement**

The measurements with Log antenna.

**Lowest channel/ Vertical:**

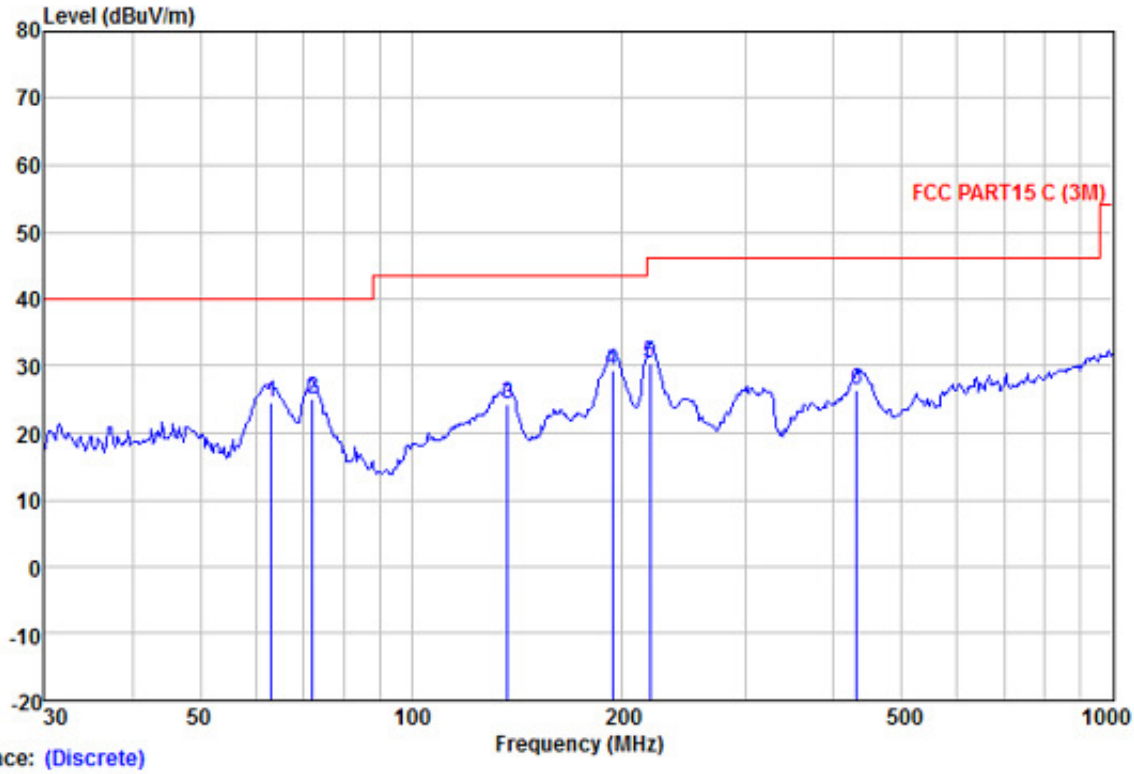


Trace: (Discrete)

```
Site        : SGS
Condition   : FCC PART15 C (3M) 3m VUBL9168(3M) VERTICAL
Job         :
Application:
Test Mode   : FHSS 2402
Product     :
Model       :
Engineer    :
Remark      : Level=Read Level + Cable loss
            : + Antenna Factor - Preamp factor
```

| | Freq | ReadLevel | Antenna Factor | Cable Loss | Preamp Factor | Level | Limit Line | Over Limit | Remark |
|---|---|---|---|---|---|---|---|---|---|
| | MHz | dBuV | dB/m | dB | dB | dBuV/m | dBuV/m | dB | |
| 1 | 63.092 | 36.31 | 13.75 | 1.45 | 27.00 | 24.51 | 40.00 | -15.49 | QP |
| 2 | 72.338 | 38.49 | 12.16 | 1.55 | 27.00 | 25.20 | 40.00 | -14.80 | QP |
| 3 | 136.939 | 36.03 | 12.82 | 2.21 | 26.83 | 24.23 | 43.50 | -19.27 | QP |
| 4 | 193.095 | 41.71 | 11.62 | 2.66 | 26.61 | 29.38 | 43.50 | -14.12 | QP |
| 5 | 219.075 | 42.87 | 11.20 | 2.82 | 26.53 | 30.36 | 46.00 | -15.64 | QP |
| 6 | 431.032 | 33.06 | 16.76 | 4.07 | 27.37 | 26.52 | 46.00 | -19.48 | QP |

This document is issued by the Company subject to its General Conditions of Service printed overleaf, available on request or accessible at http://www.sgs.com/en/Terms-and-Conditions.aspxand,for electronic format documents, subject to Terms and Conditions for Electronic Documents at http://www.sgs.com/en/Terms-and-Conditions/Terms-e-Document.aspx. Attention is drawn to the limitation of liability, indemnification and jurisdiction issues defined therein. Any holder of this document is advised that information contained hereon reflects the Company's findings at the time of its intervention only and within the limits of Client's instructions, if any. The Company's sole responsibility is to its Client and this document does not exonerate parties to a transaction from exercising all their rights and obligations under the transaction documents. This document cannot be reproduced except in full, without prior written approval of the Company. Any unauthorized alteration, forgery or falsification of the content or appearance of this document is unlawful and offenders may be prosecuted to the fullest extent of the law.
Unless otherwise stated the results shown in this test report refer only to the sample(s) tested and such sample(s) are retained for 30 days only.

**Lowest channel /Horizontal:**

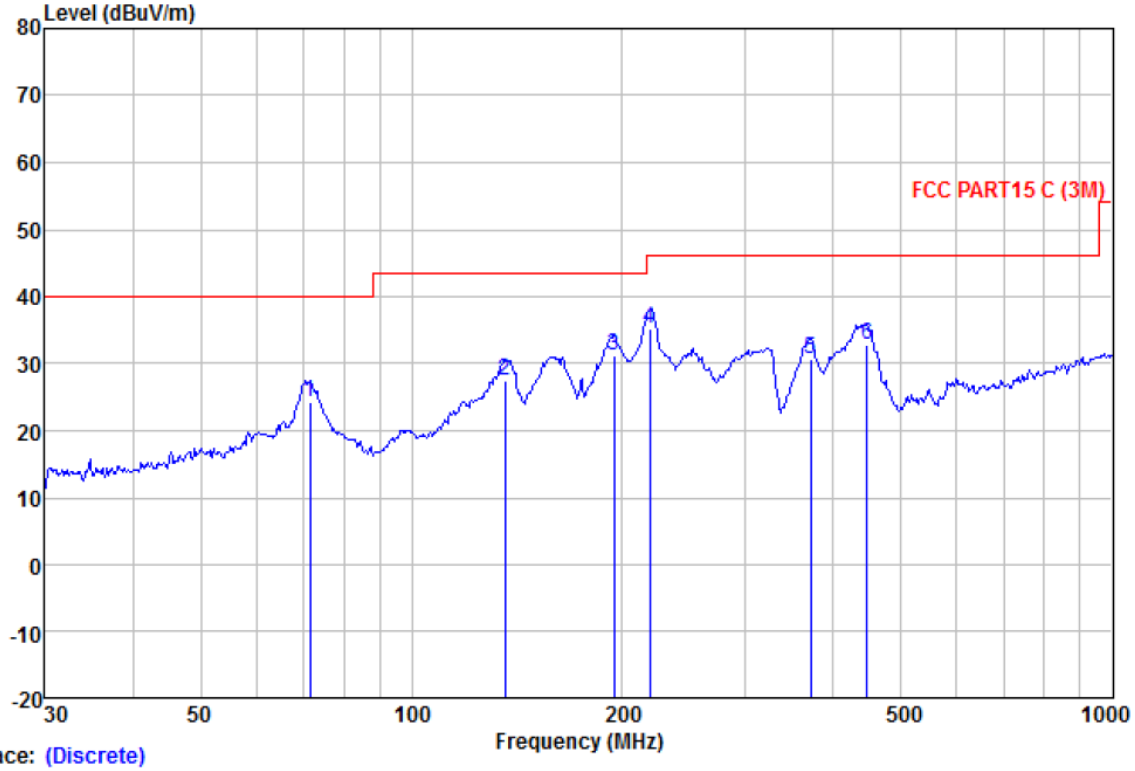


Trace: (Discrete)

```
Site        : SGS
Condition   : FCC PART15 C (3M)  HORIZONTAL
Job         :
Application:
Test Mode   : FHSS 2402
Product     :
Model       :
Engineer    :
Remark      : Level=Read Level + Cable loss
            : + Antenna Factor - Preamp factor
```

| | Freq | ReadLevel | Antenna Factor | Cable Loss | Preamp Factor | Level | Limit Line | Over Limit | Remark |
|---|---|---|---|---|---|---|---|---|---|
| | MHz | dBuV | dB/m | dB | dB | dBuV/m | dBuV/m | dB | |
| 1 | 71.581 | 37.48 | 12.36 | 1.53 | 27.00 | 24.37 | 40.00 | -15.63 | QP |
| 2 | 135.982 | 39.46 | 12.75 | 2.20 | 26.84 | 27.57 | 43.50 | -15.93 | QP |
| 3 | 194.453 | 43.74 | 11.52 | 2.68 | 26.61 | 31.33 | 43.50 | -12.17 | QP |
| 4 | 219.075 | 47.69 | 11.20 | 2.82 | 26.53 | 35.18 | 46.00 | -10.82 | QP |
| 5 | 370.702 | 38.10 | 15.88 | 3.77 | 26.95 | 30.80 | 46.00 | -15.20 | QP |
| 6 | 446.414 | 38.93 | 17.20 | 4.15 | 27.51 | 32.77 | 46.00 | -13.23 | QP |

This document is issued by the Company subject to its General Conditions of Service printed overleaf, available on request or accessible at http://www.sgs.com/en/Terms-and-Conditions.aspxand,for electronic format documents, subject to Terms and Conditions for Electronic Documents at http://www.sgs.com/en/Terms-and-Conditions/Terms-e-Document.aspx. Attention is drawn to the limitation of liability, indemnification and jurisdiction issues defined therein. Any holder of this document is advised that information contained hereon reflects the Company's findings at the time of its intervention only and within the limits of Client's instructions, if any. The Company's sole responsibility is to its Client and this document does not exonerate parties to a transaction from exercising all their rights and obligations under the transaction documents. This document cannot be reproduced except in full, without prior written approval of the Company. Any unauthorized alteration, forgery or falsification of the content or appearance of this document is unlawful and offenders may be prosecuted to the fullest extent of the law.
Unless otherwise stated the results shown in this test report refer only to the sample(s) tested and such sample(s) are retained for 30 days only.

**Above 1GHz Field Strength of Unwanted Emissions. Peak & Average Measurement**

**Lowest channel: Peak Measurement:**

| Frequency (MHz) | Reading Level (dBμV) | Antenna factors (dB/m) | Cable loss (dB) | Preamp factor (dB) | Emission Level (dBμV/m) | Limit (dBμV/m) | Over limit | Antenna polarization |
|---|---|---|---|---|---|---|---|---|
| 4804.000 | 51.24 | 30.79 | 9.95 | 40.21 | 51.77 | 74.00 | -22.23 | V |
| 7206.000 | 39.10 | 35.45 | 12.73 | 39.25 | 48.03 | 74.00 | -25.97 | V |
| 9608.000 | 33.87 | 37.51 | 14.48 | 37.97 | 47.89 | 74.00 | -26.11 | V |
| 12010.000 | 32.49 | 39.50 | 15.80 | 38.08 | 49.71 | 74.00 | -24.29 | V |
| 4804.000 | 49.13 | 30.79 | 9.95 | 40.21 | 49.66 | 74.00 | -24.34 | H |
| 7206.000 | 37.39 | 35.45 | 12.73 | 39.25 | 46.32 | 74.00 | -27.68 | H |
| 9608.000 | 34.38 | 37.51 | 14.48 | 37.97 | 48.40 | 74.00 | -25.60 | H |
| 12010.000 | 32.99 | 39.50 | 15.80 | 38.08 | 50.21 | 74.00 | -23.79 | H |

**Lowest channel: Average Measurement:**

| Frequency (MHz) | Reading Level (dBμV) | Antenna factors (dB/m) | Cable loss (dB) | Preamp factor (dB) | Emission Level (dBμV/m) | Limit (dBμV/m) | Over limit | Antenna polarization |
|---|---|---|---|---|---|---|---|---|
| 4804.000 | 43.60 | 30.79 | 9.95 | 40.21 | 44.13 | 54.00 | -9.87 | V |
| 7206.000 | 32.08 | 35.45 | 12.73 | 39.25 | 41.01 | 54.00 | -12.99 | V |
| 9608.000 | 25.64 | 37.51 | 14.48 | 37.97 | 39.66 | 54.00 | -14.34 | V |
| 12010.000 | 24.36 | 39.50 | 15.80 | 38.08 | 41.58 | 54.00 | -12.42 | V |
| 4804.000 | 38.92 | 30.79 | 9.95 | 40.21 | 39.45 | 54.00 | -14.55 | H |
| 7206.000 | 29.41 | 35.45 | 12.73 | 39.25 | 38.34 | 54.00 | -15.66 | H |
| 9608.000 | 22.40 | 37.51 | 14.48 | 37.97 | 36.42 | 54.00 | -17.58 | H |
| 12010.000 | 20.59 | 39.50 | 15.80 | 38.08 | 37.81 | 54.00 | -16.19 | H |

This document is issued by the Company subject to its General Conditions of Service printed overleaf, available on request or accessible at http://www.sgs.com/en/Terms-and-Conditions.aspxand,for electronic format documents, subject to Terms and Conditions for Electronic Documents at http://www.sgs.com/en/Terms-and-Conditions/Terms-e-Document.aspx. Attention is drawn to the limitation of liability, indemnification and jurisdiction issues defined therein. Any holder of this document is advised that information contained hereon reflects the Company's findings at the time of its intervention only and within the limits of Client's instructions, if any. The Company's sole responsibility is to its Client and this document does not exonerate parties to a transaction from exercising all their rights and obligations under the transaction documents. This document cannot be reproduced except in full, without prior written approval of the Company. Any unauthorized alteration, forgery or falsification of the content or appearance of this document is unlawful and offenders may be prosecuted to the fullest extent of the law.
Unless otherwise stated the results shown in this test report refer only to the sample(s) tested and such sample(s) are retained for 30 days only.

**Above 1GHz Field Strength of Unwanted Emissions. Peak & Average Measurement**

**Middle channel: Peak Measurement:**

| Frequency (MHz) | Reading Level (dBμV) | Antenna factors (dB/m) | Cable loss (dB) | Preamp factor (dB) | Emission Level (dBμV/m) | Limit (dBμV/m) | Over limit | Antenna polarization |
|---|---|---|---|---|---|---|---|---|
| 4882.000 | 49.85 | 30.95 | 10.02 | 40.22 | 50.60 | 74.00 | -23.40 | V |
| 7323.000 | 38.16 | 35.74 | 12.93 | 39.22 | 47.61 | 74.00 | -26.39 | V |
| 9764.000 | 33.74 | 37.70 | 14.45 | 37.90 | 47.99 | 74.00 | -26.01 | V |
| 12205.000 | 33.84 | 39.21 | 16.05 | 38.10 | 51.00 | 74.00 | -23.00 | V |
| 4882.000 | 52.00 | 30.95 | 10.02 | 40.22 | 52.75 | 74.00 | -21.25 | H |
| 7323.000 | 39.08 | 35.74 | 12.93 | 39.22 | 48.53 | 74.00 | -25.47 | H |
| 9764.000 | 33.77 | 37.70 | 14.45 | 37.90 | 48.02 | 74.00 | -25.98 | H |
| 12205.000 | 34.53 | 39.21 | 16.05 | 38.10 | 51.69 | 74.00 | -22.31 | H |

**Middle channel: Average Measurement:**

| Frequency (MHz) | Reading Level (dBμV) | Antenna factors (dB/m) | Cable loss (dB) | Preamp factor (dB) | Emission Level (dBμV/m) | Limit (dBμV/m) | Over limit | Antenna polarization |
|---|---|---|---|---|---|---|---|---|
| 4882.000 | 41.18 | 30.95 | 10.02 | 40.22 | 41.93 | 54.00 | -12.07 | V |
| 7323.000 | 29.13 | 35.74 | 12.93 | 39.22 | 38.58 | 54.00 | -15.42 | V |
| 9764.000 | 25.11 | 37.70 | 14.45 | 37.90 | 39.36 | 54.00 | -14.64 | V |
| 12205.000 | 20.34 | 39.21 | 16.05 | 38.10 | 37.50 | 54.00 | -16.50 | V |
| 4882.000 | 40.73 | 30.95 | 10.02 | 40.22 | 41.48 | 54.00 | -12.52 | H |
| 7323.000 | 30.04 | 35.74 | 12.93 | 39.22 | 39.49 | 54.00 | -14.51 | H |
| 9764.000 | 25.60 | 37.70 | 14.45 | 37.90 | 39.85 | 54.00 | -14.15 | H |
| 12205.000 | 22.89 | 39.21 | 16.05 | 38.10 | 40.05 | 54.00 | -13.95 | H |

This document is issued by the Company subject to its General Conditions of Service printed overleaf, available on request or accessible at http://www.sgs.com/en/Terms-and-Conditions.aspxand,for electronic format documents, subject to Terms and Conditions for Electronic Documents at http://www.sgs.com/en/Terms-and-Conditions/Terms-e-Document.aspx. Attention is drawn to the limitation of liability, indemnification and jurisdiction issues defined therein. Any holder of this document is advised that information contained hereon reflects the Company's findings at the time of its intervention only and within the limits of Client's instructions, if any. The Company's sole responsibility is to its Client and this document does not exonerate parties to a transaction from exercising all their rights and obligations under the transaction documents. This document cannot be reproduced except in full, without prior written approval of the Company. Any unauthorized alteration, forgery or falsification of the content or appearance of this document is unlawful and offenders may be prosecuted to the fullest extent of the law.
Unless otherwise stated the results shown in this test report refer only to the sample(s) tested and such sample(s) are retained for 30 days only.

**Above 1GHz Field Strength of Unwanted Emissions. Peak & Average Measurement**

| Highest channel: Peak Measurement: | | | | | | | | |
|---|---|---|---|---|---|---|---|---|
| Frequency (MHz) | Reading Level (dBμV) | Antenna factors (dB/m) | Cable loss (dB) | Preamp factor (dB) | Emission Level (dBμV/m) | Limit (dBμV/m) | Over limit | Antenna polarization |
| 4960.000 | 46.32 | 31.05 | 10.07 | 40.23 | 47.21 | 74.00 | -26.79 | V |
| 7440.000 | 37.23 | 35.92 | 13.04 | 39.20 | 46.99 | 74.00 | -27.01 | V |
| 9920.000 | 34.86 | 37.92 | 14.41 | 37.84 | 49.35 | 74.00 | -24.65 | V |
| 12400.000 | 33.66 | 38.93 | 16.29 | 38.12 | 50.76 | 74.00 | -23.24 | V |
| 4960.000 | 49.72 | 31.05 | 10.07 | 40.23 | 50.61 | 74.00 | -23.39 | H |
| 7440.000 | 37.35 | 35.92 | 13.04 | 39.20 | 47.11 | 74.00 | -26.89 | H |
| 9920.000 | 33.32 | 37.92 | 14.41 | 37.84 | 47.81 | 74.00 | -26.19 | H |
| 12400.000 | 32.92 | 38.93 | 16.29 | 38.12 | 50.02 | 74.00 | -23.98 | H |
| **Highest channel: Average Measurement:** | | | | | | | | |
| Frequency (MHz) | Reading Level (dBμV) | Antenna factors (dB/m) | Cable loss (dB) | Preamp factor (dB) | Emission Level (dBμV/m) | Limit (dBμV/m) | Over limit | Antenna polarization |
| 4960.000 | 37.29 | 31.05 | 10.07 | 40.23 | 38.18 | 54.00 | -15.82 | V |
| 7440.000 | 29.03 | 35.92 | 13.04 | 39.20 | 38.79 | 54.00 | -15.21 | V |
| 9920.000 | 23.56 | 37.92 | 14.41 | 37.84 | 38.05 | 54.00 | -15.95 | V |
| 12400.000 | 21.65 | 38.93 | 16.29 | 38.12 | 38.75 | 54.00 | -15.25 | V |
| 4960.000 | 41.64 | 31.05 | 10.07 | 40.23 | 42.53 | 54.00 | -11.47 | H |
| 7440.000 | 29.36 | 35.92 | 13.04 | 39.20 | 39.12 | 54.00 | -14.88 | H |
| 9920.000 | 21.83 | 37.92 | 14.41 | 37.84 | 36.32 | 54.00 | -17.68 | H |
| 12400.000 | 22.58 | 38.93 | 16.29 | 38.12 | 39.68 | 54.00 | -14.32 | H |

This document is issued by the Company subject to its General Conditions of Service printed overleaf, available on request or accessible at http://www.sgs.com/en/Terms-and-Conditions.aspxand,for electronic format documents, subject to Terms and Conditions for Electronic Documents at http://www.sgs.com/en/Terms-and-Conditions/Terms-e-Document.aspx. Attention is drawn to the limitation of liability, indemnification and jurisdiction issues defined therein. Any holder of this document is advised that information contained hereon reflects the Company's findings at the time of its intervention only and within the limits of Client's instructions, if any. The Company's sole responsibility is to its Client and this document does not exonerate parties to a transaction from exercising all their rights and obligations under the transaction documents. This document cannot be reproduced except in full, without prior written approval of the Company. Any unauthorized alteration, forgery or falsification of the content or appearance of this document is unlawful and offenders may be prosecuted to the fullest extent of the law.
Unless otherwise stated the results shown in this test report refer only to the sample(s) tested and such sample(s) are retained for 30 days only.

## 7.11 Radiated Emissions which fall in the restricted bands

**Test Requirement:** FCC Part15 C Section 15.247

(d) In addition, radiated emissions which fall in the restricted bands. as defined in Section 15.205(a), must also comply with the radiated emission limits specified in Section 15.209(a) (see Section 15.205(c)).

**Test Method:** ANSI C63.10: Clause 6.3, 6.5 and 6.6

**Test Status:** Pre-test the EUT in continuous transmitting mode at the lowest (2402 MHz), middle (2441 MHz) and highest (2480 MHz) channel with different data packet and modulation type. Compliance test in continuous transmitting mode with normal mode and GFSK modulation type (DH5) as the worst case was found.

Pretest the EUT at Transmitting mode and Charge + Transmitting mode, found the Charge + Transmitting mode was worse case.

**Measurement Distance:** 3m (Semi-Anechoic Chamber below 1GHz, Full Anechoic Chamber above 1GHz)

**Limit:** Section 15.209(a)

| Frequency | Limit (dBuV/m @3m) | Remark |
|---|---|---|
| 30MHz-88MHz | 40.0 | Quasi-peak Value |
| 88MHz-216MHz | 43.5 | Quasi-peak Value |
| 216MHz-960MHz | 46.0 | Quasi-peak Value |
| 960MHz-1GHz | 54.0 | Quasi-peak Value |
| Above 1GHz | 54.0 | Average Value |
| | 74.0 | Peak Value |

**Detector:** For PK value:
RBW = 1 MHz for f ≥ 1 GHz, 100 kHz for f < 1 GHz
VBW ≥ RBW
Sweep = auto
Detector function = peak
Trace = max hold
For AV value:
RBW = 1 MHz for f ≥ 1 GHz,
VBW =10 Hz
Sweep = auto
Detector function = peak
Trace = max hold

This document is issued by the Company subject to its General Conditions of Service printed overleaf, available on request or accessible at http://www.sgs.com/en/Terms-and-Conditions.aspxand,for electronic format documents, subject to Terms and Conditions for Electronic Documents at http://www.sgs.com/en/Terms-and-Conditions/Terms-e-Document.aspx. Attention is drawn to the limitation of liability, indemnification and jurisdiction issues defined therein. Any holder of this document is advised that information contained hereon reflects the Company's findings at the time of its intervention only and within the limits of Client's instructions, if any. The Company's sole responsibility is to its Client and this document does not exonerate parties to a transaction from exercising all their rights and obligations under the transaction documents. This document cannot be reproduced except in full, without prior written approval of the Company. Any unauthorized alteration, forgery or falsification of the content or appearance of this document is unlawful and offenders may be prosecuted to the fullest extent of the law.
Unless otherwise stated the results shown in this test report refer only to the sample(s) tested and such sample(s) are retained for 30 days only.

**Test Configuration:**

1) 30 MHz to 1 GHz emissions:

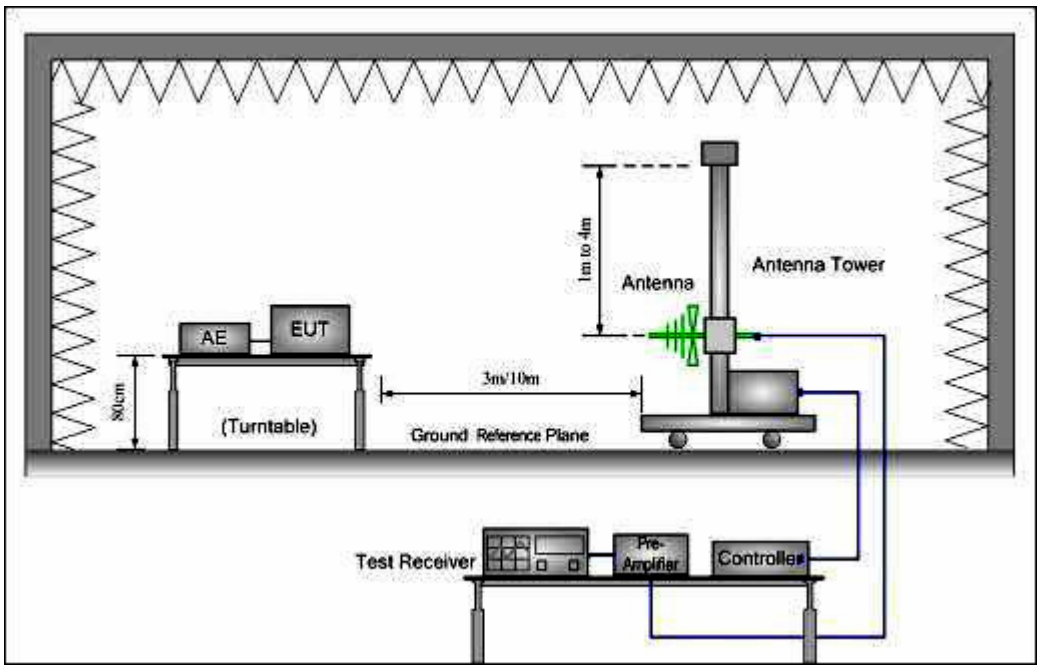


2) Above 1 GHz emissions:

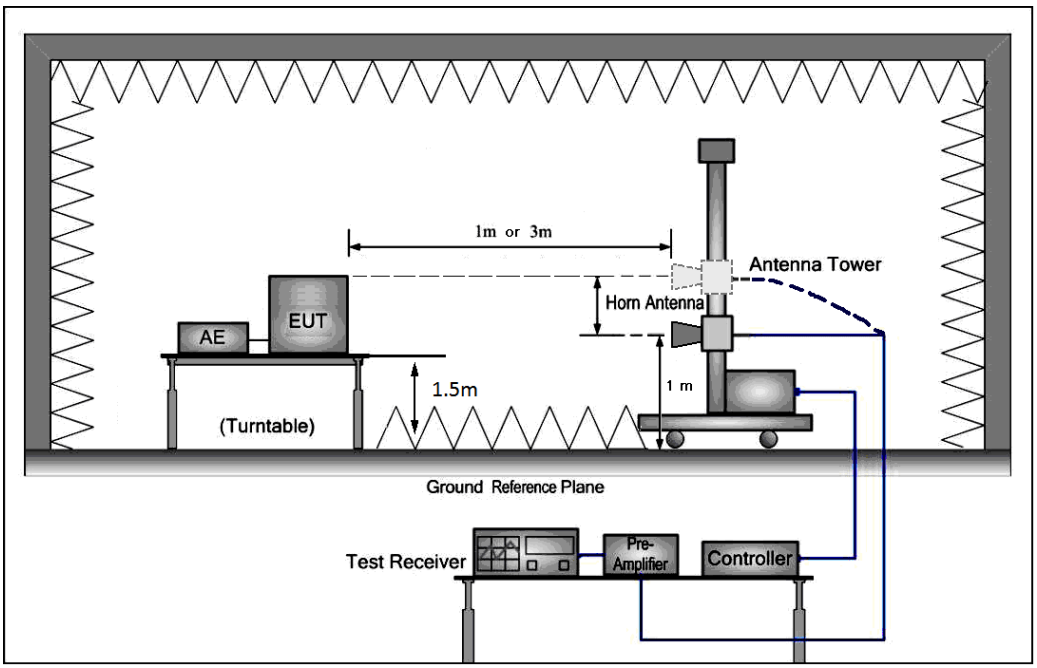


This document is issued by the Company subject to its General Conditions of Service printed overleaf, available on request or accessible at http://www.sgs.com/en/Terms-and-Conditions.aspxand,for electronic format documents, subject to Terms and Conditions for Electronic Documents at http://www.sgs.com/en/Terms-and-Conditions/Terms-e-Document.aspx. Attention is drawn to the limitation of liability, indemnification and jurisdiction issues defined therein. Any holder of this document is advised that information contained hereon reflects the Company's findings at the time of its intervention only and within the limits of Client's instructions, if any. The Company's sole responsibility is to its Client and this document does not exonerate parties to a transaction from exercising all their rights and obligations under the transaction documents. This document cannot be reproduced except in full, without prior written approval of the Company. Any unauthorized alteration, forgery or falsification of the content or appearance of this document is unlawful and offenders may be prosecuted to the fullest extent of the law.
Unless otherwise stated the results shown in this test report refer only to the sample(s) tested and such sample(s) are retained for 30 days only.

**Test Procedure:**

Test site with RF absorbing material covering the ground plane that met the site validation criterion called out in CISPR 16-1-4:2010 was used to perform radiated emission test above 1 GHz.

The receiver scanned from the lowest frequency generated within the EUT to 25GHz.When an emission was found, the table was rotated to produce the maximum signal strength. An initial pre-scan was performed for in peak detection mode using the receiver. The EUT was measured for both the Horizontal and Vertical polarities and performed a pre-test three orthogonal planes. For intentional radiators, measurements of the variation of the input power or the radiated signal level of the fundamental frequency component of the emission, as appropriate, shall be performed with the supply voltage varied between 85% and 115% of the nominal rated supply voltage. The worst case emissions were reported.

From 30MHz to 1GHz, read the Quasi-Peak field strength of the emissions with receiver QP detector RBW=120KHz.

Above 1GHz, read the Peak field strength and Average field strength.

Read the Peak field strength through RBW=1MHz,VBW=3MHz in spectrum analyzer setting;

Read the Average field strength through RBW=1MHz,VBW=10Hz in spectrum analyzer setting;

While maintaining all of the other instrument settings. This peak level, once corrected, must comply with the limit specified in Section 15.209. If the dwell time per channel of the hopping signal is less than 100 ms, then the average field strength reading obtained with the 10 Hz VBW may be further adjusted by a "duty cycle correction factor", derived from 20log(dwell time/100 ms), in an effort to demonstrate compliance with the 15.209 limit.

This document is issued by the Company subject to its General Conditions of Service printed overleaf, available on request or accessible at http://www.sgs.com/en/Terms-and-Conditions.aspxand,for electronic format documents, subject to Terms and Conditions for Electronic Documents at http://www.sgs.com/en/Terms-and-Conditions/Terms-e-Document.aspx. Attention is drawn to the limitation of liability, indemnification and jurisdiction issues defined therein. Any holder of this document is advised that information contained hereon reflects the Company's findings at the time of its intervention only and within the limits of Client's instructions, if any. The Company's sole responsibility is to its Client and this document does not exonerate parties to a transaction from exercising all their rights and obligations under the transaction documents. This document cannot be reproduced except in full, without prior written approval of the Company. Any unauthorized alteration, forgery or falsification of the content or appearance of this document is unlawful and offenders may be prosecuted to the fullest extent of the law.
Unless otherwise stated the results shown in this test report refer only to the sample(s) tested and such sample(s) are retained for 30 days only.

Section 15.205 Restricted bands of operation.

(a) Except as shown in paragraph (d) of this section. only spurious emissions are permitted in any of the frequency bands listed below:

| MHz | MHz | MHz | GHz |
|---|---|---|---|
| 0.090 - 0.110 | 16.42 - 16.423 | 399.9 - 410 | 4.5 - 5.15 |
| [1]0.495 - 0.505 | 16.69475 - 16.69525 | 608 - 614 | 5.35 - 5.46 |
| 2.1735 - 2.1905 | 16.80425 - 16.80475 | 960 - 1240 | 7.25 - 7.75 |
| 4.125 - 4.128 | 25.5 - 25.67 | 1300 - 1427 | 8.025 - 8.5 |
| 4.17725 - 4.17775 | 37.5 - 38.25 | 1435 - 1626.5 | 9.0 - 9.2 |
| 4.20725 - 4.20775 | 73 - 74.6 | 1645.5 - 1646.5 | 9.3 - 9.5 |
| 6.215 - 6.218 | 74.8 - 75.2 | 1660 - 1710 | 10.6 - 12.7 |
| 6.26775 - 6.26825 | 108 - 121.94 | 1718.8 - 1722.2 | 13.25 - 13.4 |
| 6.31175 - 6.31225 | 123 - 138 | 2200 - 2300 | 14.47 - 14.5 |
| 8.291 - 8.294 | 149.9 - 150.05 | 2310 - 2390 | 15.35 - 16.2 |
| 8.362 - 8.366 | 156.52475 - | 2483.5 - 2500 | 17.7 - 21.4 |
| 8.37625 - 8.38675 | 156.52525 | 2655 - 2900 | 22.01 - 23.12 |
| 8.41425 - 8.41475 | 156.7 - 156.9 | 3260 - 3267 | 23.6 - 24.0 |
| 12.29 - 12.293 | 162.0125 - 167.17 | 3332 - 3339 | 31.2 - 31.8 |
| 12.51975 - 12.52025 | 167.72 - 173.2 | 3345.8 - 3358 | 36.43 - 36.5 |
| 12.57675 - 12.57725 | 240 - 285 | 3600 - 4400 | |
| 13.36 - 13.41 | 322 - 335.4 | | |

This document is issued by the Company subject to its General Conditions of Service printed overleaf, available on request or accessible at http://www.sgs.com/en/Terms-and-Conditions.aspxand,for electronic format documents, subject to Terms and Conditions for Electronic Documents at http://www.sgs.com/en/Terms-and-Conditions/Terms-e-Document.aspx. Attention is drawn to the limitation of liability, indemnification and jurisdiction issues defined therein. Any holder of this document is advised that information contained hereon reflects the Company's findings at the time of its intervention only and within the limits of Client's instructions, if any. The Company's sole responsibility is to its Client and this document does not exonerate parties to a transaction from exercising all their rights and obligations under the transaction documents. This document cannot be reproduced except in full, without prior written approval of the Company. Any unauthorized alteration, forgery or falsification of the content or appearance of this document is unlawful and offenders may be prosecuted to the fullest extent of the law.
Unless otherwise stated the results shown in this test report refer only to the sample(s) tested and such sample(s) are retained for 30 days only.

**Test Result:**

**Above 1GHz Radiated Emissions. Peak & Average Measurement**

**Lowest channel: Peak Measurement:**

| Frequency (MHz) | Reading Level (dBμV) | Antenna factors (dB/m) | Cable loss (dB) | Preamp factor (dB) | Emission Level (dBμV/m) | Limit (dBμV/m) | Over limit | Antenna polarization |
|---|---|---|---|---|---|---|---|---|
| 2310.000 | 42.13 | 26.25 | 6.80 | 39.07 | 36.11 | 74.00 | -37.89 | V |
| 2390.000 | 43.17 | 26.43 | 6.87 | 39.10 | 37.37 | 74.00 | -36.63 | V |
| 2483.500 | 42.22 | 26.58 | 7.07 | 39.14 | 36.73 | 74.00 | -37.27 | V |
| 2500.000 | 41.93 | 26.60 | 7.10 | 39.14 | 36.49 | 74.00 | -37.51 | V |
| 2310.000 | 42.48 | 26.25 | 6.80 | 39.07 | 36.46 | 74.00 | -37.54 | H |
| 2390.000 | 43.56 | 26.43 | 6.87 | 39.10 | 37.76 | 74.00 | -36.24 | H |
| 2483.500 | 42.42 | 26.58 | 7.07 | 39.14 | 36.93 | 74.00 | -37.07 | H |
| 2500.000 | 41.81 | 26.60 | 7.10 | 39.14 | 36.37 | 74.00 | -37.63 | H |

**Lowest channel: Average Measurement:**

| Frequency (MHz) | Reading Level (dBμV) | Antenna factors (dB/m) | Cable loss (dB) | Preamp factor (dB) | Emission Level (dBμV/m) | Limit (dBμV/m) | Over limit | Antenna polarization |
|---|---|---|---|---|---|---|---|---|
| 2310.000 | 34.09 | 26.25 | 6.80 | 39.07 | 28.07 | 54.00 | -25.93 | V |
| 2390.000 | 32.11 | 26.43 | 6.87 | 39.10 | 26.31 | 54.00 | -27.69 | V |
| 2483.500 | 33.46 | 26.58 | 7.07 | 39.14 | 27.97 | 54.00 | -26.03 | V |
| 2500.000 | 32.76 | 26.60 | 7.10 | 39.14 | 27.32 | 54.00 | -26.68 | V |
| 2310.000 | 31.46 | 26.25 | 6.80 | 39.07 | 25.44 | 54.00 | -28.56 | H |
| 2390.000 | 31.30 | 26.43 | 6.87 | 39.10 | 25.50 | 54.00 | -28.50 | H |
| 2483.500 | 34.15 | 26.58 | 7.07 | 39.14 | 28.66 | 54.00 | -25.34 | H |
| 2500.000 | 33.88 | 26.60 | 7.10 | 39.14 | 28.44 | 54.00 | -25.56 | H |

This document is issued by the Company subject to its General Conditions of Service printed overleaf, available on request or accessible at http://www.sgs.com/en/Terms-and-Conditions.aspxand,for electronic format documents, subject to Terms and Conditions for Electronic Documents at http://www.sgs.com/en/Terms-and-Conditions/Terms-e-Document.aspx. Attention is drawn to the limitation of liability, indemnification and jurisdiction issues defined therein. Any holder of this document is advised that information contained hereon reflects the Company's findings at the time of its intervention only and within the limits of Client's instructions, if any. The Company's sole responsibility is to its Client and this document does not exonerate parties to a transaction from exercising all their rights and obligations under the transaction documents. This document cannot be reproduced except in full, without prior written approval of the Company. Any unauthorized alteration, forgery or falsification of the content or appearance of this document is unlawful and offenders may be prosecuted to the fullest extent of the law.
Unless otherwise stated the results shown in this test report refer only to the sample(s) tested and such sample(s) are retained for 30 days only.

**Above 1GHz Radiated Emissions. Peak & Average Measurement**

**Middle channel: Peak Measurement:**

| Frequency (MHz) | Reading Level (dBμV) | Antenna factors (dB/m) | Cable loss (dB) | Preamp factor (dB) | Emission Level (dBμV/m) | Limit (dBμV/m) | Over limit | Antenna polarization |
|---|---|---|---|---|---|---|---|---|
| 2310.000 | 40.31 | 26.25 | 6.80 | 39.07 | 34.29 | 74.00 | -39.71 | V |
| 2390.000 | 40.79 | 26.43 | 6.87 | 39.10 | 34.99 | 74.00 | -39.01 | V |
| 2483.500 | 40.47 | 26.58 | 7.07 | 39.14 | 34.98 | 74.00 | -39.02 | V |
| 2500.000 | 41.32 | 26.60 | 7.10 | 39.14 | 35.88 | 74.00 | -38.12 | V |
| 2310.000 | 41.35 | 26.25 | 6.80 | 39.07 | 35.33 | 74.00 | -38.67 | H |
| 2390.000 | 41.47 | 26.43 | 6.87 | 39.10 | 35.67 | 74.00 | -38.33 | H |
| 2483.500 | 40.44 | 26.58 | 7.07 | 39.14 | 34.95 | 74.00 | -39.05 | H |
| 2500.000 | 42.02 | 26.60 | 7.10 | 39.14 | 36.58 | 74.00 | -37.42 | H |

**Middle channel: Average Measurement:**

| Frequency (MHz) | Reading Level (dBμV) | Antenna factors (dB/m) | Cable loss (dB) | Preamp factor (dB) | Emission Level (dBμV/m) | Limit (dBμV/m) | Over limit | Antenna polarization |
|---|---|---|---|---|---|---|---|---|
| 2310.000 | 29.86 | 26.25 | 6.80 | 39.07 | 23.84 | 54.00 | -30.16 | V |
| 2390.000 | 32.26 | 26.43 | 6.87 | 39.10 | 26.46 | 54.00 | -27.54 | V |
| 2483.500 | 31.81 | 26.58 | 7.07 | 39.14 | 26.32 | 54.00 | -27.68 | V |
| 2500.000 | 32.57 | 26.60 | 7.10 | 39.14 | 27.13 | 54.00 | -26.87 | V |
| 2310.000 | 31.42 | 26.25 | 6.80 | 39.07 | 25.40 | 54.00 | -28.60 | H |
| 2390.000 | 30.11 | 26.43 | 6.87 | 39.10 | 24.31 | 54.00 | -29.69 | H |
| 2483.500 | 29.81 | 26.58 | 7.07 | 39.14 | 24.32 | 54.00 | -29.68 | H |
| 2500.000 | 34.57 | 26.60 | 7.10 | 39.14 | 29.13 | 54.00 | -24.87 | H |

This document is issued by the Company subject to its General Conditions of Service printed overleaf, available on request or accessible at http://www.sgs.com/en/Terms-and-Conditions.aspxand,for electronic format documents, subject to Terms and Conditions for Electronic Documents at http://www.sgs.com/en/Terms-and-Conditions/Terms-e-Document.aspx. Attention is drawn to the limitation of liability, indemnification and jurisdiction issues defined therein. Any holder of this document is advised that information contained hereon reflects the Company's findings at the time of its intervention only and within the limits of Client's instructions, if any. The Company's sole responsibility is to its Client and this document does not exonerate parties to a transaction from exercising all their rights and obligations under the transaction documents. This document cannot be reproduced except in full, without prior written approval of the Company. Any unauthorized alteration, forgery or falsification of the content or appearance of this document is unlawful and offenders may be prosecuted to the fullest extent of the law.
Unless otherwise stated the results shown in this test report refer only to the sample(s) tested and such sample(s) are retained for 30 days only.

**Above 1GHz Radiated Emissions. Peak & Average Measurement**

**Highest channel: Peak Measurement:**

| Frequency (MHz) | Reading Level (dBμV) | Antenna factors (dB/m) | Cable loss (dB) | Preamp factor (dB) | Emission Level (dBμV/m) | Limit (dBμV/m) | Over limit | Antenna polarization |
|---|---|---|---|---|---|---|---|---|
| 2310.000 | 41.38 | 26.25 | 6.80 | 39.07 | 35.36 | 74.00 | -38.64 | V |
| 2390.000 | 42.49 | 26.43 | 6.87 | 39.10 | 36.69 | 74.00 | -37.31 | V |
| 2483.500 | 75.25 | 26.58 | 7.07 | 39.14 | 69.76 | 74.00 | -4.24 | V |
| 2500.000 | 43.00 | 26.60 | 7.10 | 39.14 | 37.56 | 74.00 | -36.44 | V |
| 2310.000 | 42.48 | 26.25 | 6.80 | 39.07 | 36.46 | 74.00 | -37.54 | H |
| 2390.000 | 41.92 | 26.43 | 6.87 | 39.10 | 36.12 | 74.00 | -37.88 | H |
| 2483.500 | 74.36 | 26.58 | 7.07 | 39.14 | 68.87 | 74.00 | -5.13 | H |
| 2500.000 | 42.01 | 26.60 | 7.10 | 39.14 | 36.57 | 74.00 | -37.43 | H |

**Highest channel: Average Measurement:**

| Frequency (MHz) | Reading Level (dBμV) | Antenna factors (dB/m) | Cable loss (dB) | Preamp factor (dB) | Emission Level (dBμV/m) | Limit (dBμV/m) | Over limit | Antenna polarization |
|---|---|---|---|---|---|---|---|---|
| 2310.000 | 33.88 | 26.25 | 6.80 | 39.07 | 27.86 | 54.00 | -26.14 | V |
| 2390.000 | 35.11 | 26.43 | 6.87 | 39.10 | 29.31 | 54.00 | -24.69 | V |
| 2483.500 | 45.60 | 26.58 | 7.07 | 39.14 | 40.11 | 54.00 | -13.89 | V |
| 2500.000 | 34.81 | 26.60 | 7.10 | 39.14 | 29.37 | 54.00 | -24.63 | V |
| 2310.000 | 33.19 | 26.25 | 6.80 | 39.07 | 27.17 | 54.00 | -26.83 | H |
| 2390.000 | 33.43 | 26.43 | 6.87 | 39.10 | 27.63 | 54.00 | -26.37 | H |
| 2483.500 | 44.48 | 26.58 | 7.07 | 39.14 | 38.99 | 54.00 | -15.01 | H |
| 2500.000 | 34.08 | 26.60 | 7.10 | 39.14 | 28.64 | 54.00 | -25.36 | H |

**Test result: The unit does meet the FCC requirements.**

This document is issued by the Company subject to its General Conditions of Service printed overleaf, available on request or accessible at http://www.sgs.com/en/Terms-and-Conditions.aspxand,for electronic format documents, subject to Terms and Conditions for Electronic Documents at http://www.sgs.com/en/Terms-and-Conditions/Terms-e-Document.aspx. Attention is drawn to the limitation of liability, indemnification and jurisdiction issues defined therein. Any holder of this document is advised that information contained hereon reflects the Company's findings at the time of its intervention only and within the limits of Client's instructions, if any. The Company's sole responsibility is to its Client and this document does not exonerate parties to a transaction from exercising all their rights and obligations under the transaction documents. This document cannot be reproduced except in full, without prior written approval of the Company. Any unauthorized alteration, forgery or falsification of the content or appearance of this document is unlawful and offenders may be prosecuted to the fullest extent of the law.
Unless otherwise stated the results shown in this test report refer only to the sample(s) tested and such sample(s) are retained for 30 days only.

## 7.12 Band Edges Requirement

**Test Requirement:** FCC Part15 C section 15.247

(d) In any 100 kHz bandwidth outside the frequency band in which the spread spectrum or digitally modulated intentional radiator is operating, the radio frequency power that is produced by the intentional radiator shall be at least 20 dB below that in the 100 kHz bandwidth within the band that contains the highest level of the desired power, based on either an RF conducted or a radiated measurement, provided the transmitter demonstrates compliance with the peak conducted power limits. If the transmitter complies with the conducted power limits based on the use of RMS averaging over a time interval, as permitted under paragraph (b)(3) of this section, the attenuation required under this paragraph shall be 30 dB instead of 20 dB. Attenuation below the general limits specified in Section 15.209(a) is not required. In addition, radiated emissions which fall in the restricted bands, as defined in Section 15.205(a), must also comply with the radiated emission limits specified in Section 15.209(a) (see Section 15.205(c)).

Frequency Band: 2400 MHz to 2483.5 MHz

**Test Method:** ANSI C63.10: Clause 6.10

**Test Status:** Pre-test the EUT in continuous transmitting mode at the lowest (2402 MHz), and highest (2480 MHz) channel and hopping mode with different data packet and modulation type. Through Pre-scan, find the normal mode with GFSK modulation type DH5 of data type is the worst case Pre-test the EUT in B/O mode and charging mode find the worst case is B/O Mode.

**Test Configuration:**

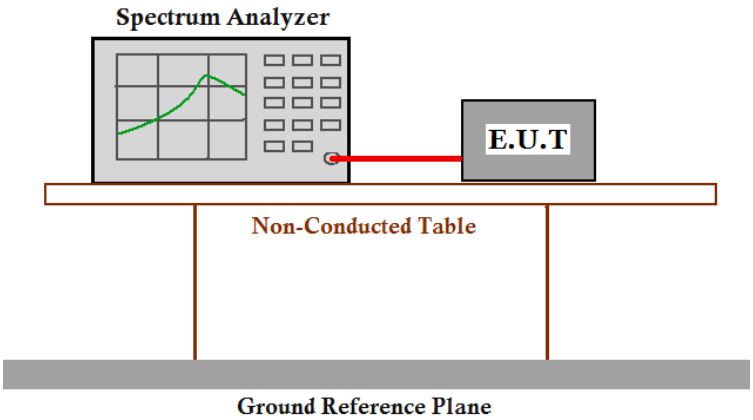


**Test Procedure:** Use the following spectrum analyzer settings:

Span = 10MHz (wide enough to capture the peak level of the emission operating on the channel closest to the band edge, as well as any modulation products which fall outside of the authorized band of operation.)

RBW = 100 kHz and VBW = 300 kHz

Sweep = auto

Detector function = peak

Trace = max hold

This document is issued by the Company subject to its General Conditions of Service printed overleaf, available on request or accessible at http://www.sgs.com/en/Terms-and-Conditions.aspxand,for electronic format documents, subject to Terms and Conditions for Electronic Documents at http://www.sgs.com/en/Terms-and-Conditions/Terms-e-Document.aspx. Attention is drawn to the limitation of liability, indemnification and jurisdiction issues defined therein. Any holder of this document is advised that information contained hereon reflects the Company's findings at the time of its intervention only and within the limits of Client's instructions, if any. The Company's sole responsibility is to its Client and this document does not exonerate parties to a transaction from exercising all their rights and obligations under the transaction documents. This document cannot be reproduced except in full, without prior written approval of the Company. Any unauthorized alteration, forgery or falsification of the content or appearance of this document is unlawful and offenders may be prosecuted to the fullest extent of the law.
Unless otherwise stated the results shown in this test report refer only to the sample(s) tested and such sample(s) are retained for 30 days only.

**Test Result:**

Compare with the output power of the lowest frequency, the Lower Edges attenuated more than 20dB
Compare with the output power of the highest frequency, the Upper Edges attenuated more than 20dB.

**Non-hopping mode:**

Lowest channel(2.402 GHz):

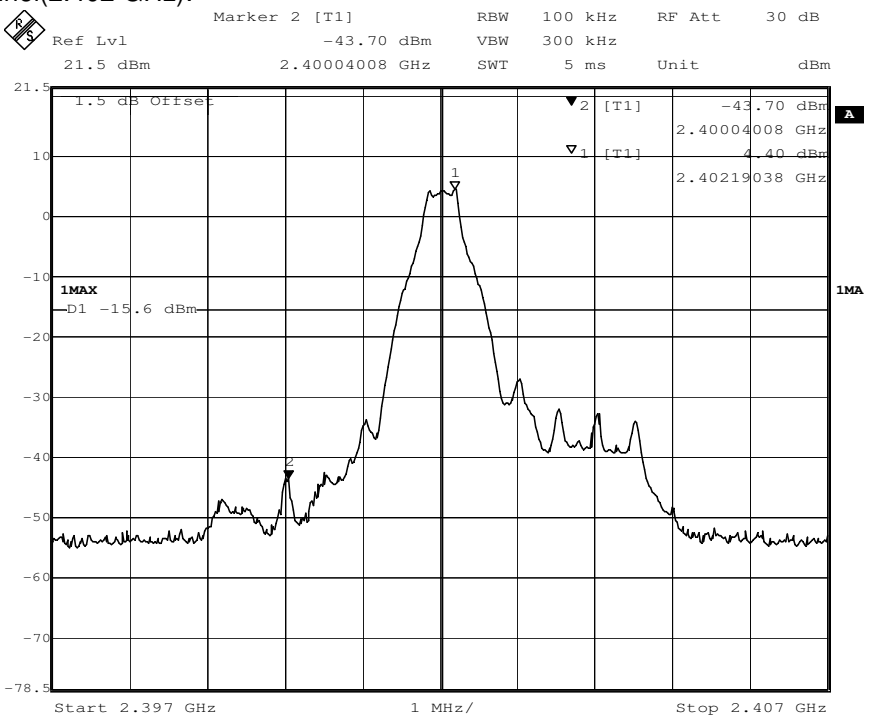


Highest Channel(2.480 GHz):

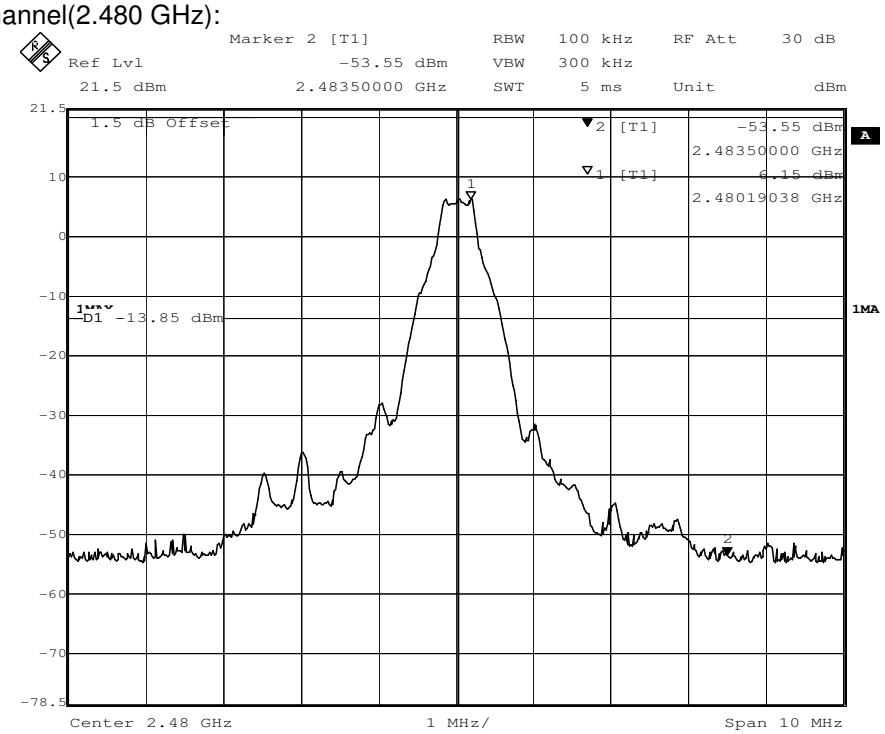


This document is issued by the Company subject to its General Conditions of Service printed overleaf, available on request or accessible at http://www.sgs.com/en/Terms-and-Conditions.aspxand,for electronic format documents, subject to Terms and Conditions for Electronic Documents at http://www.sgs.com/en/Terms-and-Conditions/Terms-e-Document.aspx. Attention is drawn to the limitation of liability, indemnification and jurisdiction issues defined therein. Any holder of this document is advised that information contained hereon reflects the Company's findings at the time of its intervention only and within the limits of Client's instructions, if any. The Company's sole responsibility is to its Client and this document does not exonerate parties to a transaction from exercising all their rights and obligations under the transaction documents. This document cannot be reproduced except in full, without prior written approval of the Company. Any unauthorized alteration, forgery or falsification of the content or appearance of this document is unlawful and offenders may be prosecuted to the fullest extent of the law.
Unless otherwise stated the results shown in this test report refer only to the sample(s) tested and such sample(s) are retained for 30 days only.

**Hopping mode:**

Lowest channel(2.402 GHz):

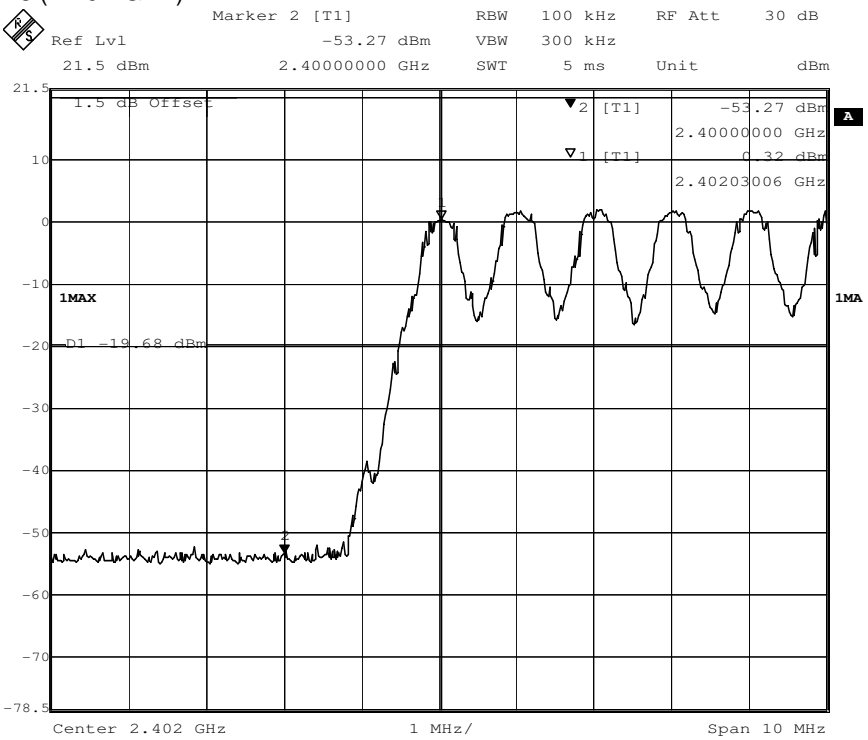


Highest Channel(2.480 GHz):

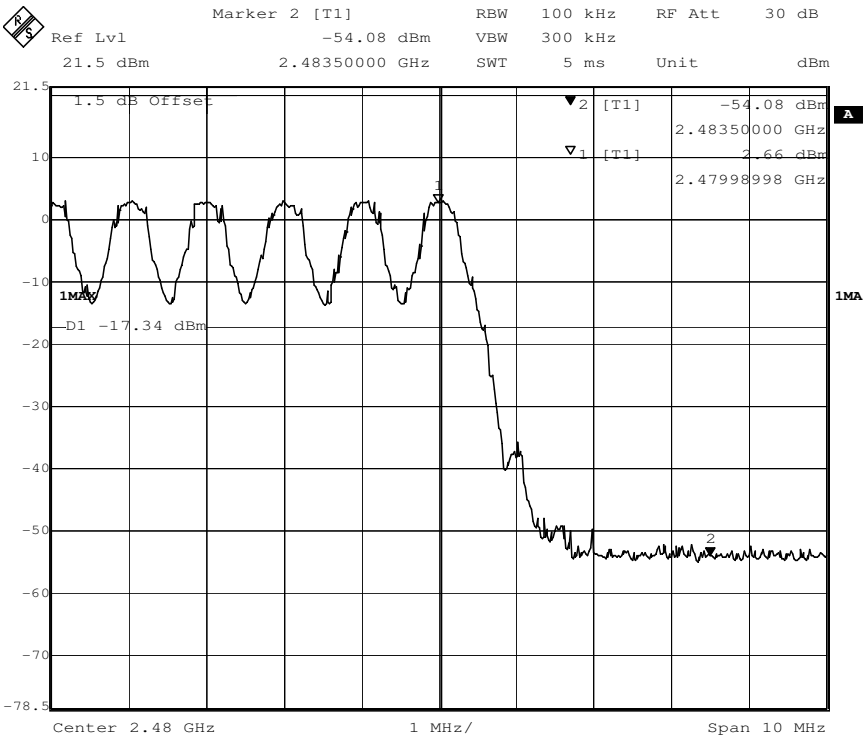


**Test result: The unit does meet the FCC requirements.**

This document is issued by the Company subject to its General Conditions of Service printed overleaf, available on request or accessible at http://www.sgs.com/en/Terms-and-Conditions.aspxand,for electronic format documents, subject to Terms and Conditions for Electronic Documents at http://www.sgs.com/en/Terms-and-Conditions/Terms-e-Document.aspx. Attention is drawn to the limitation of liability, indemnification and jurisdiction issues defined therein. Any holder of this document is advised that information contained hereon reflects the Company's findings at the time of its intervention only and within the limits of Client's instructions, if any. The Company's sole responsibility is to its Client and this document does not exonerate parties to a transaction from exercising all their rights and obligations under the transaction documents. This document cannot be reproduced except in full, without prior written approval of the Company. Any unauthorized alteration, forgery or falsification of the content or appearance of this document is unlawful and offenders may be prosecuted to the fullest extent of the law.
Unless otherwise stated the results shown in this test report refer only to the sample(s) tested and such sample(s) are retained for 30 days only.

## 7.13 Conducted Emissions at Mains Terminals 150 kHz to 30 MHz

**Test Requirement:** FCC Part 15 C section 15.207

**Test Method:** ANSI C63.10: Clause 6.2

**Frequency Range:** 150 kHz to 30 MHz

**Detector:** Peak for pre-scan (9 kHz Resolution Bandwidth)

**Test Limit**

**Limits for conducted disturbance at the mains ports of class B**

| Frequency Range (MHz) | Class B Limit dB(μV) | |
|---|---|---|
| | Quasi-peak | Average |
| 0.15 to 0.50 | 66 to 56 | 56 to 46 |
| 0.50 to 5 | 56 | 46 |
| 5 to 30 | 60 | 50 |
| NOTE 1 The limit decreases linearly with the logarithm of the frequency in the range 0,15 MHz to 0,50 MHz. | | |

EUT Operation: Test in normal operating mode. For intentional radiators, measurements of the variation of the input power or the radiated signal level of the fundamental frequency component of the emission, as appropriate, shall be performed with the supply voltage varied between 85% and 115% of the nominal rated supply voltage.

Pre-Scan has been conducted to determine the worst-case mode from all possible combinations between available modulations, data rates and antenna ports (if EUT with antenna diversity architecture).

This document is issued by the Company subject to its General Conditions of Service printed overleaf, available on request or accessible at http://www.sgs.com/en/Terms-and-Conditions.aspxand,for electronic format documents, subject to Terms and Conditions for Electronic Documents at http://www.sgs.com/en/Terms-and-Conditions/Terms-e-Document.aspx. Attention is drawn to the limitation of liability, indemnification and jurisdiction issues defined therein. Any holder of this document is advised that information contained hereon reflects the Company's findings at the time of its intervention only and within the limits of Client's instructions, if any. The Company's sole responsibility is to its Client and this document does not exonerate parties to a transaction from exercising all their rights and obligations under the transaction documents. This document cannot be reproduced except in full, without prior written approval of the Company. Any unauthorized alteration, forgery or falsification of the content or appearance of this document is unlawful and offenders may be prosecuted to the fullest extent of the law.
Unless otherwise stated the results shown in this test report refer only to the sample(s) tested and such sample(s) are retained for 30 days only.

**Test Configuration:**

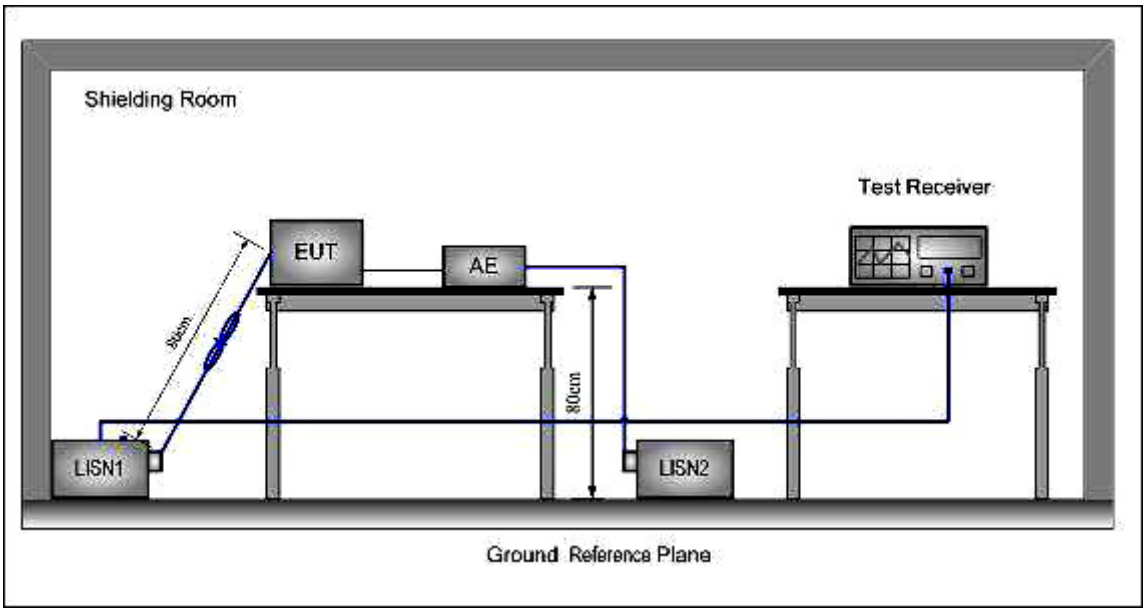


**Test procedure:**

1. The mains terminal disturbance voltage test was conducted in a shielded room.

2. The EUT was connected to AC power source through a LISN 1 (Line Impedance Stabilization Network) which provides a 50Ω/50μH + 5Ω linear impedance. The power cables of all other units of the EUT were connected to a second LISN 2, which was bonded to the ground reference plane in the same way as the LISN 1 for the unit being measured. A multiple socket outlet strip was used to connect multiple power cables to a single LISN provided the rating of the LISN was not exceeded.

3. The tabletop EUT was placed upon a non-metallic table 0.8m above the ground reference plane. And for floor-standing arrangement, the EUT was placed on the horizontal ground reference plane, but separated from metallic contact with the ground reference plane by 0.1m of insulation.

4. The test was performed with a vertical ground reference plane. The rear of the EUT shall be 0,4 m from the vertical ground reference plane. The vertical ground reference plane was bonded to the horizontal ground reference plane. The LISN 1 was placed 0,8 m from the boundary of the unit under test and bonded to a ground reference plane for LISNs mounted on top of the ground reference plane. This distance was between the closest points of the LISN 1 and the EUT. All other units of the EUT and associated equipment was at least 0,8 m from the LISN 2.

This document is issued by the Company subject to its General Conditions of Service printed overleaf, available on request or accessible at http://www.sgs.com/en/Terms-and-Conditions.aspxand,for electronic format documents, subject to Terms and Conditions for Electronic Documents at http://www.sgs.com/en/Terms-and-Conditions/Terms-e-Document.aspx. Attention is drawn to the limitation of liability, indemnification and jurisdiction issues defined therein. Any holder of this document is advised that information contained hereon reflects the Company's findings at the time of its intervention only and within the limits of Client's instructions, if any. The Company's sole responsibility is to its Client and this document does not exonerate parties to a transaction from exercising all their rights and obligations under the transaction documents. This document cannot be reproduced except in full, without prior written approval of the Company. Any unauthorized alteration, forgery or falsification of the content or appearance of this document is unlawful and offenders may be prosecuted to the fullest extent of the law.
Unless otherwise stated the results shown in this test report refer only to the sample(s) tested and such sample(s) are retained for 30 days only.

## 7.13.1 Measurement Data

An initial pre-scan was performed on the live and neutral lines with peak detector.
Quasi-Peak and Average measurement were performed at the frequencies with maximized peak emission were detected. For EUT the communicating was worst case mode.

**The following Quasi-Peak and Average measurements were performed on the EUT:**

**Neutral Line**

Level(dBµV)

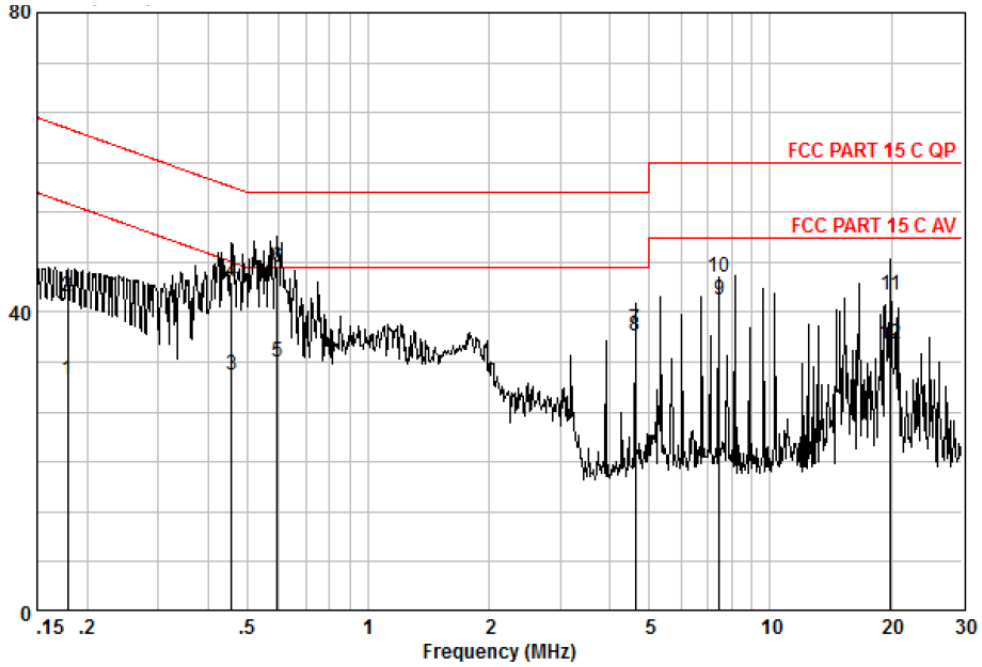


Measure data:

| Frequency MHz | read level dBuV | Cable Loss dB | LISN Factor dB | Measured level dBuV | Limit Line dBuV | Over limit dB | Remark |
|---|---|---|---|---|---|---|---|
| 0.179 | 21.21 | 0.10 | 9.56 | 30.87 | 54.55 | -23.68 | AVERAGE |
| 0.179 | 32.41 | 0.10 | 9.56 | 42.07 | 64.55 | -22.48 | QP |
| 0.456 | 21.94 | 0.19 | 9.55 | 31.68 | 46.76 | -15.08 | AVERAGE |
| 0.456 | 34.28 | 0.19 | 9.55 | 44.02 | 56.76 | -12.74 | QP |
| 0.595 | 23.68 | 0.23 | 9.54 | 33.45 | 46.00 | -12.55 | AVERAGE |
| 0.595 | 36.26 | 0.23 | 9.54 | 46.03 | 56.00 | -9.97 | QP |
| 4.622 | 27.49 | 0.67 | 9.61 | 37.77 | 56.00 | -18.23 | QP |
| 4.622 | 26.54 | 0.67 | 9.61 | 36.82 | 46.00 | -9.18 | AVERAGE |
| 7.466 | 31.34 | 0.64 | 9.67 | 41.65 | 50.00 | -8.35 | AVERAGE |
| 7.466 | 34.44 | 0.64 | 9.67 | 44.75 | 60.00 | -15.25 | QP |
| 19.895 | 31.55 | 0.70 | 10.01 | 42.26 | 60.00 | -17.74 | QP |
| 19.895 | 25.14 | 0.70 | 10.01 | 35.85 | 50.00 | -14.15 | AVERAGE |

This document is issued by the Company subject to its General Conditions of Service printed overleaf, available on request or accessible at http://www.sgs.com/en/Terms-and-Conditions.aspxand,for electronic format documents, subject to Terms and Conditions for Electronic Documents at http://www.sgs.com/en/Terms-and-Conditions/Terms-e-Document.aspx. Attention is drawn to the limitation of liability, indemnification and jurisdiction issues defined therein. Any holder of this document is advised that information contained hereon reflects the Company's findings at the time of its intervention only and within the limits of Client's instructions, if any. The Company's sole responsibility is to its Client and this document does not exonerate parties to a transaction from exercising all their rights and obligations under the transaction documents. This document cannot be reproduced except in full, without prior written approval of the Company. Any unauthorized alteration, forgery or falsification of the content or appearance of this document is unlawful and offenders may be prosecuted to the fullest extent of the law.
Unless otherwise stated the results shown in this test report refer only to the sample(s) tested and such sample(s) are retained for 30 days only.

**Live Line**

Level(dBμV)

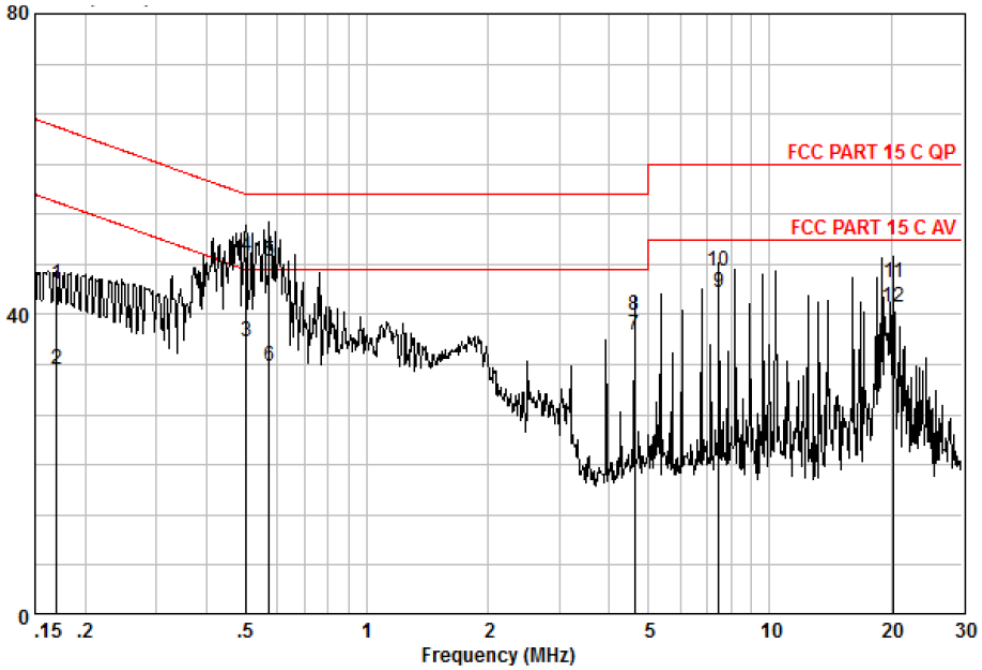


Measure data:

| Frequency MHz | read level dBuV | Cable Loss dB | LISN Factor dB | Measured level dBuV | Limit Line dBuV | Over limit dB | Remark |
|---|---|---|---|---|---|---|---|
| 0.169 | 34.23 | 0.10 | 9.69 | 44.02 | 64.99 | -20.97 | QP |
| 0.169 | 22.80 | 0.10 | 9.69 | 32.59 | 54.99 | -22.40 | AVERAGE |
| 0.502 | 26.59 | 0.20 | 9.71 | 36.50 | 46.00 | -9.50 | AVERAGE |
| 0.502 | 37.93 | 0.20 | 9.71 | 47.84 | 56.00 | -8.16 | QP |
| 0.573 | 37.27 | 0.22 | 9.70 | 47.19 | 56.00 | -8.81 | QP |
| 0.573 | 23.32 | 0.22 | 9.70 | 33.24 | 46.00 | -12.76 | AVERAGE |
| 4.622 | 26.87 | 0.67 | 9.74 | 37.28 | 46.00 | -8.72 | AVERAGE |
| 4.622 | 29.46 | 0.67 | 9.74 | 39.87 | 56.00 | -16.13 | QP |
| 7.479 | 32.45 | 0.64 | 9.79 | 42.88 | 50.00 | -7.12 | AVERAGE |
| 7.479 | 35.25 | 0.64 | 9.79 | 45.68 | 60.00 | -14.32 | QP |
| 20.295 | 33.42 | 0.70 | 10.04 | 44.16 | 60.00 | -15.84 | QP |
| 20.295 | 30.18 | 0.70 | 10.04 | 40.92 | 50.00 | -9.08 | AVERAGE |

This document is issued by the Company subject to its General Conditions of Service printed overleaf, available on request or accessible at http://www.sgs.com/en/Terms-and-Conditions.aspxand,for electronic format documents, subject to Terms and Conditions for Electronic Documents at http://www.sgs.com/en/Terms-and-Conditions/Terms-e-Document.aspx. Attention is drawn to the limitation of liability, indemnification and jurisdiction issues defined therein. Any holder of this document is advised that information contained hereon reflects the Company's findings at the time of its intervention only and within the limits of Client's instructions, if any. The Company's sole responsibility is to its Client and this document does not exonerate parties to a transaction from exercising all their rights and obligations under the transaction documents. This document cannot be reproduced except in full, without prior written approval of the Company. Any unauthorized alteration, forgery or falsification of the content or appearance of this document is unlawful and offenders may be prosecuted to the fullest extent of the law.
Unless otherwise stated the results shown in this test report refer only to the sample(s) tested and such sample(s) are retained for 30 days only.

# 8 Photographs

## 8.1 Radiated Emissions

**30MHz to 1GHz**



**Above 1 GHz:**




This document is issued by the Company subject to its General Conditions of Service printed overleaf, available on request or accessible at http://www.sgs.com/en/Terms-and-Conditions.aspxand,for electronic format documents, subject to Terms and Conditions for Electronic Documents at http://www.sgs.com/en/Terms-and-Conditions/Terms-e-Document.aspx. Attention is drawn to the limitation of liability, indemnification and jurisdiction issues defined therein. Any holder of this document is advised that information contained hereon reflects the Company's findings at the time of its intervention only and within the limits of Client's instructions, if any. The Company's sole responsibility is to its Client and this document does not exonerate parties to a transaction from exercising all their rights and obligations under the transaction documents. This document cannot be reproduced except in full, without prior written approval of the Company. Any unauthorized alteration, forgery or falsification of the content or appearance of this document is unlawful and offenders may be prosecuted to the fullest extent of the law.
Unless otherwise stated the results shown in this test report refer only to the sample(s) tested and such sample(s) are retained for 30 days only.

## 8.2 Conducted Emissions at Mains Terminals 150 kHz to 30 MHz



This document is issued by the Company subject to its General Conditions of Service printed overleaf, available on request or accessible at http://www.sgs.com/en/Terms-and-Conditions.aspxand,for electronic format documents, subject to Terms and Conditions for Electronic Documents at http://www.sgs.com/en/Terms-and-Conditions/Terms-e-Document.aspx. Attention is drawn to the limitation of liability, indemnification and jurisdiction issues defined therein. Any holder of this document is advised that information contained hereon reflects the Company's findings at the time of its intervention only and within the limits of Client's instructions, if any. The Company's sole responsibility is to its Client and this document does not exonerate parties to a transaction from exercising all their rights and obligations under the transaction documents. This document cannot be reproduced except in full, without prior written approval of the Company. Any unauthorized alteration, forgery or falsification of the content or appearance of this document is unlawful and offenders may be prosecuted to the fullest extent of the law.
Unless otherwise stated the results shown in this test report refer only to the sample(s) tested and such sample(s) are retained for 30 days only.

## 8.3 EUT Constructional Details





This document is issued by the Company subject to its General Conditions of Service printed overleaf, available on request or accessible at http://www.sgs.com/en/Terms-and-Conditions.aspxand,for electronic format documents, subject to Terms and Conditions for Electronic Documents at http://www.sgs.com/en/Terms-and-Conditions/Terms-e-Document.aspx. Attention is drawn to the limitation of liability, indemnification and jurisdiction issues defined therein. Any holder of this document is advised that information contained hereon reflects the Company's findings at the time of its intervention only and within the limits of Client's instructions, if any. The Company's sole responsibility is to its Client and this document does not exonerate parties to a transaction from exercising all their rights and obligations under the transaction documents. This document cannot be reproduced except in full, without prior written approval of the Company. Any unauthorized alteration, forgery or falsification of the content or appearance of this document is unlawful and offenders may be prosecuted to the fullest extent of the law.
Unless otherwise stated the results shown in this test report refer only to the sample(s) tested and such sample(s) are retained for 30 days only.

This document is issued by the Company subject to its General Conditions of Service printed overleaf, available on request or accessible at http://www.sgs.com/en/Terms-and-Conditions.aspxand,for electronic format documents, subject to Terms and Conditions for Electronic Documents at http://www.sgs.com/en/Terms-and-Conditions/Terms-e-Document.aspx. Attention is drawn to the limitation of liability, indemnification and jurisdiction issues defined therein. Any holder of this document is advised that information contained hereon reflects the Company's findings at the time of its intervention only and within the limits of Client's instructions, if any. The Company's sole responsibility is to its Client and this document does not exonerate parties to a transaction from exercising all their rights and obligations under the transaction documents. This document cannot be reproduced except in full, without prior written approval of the Company. Any unauthorized alteration, forgery or falsification of the content or appearance of this document is unlawful and offenders may be prosecuted to the fullest extent of the law.
Unless otherwise stated the results shown in this test report refer only to the sample(s) tested and such sample(s) are retained for 30 days only.



This document is issued by the Company subject to its General Conditions of Service printed overleaf, available on request or accessible at http://www.sgs.com/en/Terms-and-Conditions.aspxand,for electronic format documents, subject to Terms and Conditions for Electronic Documents at http://www.sgs.com/en/Terms-and-Conditions/Terms-e-Document.aspx. Attention is drawn to the limitation of liability, indemnification and jurisdiction issues defined therein. Any holder of this document is advised that information contained hereon reflects the Company's findings at the time of its intervention only and within the limits of Client's instructions, if any. The Company's sole responsibility is to its Client and this document does not exonerate parties to a transaction from exercising all their rights and obligations under the transaction documents. This document cannot be reproduced except in full, without prior written approval of the Company. Any unauthorized alteration, forgery or falsification of the content or appearance of this document is unlawful and offenders may be prosecuted to the fullest extent of the law.
Unless otherwise stated the results shown in this test report refer only to the sample(s) tested and such sample(s) are retained for 30 days only.

This document is issued by the Company subject to its General Conditions of Service printed overleaf, available on request or accessible at http://www.sgs.com/en/Terms-and-Conditions.aspxand,for electronic format documents, subject to Terms and Conditions for Electronic Documents at http://www.sgs.com/en/Terms-and-Conditions/Terms-e-Document.aspx. Attention is drawn to the limitation of liability, indemnification and jurisdiction issues defined therein. Any holder of this document is advised that information contained hereon reflects the Company's findings at the time of its intervention only and within the limits of Client's instructions, if any. The Company's sole responsibility is to its Client and this document does not exonerate parties to a transaction from exercising all their rights and obligations under the transaction documents. This document cannot be reproduced except in full, without prior written approval of the Company. Any unauthorized alteration, forgery or falsification of the content or appearance of this document is unlawful and offenders may be prosecuted to the fullest extent of the law.
Unless otherwise stated the results shown in this test report refer only to the sample(s) tested and such sample(s) are retained for 30 days only.



This document is issued by the Company subject to its General Conditions of Service printed overleaf, available on request or accessible at http://www.sgs.com/en/Terms-and-Conditions.aspxand,for electronic format documents, subject to Terms and Conditions for Electronic Documents at http://www.sgs.com/en/Terms-and-Conditions/Terms-e-Document.aspx. Attention is drawn to the limitation of liability, indemnification and jurisdiction issues defined therein. Any holder of this document is advised that information contained hereon reflects the Company's findings at the time of its intervention only and within the limits of Client's instructions, if any. The Company's sole responsibility is to its Client and this document does not exonerate parties to a transaction from exercising all their rights and obligations under the transaction documents. This document cannot be reproduced except in full, without prior written approval of the Company. Any unauthorized alteration, forgery or falsification of the content or appearance of this document is unlawful and offenders may be prosecuted to the fullest extent of the law.
Unless otherwise stated the results shown in this test report refer only to the sample(s) tested and such sample(s) are retained for 30 days only.





This document is issued by the Company subject to its General Conditions of Service printed overleaf, available on request or accessible at http://www.sgs.com/en/Terms-and-Conditions.aspxand,for electronic format documents, subject to Terms and Conditions for Electronic Documents at http://www.sgs.com/en/Terms-and-Conditions/Terms-e-Document.aspx. Attention is drawn to the limitation of liability, indemnification and jurisdiction issues defined therein. Any holder of this document is advised that information contained hereon reflects the Company's findings at the time of its intervention only and within the limits of Client's instructions, if any. The Company's sole responsibility is to its Client and this document does not exonerate parties to a transaction from exercising all their rights and obligations under the transaction documents. This document cannot be reproduced except in full, without prior written approval of the Company. Any unauthorized alteration, forgery or falsification of the content or appearance of this document is unlawful and offenders may be prosecuted to the fullest extent of the law.
Unless otherwise stated the results shown in this test report refer only to the sample(s) tested and such sample(s) are retained for 30 days only.






This document is issued by the Company subject to its General Conditions of Service printed overleaf, available on request or accessible at http://www.sgs.com/en/Terms-and-Conditions.aspxand,for electronic format documents, subject to Terms and Conditions for Electronic Documents at http://www.sgs.com/en/Terms-and-Conditions/Terms-e-Document.aspx. Attention is drawn to the limitation of liability, indemnification and jurisdiction issues defined therein. Any holder of this document is advised that information contained hereon reflects the Company's findings at the time of its intervention only and within the limits of Client's instructions, if any. The Company's sole responsibility is to its Client and this document does not exonerate parties to a transaction from exercising all their rights and obligations under the transaction documents. This document cannot be reproduced except in full, without prior written approval of the Company. Any unauthorized alteration, forgery or falsification of the content or appearance of this document is unlawful and offenders may be prosecuted to the fullest extent of the law.
Unless otherwise stated the results shown in this test report refer only to the sample(s) tested and such sample(s) are retained for 30 days only.





This document is issued by the Company subject to its General Conditions of Service printed overleaf, available on request or accessible at http://www.sgs.com/en/Terms-and-Conditions.aspxand,for electronic format documents, subject to Terms and Conditions for Electronic Documents at http://www.sgs.com/en/Terms-and-Conditions/Terms-e-Document.aspx. Attention is drawn to the limitation of liability, indemnification and jurisdiction issues defined therein. Any holder of this document is advised that information contained hereon reflects the Company's findings at the time of its intervention only and within the limits of Client's instructions, if any. The Company's sole responsibility is to its Client and this document does not exonerate parties to a transaction from exercising all their rights and obligations under the transaction documents. This document cannot be reproduced except in full, without prior written approval of the Company. Any unauthorized alteration, forgery or falsification of the content or appearance of this document is unlawful and offenders may be prosecuted to the fullest extent of the law.
Unless otherwise stated the results shown in this test report refer only to the sample(s) tested and such sample(s) are retained for 30 days only.






This document is issued by the Company subject to its General Conditions of Service printed overleaf, available on request or accessible at http://www.sgs.com/en/Terms-and-Conditions.aspxand,for electronic format documents, subject to Terms and Conditions for Electronic Documents at http://www.sgs.com/en/Terms-and-Conditions/Terms-e-Document.aspx. Attention is drawn to the limitation of liability, indemnification and jurisdiction issues defined therein. Any holder of this document is advised that information contained hereon reflects the Company's findings at the time of its intervention only and within the limits of Client's instructions, if any. The Company's sole responsibility is to its Client and this document does not exonerate parties to a transaction from exercising all their rights and obligations under the transaction documents. This document cannot be reproduced except in full, without prior written approval of the Company. Any unauthorized alteration, forgery or falsification of the content or appearance of this document is unlawful and offenders may be prosecuted to the fullest extent of the law.
Unless otherwise stated the results shown in this test report refer only to the sample(s) tested and such sample(s) are retained for 30 days only.





**--End of Report--**

This document is issued by the Company subject to its General Conditions of Service printed overleaf, available on request or accessible at http://www.sgs.com/en/Terms-and-Conditions.aspxand,for electronic format documents, subject to Terms and Conditions for Electronic Documents at http://www.sgs.com/en/Terms-and-Conditions/Terms-e-Document.aspx. Attention is drawn to the limitation of liability, indemnification and jurisdiction issues defined therein. Any holder of this document is advised that information contained hereon reflects the Company's findings at the time of its intervention only and within the limits of Client's instructions, if any. The Company's sole responsibility is to its Client and this document does not exonerate parties to a transaction from exercising all their rights and obligations under the transaction documents. This document cannot be reproduced except in full, without prior written approval of the Company. Any unauthorized alteration, forgery or falsification of the content or appearance of this document is unlawful and offenders may be prosecuted to the fullest extent of the law.
Unless otherwise stated the results shown in this test report refer only to the sample(s) tested and such sample(s) are retained for 30 days only.