T1R1UNV150P-150L

SPECIFICATIONS

RoHS COMPLIANT IP65 Dimmable 100% - 10%,0% c UL us LISTED E342838

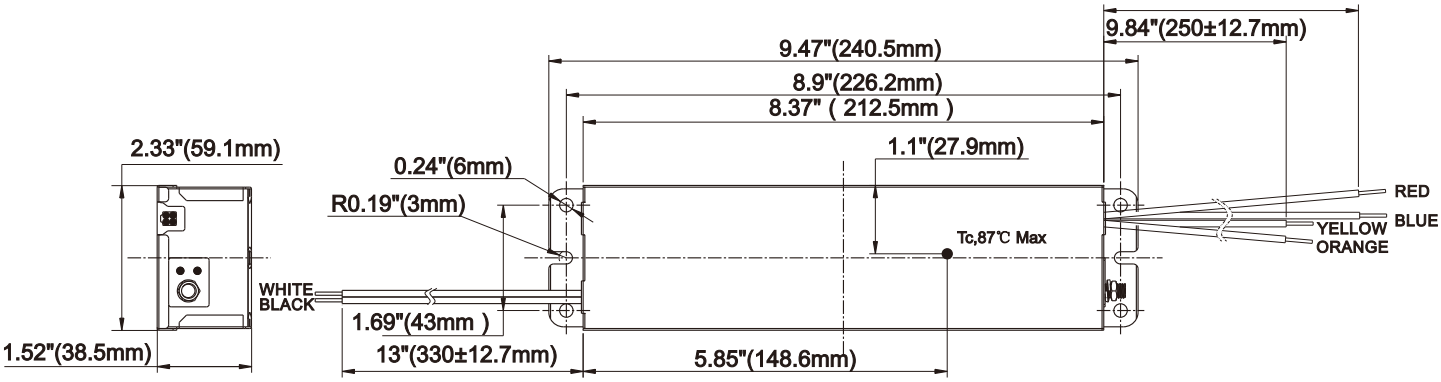

Tolerance=±0.02"

WARNING

1.To prevent damage to the LED driver, Orange and Yellow R-set / NTC / PRG inputs must never make contact with LED output.

2.FCC WARNING

This device complies with Part 15 of the FCC Rules. Operation is subject to the following two conditions:
(1).This device may not cause harmful interference, and
(2).This device must accept any interference received, including interference that may cause undesired operation.
Changes or modifications not expressly approved by the party responsible for compliance could void the user's authority to operate the equipment.

INPUT SIDE	LENGTH
WHITE	13"(330mm)
BLACK	13"(330mm)

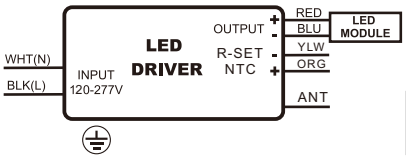

OUTPUT SIDE	LENGTH
RED	13"(330mm)
BLUE	13"(330mm)

Programming SIDE	LENGTH
ORANGE	9.84"(250mm)
YELLOW	9.84"(250mm)

Dimming SIDE	LENGTH
WIRELESS	

FCC Radiation Exposure Statement: This equipment complies with FCC radiation exposure limits set forth for an uncontrolled environment. This equipment should be installed and operated with a minimum distance of 20cm between the radiator and your body.This transmitter must not be co-located or operating in conjunction with any other antenna or transmitter.

TPSB-100:

Only for luminaire manufacturer not for end user.
For detail information on using TPSB-100 Driver Programming Box, please consult user's manual of TPSB-100.

Fulham extends a limited warranty to the original purchaser or first user for a period of 5 years @ Tc71°C from the date of manufacture when properly installed and operated under normal conditions of use. The usage of appropriate series connected Surge Protection Device (SPD) is required in high risk applications.For complete terms and conditions, please refer to the Warranty Center at www.fulham.com.Specifications subject to change without notice.

Function of the device :

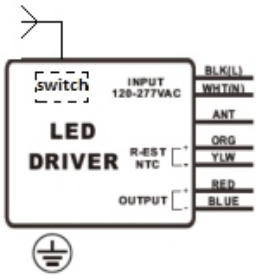

INPUT SIDE	LENGTH
WHITE	13″(330mm)
BLACK	13″(330mm)

Programming SIDE	LENGTH
ORANGE	9.84″(250mm)
YELLOW	9.84″(250mm)

OUTPUT SIDE	LENGTH
RED	13″(330mm)
BLUE	13″(330mm)

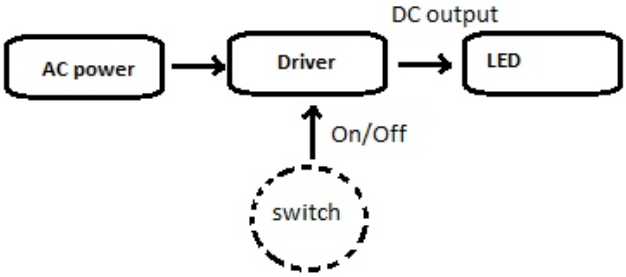

REI/EMI:FCCpart 15 B Class B

External Antenna -- Specifications:

WBT1R1UXX01, through-hole mount antenna, from Fulham Inc.
Siretta Tango 24, 3dBi, IP67, through-hole mount. SMA MALE RP connector. Siretta, UK.

Wireless Control:
The user could access Tvilight City Manager console, a web-based Lighting Management Software to remotely monitor, manage and control entire lighting infrastructures with ease.
It can be accessed from any computer/smart phone/tablet with an internet connection by navigating to https://citymanager.tvilight.io/

Fulham extends a limited warranty to the original purchaser or first user for a period of 5 years @ Tc71°C from the date of manufacture when properly installed and operated under normal conditions of use. The usage of appropriate series connected Surge Protection Device (SPD) is required in high risk applications.For complete terms and conditions, please refer to the Warranty Center at www.fulham.com.Specifications subject to change without notice.

LOG IN https://citymanager.tvilight.io/ → Fill in driver Information → Setting (on/off,dimming100 0%-0%,current) → Saving and LOG OUT

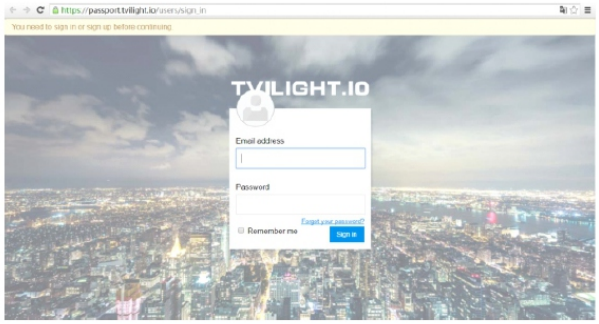

Access https://passport.tvilight.io/users/sign_in

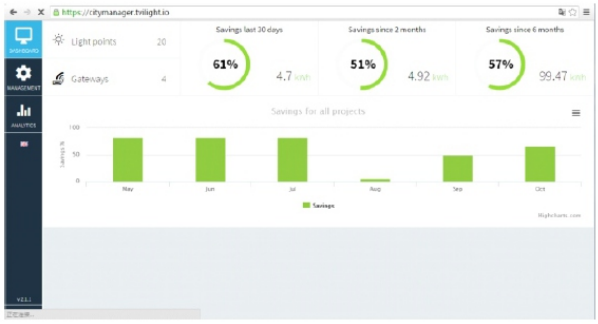

Log in

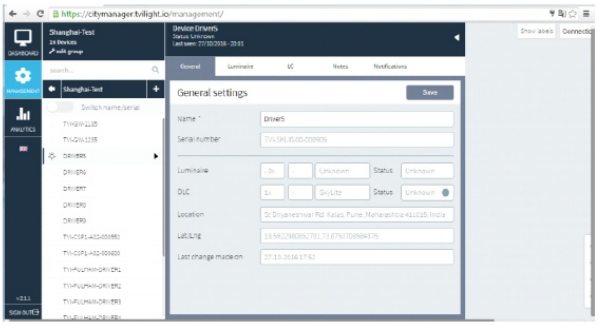

Fill in and save the information of driver

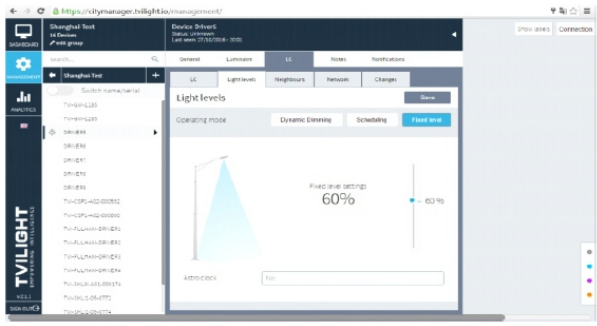

Customized Setting by moving Scroll bar

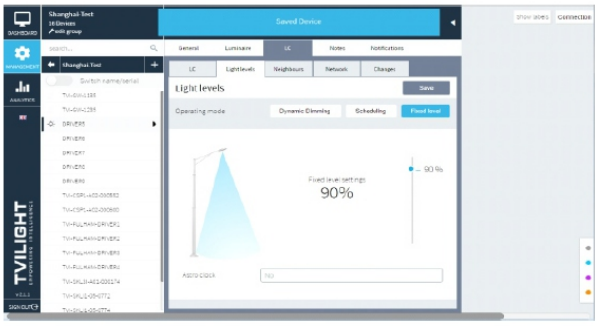

Saved and done

Fulham extends a limited warranty to the original purchaser or first user for a period of 5 years @ Tc71°C from the date of manufacture when properly installed and operated under normal conditions of use. The usage of appropriate series connected Surge Protection Device (SPD) is required in high risk applications.For complete terms and conditions, please refer to the Warranty Center at www.fulham.com.Specifications subject to change without notice.

FCC Caution.

This device complies with part 15 of the FCC Rules. Operation is subject to the following two conditions: (1) This device may not cause harmful interference, and (2) this device must accept any interference received, including interference that may cause undesired operation.

Any Changes or modifications not expressly approved by the party responsible for compliance could void the user's authority to operate the equipment.

Note: This equipment has been tested and found to comply with the limits for a Class B digital device, pursuant to part 15 of the FCC Rules. These limits are designed to provide reasonable protection against harmful interference in a residential installation. This equipment generates uses and can radiate radio frequency energy and, if not installed and used in accordance with the instructions, may cause harmful interference to radio communications. However, there is no guarantee that interference will not occur in a particular installation. If this equipment does cause harmful interference to radio or television reception, which can be determined by turning the equipment off and on, the user is encouraged to try to correct the interference by one or more of the following measures:
-Reorient or relocate the receiving antenna.
-Increase the separation between the equipment and receiver.
-Connect the equipment into an outlet on a circuit different from that to which the receiver is connected.
-Consult the dealer or an experienced radio/TV technician for help.

This equipment complies with FCC radiation exposure limits set forth for an uncontrolled environment. This equipment should be installed and operated with minimum distance 20cm between the radiator & your body.