Appendix B: Test Results of Radiated Spurious Emissions & Mains

Conducted Emission Test

Band Edges, 2.31GHz ~ 2.9GHz

802.11b

Low Channel (Horizontal) Peak

TUV Rheinland Taiwan Ltd.
No. 458-18, Sec 2, Fenliao., Linkou Dist., New Taipei City 244, Taiwan(R.O.C.)
Tel:+886-2172-1000 Fax:+886-2172-1322

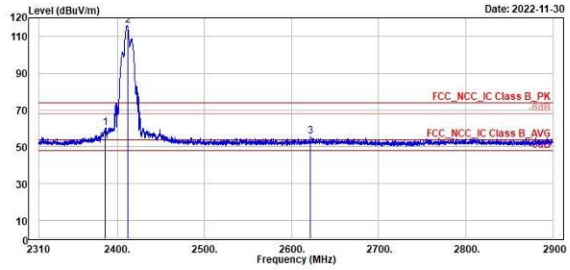

	Freq	Level	Read Level	Factor	Limit Line	Over Limit	APos	TPos	Remark	Pol/Phase	Note
	MHz	dBuV/m	dBuV	dB/m	dBuV/m	dB	cm	deg			
1	2386.46	60.27	22.70	37.57	74.00	-13.73	292	174	Peak	Horizontal	
2 *	2412.00	116.11	78.48	37.63	74.00	42.11	292	174	Peak	Horizontal	
3	2621.17	55.59	17.42	38.17	74.00	-18.41	292	174	Peak	Horizontal	

Low Channel (Vertical) Peak

TUV Rheinland Taiwan Ltd.
No. 458-18, Sec 2, Fenliao., Linkou Dist., New Taipei City 244, Taiwan(R.O.C.)
Tel:+886-2172-1000 Fax:+886-2172-1322

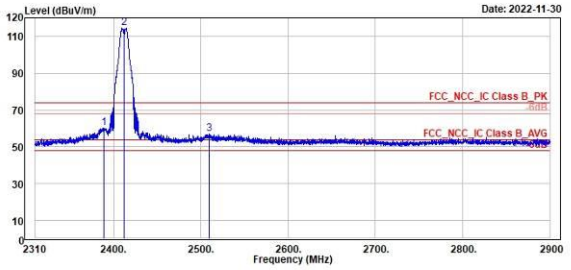

	Freq	Level	Read Level	Factor	Limit Line	Over Limit	APos	TPos	Remark	Pol/Phase	Note
	MHz	dBuV/m	dBuV	dB/m	dBuV/m	dB	cm	deg			
1	2388.59	60.42	23.12	37.30	74.00	-13.58	302	70	Peak	Vertical	
2 *	2412.00	114.39	77.04	37.35	74.00	40.39	302	70	Peak	Vertical	
3	2509.89	56.97	19.13	37.84	74.00	-17.03	302	70	Peak	Vertical	

802.11b

Low Channel (Horizontal) Average

TUV Rheinland Taiwan Ltd.
No. 458-18, Sec 2, Fenliao, Linkou Dist., New Taipei City 244, Taiwan(R.O.C.)
Tel:+886-2172-1000 Fax:+886-2172-1322

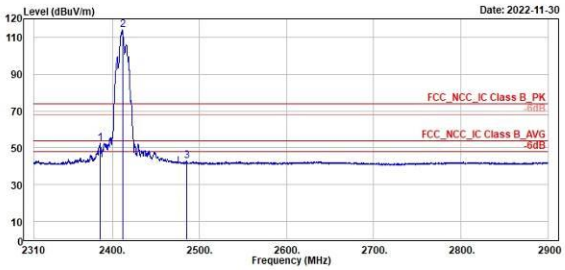

	Freq	Level	Read Level	Factor	Limit Line	Over Limit	APos	TPos	Remark	Pol/Phase	Note
	MHz	dBuV/m	dBuV	dB/m	dBuV/m	dB	cm	deg			
1 !	2386.11	52.27	14.70	37.57	54.00	-1.73	292	174	Average	Horizontal	
2 *	2412.00	113.92	76.29	37.63	54.00	59.92	292	174	Average	Horizontal	
3	2484.99	42.74	5.17	37.57	54.00	-11.26	292	174	Average	Horizontal	

Low Channel (Vertical) Average

TUV Rheinland Taiwan Ltd.
No. 458-18, Sec 2, Fenliao, Linkou Dist., New Taipei City 244, Taiwan(R.O.C.)
Tel:+886-2172-1000 Fax:+886-2172-1322

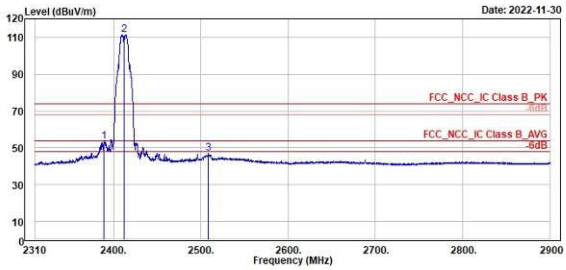

	Freq	Level	Read Level	Factor	Limit Line	Over Limit	APos	TPos	Remark	Pol/Phase	Note
	MHz	dBuV/m	dBuV	dB/m	dBuV/m	dB	cm	deg			
1 !	2388.59	53.30	16.00	37.30	54.00	-0.70	302	70	Average	Vertical	
2 *	2412.00	111.54	74.19	37.35	54.00	57.54	302	70	Average	Vertical	
3	2508.83	46.82	8.98	37.84	54.00	-7.18	302	70	Average	Vertical	

802.11b

Middle Channel (Horizontal) Peak

TUV Rheinland Taiwan Ltd.
No. 458-18, Sec 2, Fenliao, , Linkou Dist., New Taipei City 244, Taiwan(R.O.C.)
Tel:+886-2172-1000 Fax:+886-2172-1322

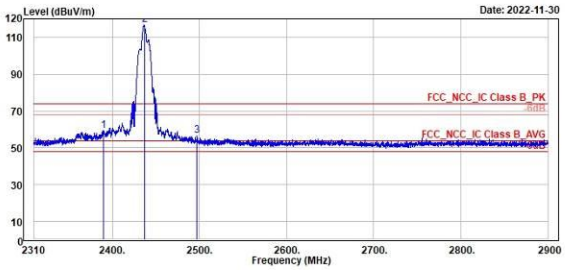

	Freq	Level	Read Level	Factor	Limit Line	Over Limit	APos	TPos	Remark	Pol/Phase	Note
	MHz	dBuV/m	dBuV	dB/m	dBuV/m	dB	cm	deg			
1	2389.53	59.23	21.65	37.58	74.00	-14.77	234	176	Peak	Horizontal	
2 *	2437.00	116.61	78.95	37.66	74.00	42.61	234	176	Peak	Horizontal	
3	2497.27	56.59	19.05	37.54	74.00	-17.41	234	176	Peak	Horizontal	

Middle Channel (Vertical) Peak

TUV Rheinland Taiwan Ltd.
No. 458-18, Sec 2, Fenliao, , Linkou Dist., New Taipei City 244, Taiwan(R.O.C.)
Tel:+886-2172-1000 Fax:+886-2172-1322

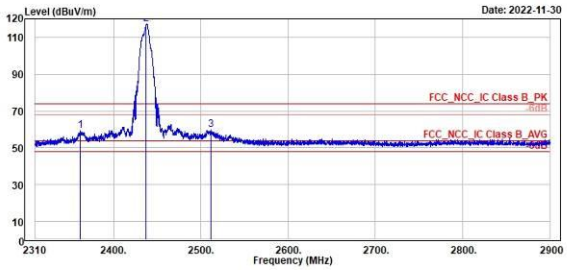

	Freq	Level	Read Level	Factor	Limit Line	Over Limit	APos	TPos	Remark	Pol/Phase	Note
	MHz	dBuV/m	dBuV	dB/m	dBuV/m	dB	cm	deg			
1	2361.68	59.31	22.04	37.27	74.00	-14.69	115	64	Peak	Vertical	
2 *	2437.00	117.25	79.82	37.43	74.00	43.25	115	64	Peak	Vertical	
3	2511.19	59.90	22.06	37.84	74.00	-14.10	115	64	Peak	Vertical	

802.11b

Middle Channel (Horizontal) Average

TUV Rheinland Taiwan Ltd.
No. 458-18, Sec 2, Fenliao, , Linkou Dist., New Taipei City 244, Taiwan(R.O.C.)
Tel:+886-2172-1000 Fax:+886-2172-1322

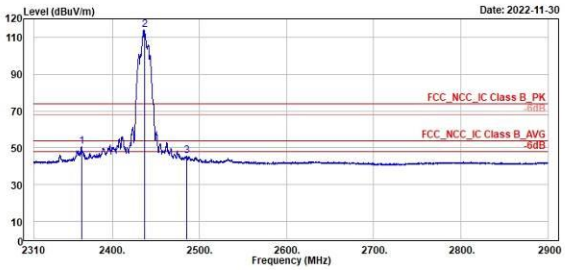

	Freq	Level	Read Level	Factor	Limit Line	Over Limit	APos	TPos	Remark	Pol/Phase	Note
	MHz	dBuV/m	dBuV	dB/m	dBuV/m	dB	cm	deg			
1 !	2364.87	50.49	12.99	37.50	54.00	-3.51	234	176	Average	Horizontal	
2 *	2437.00	114.05	76.39	37.66	54.00	60.05	234	176	Average	Horizontal	
3	2485.23	45.48	7.91	37.57	54.00	-8.52	234	176	Average	Horizontal	

Middle Channel (Vertical) Average

TUV Rheinland Taiwan Ltd.
No. 458-18, Sec 2, Fenliao, , Linkou Dist., New Taipei City 244, Taiwan(R.O.C.)
Tel:+886-2172-1000 Fax:+886-2172-1322

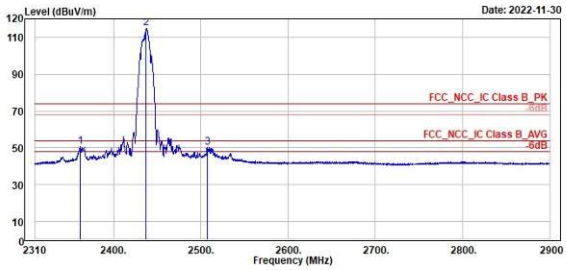

	Freq	Level	Read Level	Factor	Limit Line	Over Limit	APos	TPos	Remark	Pol/Phase	Note
	MHz	dBuV/m	dBuV	dB/m	dBuV/m	dB	cm	deg			
1 !	2361.80	50.51	13.24	37.27	54.00	-3.49	115	64	Average	Vertical	
2 *	2437.00	114.82	77.39	37.43	54.00	60.82	115	64	Average	Vertical	
3 !	2507.18	50.25	12.41	37.84	54.00	-3.75	115	64	Average	Vertical	

802.11b

High Channel (Horizontal) Peak

TÜV Rheinland Taiwan Ltd.
No. 458-18, Sec 2, Fenliao, Linkou Dist., New Taipei City 244, Taiwan(R.O.C.)
Tel:+886-2172-1000 Fax:+886-2172-1322

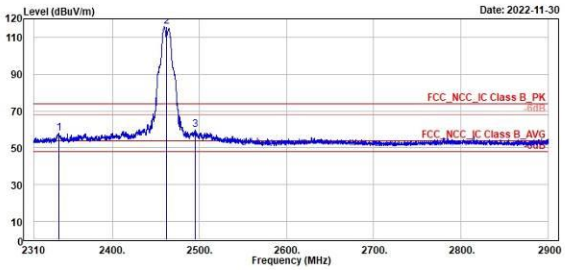

	Freq	Level	Read Level	Factor	Limit Line	Over Limit	APos	TPos	Remark	Pol/Phase	Note
	MHz	dBuV/m	dBuV	dB/m	dBuV/m	dB	cm	deg			
1	2338.67	57.83	20.41	37.42	74.00	-16.17	100	177	Peak	Horizontal	
2 *	2462.00	115.99	78.35	37.64	74.00	41.99	100	177	Peak	Horizontal	
3	2495.38	59.66	22.12	37.54	74.00	-14.34	100	177	Peak	Horizontal	

High Channel (Vertical) Peak

TÜV Rheinland Taiwan Ltd.
No. 458-18, Sec 2, Fenliao, Linkou Dist., New Taipei City 244, Taiwan(R.O.C.)
Tel:+886-2172-1000 Fax:+886-2172-1322

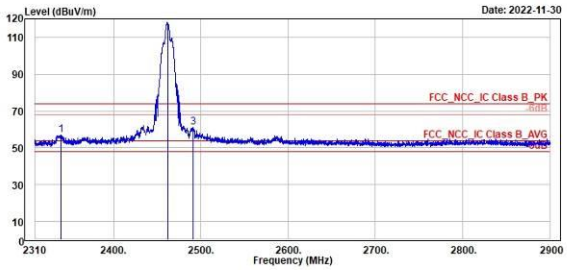

	Freq	Level	Read Level	Factor	Limit Line	Over Limit	APos	TPos	Remark	Pol/Phase	Note
	MHz	dBuV/m	dBuV	dB/m	dBuV/m	dB	cm	deg			
1	2339.97	57.00	19.82	37.18	74.00	-17.00	320	68	Peak	Vertical	
2 *	2462.00	117.98	80.42	37.56	74.00	43.98	320	68	Peak	Vertical	
3	2491.37	61.15	23.38	37.77	74.00	-12.85	320	68	Peak	Vertical	

802.11b

High Channel (Horizontal) Average

TUV Rheinland Taiwan Ltd.
No. 458-18, Sec 2, Fenliao, , Linkou Dist., New Taipei City 244, Taiwan(R.O.C.)
Tel:+886-2172-1000 Fax:+886-2172-1322

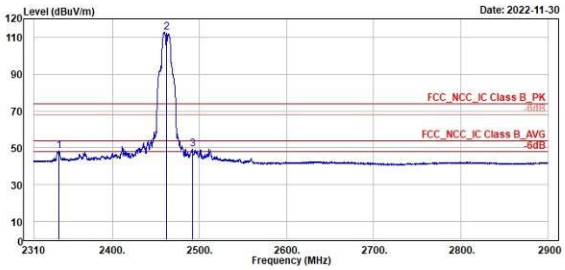

	Freq	Level	Read Level	Factor	Limit Line	Over Limit	APos	TPos	Remark	Pol/Phase	Note
	MHz	dBuV/m	dBuV	dB/m	dBuV/m	dB	cm	deg			
1 !	2338.79	48.54	11.12	37.42	54.00	-5.46	100	177	Average	Horizontal	
2 *	2462.00	112.90	75.26	37.64	54.00	58.90	100	177	Average	Horizontal	
3 !	2491.84	49.20	11.65	37.55	54.00	-4.80	100	177	Average	Horizontal	

High Channel (Vertical) Average

TUV Rheinland Taiwan Ltd.
No. 458-18, Sec 2, Fenliao, , Linkou Dist., New Taipei City 244, Taiwan(R.O.C.)
Tel:+886-2172-1000 Fax:+886-2172-1322

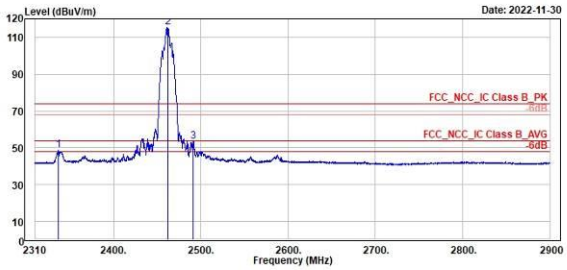

	Freq	Level	Read Level	Factor	Limit Line	Over Limit	APos	TPos	Remark	Pol/Phase	Note
	MHz	dBuV/m	dBuV	dB/m	dBuV/m	dB	cm	deg			
1 !	2337.14	48.62	11.46	37.16	54.00	-5.38	320	68	Average	Vertical	
2 *	2462.00	115.45	77.89	37.56	54.00	61.45	320	68	Average	Vertical	
3 !	2491.25	53.60	15.83	37.77	54.00	-0.40	320	68	Average	Vertical	

802.11g

Low Channel (Horizontal) Peak

TUV Rheinland Taiwan Ltd.
No. 458-18, Sec 2, Fenliao, , Linkou Dist., New Taipei City 244, Taiwan(R.O.C.)
Tel:+886-2172-1000 Fax:+886-2172-1322

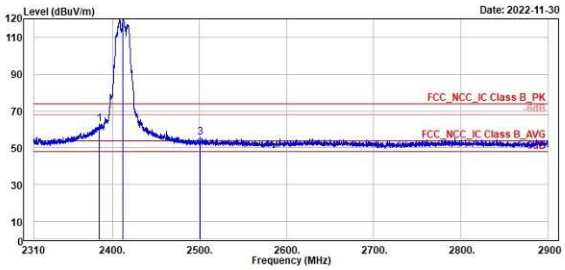

	Freq	Level	Read Level	Factor	Limit Line	Over Limit	APos	TPos	Remark	Pol/Phase	Note
	MHz	dBuV/m	dBuV	dB/m	dBuV/m	dB	cm	deg			
1	2385.17	63.19	25.62	37.57	74.00	-10.81	236	175	Peak	Horizontal	
2 *	2412.00	120.52	82.89	37.63	74.00	46.52	236	175	Peak	Horizontal	
3	2500.57	55.44	17.91	37.53	74.00	-18.56	236	175	Peak	Horizontal	

Low Channel (Vertical) Peak

TUV Rheinland Taiwan Ltd.
No. 458-18, Sec 2, Fenliao, , Linkou Dist., New Taipei City 244, Taiwan(R.O.C.)
Tel:+886-2172-1000 Fax:+886-2172-1322

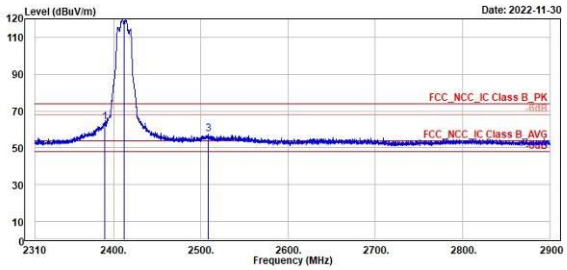

	Freq	Level	Read Level	Factor	Limit Line	Over Limit	APos	TPos	Remark	Pol/Phase	Note
	MHz	dBuV/m	dBuV	dB/m	dBuV/m	dB	cm	deg			
1	2390.00	64.04	26.74	37.30	74.00	-9.96	301	69	Peak	Vertical	
2 *	2412.00	119.44	82.09	37.35	74.00	45.44	301	69	Peak	Vertical	
3	2508.48	57.28	19.44	37.84	74.00	-16.72	301	69	Peak	Vertical	

802.11g

Low Channel (Horizontal) Average

TUV Rheinland Taiwan Ltd.
No. 458-18, Sec 2, Fenliao, , Linkou Dist., New Taipei City 244, Taiwan(R.O.C.)
Tel:+886-2172-1000 Fax:+886-2172-1322

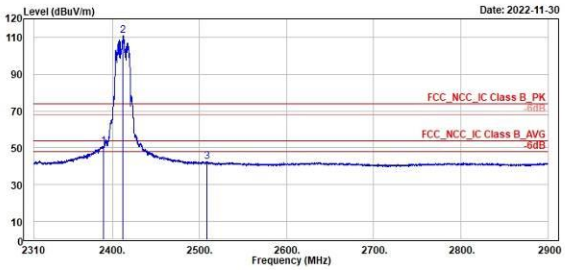

	Freq	Level	Read Level	Factor	Limit Line	Over Limit	APos	TPos	Remark	Pol/Phase	Note
	MHz	dBuV/m	dBuV	dB/m	dBuV/m	dB	cm	deg			
1 !	2389.41	50.85	13.27	37.58	54.00	-3.15	236	175	Average	Horizontal	
2 *	2412.00	110.75	73.12	37.63	54.00	56.75	236	175	Average	Horizontal	
3	2508.48	42.50	4.94	37.56	54.00	-11.50	236	175	Average	Horizontal	

Low Channel (Vertical) Average

TUV Rheinland Taiwan Ltd.
No. 458-18, Sec 2, Fenliao, , Linkou Dist., New Taipei City 244, Taiwan(R.O.C.)
Tel:+886-2172-1000 Fax:+886-2172-1322

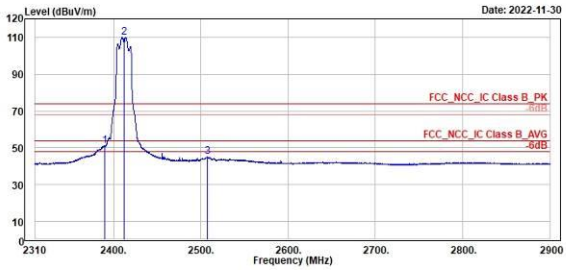

	Freq	Level	Read Level	Factor	Limit Line	Over Limit	APos	TPos	Remark	Pol/Phase	Note
	MHz	dBuV/m	dBuV	dB/m	dBuV/m	dB	cm	deg			
1 !	2389.77	51.22	13.92	37.30	54.00	-2.78	301	69	Average	Vertical	
2 *	2412.00	109.95	72.60	37.35	54.00	55.95	301	69	Average	Vertical	
3	2507.18	44.96	7.12	37.84	54.00	-9.04	301	69	Average	Vertical	

802.11g

Middle Channel (Horizontal) Peak

TUV Rheinland Taiwan Ltd.
No. 458-18, Sec 2, Fenliao, , Linkou Dist., New Taipei City 244, Taiwan(R.O.C.)
Tel:+886-2172-1000 Fax:+886-2172-1322

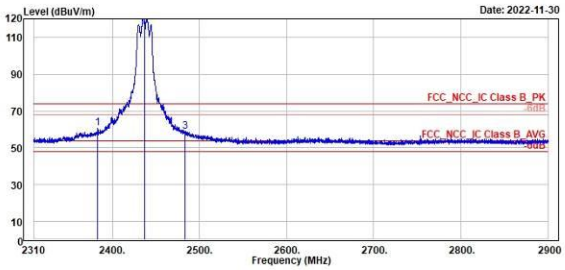

	Freq	Level	Read Level	Factor	Limit Line	Over Limit	APos	TPos	Remark	Pol/Phase	Note
	MHz	dBuV/m	dBuV	dB/m	dBuV/m	dB	cm	deg			
1	2383.51	60.54	22.98	37.56	74.00	-13.46	205	173	Peak	Horizontal	
2 *	2437.00	120.09	82.43	37.66	74.00	46.09	205	173	Peak	Horizontal	
3	2483.46	59.05	21.47	37.58	74.00	-14.95	205	173	Peak	Horizontal	

Middle Channel (Vertical) Peak

TUV Rheinland Taiwan Ltd.
No. 458-18, Sec 2, Fenliao, , Linkou Dist., New Taipei City 244, Taiwan(R.O.C.)
Tel:+886-2172-1000 Fax:+886-2172-1322

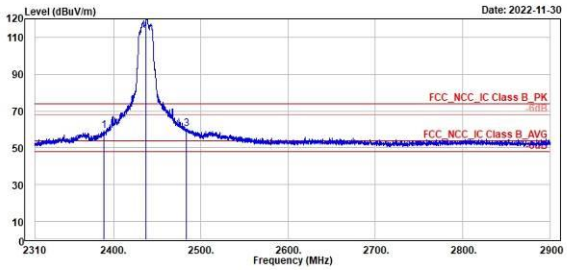

	Freq	Level	Read Level	Factor	Limit Line	Over Limit	APos	TPos	Remark	Pol/Phase	Note
	MHz	dBuV/m	dBuV	dB/m	dBuV/m	dB	cm	deg			
1	2388.94	59.33	22.03	37.30	74.00	-14.67	115	75	Peak	Vertical	
2 *	2437.00	120.94	83.51	37.43	74.00	46.94	115	75	Peak	Vertical	
3	2483.46	60.34	22.63	37.71	74.00	-13.66	115	75	Peak	Vertical	

802.11g

Middle Channel (Horizontal) Average

TUV Rheinland Taiwan Ltd.
No. 458-18, Sec 2, Fenliao, , Linkou Dist., New Taipei City 244, Taiwan(R.O.C.)
Tel:+886-2172-1000 Fax:+886-2172-1322

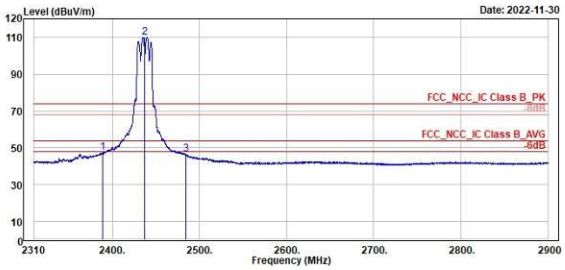

	Freq	Level	Read Level	Factor	Limit Line	Over Limit	APos	TPos	Remark	Pol/Phase	Note
	MHz	dBuV/m	dBuV	dB/m	dBuV/m	dB	cm	deg			
1	2389.18	47.27	9.69	37.58	54.00	-6.73	205	173	Average	Horizontal	
2 *	2437.00	110.09	72.43	37.66	54.00	56.09	205	173	Average	Horizontal	
3	2484.76	46.49	8.92	37.57	54.00	-7.51	205	173	Average	Horizontal	

Middle Channel (Vertical) Average

TUV Rheinland Taiwan Ltd.
No. 458-18, Sec 2, Fenliao, , Linkou Dist., New Taipei City 244, Taiwan(R.O.C.)
Tel:+886-2172-1000 Fax:+886-2172-1322

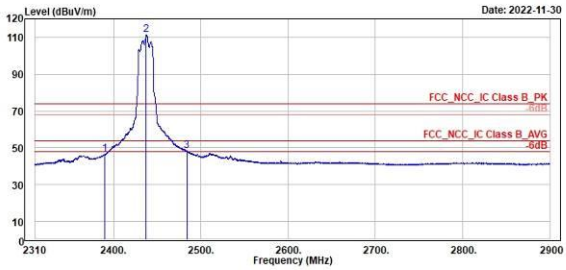

	Freq	Level	Read Level	Factor	Limit Line	Over Limit	APos	TPos	Remark	Pol/Phase	Note
	MHz	dBuV/m	dBuV	dB/m	dBuV/m	dB	cm	deg			
1	2389.77	46.47	9.17	37.30	54.00	-7.53	115	75	Average	Vertical	
2 *	2437.00	111.48	74.05	37.43	54.00	57.48	115	75	Average	Vertical	
3 !	2483.93	48.37	10.66	37.71	54.00	-5.63	115	75	Average	Vertical	

802.11g

High Channel (Horizontal) Peak

TÜV Rheinland Taiwan Ltd.
No. 458-18, Sec 2, Fenliao, Linkou Dist., New Taipei City 244, Taiwan(R.O.C.)
Tel:+886-2172-1000 Fax:+886-2172-1322

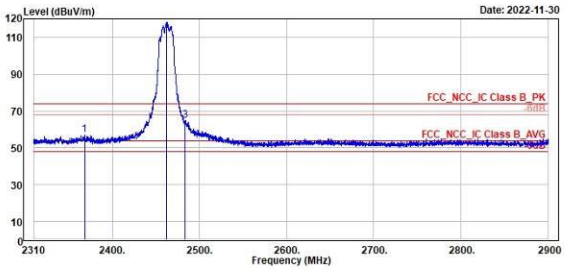

	Freq	Level	Read Level	Factor	Limit Line	Over Limit	APos	TPos	Remark	Pol/Phase	Note
	MHz	dBuV/m	dBuV	dB/m	dBuV/m	dB	cm	deg			
1	2368.17	57.04	19.52	37.52	74.00	-16.96	250	179	Peak	Horizontal	
2 *	2462.00	118.26	80.62	37.64	74.00	44.26	250	179	Peak	Horizontal	
3	2483.46	64.82	27.24	37.58	74.00	-9.18	250	179	Peak	Horizontal	

High Channel (Vertical) Peak

TÜV Rheinland Taiwan Ltd.
No. 458-18, Sec 2, Fenliao, Linkou Dist., New Taipei City 244, Taiwan(R.O.C.)
Tel:+886-2172-1000 Fax:+886-2172-1322

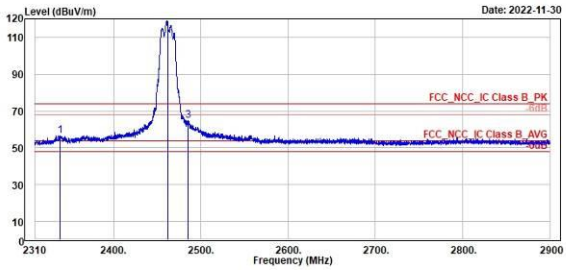

	Freq	Level	Read Level	Factor	Limit Line	Over Limit	APos	TPos	Remark	Pol/Phase	Note
	MHz	dBuV/m	dBuV	dB/m	dBuV/m	dB	cm	deg			
1	2338.44	56.80	19.63	37.17	74.00	-17.20	100	72	Peak	Vertical	
2 *	2462.00	119.05	81.49	37.56	74.00	45.05	100	72	Peak	Vertical	
3	2485.35	64.61	26.89	37.72	74.00	-9.39	100	72	Peak	Vertical	

802.11g

High Channel (Horizontal) Average

TUV Rheinland Taiwan Ltd.
No. 458-18, Sec 2, Fenliao, , Linkou Dist., New Taipei City 244, Taiwan(R.O.C.)
Tel:+886-2172-1000 Fax:+886-2172-1322

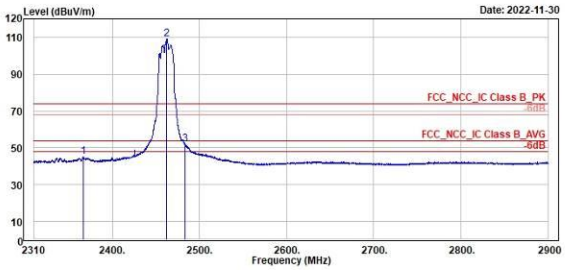

	Freq	Level	Read Level	Factor	Limit Line	Over Limit	APos	TPos	Remark	Pol/Phase	Note
	MHz	dBuV/m	dBuV	dB/m	dBuV/m	dB	cm	deg			
1	2366.52	45.00	7.49	37.51	54.00	-9.00	250	179	Average	Horizontal	
2 *	2462.00	108.98	71.34	37.64	54.00	54.98	250	179	Average	Horizontal	
3 !	2483.46	52.16	14.58	37.58	54.00	-1.84	250	179	Average	Horizontal	

High Channel (Vertical) Average

TUV Rheinland Taiwan Ltd.
No. 458-18, Sec 2, Fenliao, , Linkou Dist., New Taipei City 244, Taiwan(R.O.C.)
Tel:+886-2172-1000 Fax:+886-2172-1322

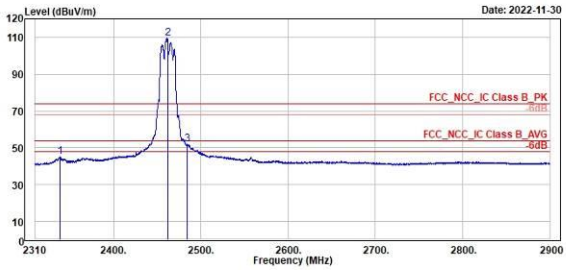

	Freq	Level	Read Level	Factor	Limit Line	Over Limit	APos	TPos	Remark	Pol/Phase	Note
	MHz	dBuV/m	dBuV	dB/m	dBuV/m	dB	cm	deg			
1	2338.44	44.98	7.81	37.17	54.00	-9.02	100	72	Average	Vertical	
2 *	2462.00	109.39	71.83	37.56	54.00	55.39	100	72	Average	Vertical	
3 !	2484.29	52.09	14.37	37.72	54.00	-1.91	100	72	Average	Vertical	

802.11ax HE20

Low Channel (Horizontal) Peak

TUV Rheinland Taiwan Ltd.
No. 458-18, Sec 2, Fenliao, Linkou Dist., New Taipei City 244, Taiwan(R.O.C.)
Tel:+886-2172-1000 Fax:+886-2172-1322

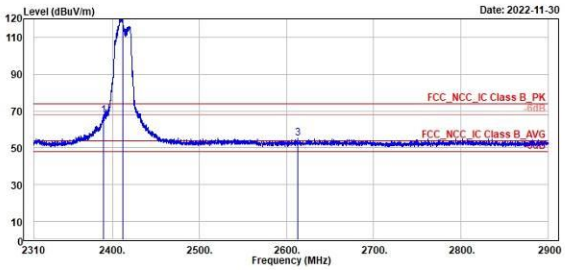

	Freq	Level	Read Level	Factor	Limit Line	Over Limit	APos	TPos	Remark	Pol/Phase	Note
	MHz	dBuV/m	dBuV	dB/m	dBuV/m	dB	cm	deg			
1	2389.65	67.60	30.02	37.58	74.00	-6.40	328	164	Peak	Horizontal	
2 *	2412.00	121.14	83.51	37.63	74.00	47.14	328	164	Peak	Horizontal	
3	2612.55	55.19	17.03	38.16	74.00	-18.81	328	164	Peak	Horizontal	

Low Channel (Vertical) Peak

TUV Rheinland Taiwan Ltd.
No. 458-18, Sec 2, Fenliao, Linkou Dist., New Taipei City 244, Taiwan(R.O.C.)
Tel:+886-2172-1000 Fax:+886-2172-1322

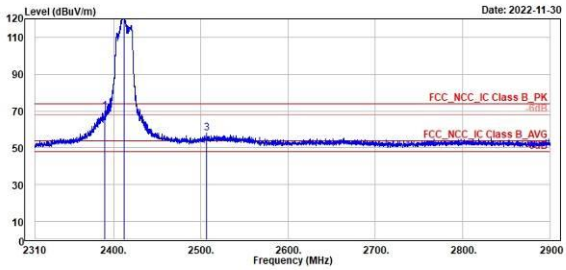

	Freq	Level	Read Level	Factor	Limit Line	Over Limit	APos	TPos	Remark	Pol/Phase	Note
	MHz	dBuV/m	dBuV	dB/m	dBuV/m	dB	cm	deg			
1 !	2389.89	69.63	32.33	37.30	74.00	-4.37	304	79	Peak	Vertical	
2 *	2412.00	123.58	86.23	37.35	74.00	49.58	304	79	Peak	Vertical	
3	2506.71	58.02	20.18	37.84	74.00	-15.98	304	79	Peak	Vertical	

802.11ax HE20

Low Channel (Horizontal) Average

TUV Rheinland Taiwan Ltd.
No. 458-18, Sec 2, Fenliao, Linkou Dist., New Taipei City 244, Taiwan(R.O.C.)
Tel:+886-2172-1000 Fax:+886-2172-1322

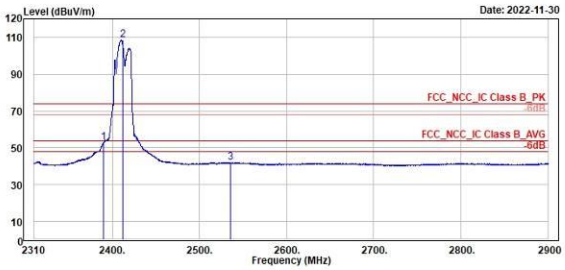

	Freq	Level	Read Level	Factor	Limit Line	Over Limit	APos	TPos	Remark	Pol/Phase	Note
	MHz	dBuV/m	dBuV	dB/m	dBuV/m	dB	cm	deg			
1 !	2389.77	52.84	15.26	37.58	54.00	-1.16	328	164	Average	Horizontal	
2 *	2412.00	108.42	70.79	37.63	54.00	54.42	328	164	Average	Horizontal	
3	2535.26	41.99	4.35	37.64	54.00	-12.01	328	164	Average	Horizontal	

Low Channel (Vertical) Average

TUV Rheinland Taiwan Ltd.
No. 458-18, Sec 2, Fenliao, Linkou Dist., New Taipei City 244, Taiwan(R.O.C.)
Tel:+886-2172-1000 Fax:+886-2172-1322

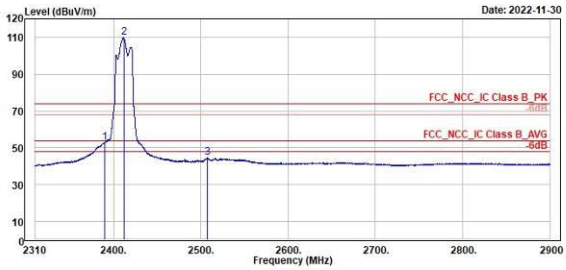

	Freq	Level	Read Level	Factor	Limit Line	Over Limit	APos	TPos	Remark	Pol/Phase	Note
	MHz	dBuV/m	dBuV	dB/m	dBuV/m	dB	cm	deg			
1 !	2389.77	52.76	15.46	37.30	54.00	-1.24	304	79	Average	Vertical	
2 *	2412.00	110.10	72.75	37.35	54.00	56.10	304	79	Average	Vertical	
3	2507.89	44.51	6.67	37.84	54.00	-9.49	304	79	Average	Vertical	

802.11ax HE20

Middle Channel (Horizontal) Peak

TUV Rheinland Taiwan Ltd.
No. 458-18, Sec 2, Fenliao, , Linkou Dist., New Taipei City 244, Taiwan(R.O.C.)
Tel:+886-2172-1000 Fax:+886-2172-1322

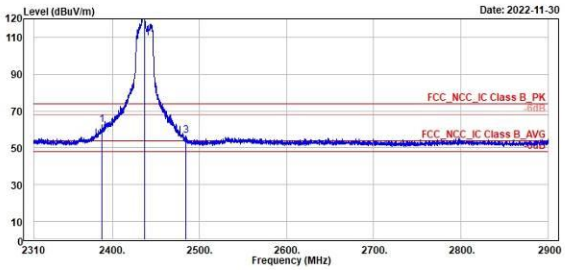

	Freq	Level	Read Level	Factor	Limit Line	Over Limit	APos	TPos	Remark	Pol/Phase	Note
	MHz	dBuV/m	dBuV	dB/m	dBuV/m	dB	cm	deg			
1	2388.35	62.54	24.96	37.58	74.00	-11.46	366	166	Peak	Horizontal	
2 *	2437.00	122.58	84.92	37.66	74.00	48.58	366	166	Peak	Horizontal	
3	2484.05	56.36	18.79	37.57	74.00	-17.64	366	166	Peak	Horizontal	

Middle Channel (Vertical) Peak

TUV Rheinland Taiwan Ltd.
No. 458-18, Sec 2, Fenliao, , Linkou Dist., New Taipei City 244, Taiwan(R.O.C.)
Tel:+886-2172-1000 Fax:+886-2172-1322

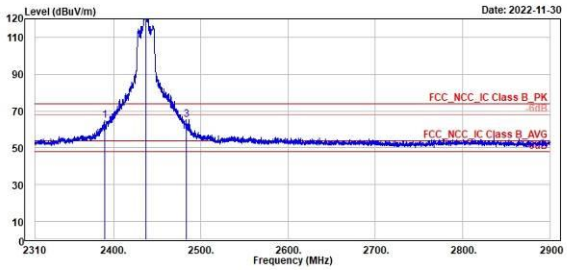

	Freq	Level	Read Level	Factor	Limit Line	Over Limit	APos	TPos	Remark	Pol/Phase	Note
	MHz	dBuV/m	dBuV	dB/m	dBuV/m	dB	cm	deg			
1	2389.65	64.61	27.31	37.30	74.00	-9.39	324	70	Peak	Vertical	
2 *	2437.00	123.30	85.87	37.43	74.00	49.30	324	70	Peak	Vertical	
3	2483.70	65.27	27.56	37.71	74.00	-8.73	324	70	Peak	Vertical	

802.11ax HE20

Middle Channel (Horizontal) Average

TUV Rheinland Taiwan Ltd.
No. 458-18, Sec 2, Fenliao, , Linkou Dist., New Taipei City 244, Taiwan(R.O.C.)
Tel:+886-2172-1000 Fax:+886-2172-1322

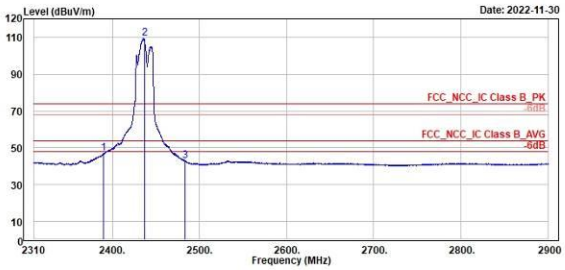

	Freq	Level	Read Level	Factor	Limit Line	Over Limit	APos	TPos	Remark	Pol/Phase	Note
	MHz	dBuV/m	dBuV	dB/m	dBuV/m	dB	cm	deg			
1	2389.65	46.82	9.24	37.58	54.00	-7.18	366	166	Average	Horizontal	
2 *	2437.00	109.49	71.83	37.66	54.00	55.49	366	166	Average	Horizontal	
3	2483.81	42.92	5.35	37.57	54.00	-11.08	366	166	Average	Horizontal	

Middle Channel (Vertical) Average

TUV Rheinland Taiwan Ltd.
No. 458-18, Sec 2, Fenliao, , Linkou Dist., New Taipei City 244, Taiwan(R.O.C.)
Tel:+886-2172-1000 Fax:+886-2172-1322

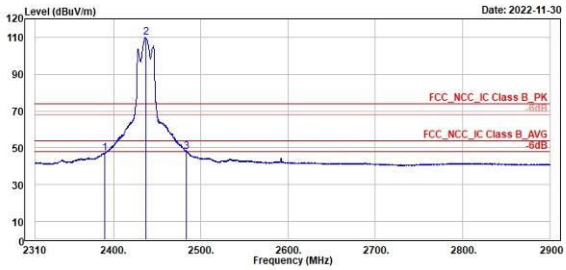

	Freq	Level	Read Level	Factor	Limit Line	Over Limit	APos	TPos	Remark	Pol/Phase	Note
	MHz	dBuV/m	dBuV	dB/m	dBuV/m	dB	cm	deg			
1	2389.41	47.19	9.89	37.30	54.00	-6.81	324	70	Average	Vertical	
2 *	2437.00	110.11	72.68	37.43	54.00	56.11	324	70	Average	Vertical	
3 !	2483.58	48.00	10.29	37.71	54.00	-6.00	324	70	Average	Vertical	

802.11ax HE20

High Channel (Horizontal) Peak

TUV Rheinland Taiwan Ltd.
No. 458-18, Sec 2, Fenliao, , Linkou Dist., New Taipei City 244, Taiwan(R.O.C.)
Tel:+886-2172-1000 Fax:+886-2172-1322

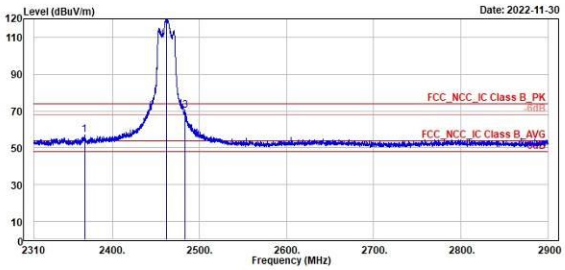

	Freq	Level	Read Level	Factor	Limit Line	Over Limit	APos	TPos	Remark	Pol/Phase	Note
	MHz	dBuV/m	dBuV	dB/m	dBuV/m	dB	cm	deg			
1	2368.17	56.92	19.40	37.52	74.00	-17.08	201	175	Peak	Horizontal	
2 *	2462.00	120.55	82.91	37.64	74.00	46.55	201	175	Peak	Horizontal	
3 !	2483.81	70.41	32.84	37.57	74.00	-3.59	201	175	Peak	Horizontal	

High Channel (Vertical) Peak

TUV Rheinland Taiwan Ltd.
No. 458-18, Sec 2, Fenliao, , Linkou Dist., New Taipei City 244, Taiwan(R.O.C.)
Tel:+886-2172-1000 Fax:+886-2172-1322

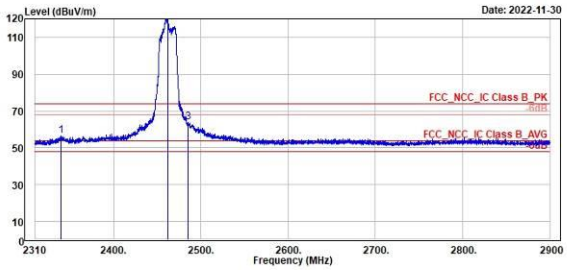

	Freq	Level	Read Level	Factor	Limit Line	Over Limit	APos	TPos	Remark	Pol/Phase	Note
	MHz	dBuV/m	dBuV	dB/m	dBuV/m	dB	cm	deg			
1	2339.97	56.48	19.30	37.18	74.00	-17.52	136	66	Peak	Vertical	
2 *	2462.00	120.64	83.08	37.56	74.00	46.64	136	66	Peak	Vertical	
3	2484.99	63.99	26.27	37.72	74.00	-10.01	136	66	Peak	Vertical	

802.11ax HE20

High Channel (Horizontal) Average

TUV Rheinland Taiwan Ltd.
No. 458-18, Sec 2, Fenliao, , Linkou Dist., New Taipei City 244, Taiwan(R.O.C.)
Tel:+886-2172-1000 Fax:+886-2172-1322

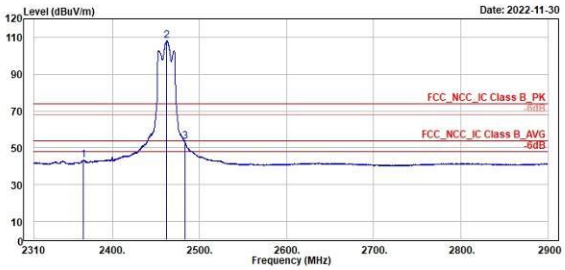

	Freq	Level	Read Level	Factor	Limit Line	Over Limit	APos	TPos	Remark	Pol/Phase	Note
	MHz	dBuV/m	dBuV	dB/m	dBuV/m	dB	cm	deg			
1	2366.40	43.19	5.68	37.51	54.00	-10.81	201	175	Average	Horizontal	
2 *	2462.00	108.04	70.40	37.64	54.00	54.04	201	175	Average	Horizontal	
3 !	2483.46	53.16	15.58	37.58	54.00	-0.84	201	175	Average	Horizontal	

High Channel (Vertical) Average

TUV Rheinland Taiwan Ltd.
No. 458-18, Sec 2, Fenliao, , Linkou Dist., New Taipei City 244, Taiwan(R.O.C.)
Tel:+886-2172-1000 Fax:+886-2172-1322

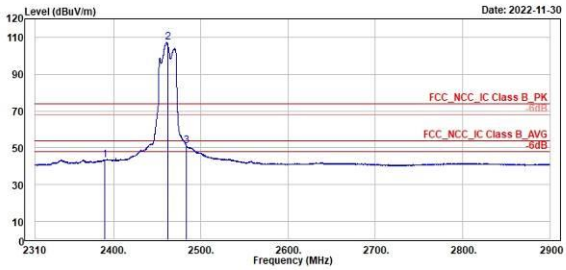

	Freq	Level	Read Level	Factor	Limit Line	Over Limit	APos	TPos	Remark	Pol/Phase	Note
	MHz	dBuV/m	dBuV	dB/m	dBuV/m	dB	cm	deg			
1	2389.53	43.38	6.08	37.30	54.00	-10.62	136	66	Average	Vertical	
2 *	2462.00	107.09	69.53	37.56	54.00	53.09	136	66	Average	Vertical	
3 !	2483.46	51.13	13.42	37.71	54.00	-2.87	136	66	Average	Vertical	

802.11ax HE40

Low Channel (Horizontal) Peak

TUV Rheinland Taiwan Ltd.
No. 458-18, Sec 2, Fenliao, , Linkou Dist., New Taipei City 244, Taiwan(R.O.C.)
Tel:+886-2172-1000 Fax:+886-2172-1322

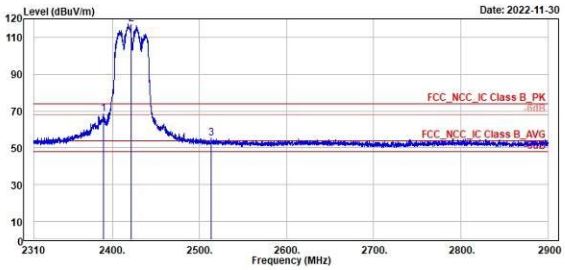

	Freq	Level	Read Level	Factor	Limit Line	Over Limit	APos	TPos	Remark	Pol/Phase	Note
	MHz	dBuV/m	dBuV	dB/m	dBuV/m	dB	cm	deg			
1 !	2389.89	68.24	30.66	37.58	74.00	-5.76	234	173	Peak	Horizontal	
2 *	2422.00	117.16	79.52	37.64	74.00	43.16	234	173	Peak	Horizontal	
3	2513.55	55.11	17.53	37.58	74.00	-18.89	234	173	Peak	Horizontal	

Low Channel (Vertical) Peak

TUV Rheinland Taiwan Ltd.
No. 458-18, Sec 2, Fenliao, , Linkou Dist., New Taipei City 244, Taiwan(R.O.C.)
Tel:+886-2172-1000 Fax:+886-2172-1322

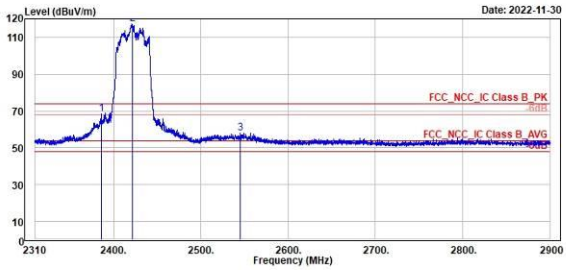

	Freq	Level	Read Level	Factor	Limit Line	Over Limit	APos	TPos	Remark	Pol/Phase	Note
	MHz	dBuV/m	dBuV	dB/m	dBuV/m	dB	cm	deg			
1 !	2385.76	68.54	31.24	37.30	74.00	-5.46	370	68	Peak	Vertical	
2 *	2422.00	117.31	79.93	37.38	74.00	43.31	370	68	Peak	Vertical	
3	2545.06	58.13	20.25	37.88	74.00	-15.87	370	68	Peak	Vertical	

802.11ax HE40

Low Channel (Horizontal) Average

TUV Rheinland Taiwan Ltd.
No. 458-18, Sec 2, Fenliao, , Linkou Dist., New Taipei City 244, Taiwan(R.O.C.)
Tel:+886-2172-1000 Fax:+886-2172-1322

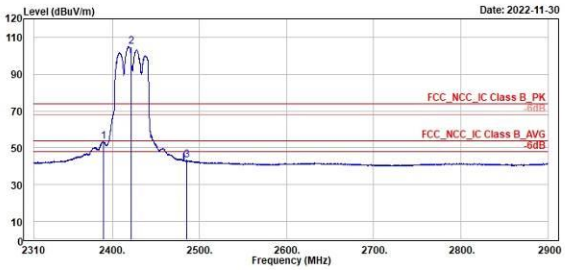

	Freq	Level	Read Level	Factor	Limit Line	Over Limit	APos	TPos	Remark	Pol/Phase	Note
	MHz	dBuV/m	dBuV	dB/m	dBuV/m	dB	cm	deg			
1 !	2389.53	53.41	15.83	37.58	54.00	-0.59	234	173	Average	Horizontal	
2 *	2422.00	105.03	67.39	37.64	54.00	51.03	234	173	Average	Horizontal	
3	2485.35	43.15	5.58	37.57	54.00	-10.85	234	173	Average	Horizontal	

Low Channel (Vertical) Average

TUV Rheinland Taiwan Ltd.
No. 458-18, Sec 2, Fenliao, , Linkou Dist., New Taipei City 244, Taiwan(R.O.C.)
Tel:+886-2172-1000 Fax:+886-2172-1322

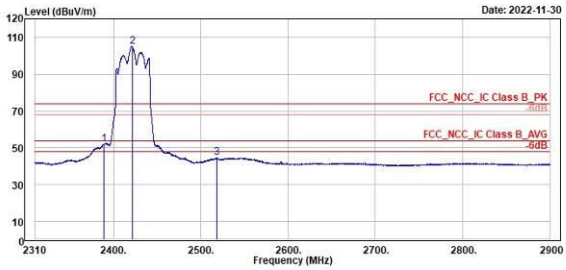

	Freq	Level	Read Level	Factor	Limit Line	Over Limit	APos	TPos	Remark	Pol/Phase	Note
	MHz	dBuV/m	dBuV	dB/m	dBuV/m	dB	cm	deg			
1 !	2389.30	52.18	14.88	37.30	54.00	-1.82	370	68	Average	Vertical	
2 *	2422.00	105.12	67.74	37.38	54.00	51.12	370	68	Average	Vertical	
3	2518.03	44.72	6.87	37.85	54.00	-9.28	370	68	Average	Vertical	

802.11ax HE40

Middle Channel (Horizontal) Peak

TÜV Rheinland Taiwan Ltd.
No. 458-18, Sec 2, Fenliao, , Linkou Dist., New Taipei City 244, Taiwan(R.O.C.)
Tel:+886-2172-1000 Fax:+886-2172-1322

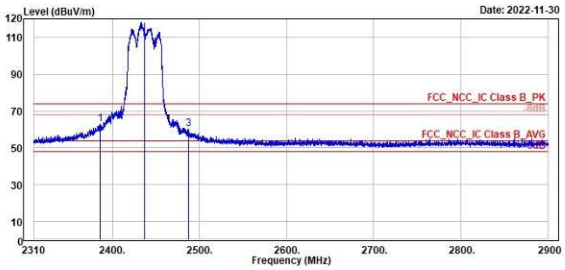

	Freq	Level	Read Level	Factor	Limit Line	Over Limit	APos	TPos	Remark	Pol/Phase	Note
	MHz	dBuV/m	dBuV	dB/m	dBuV/m	dB	cm	deg			
1	2386.11	62.88	25.31	37.57	74.00	-11.12	232	176	Peak	Horizontal	
2 *	2437.00	117.95	80.29	37.66	74.00	43.95	232	176	Peak	Horizontal	
3	2486.88	60.34	22.78	37.56	74.00	-13.66	232	176	Peak	Horizontal	

Middle Channel (Vertical) Peak

TÜV Rheinland Taiwan Ltd.
No. 458-18, Sec 2, Fenliao, , Linkou Dist., New Taipei City 244, Taiwan(R.O.C.)
Tel:+886-2172-1000 Fax:+886-2172-1322

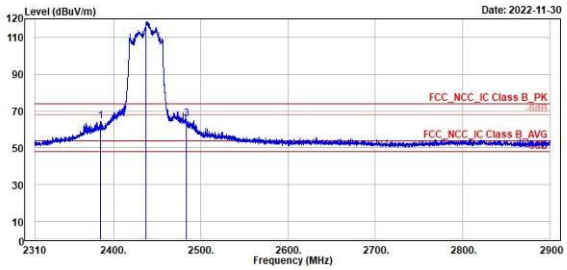

	Freq	Level	Read Level	Factor	Limit Line	Over Limit	APos	TPos	Remark	Pol/Phase	Note
	MHz	dBuV/m	dBuV	dB/m	dBuV/m	dB	cm	deg			
1	2385.28	64.31	27.01	37.30	74.00	-9.69	234	67	Peak	Vertical	
2 *	2437.00	118.52	81.09	37.43	74.00	44.52	234	67	Peak	Vertical	
3	2483.58	65.72	28.01	37.71	74.00	-8.28	234	67	Peak	Vertical	

802.11ax HE40

Middle Channel (Horizontal) Average

TUV Rheinland Taiwan Ltd.
No. 458-18, Sec 2, Fenliao, , Linkou Dist., New Taipei City 244, Taiwan(R.O.C.)
Tel:+886-2172-1000 Fax:+886-2172-1322

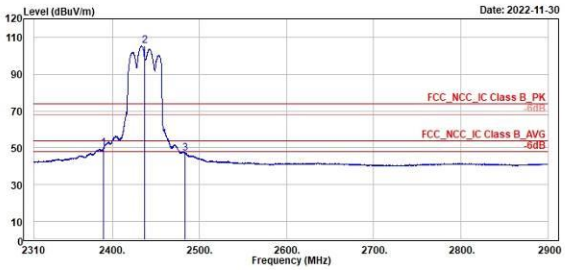

	Freq	Level	Read Level	Factor	Limit Line	Over Limit	APos	TPos	Remark	Pol/Phase	Note
	MHz	dBuV/m	dBuV	dB/m	dBuV/m	dB	cm	deg			
1 !	2390.00	49.94	12.36	37.58	54.00	-4.06	232	176	Average	Horizontal	
2 *	2437.00	105.24	67.58	37.66	54.00	51.24	232	176	Average	Horizontal	
3	2483.70	47.20	9.62	37.58	54.00	-6.80	232	176	Average	Horizontal	

Middle Channel (Vertical) Average

TUV Rheinland Taiwan Ltd.
No. 458-18, Sec 2, Fenliao, , Linkou Dist., New Taipei City 244, Taiwan(R.O.C.)
Tel:+886-2172-1000 Fax:+886-2172-1322

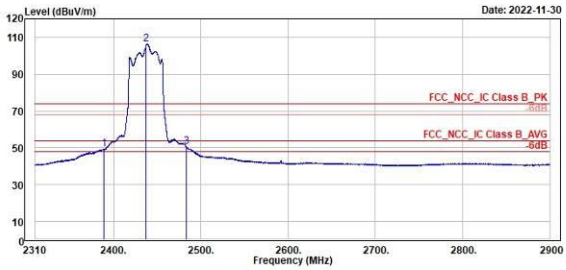

	Freq	Level	Read Level	Factor	Limit Line	Over Limit	APos	TPos	Remark	Pol/Phase	Note
	MHz	dBuV/m	dBuV	dB/m	dBuV/m	dB	cm	deg			
1 !	2388.59	49.30	12.00	37.30	54.00	-4.70	234	67	Average	Vertical	
2 *	2437.00	106.29	68.86	37.43	54.00	52.29	234	67	Average	Vertical	
3 !	2483.46	50.62	12.91	37.71	54.00	-3.38	234	67	Average	Vertical	

802.11ax HE40

High Channel (Horizontal) Peak

TUV Rheinland Taiwan Ltd.
No. 458-18, Sec 2, Fenliao, , Linkou Dist., New Taipei City 244, Taiwan(R.O.C.)
Tel:+886-2172-1000 Fax:+886-2172-1322

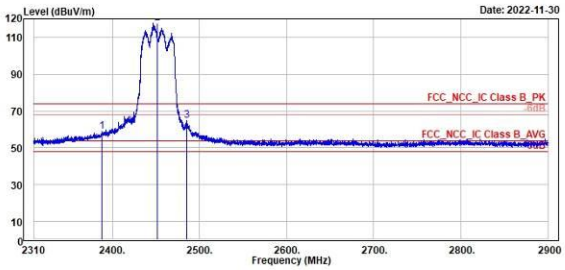

	Freq	Level	Read Level	Factor	Limit Line	Over Limit	APos	TPos	Remark	Pol/Phase	Note
	MHz	dBuV/m	dBuV	dB/m	dBuV/m	dB	cm	deg			
1	2387.88	58.73	21.15	37.58	74.00	-15.27	204	176	Peak	Horizontal	
2 *	2452.00	117.57	79.91	37.66	74.00	43.57	204	176	Peak	Horizontal	
3	2484.99	65.01	27.44	37.57	74.00	-8.99	204	176	Peak	Horizontal	

High Channel (Vertical) Peak

TUV Rheinland Taiwan Ltd.
No. 458-18, Sec 2, Fenliao, , Linkou Dist., New Taipei City 244, Taiwan(R.O.C.)
Tel:+886-2172-1000 Fax:+886-2172-1322

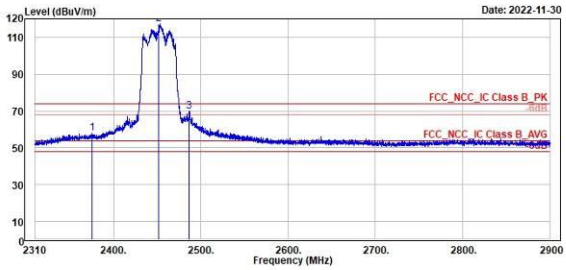

	Freq	Level	Read Level	Factor	Limit Line	Over Limit	APos	TPos	Remark	Pol/Phase	Note
	MHz	dBuV/m	dBuV	dB/m	dBuV/m	dB	cm	deg			
1	2375.14	57.88	20.59	37.29	74.00	-16.12	100	73	Peak	Vertical	
2 *	2452.00	117.09	79.61	37.48	74.00	43.09	100	73	Peak	Vertical	
3 !	2486.76	69.98	32.25	37.73	74.00	-4.02	100	73	Peak	Vertical	

802.11ax HE40

High Channel (Horizontal) Average

TUV Rheinland Taiwan Ltd.
No. 458-18, Sec 2, Fenliao, , Linkou Dist., New Taipei City 244, Taiwan(R.O.C.)
Tel:+886-2172-1000 Fax:+886-2172-1322

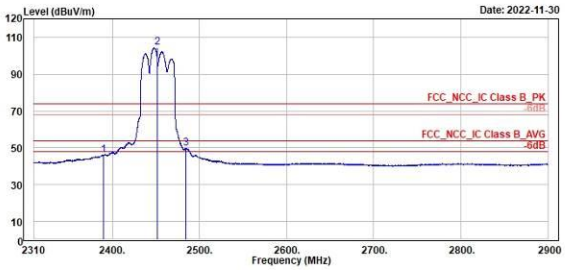

	Freq	Level	Read Level	Factor	Limit Line	Over Limit	APos	TPos	Remark	Pol/Phase	Note
	MHz	dBuV/m	dBuV	dB/m	dBuV/m	dB	cm	deg			
1	2390.00	46.10	8.52	37.58	54.00	-7.90	204	176	Average	Horizontal	
2 *	2452.00	104.30	66.64	37.66	54.00	50.30	204	176	Average	Horizontal	
3 !	2484.64	49.80	12.23	37.57	54.00	-4.20	204	176	Average	Horizontal	

High Channel (Vertical) Average

TUV Rheinland Taiwan Ltd.
No. 458-18, Sec 2, Fenliao, , Linkou Dist., New Taipei City 244, Taiwan(R.O.C.)
Tel:+886-2172-1000 Fax:+886-2172-1322

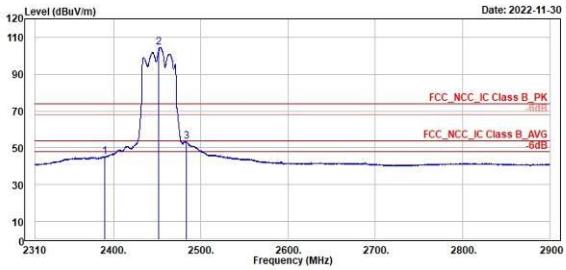

	Freq	Level	Read Level	Factor	Limit Line	Over Limit	APos	TPos	Remark	Pol/Phase	Note
	MHz	dBuV/m	dBuV	dB/m	dBuV/m	dB	cm	deg			
1	2389.41	45.15	7.85	37.30	54.00	-8.85	100	73	Average	Vertical	
2 *	2452.00	104.70	67.22	37.48	54.00	50.70	100	73	Average	Vertical	
3 !	2483.58	53.33	15.62	37.71	54.00	-0.67	100	73	Average	Vertical	

Spurious Emissions, Tx Mode, 9kHz ~ 30MHz

802.11ax HE20

High Channel 9kHz~150kHz(Open)

TÜV Rheinland Taiwan Ltd.
No. 458-18, Sec 2, Fenliao, Linkou Dist., New Taipei City 244, Taiwan(R.O.C.)
Tel:+886-2172-1000 Fax:+886-2172-1322

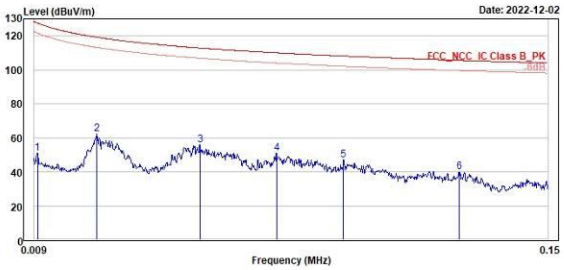

	Freq	Level	Read Level	Factor	Limit Line	Over Limit	APos	TPos	Remark	Pol/Phase	Note
	MHz	dBuV/m	dBuV	dB/m	dBuV/m	dB	cm	deg			
1	0.01	51.13	33.42	17.71	127.60	-76.47	100	359	QP	Open	
2	0.03	62.52	43.34	19.18	119.18	-56.66	100	104	QP	Open	
3	0.05	55.93	36.72	19.21	112.86	-56.93	100	234	QP	Open	
4	0.08	51.07	32.32	18.75	110.03	-58.96	100	240	QP	Open	
5	0.09	46.94	28.60	18.34	108.14	-61.20	100	252	QP	Open	
6	0.13	39.81	21.50	18.31	105.62	-65.81	100	240	QP	Open	

High Channel 150kHz~30MHz(Open)

TÜV Rheinland Taiwan Ltd.
No. 458-18, Sec 2, Fenliao, Linkou Dist., New Taipei City 244, Taiwan(R.O.C.)
Tel:+886-2172-1000 Fax:+886-2172-1322

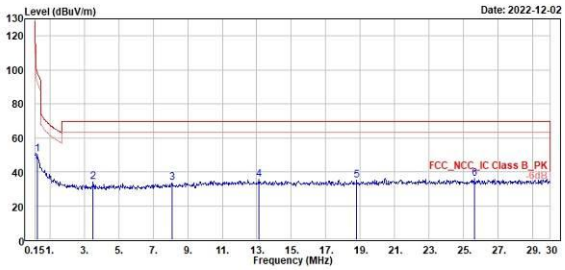

	Freq	Level	Read Level	Factor	Limit Line	Over Limit	APos	TPos	Remark	Pol/Phase	Note
	MHz	dBuV/m	dBuV	dB/m	dBuV/m	dB	cm	deg			
1	0.30	50.25	31.32	18.93	98.08	-47.83	100	239	QP	Open	
2	3.52	34.20	14.75	19.45	69.50	-35.30	100	157	QP	Open	
3	8.09	33.70	13.11	20.59	69.50	-35.80	100	64	QP	Open	
4	13.10	35.47	13.86	21.61	69.50	-34.03	100	351	QP	Open	
5	18.81	34.95	12.97	21.98	69.50	-34.55	100	70	QP	Open	
6	25.61	36.02	13.75	22.27	69.50	-33.48	100	100	QP	Open	

Spurious Emissions, Tx Mode, 30MHz ~ 1GHz

802.11ax HE20

High Channel (Horizontal)

TÜV Rheinland Taiwan Ltd.
No. 458-18, Sec 2, Fenliao, , Linkou Dist., New Taipei City 244, Taiwan(R.O.C.)
Tel:+886-2172-1000 Fax:+886-2172-1322

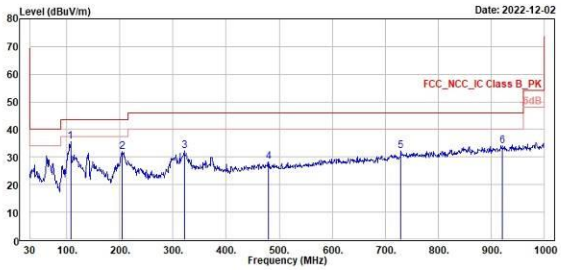

	Freq	Level	Read Level	Factor	Limit Line	Over Limit	APos	TPos	Remark	Pol/Phase	Note
	MHz	dBuV/m	dBuV	dB/m	dBuV/m	dB	cm	deg			
1	106.63	35.59	45.60	-10.01	43.50	-7.91	300	131	QP	Horizontal	
2	203.63	31.83	39.99	-8.16	43.50	-11.67	100	258	QP	Horizontal	
3	321.00	32.25	36.46	-4.21	46.00	-13.75	100	321	QP	Horizontal	
4	480.00	28.32	30.08	-1.76	46.00	-17.68	100	189	QP	Horizontal	
5	729.37	32.10	30.03	2.07	46.00	-13.90	300	251	QP	Horizontal	
6	921.43	34.15	29.06	5.09	46.00	-11.85	100	104	QP	Horizontal	

High Channel (Vertical)

TÜV Rheinland Taiwan Ltd.
No. 458-18, Sec 2, Fenliao, , Linkou Dist., New Taipei City 244, Taiwan(R.O.C.)
Tel:+886-2172-1000 Fax:+886-2172-1322

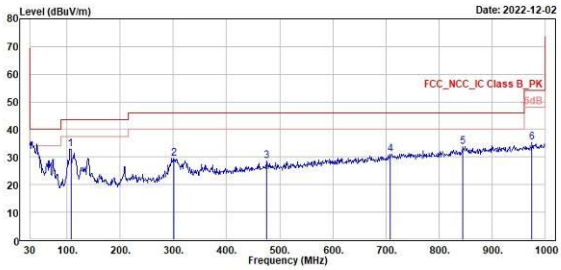

	Freq	Level	Read Level	Factor	Limit Line	Over Limit	APos	TPos	Remark	Pol/Phase	Note
	MHz	dBuV/m	dBuV	dB/m	dBuV/m	dB	cm	deg			
1	106.63	32.82	42.83	-10.01	43.50	-10.68	100	115	QP	Vertical	
2	301.60	29.66	34.26	-4.60	46.00	-16.34	200	200	QP	Vertical	
3	475.23	28.62	30.45	-1.83	46.00	-17.38	100	195	QP	Vertical	
4	709.00	31.18	29.36	1.82	46.00	-14.82	400	31	QP	Vertical	
5	844.80	33.74	29.71	4.03	46.00	-12.26	116	360	QP	Vertical	
6	975.75	35.19	29.30	5.89	54.00	-18.81	100	272	QP	Vertical	

Spurious Emissions, Tx Mode, 1GHz ~ 26.5GHz

802.11b

Low Channel (Horizontal)

TÜV Rheinland Taiwan Ltd.
No. 458-18, Sec 2, Fenliao, , Linkou Dist., New Taipei City 244, Taiwan(R.O.C.)
Tel:+886-2172-1000 Fax:+886-2172-1322

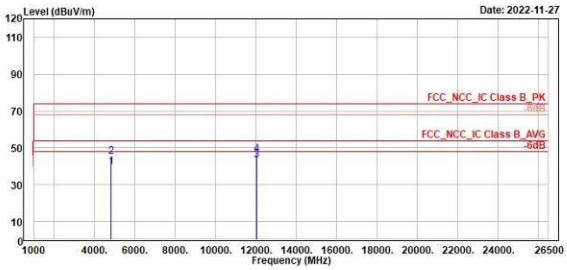

	Freq	Level	Read Level	Factor	Limit Line	Over Limit	APos	TPos	Remark	Pol/Phase	Note
	MHz	dBuV/m	dBuV	dB/m	dBuV/m	dB	cm	deg			
1	4824.00	39.73	48.74	-9.01	54.00	-14.27	100	233	Average	Horizontal	
2	4824.00	44.95	53.96	-9.01	74.00	-29.05	100	233	Peak	Horizontal	
3	12060.00	43.13	42.48	0.65	54.00	-10.87	400	144	Average	Horizontal	
4	12060.00	46.65	46.00	0.65	74.00	-27.35	400	144	Peak	Horizontal	

Low Channel (Vertical)

TÜV Rheinland Taiwan Ltd.
No. 458-18, Sec 2, Fenliao, , Linkou Dist., New Taipei City 244, Taiwan(R.O.C.)
Tel:+886-2172-1000 Fax:+886-2172-1322

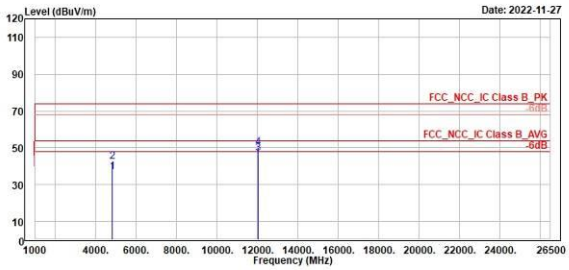

	Freq	Level	Read Level	Factor	Limit Line	Over Limit	APos	TPos	Remark	Pol/Phase	Note
	MHz	dBuV/m	dBuV	dB/m	dBuV/m	dB	cm	deg			
1	4824.00	36.80	46.16	-9.36	54.00	-17.20	100	3	Average	Vertical	
2	4824.00	42.56	51.92	-9.36	74.00	-31.44	100	3	Peak	Vertical	
3	12060.00	46.84	46.29	0.55	54.00	-7.16	100	220	Average	Vertical	
4	12060.00	50.06	49.51	0.55	74.00	-23.94	100	220	Peak	Vertical	

802.11b

Middle Channel (Horizontal)

TUV Rheinland Taiwan Ltd.
No. 458-18, Sec 2, Fenliao, , Linkou Dist., New Taipei City 244, Taiwan(R.O.C.)
Tel:+886-2172-1000 Fax:+886-2172-1322

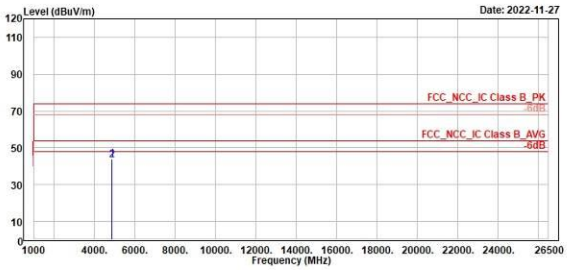

	Freq	Level	Read Level	Factor	Limit Line	Over Limit	APos	TPos	Remark	Pol/Phase	Note
	MHz	dBuV/m	dBuV	dB/m	dBuV/m	dB	cm	deg			
1	4874.00	43.88	52.87	-8.99	54.00	-10.12	300	282	Average	Horizontal	
2	4874.00	43.43	52.42	-8.99	74.00	-30.57	300	282	Peak	Horizontal	

Middle Channel (Vertical)

TUV Rheinland Taiwan Ltd.
No. 458-18, Sec 2, Fenliao, , Linkou Dist., New Taipei City 244, Taiwan(R.O.C.)
Tel:+886-2172-1000 Fax:+886-2172-1322

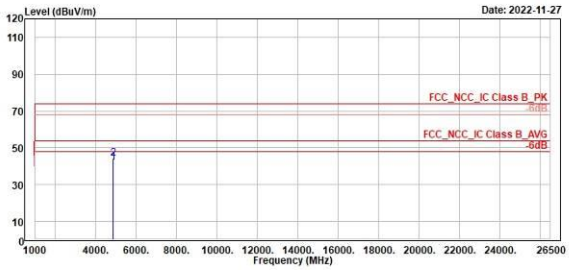

	Freq	Level	Read Level	Factor	Limit Line	Over Limit	APos	TPos	Remark	Pol/Phase	Note
	MHz	dBuV/m	dBuV	dB/m	dBuV/m	dB	cm	deg			
1	4874.00	42.19	51.53	-9.34	54.00	-11.81	300	156	Average	Vertical	
2	4874.00	44.33	53.67	-9.34	74.00	-29.67	300	156	Peak	Vertical	

802.11b

High Channel (Horizontal)

TÜV Rheinland Taiwan Ltd.
No. 458-18, Sec 2, Fenliao, , Linkou Dist., New Taipei City 244, Taiwan(R.O.C.)
Tel:+886-2172-1000 Fax:+886-2172-1322

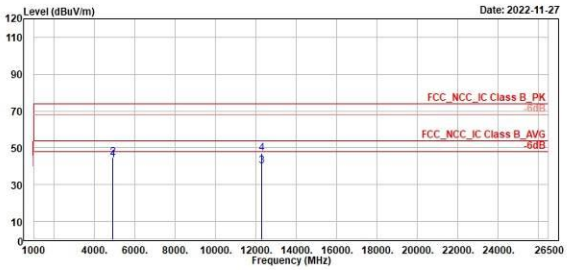

	Freq	Level	Read Level	Factor	Limit Line	Over Limit	APos	TPos	Remark	Pol/Phase	Note
	MHz	dBuV/m	dBuV	dB/m	dBuV/m	dB	cm	deg			
1	4924.00	43.42	52.34	-8.92	54.00	-10.58	300	278	Average	Horizontal	
2	4924.00	44.70	53.62	-8.92	74.00	-29.30	300	278	Peak	Horizontal	
3	12310.00	39.99	39.00	0.99	54.00	-14.01	400	250	Average	Horizontal	
4	12310.00	46.97	45.98	0.99	74.00	-27.03	400	250	Peak	Horizontal	

High Channel (Vertical)

TÜV Rheinland Taiwan Ltd.
No. 458-18, Sec 2, Fenliao, , Linkou Dist., New Taipei City 244, Taiwan(R.O.C.)
Tel:+886-2172-1000 Fax:+886-2172-1322

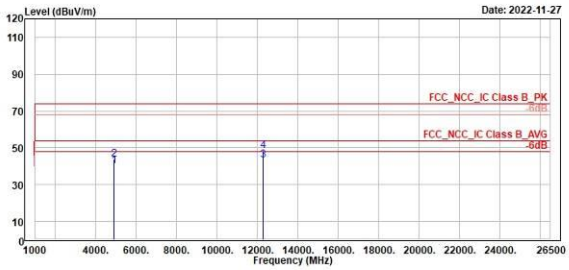

	Freq	Level	Read Level	Factor	Limit Line	Over Limit	APos	TPos	Remark	Pol/Phase	Note
	MHz	dBuV/m	dBuV	dB/m	dBuV/m	dB	cm	deg			
1	4924.00	40.31	49.63	-9.32	54.00	-13.69	300	139	Average	Vertical	
2	4924.00	43.74	53.06	-9.32	74.00	-30.26	300	139	Peak	Vertical	
3	12310.00	43.19	42.29	0.90	54.00	-10.81	300	268	Average	Vertical	
4	12310.00	48.32	47.42	0.90	74.00	-25.68	300	268	Peak	Vertical	

802.11g

Low Channel (Horizontal)

TÜV Rheinland Taiwan Ltd.
No. 458-18, Sec 2, Fenliao., Linkou Dist., New Taipei City 244, Taiwan(R.O.C.)
Tel:+886-2172-1000 Fax:+886-2172-1322

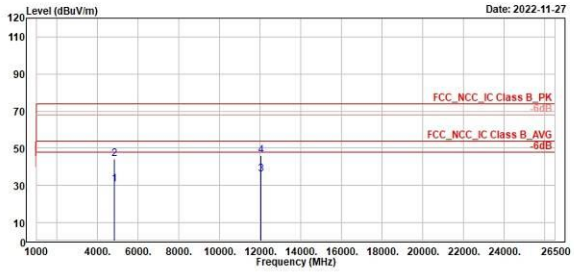

	Freq	Level	Read Level	Factor	Limit Line	Over Limit	APos	TPos	Remark	Pol/Phase	Note
	MHz	dBuV/m	dBuV	dB/m	dBuV/m	dB	cm	deg			
1	4824.00	30.39	39.40	-9.01	54.00	-23.61	400	41	Average	Horizontal	
2	4824.00	44.39	53.40	-9.01	74.00	-29.61	400	41	Peak	Horizontal	
3	12060.00	36.25	35.60	0.65	54.00	-17.75	200	58	Average	Horizontal	
4	12060.00	46.04	45.39	0.65	74.00	-27.96	200	58	Peak	Horizontal	

Low Channel (Vertical)

TÜV Rheinland Taiwan Ltd.
No. 458-18, Sec 2, Fenliao., Linkou Dist., New Taipei City 244, Taiwan(R.O.C.)
Tel:+886-2172-1000 Fax:+886-2172-1322

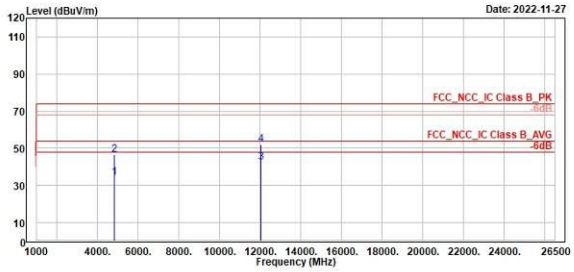

	Freq	Level	Read Level	Factor	Limit Line	Over Limit	APos	TPos	Remark	Pol/Phase	Note
	MHz	dBuV/m	dBuV	dB/m	dBuV/m	dB	cm	deg			
1	4824.00	34.36	43.72	-9.36	54.00	-19.64	300	83	Average	Vertical	
2	4824.00	46.56	55.92	-9.36	74.00	-27.44	300	83	Peak	Vertical	
3	12060.00	42.34	41.79	0.55	54.00	-11.66	100	294	Average	Vertical	
4	12060.00	51.93	51.38	0.55	74.00	-22.07	100	294	Peak	Vertical	

802.11g

Middle Channel (Horizontal)

TÜV Rheinland Taiwan Ltd.
No. 458-18,Sec 2,Fenliao.,Linkou Dist.,New Taipei City 244, Taiwan(R.O.C.)
Tel:+886-2172-1000 Fax:+886-2172-1322

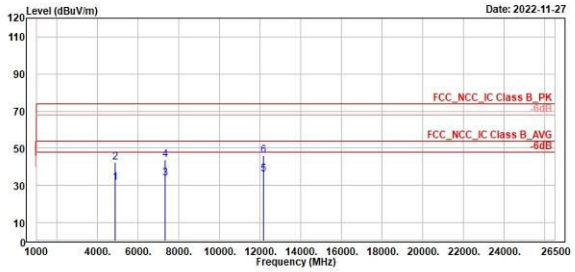

	Freq	Level	Read Level	Factor	Limit Line	Over Limit	APos	TPos	Remark	Pol/Phase	Note
	MHz	dBuV/m	dBuV	dB/m	dBuV/m	dB	cm	deg			
1	4874.00	31.40	40.39	-8.99	54.00	-22.60	400	120	Average	Horizontal	
2	4874.00	42.39	51.38	-8.99	74.00	-31.61	400	120	Peak	Horizontal	
3	7311.00	33.55	40.05	-6.50	54.00	-20.45	344	360	Average	Horizontal	
4	7311.00	43.98	50.48	-6.50	74.00	-30.02	344	360	Peak	Horizontal	
5	12185.00	36.20	35.34	0.86	54.00	-17.80	100	80	Average	Horizontal	
6	12185.00	45.90	45.04	0.86	74.00	-28.10	100	80	Peak	Horizontal	

Middle Channel (Vertical)

TÜV Rheinland Taiwan Ltd.
No. 458-18,Sec 2,Fenliao.,Linkou Dist.,New Taipei City 244, Taiwan(R.O.C.)
Tel:+886-2172-1000 Fax:+886-2172-1322

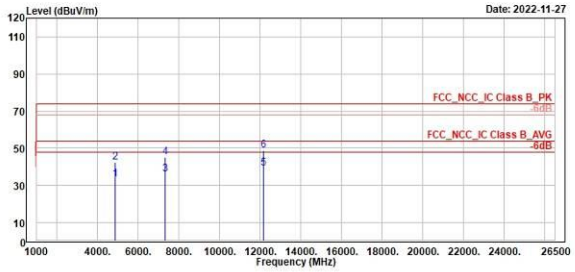

	Freq	Level	Read Level	Factor	Limit Line	Over Limit	APos	TPos	Remark	Pol/Phase	Note
	MHz	dBuV/m	dBuV	dB/m	dBuV/m	dB	cm	deg			
1	4874.00	33.19	42.53	-9.34	54.00	-20.81	300	150	Average	Vertical	
2	4874.00	42.39	51.73	-9.34	74.00	-31.61	300	150	Peak	Vertical	
3	7311.00	35.98	42.64	-6.66	54.00	-18.02	300	240	Average	Vertical	
4	7311.00	45.38	52.04	-6.66	74.00	-28.62	300	240	Peak	Vertical	
5	12185.00	39.16	38.31	0.85	54.00	-14.84	100	314	Average	Vertical	
6	12185.00	48.82	47.97	0.85	74.00	-25.18	100	314	Peak	Vertical	

802.11g

High Channel (Horizontal)

TUV Rheinland Taiwan Ltd.
No. 458-18, Sec 2, Fenliao, , Linkou Dist., New Taipei City 244, Taiwan(R.O.C.)
Tel:+886-2172-1000 Fax:+886-2172-1322

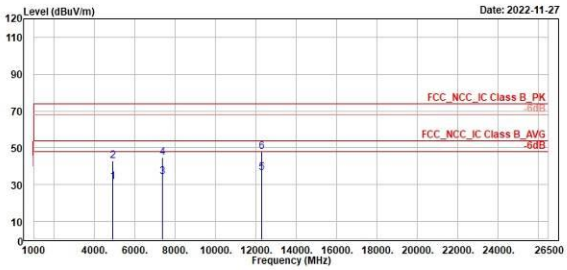

	Freq	Level	Read Level	Factor	Limit Line	Over Limit	APos	TPos	Remark	Pol/Phase	Note
	MHz	dBuV/m	dBuV	dB/m	dBuV/m	dB	cm	deg			
1	4924.00	31.54	40.46	-8.92	54.00	-22.46	400	220	Average	Horizontal	
2	4924.00	43.04	51.96	-8.92	74.00	-30.96	400	220	Peak	Horizontal	
3	7386.00	34.23	40.63	-6.40	54.00	-19.77	352	360	Average	Horizontal	
4	7386.00	44.54	50.94	-6.40	74.00	-29.46	352	360	Peak	Horizontal	
5	12310.00	36.48	35.49	0.99	54.00	-17.52	100	310	Average	Horizontal	
6	12310.00	48.01	47.02	0.99	74.00	-25.99	100	310	Peak	Horizontal	

High Channel (Vertical)

TUV Rheinland Taiwan Ltd.
No. 458-18, Sec 2, Fenliao, , Linkou Dist., New Taipei City 244, Taiwan(R.O.C.)
Tel:+886-2172-1000 Fax:+886-2172-1322

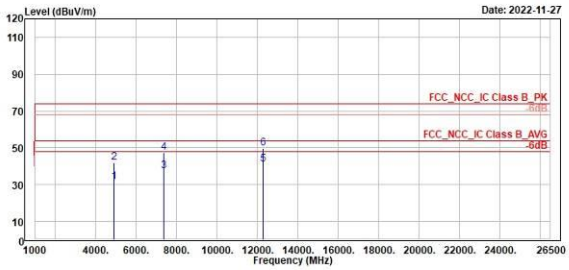

	Freq	Level	Read Level	Factor	Limit Line	Over Limit	APos	TPos	Remark	Pol/Phase	Note
	MHz	dBuV/m	dBuV	dB/m	dBuV/m	dB	cm	deg			
1	4924.00	31.54	40.86	-9.32	54.00	-22.46	200	81	Average	Vertical	
2	4924.00	41.81	51.13	-9.32	74.00	-32.19	200	81	Peak	Vertical	
3	7386.00	37.33	43.87	-6.54	54.00	-16.67	300	198	Average	Vertical	
4	7386.00	47.32	53.86	-6.54	74.00	-26.68	300	198	Peak	Vertical	
5	12310.00	40.85	39.95	0.90	54.00	-13.15	300	272	Average	Vertical	
6	12310.00	49.53	48.63	0.90	74.00	-24.47	300	272	Peak	Vertical	

802.11ax HE20

Low Channel (Horizontal)

TUV Rheinland Taiwan Ltd.
No. 458-18, Sec 2, Fenliao, , Linkou Dist., New Taipei City 244, Taiwan(R.O.C.)
Tel:+886-2172-1000 Fax:+886-2172-1322

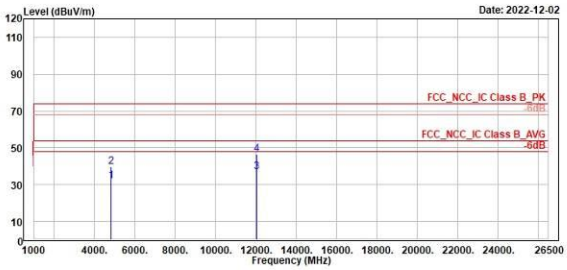

	Freq	Level	Read Level	Factor	Limit Line	Over Limit	APos	TPos	Remark	Pol/Phase	Note
	MHz	dBuV/m	dBuV	dB/m	dBuV/m	dB	cm	deg			
1	4824.00	32.02	41.03	-9.01	54.00	-21.98	300	285	Average	Horizontal	
2	4824.00	39.50	48.51	-9.01	74.00	-34.50	300	285	Peak	Horizontal	
3	12060.00	37.05	36.40	0.65	54.00	-16.95	254	360	Average	Horizontal	
4	12060.00	46.62	45.97	0.65	74.00	-27.38	254	360	Peak	Horizontal	

Low Channel (Vertical)

TUV Rheinland Taiwan Ltd.
No. 458-18, Sec 2, Fenliao, , Linkou Dist., New Taipei City 244, Taiwan(R.O.C.)
Tel:+886-2172-1000 Fax:+886-2172-1322

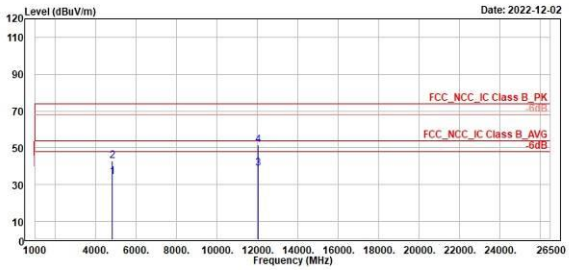

	Freq	Level	Read Level	Factor	Limit Line	Over Limit	APos	TPos	Remark	Pol/Phase	Note
	MHz	dBuV/m	dBuV	dB/m	dBuV/m	dB	cm	deg			
1	4824.00	34.24	43.60	-9.36	54.00	-19.76	233	92	Average	Vertical	
2	4824.00	42.82	52.18	-9.36	74.00	-31.18	233	92	Peak	Vertical	
3	12060.00	38.78	38.23	0.55	54.00	-15.22	100	301	Average	Vertical	
4	12060.00	51.50	50.95	0.55	74.00	-22.50	100	301	Peak	Vertical	

802.11ax HE20

Middle Channel (Horizontal)

TUV Rheinland Taiwan Ltd.
No. 458-18, Sec 2, Fenliao, , Linkou Dist., New Taipei City 244, Taiwan(R.O.C.)
Tel:+886-2172-1000 Fax:+886-2172-1322

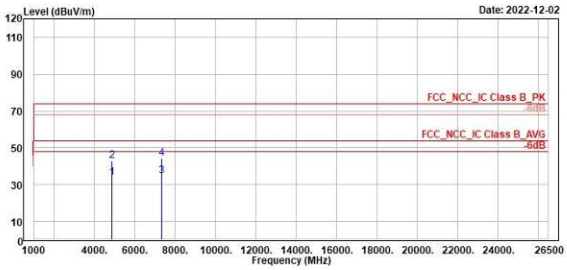

	Freq	Level	Read Level	Factor	Limit Line	Over Limit	APos	TPos	Remark	Pol/Phase	Note
	MHz	dBuV/m	dBuV	dB/m	dBuV/m	dB	cm	deg			
1	4874.00	33.98	42.97	-8.99	54.00	-20.02	300	280	Average	Horizontal	
2	4874.00	43.02	52.01	-8.99	74.00	-30.98	300	280	Peak	Horizontal	
3	7311.00	34.56	41.06	-6.50	54.00	-19.44	300	8	Average	Horizontal	
4	7311.00	44.11	50.61	-6.50	74.00	-29.89	300	8	Peak	Horizontal	

Middle Channel (Vertical)

TUV Rheinland Taiwan Ltd.
No. 458-18, Sec 2, Fenliao, , Linkou Dist., New Taipei City 244, Taiwan(R.O.C.)
Tel:+886-2172-1000 Fax:+886-2172-1322

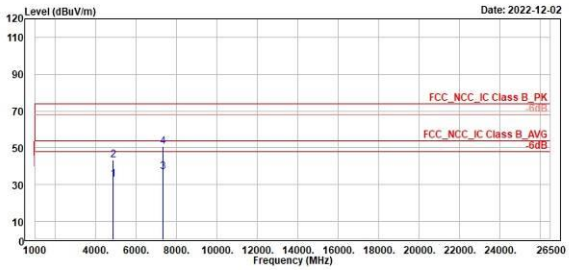

	Freq	Level	Read Level	Factor	Limit Line	Over Limit	APos	TPos	Remark	Pol/Phase	Note
	MHz	dBuV/m	dBuV	dB/m	dBuV/m	dB	cm	deg			
1	4874.00	32.74	42.08	-9.34	54.00	-21.26	100	98	Average	Vertical	
2	4874.00	43.42	52.76	-9.34	74.00	-30.58	100	98	Peak	Vertical	
3	7311.00	37.16	43.82	-6.66	54.00	-16.84	100	278	Average	Vertical	
4	7311.00	50.65	57.31	-6.66	74.00	-23.35	100	278	Peak	Vertical	

802.11ax HE20

High Channel (Horizontal)

TÜV Rheinland Taiwan Ltd.
No. 458-18, Sec 2, Fenliao, , Linkou Dist., New Taipei City 244, Taiwan(R.O.C.)
Tel:+886-2172-1000 Fax:+886-2172-1322

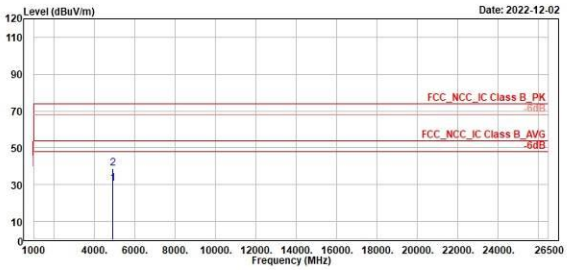

	Freq	Level	Read Level	Factor	Limit Line	Over Limit	APos	TPos	Remark	Pol/Phase	Note
	MHz	dBuV/m	dBuV	dB/m	dBuV/m	dB	cm	deg			
1	4924.00	30.53	39.45	-8.92	54.00	-23.47	100	359	Average	Horizontal	
2	4924.00	38.66	47.58	-8.92	74.00	-35.34	100	359	Peak	Horizontal	

High Channel (Vertical)

TÜV Rheinland Taiwan Ltd.
No. 458-18, Sec 2, Fenliao, , Linkou Dist., New Taipei City 244, Taiwan(R.O.C.)
Tel:+886-2172-1000 Fax:+886-2172-1322

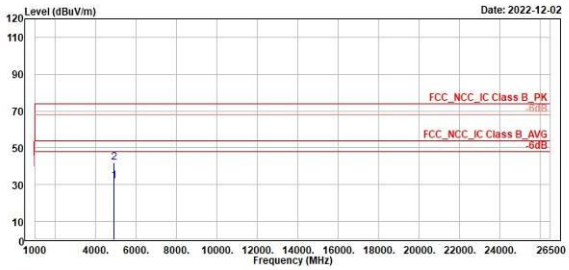

	Freq	Level	Read Level	Factor	Limit Line	Over Limit	APos	TPos	Remark	Pol/Phase	Note
	MHz	dBuV/m	dBuV	dB/m	dBuV/m	dB	cm	deg			
1	4924.00	31.83	41.15	-9.32	54.00	-22.17	300	91	Average	Vertical	
2	4924.00	42.18	51.50	-9.32	74.00	-31.82	300	91	Peak	Vertical	

802.11ax HE40

Low Channel (Horizontal)

TUV Rheinland Taiwan Ltd.
No. 458-18, Sec 2, Fenliao, , Linkou Dist., New Taipei City 244, Taiwan(R.O.C.)
Tel:+886-2172-1000 Fax:+886-2172-1322

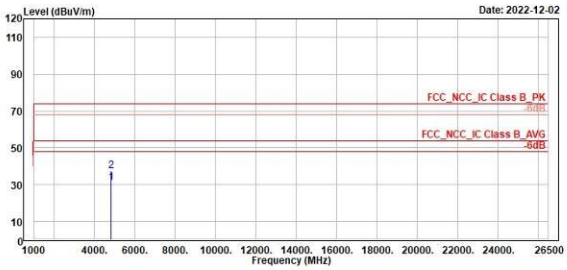

	Freq	Level	Read Level	Factor	Limit Line	Over Limit	APos	TPos	Remark	Pol/Phase	Note
	MHz	dBuV/m	dBuV	dB/m	dBuV/m	dB	cm	deg			
1	4844.00	31.10	40.11	-9.01	54.00	-22.90	100	17	Average	Horizontal	
2	4844.00	37.51	46.52	-9.01	74.00	-36.49	100	17	Peak	Horizontal	

Low Channel (Vertical)

TUV Rheinland Taiwan Ltd.
No. 458-18, Sec 2, Fenliao, , Linkou Dist., New Taipei City 244, Taiwan(R.O.C.)
Tel:+886-2172-1000 Fax:+886-2172-1322

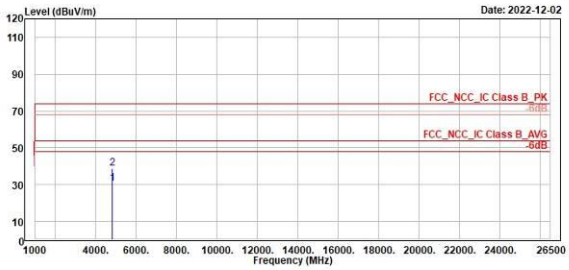

	Freq	Level	Read Level	Factor	Limit Line	Over Limit	APos	TPos	Remark	Pol/Phase	Note
	MHz	dBuV/m	dBuV	dB/m	dBuV/m	dB	cm	deg			
1	4844.00	30.79	40.11	-9.32	54.00	-23.21	300	152	Average	Vertical	
2	4844.00	38.60	47.92	-9.32	74.00	-35.40	300	152	Peak	Vertical	

802.11ax HE40

Middle Channel (Horizontal)

TUV Rheinland Taiwan Ltd.
No. 458-18, Sec 2, Fenliao, , Linkou Dist., New Taipei City 244, Taiwan(R.O.C.)
Tel:+886-2172-1000 Fax:+886-2172-1322

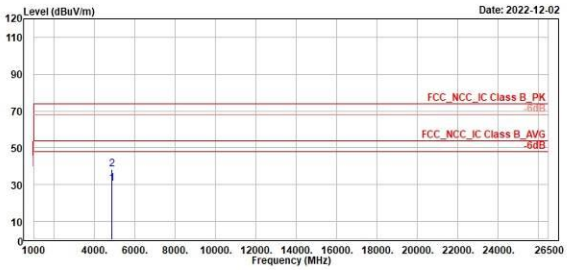

	Freq	Level	Read Level	Factor	Limit Line	Over Limit	APos	TPos	Remark	Pol/Phase	Note
	MHz	dBuV/m	dBuV	dB/m	dBuV/m	dB	cm	deg			
1	4874.00	30.53	39.52	-8.99	54.00	-23.47	100	208	Average	Horizontal	
2	4874.00	38.29	47.28	-8.99	74.00	-35.71	100	208	Peak	Horizontal	

Middle Channel (Vertical)

TUV Rheinland Taiwan Ltd.
No. 458-18, Sec 2, Fenliao, , Linkou Dist., New Taipei City 244, Taiwan(R.O.C.)
Tel:+886-2172-1000 Fax:+886-2172-1322

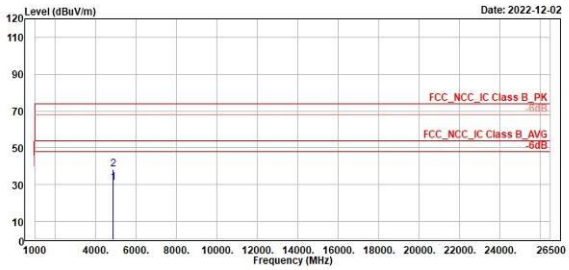

	Freq	Level	Read Level	Factor	Limit Line	Over Limit	APos	TPos	Remark	Pol/Phase	Note
	MHz	dBuV/m	dBuV	dB/m	dBuV/m	dB	cm	deg			
1	4874.00	30.86	40.20	-9.34	54.00	-23.14	100	111	Average	Vertical	
2	4874.00	38.35	47.69	-9.34	74.00	-35.65	100	111	Peak	Vertical	

802.11ax HE40

High Channel (Horizontal)

TÜV Rheinland Taiwan Ltd.
No. 458-18, Sec 2, Fenliao, , Linkou Dist., New Taipei City 244, Taiwan(R.O.C.)
Tel:+886-2172-1000 Fax:+886-2172-1322

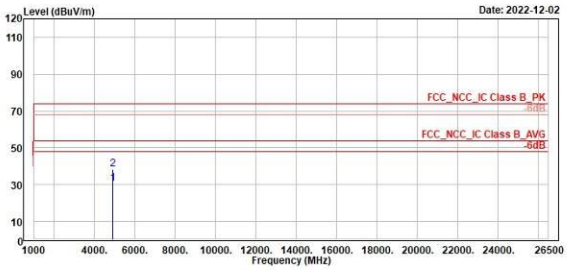

	Freq	Level	Read Level	Factor	Limit Line	Over Limit	APos	TPos	Remark	Pol/Phase	Note
	MHz	dBuV/m	dBuV	dB/m	dBuV/m	dB	cm	deg			
1	4904.00	30.47	39.44	-8.97	54.00	-23.53	200	360	Average	Horizontal	
2	4904.00	38.34	47.31	-8.97	74.00	-35.66	200	360	Peak	Horizontal	

High Channel (Vertical)

TÜV Rheinland Taiwan Ltd.
No. 458-18, Sec 2, Fenliao, , Linkou Dist., New Taipei City 244, Taiwan(R.O.C.)
Tel:+886-2172-1000 Fax:+886-2172-1322

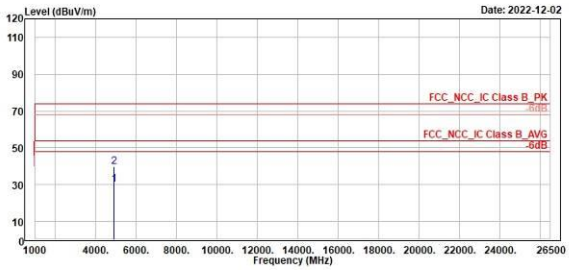

	Freq	Level	Read Level	Factor	Limit Line	Over Limit	APos	TPos	Remark	Pol/Phase	Note
	MHz	dBuV/m	dBuV	dB/m	dBuV/m	dB	cm	deg			
1	4904.00	30.00	39.37	-9.37	54.00	-24.00	200	174	Average	Vertical	
2	4904.00	39.79	49.16	-9.37	74.00	-34.21	200	174	Peak	Vertical	

Mains Conducted Emission, 150kHz ~ 30MHz
<EUT with Adapter 1>

Worst Band

(Line)

TÜV Rheinland Taiwan Ltd.
No. 458-18, Sec 2, Fenliao., Linkou Dist., New Taipei City 244, Taiwan(R.O.C.)
Tel:+886-2172-1000 Fax:+886-2172-1322

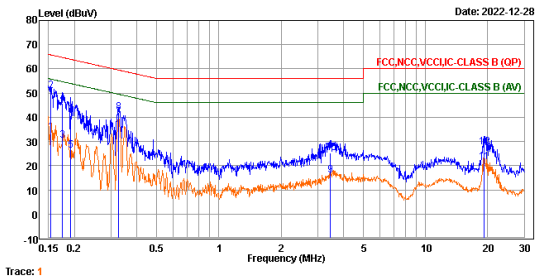

Trace: 1

	Freq	Level	Read Level	Factor	Limit Line	Over Limit	Remark	Pol/Phase	Note
	MHz	dBuV	dBuV	dB	dBuV	dB			
1	0.15	33.68	23.99	9.69	55.83	-22.15	Average	line1	
2	0.15	50.80	41.11	9.69	65.83	-15.03	QP	line1	
3	0.17	30.55	20.87	9.68	54.76	-24.21	Average	line1	
4	0.17	45.72	36.04	9.68	64.76	-19.04	QP	line1	
5	0.19	26.39	16.71	9.68	53.97	-27.58	Average	line1	
6	0.19	40.59	30.91	9.68	63.97	-23.38	QP	line1	
7	0.33	39.82	30.15	9.67	49.50	-9.68	Average	line1	
8	0.33	41.99	32.32	9.67	59.50	-17.51	QP	line1	
9	3.45	16.11	6.37	9.74	46.00	-29.89	Average	line1	
10	3.45	25.21	15.47	9.74	56.00	-30.79	QP	line1	
11	19.16	21.59	11.78	9.81	50.00	-28.41	Average	line1	
12	19.16	27.56	17.75	9.81	60.00	-32.44	QP	line1	

(Neutral)

TÜV Rheinland Taiwan Ltd.
No. 458-18, Sec 2, Fenliao., Linkou Dist., New Taipei City 244, Taiwan(R.O.C.)
Tel:+886-2172-1000 Fax:+886-2172-1322

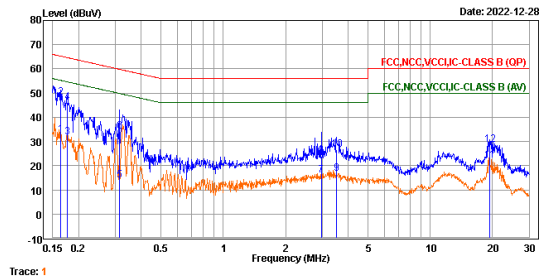

Trace: 1

	Freq	Level	Read Level	Factor	Limit Line	Over Limit	Remark	Pol/Phase	Note
	MHz	dBuV	dBuV	dB	dBuV	dB			
1	0.16	32.76	23.09	9.67	55.25	-22.49	Average	neutral	
2	0.16	48.34	38.67	9.67	65.25	-16.91	QP	neutral	
3	0.18	31.81	22.15	9.66	54.68	-22.87	Average	neutral	
4	0.18	46.05	36.39	9.66	64.68	-18.63	QP	neutral	
5	0.31	14.07	4.42	9.65	49.87	-35.80	Average	neutral	
6	0.31	34.27	24.62	9.65	59.87	-25.60	QP	neutral	
7	2.97	16.01	6.30	9.71	46.00	-29.99	Average	neutral	
8	2.97	23.73	14.02	9.71	56.00	-32.27	QP	neutral	
9	3.52	16.67	6.95	9.72	46.00	-29.33	Average	neutral	
10	3.52	26.68	16.96	9.72	56.00	-29.32	QP	neutral	
11	19.35	22.03	12.16	9.87	50.00	-27.97	Average	neutral	
12	19.35	28.63	18.76	9.87	60.00	-31.37	QP	neutral	

<EUT with Adapter 2>

Worst Band

(Line)

TÜV Rheinland Taiwan Ltd.
No. 458-18, Sec 2, Fenliao., Linkou Dist., New Taipei City 244, Taiwan(R.O.C.)
Tel:+886-2172-1000 Fax:+886-2172-1322

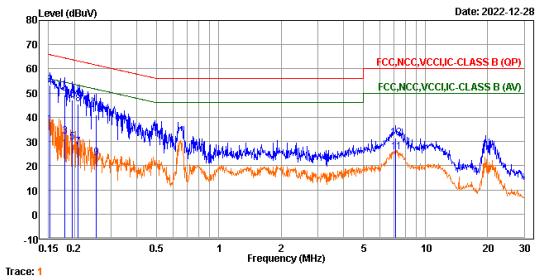

Trace: 1

	Freq	Level	Read Level	Factor	Limit Line	Over Limit	Remark	Pol/Phase	Note
	MHz	dBuV	dBuV	dB	dBuV	dB			
1	0.15	36.90	27.21	9.69	55.88	-18.98	Average	line1	
2	0.15	53.45	43.76	9.69	65.88	-12.43	QP	line1	
3	0.18	32.23	22.55	9.68	54.51	-22.28	Average	line1	
4	0.18	49.34	39.66	9.68	64.51	-15.17	QP	line1	
5	0.20	29.80	20.12	9.68	53.81	-24.01	Average	line1	
6	0.20	47.12	37.44	9.68	63.81	-16.69	QP	line1	
7	0.21	27.74	18.06	9.68	53.31	-25.57	Average	line1	
8	0.21	45.50	35.82	9.68	63.31	-17.81	QP	line1	
9	0.25	23.24	13.56	9.68	51.61	-28.37	Average	line1	
10	0.25	40.83	31.15	9.68	61.61	-20.78	QP	line1	
11	7.18	25.60	15.81	9.79	50.00	-24.40	Average	line1	
12	7.18	31.48	21.69	9.79	60.00	-28.52	QP	line1	

(Neutral)

TÜV Rheinland Taiwan Ltd.
No. 458-18, Sec 2, Fenliao., Linkou Dist., New Taipei City 244, Taiwan(R.O.C.)
Tel:+886-2172-1000 Fax:+886-2172-1322

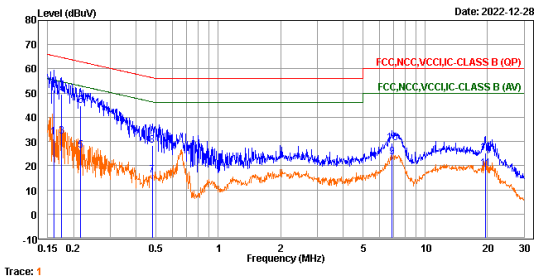

Trace: 1

	Freq	Level	Read Level	Factor	Limit Line	Over Limit	Remark	Pol/Phase	Note
	MHz	dBuV	dBuV	dB	dBuV	dB			
1	0.16	31.84	22.17	9.67	55.46	-23.62	Average	neutral	
2	0.16	51.32	41.65	9.67	65.46	-14.14	QP	neutral	
3	0.17	32.15	22.49	9.66	54.76	-22.61	Average	neutral	
4	0.17	49.57	39.91	9.66	64.76	-15.19	QP	neutral	
5	0.22	26.21	16.55	9.66	52.98	-26.77	Average	neutral	
6	0.22	44.76	35.10	9.66	62.98	-18.22	QP	neutral	
7	0.48	16.03	6.37	9.66	46.35	-30.32	Average	neutral	
8	0.48	28.37	18.71	9.66	56.35	-27.98	QP	neutral	
9	6.90	23.57	13.81	9.76	50.00	-26.43	Average	neutral	
10	6.90	29.37	19.61	9.76	60.00	-30.63	QP	neutral	
11	19.54	18.90	9.03	9.87	50.00	-31.10	Average	neutral	
12	19.54	25.34	15.47	9.87	60.00	-34.66	QP	neutral	