802.11ax HE40

CH 134 (Horizontal) Peak

TUV Rheinland Taiwan Ltd.
No. 458-18, Sec 2, Fenliao., Linkou Dist., New Taipei City 244, Taiwan(R.O.C.)
Tel:+886-2172-1000 Fax:+886-2172-1322

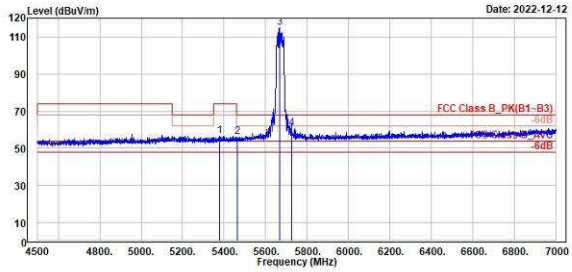

	Freq	Level	Read Level	Factor	Limit Line	Over Limit	APos	TPos	Remark	Pol/Phase	Note
	MHz	dBuV/m	dBuV	dB/m	dBuV/m	dB	cm	deg			
1	5377.50	56.56	13.54	43.02	74.00	-17.44	100	29	Peak	Horizontal	
2	5463.00	55.95	12.87	43.08	68.20	-12.25	100	29	Peak	Horizontal	
3 *	5670.00	115.02	71.89	43.13	68.20	46.82	100	29	Peak	Horizontal	
4	5726.00	60.89	17.60	43.29	68.20	-7.31	100	29	Peak	Horizontal	

CH 134 (Vertical) Peak

TUV Rheinland Taiwan Ltd.
No. 458-18, Sec 2, Fenliao., Linkou Dist., New Taipei City 244, Taiwan(R.O.C.)
Tel:+886-2172-1000 Fax:+886-2172-1322

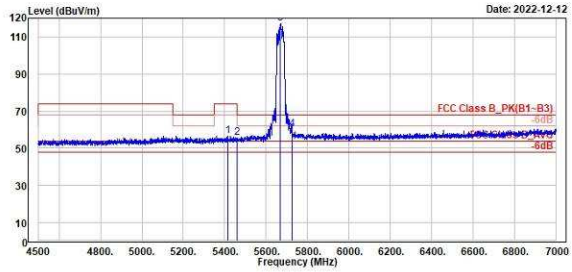

	Freq	Level	Read Level	Factor	Limit Line	Over Limit	APos	TPos	Remark	Pol/Phase	Note
	MHz	dBuV/m	dBuV	dB/m	dBuV/m	dB	cm	deg			
1	5415.50	56.78	13.93	42.85	74.00	-17.22	253	76	Peak	Vertical	
2	5460.50	55.46	12.44	43.02	68.20	-12.74	253	76	Peak	Vertical	
3 *	5670.00	117.15	73.96	43.19	68.20	48.95	253	76	Peak	Vertical	
4	5726.50	60.43	17.08	43.35	68.20	-7.77	253	76	Peak	Vertical	

802.11ax HE40

CH 134 (Horizontal) Average

TUV Rheinland Taiwan Ltd.
No. 458-18, Sec 2, Fenliao., Linkou Dist., New Taipei City 244, Taiwan(R.O.C.)
Tel:+886-2172-1000 Fax:+886-2172-1322

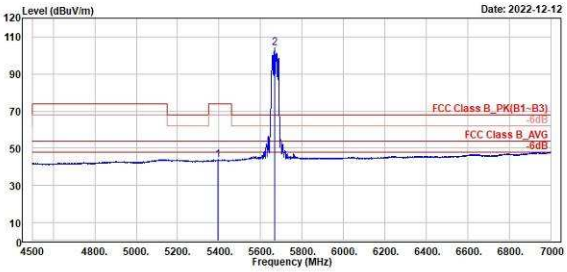

	Freq	Level	Read Level	Factor	Limit Line	Over Limit	APos	TPos	Remark	Pol/Phase	Note
	MHz	dBuV/m	dBuV	dB/m	dBuV/m	dB	cm	deg			
1	5394.00	43.77	0.64	43.13	54.00	-10.23	100	29	Average	Horizontal	
2 *	5670.00	103.85	60.72	43.13	54.00	49.85	100	29	Average	Horizontal	

CH 134 (Vertical) Average

TUV Rheinland Taiwan Ltd.
No. 458-18, Sec 2, Fenliao., Linkou Dist., New Taipei City 244, Taiwan(R.O.C.)
Tel:+886-2172-1000 Fax:+886-2172-1322

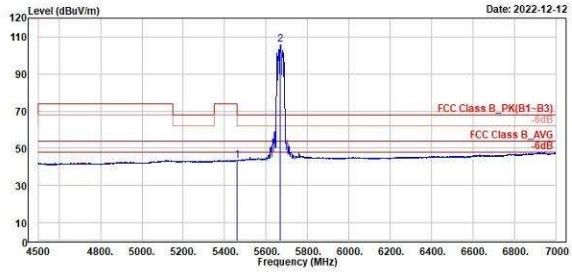

	Freq	Level	Read Level	Factor	Limit Line	Over Limit	APos	TPos	Remark	Pol/Phase	Note
	MHz	dBuV/m	dBuV	dB/m	dBuV/m	dB	cm	deg			
1	5458.50	43.50	0.48	43.02	54.00	-10.50	253	76	Average	Vertical	
2 *	5670.00	105.81	62.62	43.19	54.00	51.81	253	76	Average	Vertical	

802.11ax HE80

CH 106 (Horizontal) Peak

TÜV Rheinland Taiwan Ltd.
No. 458-18, Sec 2, Fenliao., Linkou Dist., New Taipei City 244, Taiwan(R.O.C.)
Tel:+886-2172-1000 Fax:+886-2172-1322

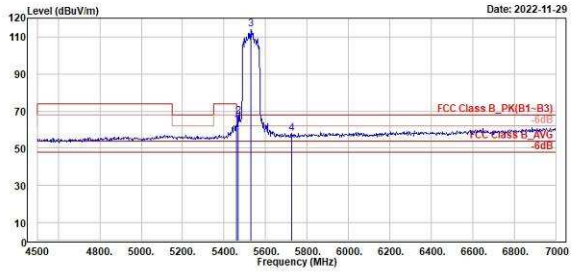

	Freq	Level	Read Level	Factor	Limit Line	Over Limit	APos	TPos	Remark	Pol/Phase	Note
	MHz	dBuV/m	dBuV	dB/m	dBuV/m	dB	cm	deg			
1 !	5460.00	62.59	19.53	43.06	68.20	-5.61	100	350	Peak	Horizontal	
2 !	5467.50	67.14	24.04	43.10	68.20	-1.06	100	350	Peak	Horizontal	
3 *	5530.00	113.92	70.64	43.28	68.20	45.72	100	350	Peak	Horizontal	
4	5725.00	57.97	14.68	43.29	68.20	-10.23	100	350	Peak	Horizontal	

CH 106 (Vertical) Peak

TÜV Rheinland Taiwan Ltd.
No. 458-18, Sec 2, Fenliao., Linkou Dist., New Taipei City 244, Taiwan(R.O.C.)
Tel:+886-2172-1000 Fax:+886-2172-1322

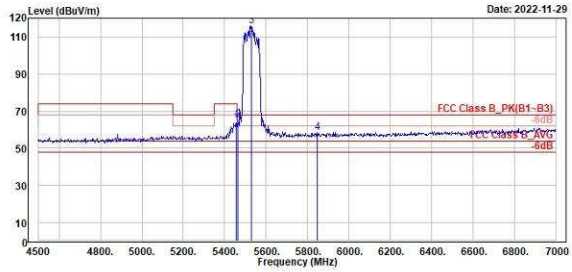

	Freq	Level	Read Level	Factor	Limit Line	Over Limit	APos	TPos	Remark	Pol/Phase	Note
	MHz	dBuV/m	dBuV	dB/m	dBuV/m	dB	cm	deg			
1	5455.00	63.86	20.84	43.02	74.00	-10.14	243	301	Peak	Vertical	
2 !	5465.00	65.22	22.19	43.03	68.20	-2.98	243	301	Peak	Vertical	
3 *	5530.00	115.83	72.75	43.08	68.20	47.63	243	301	Peak	Vertical	
4	5847.50	58.19	14.46	43.73	68.20	-10.01	243	301	Peak	Vertical	

802.11ax HE80

CH 106 (Horizontal) Average

TUV Rheinland Taiwan Ltd.
No. 458-18, Sec 2, Fenliao., Linkou Dist., New Taipei City 244, Taiwan(R.O.C.)
Tel:+886-2172-1000 Fax:+886-2172-1322

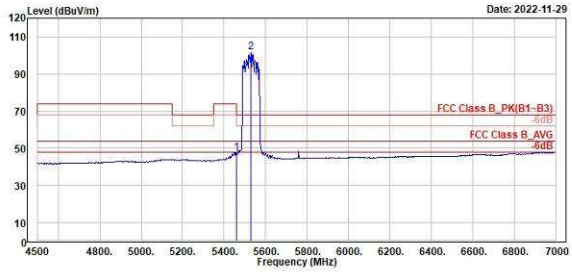

	Freq	Level	Read Level	Factor	Limit Line	Over Limit	APos	TPos	Remark	Pol/Phase	Note
	MHz	dBuV/m	dBuV	dB/m	dBuV/m	dB	cm	deg			
1	5460.00	47.64	4.58	43.06	54.00	-6.36	100	350	Average	Horizontal	
2 *	5530.00	101.87	58.59	43.28	54.00	47.87	100	350	Average	Horizontal	

CH 106 (Vertical) Average

TUV Rheinland Taiwan Ltd.
No. 458-18, Sec 2, Fenliao., Linkou Dist., New Taipei City 244, Taiwan(R.O.C.)
Tel:+886-2172-1000 Fax:+886-2172-1322

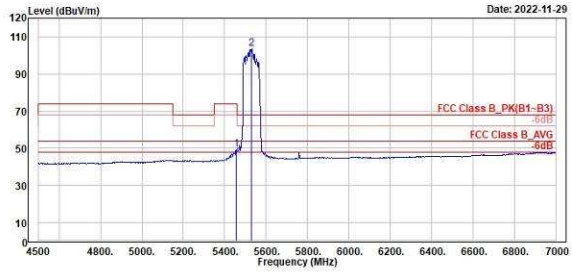

	Freq	Level	Read Level	Factor	Limit Line	Over Limit	APos	TPos	Remark	Pol/Phase	Note
	MHz	dBuV/m	dBuV	dB/m	dBuV/m	dB	cm	deg			
1 !	5455.00	49.25	6.23	43.02	54.00	-4.75	243	301	Average	Vertical	
2 *	5530.00	103.42	60.34	43.08	54.00	49.42	243	301	Average	Vertical	

802.11ax HE80

CH 122 (Horizontal) Peak

TUV Rheinland Taiwan Ltd.
No. 458-18, Sec 2, Fenliao., Linkou Dist., New Taipei City 244, Taiwan(R.O.C.)
Tel:+886-2172-1000 Fax:+886-2172-1322

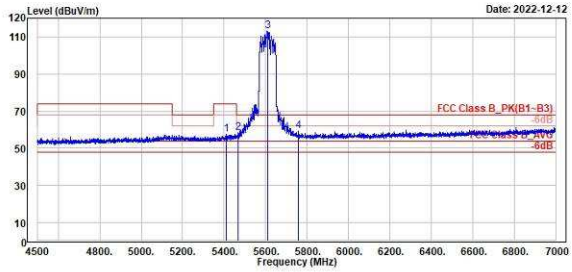

	Freq	Level	Read Level	Factor	Limit Line	Over Limit	APos	TPos	Remark	Pol/Phase	Note
	MHz	dBuV/m	dBuV	dB/m	dBuV/m	dB	cm	deg			
1	5411.00	57.72	14.58	43.14	74.00	-16.28	100	29	Peak	Horizontal	
2	5469.00	58.50	15.39	43.11	68.20	-9.70	100	29	Peak	Horizontal	
3 *	5610.00	113.18	69.90	43.28	68.20	44.98	100	29	Peak	Horizontal	
4	5758.00	59.39	16.01	43.38	68.20	-8.81	100	29	Peak	Horizontal	

CH 122 (Vertical) Peak

TUV Rheinland Taiwan Ltd.
No. 458-18, Sec 2, Fenliao., Linkou Dist., New Taipei City 244, Taiwan(R.O.C.)
Tel:+886-2172-1000 Fax:+886-2172-1322

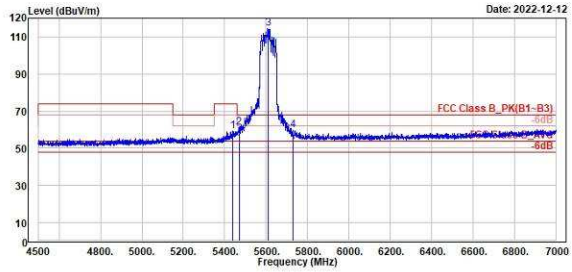

	Freq	Level	Read Level	Factor	Limit Line	Over Limit	APos	TPos	Remark	Pol/Phase	Note
	MHz	dBuV/m	dBuV	dB/m	dBuV/m	dB	cm	deg			
1	5441.00	59.17	16.20	42.97	74.00	-14.83	100	299	Peak	Vertical	
2	5470.00	61.26	18.23	43.03	68.20	-6.94	100	299	Peak	Vertical	
3 *	5610.00	114.36	71.22	43.14	68.20	46.16	100	299	Peak	Vertical	
4	5729.50	59.67	16.31	43.36	68.20	-8.53	100	299	Peak	Vertical	

802.11ax HE80

CH 122 (Horizontal) Average

TÜV Rheinland Taiwan Ltd.
No. 458-18, Sec 2, Fenliao., Linkou Dist., New Taipei City 244, Taiwan(R.O.C.)
Tel:+886-2172-1000 Fax:+886-2172-1322

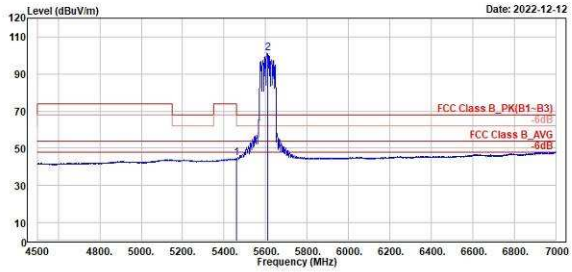

	Freq	Level	Read Level	Factor	Limit Line	Over Limit	APos	TPos	Remark	Pol/Phase	Note
	MHz	dBuV/m	dBuV	dB/m	dBuV/m	dB	cm	deg			
1	5458.00	44.58	1.53	43.05	54.00	-9.42	100	29	Average	Horizontal	
2 *	5610.00	101.30	58.02	43.28	54.00	47.30	100	29	Average	Horizontal	

CH 122 (Vertical) Average

TÜV Rheinland Taiwan Ltd.
No. 458-18, Sec 2, Fenliao., Linkou Dist., New Taipei City 244, Taiwan(R.O.C.)
Tel:+886-2172-1000 Fax:+886-2172-1322

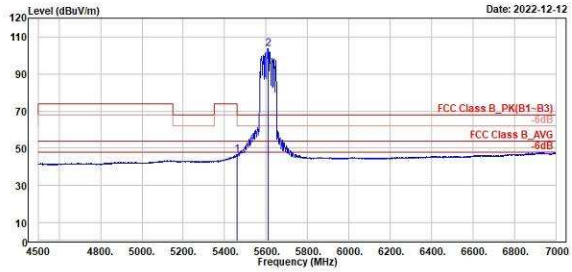

	Freq	Level	Read Level	Factor	Limit Line	Over Limit	APos	TPos	Remark	Pol/Phase	Note
	MHz	dBuV/m	dBuV	dB/m	dBuV/m	dB	cm	deg			
1	5458.50	46.54	3.52	43.02	54.00	-7.46	100	299	Average	Vertical	
2 *	5610.00	103.67	60.53	43.14	54.00	49.67	100	299	Average	Vertical	

802.11ax HE160

CH 114 (Horizontal) Peak

TUV Rheinland Taiwan Ltd.
No. 458-18, Sec 2, Fenliao., Linkou Dist., New Taipei City 244, Taiwan(R.O.C.)
Tel:+886-2172-1000 Fax:+886-2172-1322

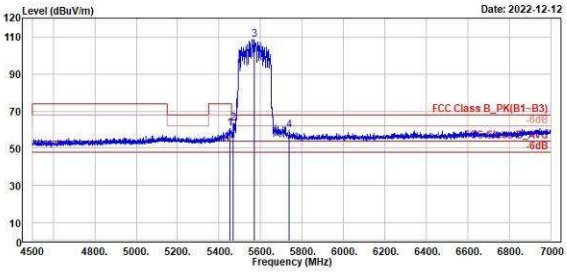

	Freq	Level	Read Level	Factor	Limit Line	Over Limit	APos	TPos	Remark	Pol/Phase	Note
	MHz	dBuV/m	dBuV	dB/m	dBuV/m	dB	cm	deg			
1	5453.00	60.51	17.48	43.03	74.00	-13.49	100	26	Peak	Horizontal	
2 !	5468.00	63.29	20.19	43.10	68.20	-4.91	100	26	Peak	Horizontal	
3 *	5570.00	108.56	65.25	43.31	68.20	40.36	100	26	Peak	Horizontal	
4	5739.50	59.67	16.34	43.33	68.20	-8.53	100	26	Peak	Horizontal	

CH 114 (Vertical) Peak

TUV Rheinland Taiwan Ltd.
No. 458-18, Sec 2, Fenliao., Linkou Dist., New Taipei City 244, Taiwan(R.O.C.)
Tel:+886-2172-1000 Fax:+886-2172-1322

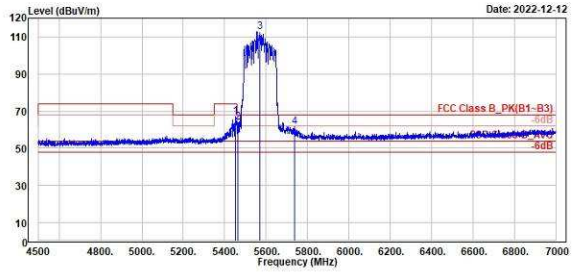

	Freq	Level	Read Level	Factor	Limit Line	Over Limit	APos	TPos	Remark	Pol/Phase	Note
	MHz	dBuV/m	dBuV	dB/m	dBuV/m	dB	cm	deg			
1	5453.00	66.96	23.94	43.02	74.00	-7.04	248	300	Peak	Vertical	
2 !	5462.00	63.87	20.85	43.02	68.20	-4.33	248	300	Peak	Vertical	
3 *	5570.00	112.65	69.54	43.11	68.20	44.45	248	300	Peak	Vertical	
4	5739.50	61.38	17.97	43.41	68.20	-6.82	248	300	Peak	Vertical	

802.11ax HE160

CH 114 (Horizontal) Average

TUV Rheinland Taiwan Ltd.
No. 458-18, Sec 2, Fenliao., Linkou Dist., New Taipei City 244, Taiwan(R.O.C.)
Tel:+886-2172-1000 Fax:+886-2172-1322

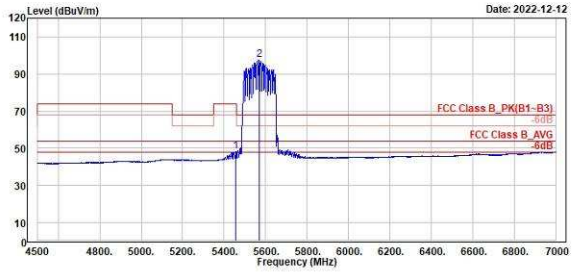

		Freq	Level	Read Level	Factor	Limit Line	Over Limit	APos	TPos	Remark	Pol/Phase	Note
		MHz	dBuV/m	dBuV	dB/m	dBuV/m	dB	cm	deg			
1	!	5457.00	48.31	5.26	43.05	54.00	-5.69	100	26	Average	Horizontal	
2	*	5570.00	97.45	54.14	43.31	54.00	43.45	100	26	Average	Horizontal	

CH 114 (Vertical) Average

TUV Rheinland Taiwan Ltd.
No. 458-18, Sec 2, Fenliao., Linkou Dist., New Taipei City 244, Taiwan(R.O.C.)
Tel:+886-2172-1000 Fax:+886-2172-1322

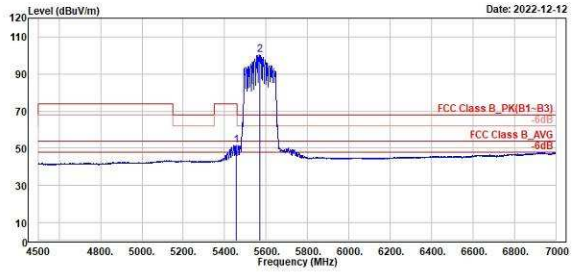

		Freq	Level	Read Level	Factor	Limit Line	Over Limit	APos	TPos	Remark	Pol/Phase	Note
		MHz	dBuV/m	dBuV	dB/m	dBuV/m	dB	cm	deg			
1	!	5454.50	51.71	8.69	43.02	54.00	-2.29	248	300	Average	Vertical	
2	*	5570.00	100.24	57.13	43.11	54.00	46.24	248	300	Average	Vertical	

Mask, 5.725GHz ~ 5.85GHz

U-NII-3

802.11a

CH 149 (Horizontal) Peak

TÜV Rheinland Taiwan Ltd.
No. 458-18, Sec 2, Fenliao., Linkou Dist., New Taipei City 244, Taiwan(R.O.C.)
Tel:+886-2172-1000 Fax:+886-2172-1322

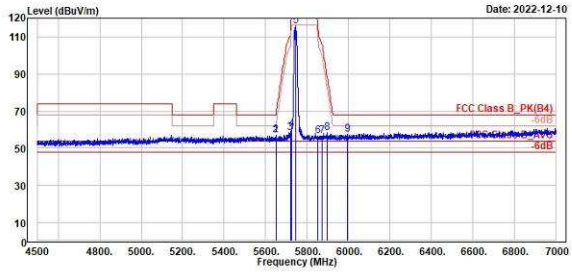

	Freq	Level	Read Level	Factor	Limit Line	Over Limit	APos	TPos	Remark	Pol/Phase	Note
	MHz	dBuV/m	dBuV	dB/m	dBuV/m	dB	cm	deg			
1	5650.00	57.21	14.13	43.08	68.20	-10.99	117	29	Peak	Horizontal	
2	5650.00	57.21	14.13	43.08	68.20	-10.99	117	29	Peak	Horizontal	
3	5719.50	58.31	15.04	43.27	110.66	-52.35	117	29	Peak	Horizontal	
4	5724.50	60.18	16.89	43.29	121.06	-60.88	117	29	Peak	Horizontal	
5	5745.00	115.89	72.55	43.34	122.20	-6.31	117	29	Peak	Horizontal	
6	5850.50	56.46	12.92	43.54	121.06	-64.60	117	29	Peak	Horizontal	
7	5874.50	56.78	13.12	43.66	105.34	-48.56	117	29	Peak	Horizontal	
8	5898.00	58.48	14.71	43.77	88.14	-29.66	117	29	Peak	Horizontal	
9	5994.50	57.35	13.39	43.96	68.20	-10.85	117	29	Peak	Horizontal	

CH 149 (Vertical) Peak

TÜV Rheinland Taiwan Ltd.
No. 458-18, Sec 2, Fenliao., Linkou Dist., New Taipei City 244, Taiwan(R.O.C.)
Tel:+886-2172-1000 Fax:+886-2172-1322

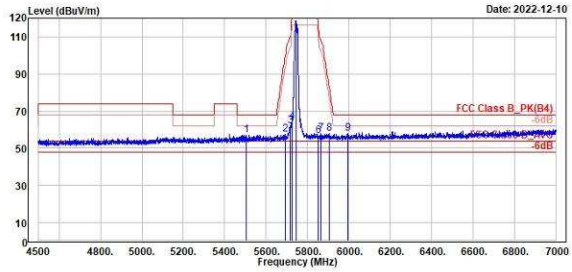

	Freq	Level	Read Level	Factor	Limit Line	Over Limit	APos	TPos	Remark	Pol/Phase	Note
	MHz	dBuV/m	dBuV	dB/m	dBuV/m	dB	cm	deg			
1	5506.00	57.21	14.15	43.06	68.20	-10.99	262	11	Peak	Vertical	
2	5691.00	57.31	14.10	43.21	98.56	-41.25	262	11	Peak	Vertical	
3	5717.00	61.87	18.57	43.30	109.96	-48.09	262	11	Peak	Vertical	
4	5725.00	64.55	21.21	43.34	122.20	-57.65	262	11	Peak	Vertical	
5 !	5745.00	118.74	75.31	43.43	122.20	-3.46	262	11	Peak	Vertical	
6	5851.00	56.57	12.83	43.74	119.92	-63.35	262	11	Peak	Vertical	
7	5866.50	58.11	14.33	43.78	107.58	-49.47	262	11	Peak	Vertical	
8	5907.00	57.77	13.90	43.87	81.48	-23.71	262	11	Peak	Vertical	
9	5996.00	57.73	13.78	43.95	68.20	-10.47	262	11	Peak	Vertical	

802.11a

CH 157 (Horizontal) Peak

TÜV Rheinland Taiwan Ltd.
No. 458-18, Sec 2, Fenliao., Linkou Dist., New Taipei City 244, Taiwan(R.O.C.)
Tel:+886-2172-1000 Fax:+886-2172-1322

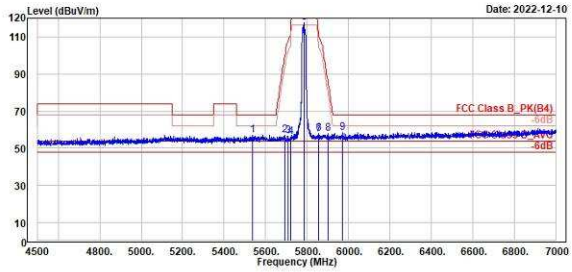

		Freq	Level	Read Level	Factor	Limit Line	Over Limit	APos	TPos	Remark	Pol/Phase	Note
		MHz	dBuV/m	dBuV	dB/m	dBuV/m	dB	cm	deg			
1		5539.00	57.12	13.83	43.29	68.20	-11.08	299	24	Peak	Horizontal	
2		5692.50	56.88	13.68	43.20	99.67	-42.79	299	24	Peak	Horizontal	
3		5707.50	56.56	13.32	43.24	107.30	-50.74	299	24	Peak	Horizontal	
4		5721.00	55.99	12.72	43.27	113.08	-57.09	299	24	Peak	Horizontal	
5	!	5785.00	117.65	74.19	43.46	122.20	-4.55	299	24	Peak	Horizontal	
6		5854.50	57.80	14.24	43.56	111.94	-54.14	299	24	Peak	Horizontal	
7		5855.00	57.53	13.97	43.56	110.80	-53.27	299	24	Peak	Horizontal	
8		5903.00	58.04	14.25	43.79	84.44	-26.40	299	24	Peak	Horizontal	
9		5972.00	58.18	14.24	43.94	68.20	-10.02	299	24	Peak	Horizontal	

CH 157 (Vertical) Peak

TÜV Rheinland Taiwan Ltd.
No. 458-18, Sec 2, Fenliao., Linkou Dist., New Taipei City 244, Taiwan(R.O.C.)
Tel:+886-2172-1000 Fax:+886-2172-1322

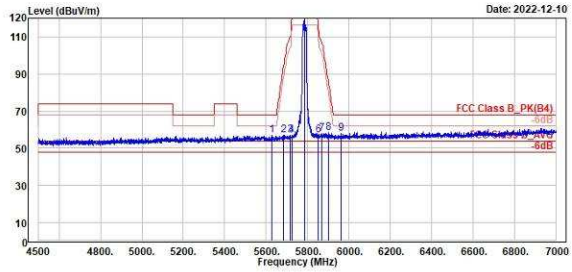

		Freq	Level	Read Level	Factor	Limit Line	Over Limit	APos	TPos	Remark	Pol/Phase	Note
		MHz	dBuV/m	dBuV	dB/m	dBuV/m	dB	cm	deg			
1		5627.00	56.89	13.73	43.16	68.20	-11.31	285	9	Peak	Vertical	
2		5683.50	57.23	14.03	43.20	93.03	-35.80	285	9	Peak	Vertical	
3		5717.50	57.13	13.83	43.30	110.10	-52.97	285	9	Peak	Vertical	
4		5723.50	57.03	13.70	43.33	118.78	-61.75	285	9	Peak	Vertical	
5	!	5785.00	119.44	75.88	43.56	122.20	-2.76	285	9	Peak	Vertical	
6		5852.00	57.07	13.33	43.74	117.64	-60.57	285	9	Peak	Vertical	
7		5867.00	58.06	14.28	43.78	107.44	-49.38	285	9	Peak	Vertical	
8		5901.50	58.36	14.48	43.88	85.55	-27.19	285	9	Peak	Vertical	
9		5964.00	57.89	14.03	43.86	68.20	-10.31	285	9	Peak	Vertical	

802.11a

CH 165 (Horizontal) Peak

TÜV Rheinland Taiwan Ltd.
No. 458-18, Sec 2, Fenliao., Linkou Dist., New Taipei City 244, Taiwan(R.O.C.)
Tel:+886-2172-1000 Fax:+886-2172-1322

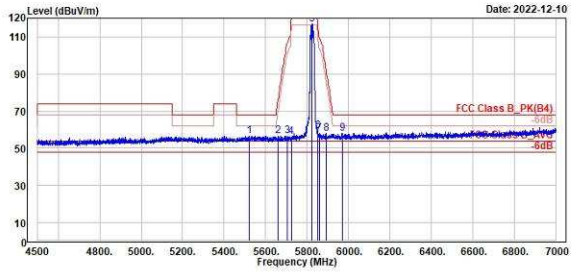

		Freq	Level	Read Level	Factor	Limit Line	Over Limit	APos	TPos	Remark	Pol/Phase	Note
		MHz	dBuV/m	dBuV	dB/m	dBuV/m	dB	cm	deg			
1		5521.00	56.76	13.49	43.27	68.20	-11.44	296	22	Peak	Horizontal	
2		5660.50	56.65	13.54	43.11	76.00	-19.35	296	22	Peak	Horizontal	
3		5706.00	56.36	13.13	43.23	106.88	-50.52	296	22	Peak	Horizontal	
4		5723.50	56.32	13.03	43.29	118.78	-62.46	296	22	Peak	Horizontal	
5	!	5825.00	116.76	73.24	43.52	122.20	-5.44	296	22	Peak	Horizontal	
6		5851.00	59.25	15.71	43.54	119.92	-60.67	296	22	Peak	Horizontal	
7		5858.50	57.74	14.16	43.58	109.82	-52.08	296	22	Peak	Horizontal	
8		5892.50	57.91	14.17	43.74	92.21	-34.30	296	22	Peak	Horizontal	
9		5969.00	57.77	13.84	43.93	68.20	-10.43	296	22	Peak	Horizontal	

CH 165 (Vertical) Peak

TÜV Rheinland Taiwan Ltd.
No. 458-18, Sec 2, Fenliao., Linkou Dist., New Taipei City 244, Taiwan(R.O.C.)
Tel:+886-2172-1000 Fax:+886-2172-1322

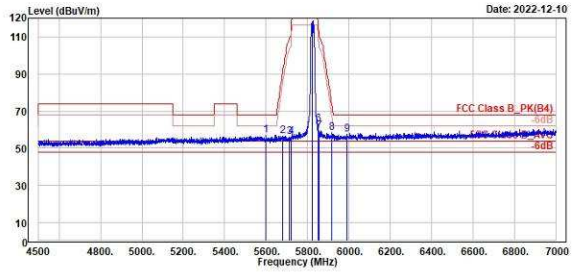

		Freq	Level	Read Level	Factor	Limit Line	Over Limit	APos	TPos	Remark	Pol/Phase	Note
		MHz	dBuV/m	dBuV	dB/m	dBuV/m	dB	cm	deg			
1		5599.50	57.21	14.07	43.14	68.20	-10.99	256	16	Peak	Vertical	
2		5682.50	56.80	13.60	43.20	92.29	-35.49	256	16	Peak	Vertical	
3		5711.50	55.97	12.69	43.28	108.42	-52.45	256	16	Peak	Vertical	
4		5721.00	56.23	12.92	43.31	113.08	-56.85	256	16	Peak	Vertical	
5	!	5825.00	118.77	75.10	43.67	122.20	-3.43	256	16	Peak	Vertical	
6		5850.50	62.79	19.05	43.74	121.06	-58.27	256	16	Peak	Vertical	
7		5855.50	59.32	15.57	43.75	110.66	-51.34	256	16	Peak	Vertical	
8		5917.50	58.47	14.61	43.86	73.73	-15.26	256	16	Peak	Vertical	
9		5990.50	57.47	13.54	43.93	68.20	-10.73	256	16	Peak	Vertical	

802.11ax HE20

CH 149 (Horizontal) Peak

TÜV Rheinland Taiwan Ltd.
No. 458-18, Sec 2, Fenliao., Linkou Dist., New Taipei City 244, Taiwan(R.O.C.)
Tel:+886-2172-1000 Fax:+886-2172-1322

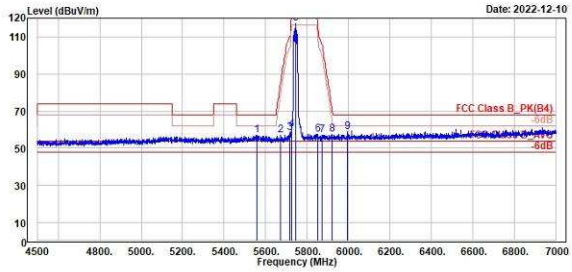

		Freq	Level	Read Level	Factor	Limit Line	Over Limit	APos	TPos	Remark	Pol/Phase	Note
		MHz	dBuV/m	dBuV	dB/m	dBuV/m	dB	cm	deg			
1		5557.00	57.00	13.70	43.30	68.20	-11.20	249	27	Peak	Horizontal	
2		5674.00	56.91	13.76	43.15	86.00	-29.09	249	27	Peak	Horizontal	
3		5717.50	58.23	14.96	43.27	110.10	-51.87	249	27	Peak	Horizontal	
4		5725.00	60.14	16.85	43.29	122.20	-62.06	249	27	Peak	Horizontal	
5	!	5745.00	117.36	74.02	43.34	122.20	-4.84	249	27	Peak	Horizontal	
6		5852.50	57.31	13.76	43.55	116.50	-59.19	249	27	Peak	Horizontal	
7		5872.00	56.89	13.24	43.65	106.04	-49.15	249	27	Peak	Horizontal	
8		5921.50	57.65	13.81	43.84	70.78	-13.13	249	27	Peak	Horizontal	
9		5995.00	58.77	14.81	43.96	68.20	-9.43	249	27	Peak	Horizontal	

CH 149 (Vertical) Peak

TÜV Rheinland Taiwan Ltd.
No. 458-18, Sec 2, Fenliao., Linkou Dist., New Taipei City 244, Taiwan(R.O.C.)
Tel:+886-2172-1000 Fax:+886-2172-1322

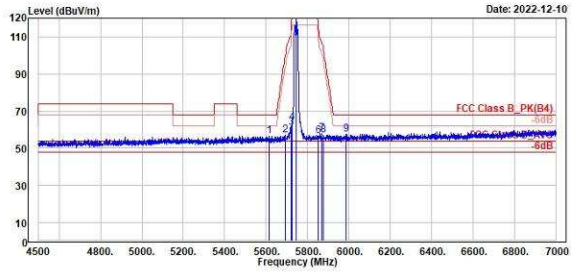

		Freq	Level	Read Level	Factor	Limit Line	Over Limit	APos	TPos	Remark	Pol/Phase	Note
		MHz	dBuV/m	dBuV	dB/m	dBuV/m	dB	cm	deg			
1		5617.00	56.70	13.55	43.15	68.20	-11.50	261	78	Peak	Vertical	
2		5694.00	57.22	14.01	43.21	100.78	-43.56	261	78	Peak	Vertical	
3		5720.00	61.24	17.93	43.31	110.80	-49.56	261	78	Peak	Vertical	
4		5724.50	63.78	20.44	43.34	121.06	-57.28	261	78	Peak	Vertical	
5	!	5745.00	120.23	76.80	43.43	122.20	-1.97	261	78	Peak	Vertical	
6		5852.00	56.52	12.78	43.74	117.64	-61.12	261	78	Peak	Vertical	
7		5869.00	57.89	14.10	43.79	106.88	-48.99	261	78	Peak	Vertical	
8		5876.00	57.12	13.31	43.81	104.46	-47.34	261	78	Peak	Vertical	
9		5989.00	57.57	13.64	43.93	68.20	-10.63	261	78	Peak	Vertical	

802.11ax HE20

CH 157 (Horizontal) Peak

TÜV Rheinland Taiwan Ltd.
No. 458-18, Sec 2, Fenliao., Linkou Dist., New Taipei City 244, Taiwan(R.O.C.)
Tel:+886-2172-1000 Fax:+886-2172-1322

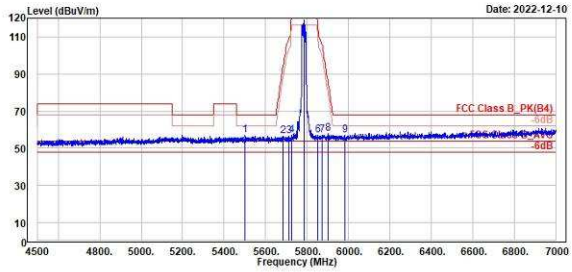

		Freq	Level	Read Level	Factor	Limit Line	Over Limit	APos	TPos	Remark	Pol/Phase	Note
		MHz	dBuV/m	dBuV	dB/m	dBuV/m	dB	cm	deg			
1		5500.00	56.86	13.61	43.25	68.20	-11.34	299	26	Peak	Horizontal	
2		5683.00	56.75	13.58	43.17	92.66	-35.91	299	26	Peak	Horizontal	
3		5714.50	56.80	13.54	43.26	109.26	-52.46	299	26	Peak	Horizontal	
4		5724.00	56.82	13.53	43.29	119.92	-63.10	299	26	Peak	Horizontal	
5	!	5785.00	118.89	75.43	43.46	122.20	-3.31	299	26	Peak	Horizontal	
6		5850.50	56.87	13.33	43.54	121.06	-64.19	299	26	Peak	Horizontal	
7		5873.50	57.13	13.48	43.65	105.62	-48.49	299	26	Peak	Horizontal	
8		5901.00	57.76	13.98	43.78	85.92	-28.16	299	26	Peak	Horizontal	
9		5982.00	57.13	13.18	43.95	68.20	-11.07	299	26	Peak	Horizontal	

CH 157 (Vertical) Peak

TÜV Rheinland Taiwan Ltd.
No. 458-18, Sec 2, Fenliao., Linkou Dist., New Taipei City 244, Taiwan(R.O.C.)
Tel:+886-2172-1000 Fax:+886-2172-1322

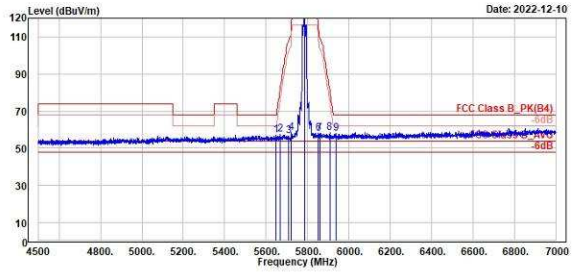

		Freq	Level	Read Level	Factor	Limit Line	Over Limit	APos	TPos	Remark	Pol/Phase	Note
		MHz	dBuV/m	dBuV	dB/m	dBuV/m	dB	cm	deg			
1		5646.50	56.85	13.68	43.17	68.20	-11.35	224	81	Peak	Vertical	
2		5666.50	57.69	14.50	43.19	80.45	-22.76	224	81	Peak	Vertical	
3		5708.00	56.61	13.36	43.25	107.44	-50.83	224	81	Peak	Vertical	
4		5721.50	58.29	14.97	43.32	114.22	-55.93	224	81	Peak	Vertical	
5	!	5785.00	121.91	78.35	43.56	122.20	-0.29	224	81	Peak	Vertical	
6		5853.00	57.85	14.10	43.75	115.36	-57.51	224	81	Peak	Vertical	
7		5858.50	58.06	14.29	43.77	109.82	-51.76	224	81	Peak	Vertical	
8		5907.50	58.55	14.67	43.88	81.11	-22.56	224	81	Peak	Vertical	
9		5937.00	58.09	14.25	43.84	68.20	-10.11	224	81	Peak	Vertical	

802.11ax HE20

CH 165 (Horizontal) Peak

TÜV Rheinland Taiwan Ltd.
No. 458-18, Sec 2, Fenliao., Linkou Dist., New Taipei City 244, Taiwan(R.O.C.)
Tel:+886-2172-1000 Fax:+886-2172-1322

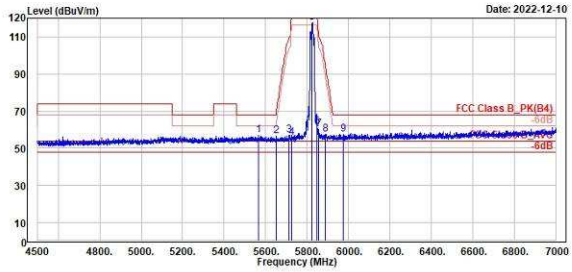

		Freq	Level	Read Level	Factor	Limit Line	Over Limit	APos	TPos	Remark	Pol/Phase	Note
		MHz	dBuV/m	dBuV	dB/m	dBuV/m	dB	cm	deg			
1		5565.00	56.89	13.58	43.31	68.20	-11.31	100	21	Peak	Horizontal	
2		5651.00	56.80	13.72	43.08	68.94	-12.14	100	21	Peak	Horizontal	
3		5712.50	57.07	13.82	43.25	108.70	-51.63	100	21	Peak	Horizontal	
4		5724.50	55.79	12.50	43.29	121.06	-65.27	100	21	Peak	Horizontal	
5	!	5825.00	117.82	74.30	43.52	122.20	-4.38	100	21	Peak	Horizontal	
6		5850.00	61.76	18.22	43.54	122.20	-60.44	100	21	Peak	Horizontal	
7		5856.00	60.38	16.82	43.56	110.52	-50.14	100	21	Peak	Horizontal	
8		5891.00	57.59	13.86	43.73	93.33	-35.74	100	21	Peak	Horizontal	
9		5974.50	57.57	13.63	43.94	68.20	-10.63	100	21	Peak	Horizontal	

CH 165 (Vertical) Peak

TÜV Rheinland Taiwan Ltd.
No. 458-18, Sec 2, Fenliao., Linkou Dist., New Taipei City 244, Taiwan(R.O.C.)
Tel:+886-2172-1000 Fax:+886-2172-1322

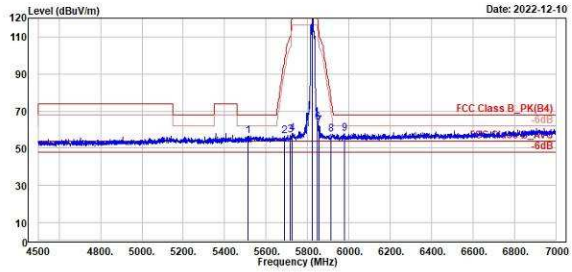

		Freq	Level	Read Level	Factor	Limit Line	Over Limit	APos	TPos	Remark	Pol/Phase	Note
		MHz	dBuV/m	dBuV	dB/m	dBuV/m	dB	cm	deg			
1		5511.50	56.69	13.63	43.06	68.20	-11.51	105	76	Peak	Vertical	
2		5689.00	56.55	13.34	43.21	97.09	-40.54	105	76	Peak	Vertical	
3		5716.00	57.05	13.76	43.29	109.68	-52.63	105	76	Peak	Vertical	
4		5725.00	57.82	14.48	43.34	122.20	-64.38	105	76	Peak	Vertical	
5	!	5825.00	120.56	76.89	43.67	122.20	-1.64	105	76	Peak	Vertical	
6		5850.00	64.06	20.32	43.74	122.20	-58.14	105	76	Peak	Vertical	
7		5856.00	62.10	18.35	43.75	110.52	-48.42	105	76	Peak	Vertical	
8		5915.50	57.40	13.54	43.86	75.21	-17.81	105	76	Peak	Vertical	
9		5979.00	57.86	13.96	43.90	68.20	-10.34	105	76	Peak	Vertical	

802.11ax HE40

CH 151 (Horizontal) Peak

TUV Rheinland Taiwan Ltd.
No. 458-18, Sec 2, Fenliao., Linkou Dist., New Taipei City 244, Taiwan(R.O.C.)
Tel:+886-2172-1000 Fax:+886-2172-1322

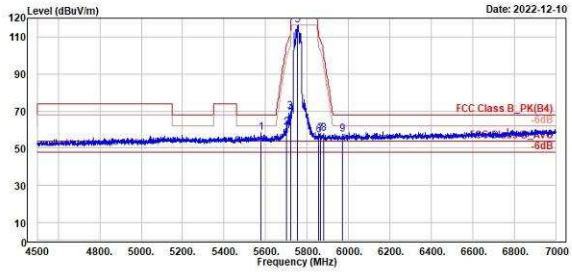

		Freq	Level	Read Level	Factor	Limit Line	Over Limit	APos	TPos	Remark	Pol/Phase	Note
		MHz	dBuV/m	dBuV	dB/m	dBuV/m	dB	cm	deg			
1		5580.00	58.27	14.95	43.32	68.20	-9.93	301	20	Peak	Horizontal	
2		5700.00	61.30	18.08	43.22	105.20	-43.90	301	20	Peak	Horizontal	
3		5719.50	69.75	26.48	43.27	110.66	-40.91	301	20	Peak	Horizontal	
4		5720.50	68.31	25.04	43.27	111.94	-43.63	301	20	Peak	Horizontal	
5	!	5755.00	116.56	73.19	43.37	122.20	-5.64	301	20	Peak	Horizontal	
6		5854.50	57.12	13.56	43.56	111.94	-54.82	301	20	Peak	Horizontal	
7		5866.00	58.10	14.49	43.61	107.72	-49.62	301	20	Peak	Horizontal	
8		5880.50	58.03	14.35	43.68	101.11	-43.08	301	20	Peak	Horizontal	
9		5970.00	57.70	13.76	43.94	68.20	-10.50	301	20	Peak	Horizontal	

CH 151 (Vertical) Peak

TUV Rheinland Taiwan Ltd.
No. 458-18, Sec 2, Fenliao., Linkou Dist., New Taipei City 244, Taiwan(R.O.C.)
Tel:+886-2172-1000 Fax:+886-2172-1322

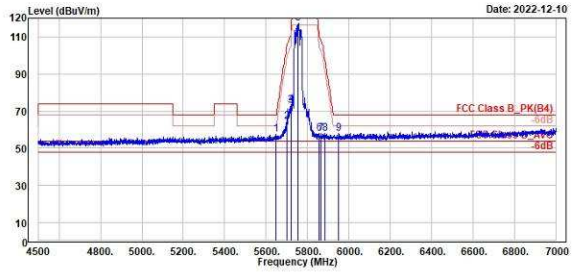

		Freq	Level	Read Level	Factor	Limit Line	Over Limit	APos	TPos	Remark	Pol/Phase	Note
		MHz	dBuV/m	dBuV	dB/m	dBuV/m	dB	cm	deg			
1		5647.50	57.41	14.24	43.17	68.20	-10.79	258	75	Peak	Vertical	
2		5699.50	64.48	21.26	43.22	104.83	-40.35	258	75	Peak	Vertical	
3		5719.50	73.16	29.85	43.31	110.66	-37.50	258	75	Peak	Vertical	
4		5722.50	73.49	30.16	43.33	116.50	-43.01	258	75	Peak	Vertical	
5	!	5755.00	117.19	73.72	43.47	122.20	-5.01	258	75	Peak	Vertical	
6		5855.00	57.80	14.05	43.75	110.80	-53.00	258	75	Peak	Vertical	
7		5864.50	57.86	14.08	43.78	108.14	-50.28	258	75	Peak	Vertical	
8		5884.00	58.01	14.17	43.84	98.52	-40.51	258	75	Peak	Vertical	
9		5950.50	57.79	13.97	43.82	68.20	-10.41	258	75	Peak	Vertical	

802.11ax HE40

CH 159 (Horizontal) Peak

TÜV Rheinland Taiwan Ltd.
No. 458-18, Sec 2, Fenliao., Linkou Dist., New Taipei City 244, Taiwan(R.O.C.)
Tel:+886-2172-1000 Fax:+886-2172-1322

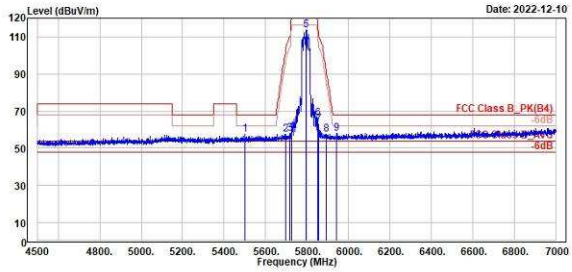

	Freq	Level	Read Level	Factor	Limit Line	Over Limit	APos	TPos	Remark	Pol/Phase	Note
	MHz	dBuV/m	dBuV	dB/m	dBuV/m	dB	cm	deg			
1	5501.00	57.46	14.20	43.26	68.20	-10.74	100	68	Peak	Horizontal	
2	5697.00	57.65	14.45	43.20	102.99	-45.34	100	68	Peak	Horizontal	
3	5718.00	57.72	14.45	43.27	110.24	-52.52	100	68	Peak	Horizontal	
4	5725.00	58.68	15.39	43.29	122.20	-63.52	100	68	Peak	Horizontal	
5	5795.00	113.72	70.24	43.48	122.20	-8.48	100	68	Peak	Horizontal	
6	5851.50	66.03	22.48	43.55	118.78	-52.75	100	68	Peak	Horizontal	
7	5857.00	62.83	19.26	43.57	110.24	-47.41	100	68	Peak	Horizontal	
8	5892.50	57.60	13.86	43.74	92.21	-34.61	100	68	Peak	Horizontal	
9	5942.00	58.14	14.25	43.89	68.20	-10.06	100	68	Peak	Horizontal	

CH 159 (Vertical) Peak

TÜV Rheinland Taiwan Ltd.
No. 458-18, Sec 2, Fenliao., Linkou Dist., New Taipei City 244, Taiwan(R.O.C.)
Tel:+886-2172-1000 Fax:+886-2172-1322

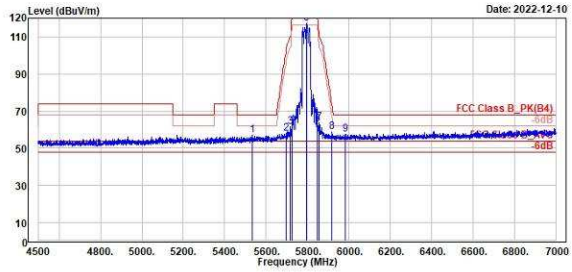

	Freq	Level	Read Level	Factor	Limit Line	Over Limit	APos	TPos	Remark	Pol/Phase	Note
	MHz	dBuV/m	dBuV	dB/m	dBuV/m	dB	cm	deg			
1	5533.00	56.82	13.74	43.08	68.20	-11.38	100	74	Peak	Vertical	
2	5697.50	58.10	14.89	43.21	103.36	-45.26	100	74	Peak	Vertical	
3	5717.50	61.40	18.10	43.30	110.10	-48.70	100	74	Peak	Vertical	
4	5725.00	62.50	19.16	43.34	122.20	-59.70	100	74	Peak	Vertical	
5 !	5795.00	117.23	73.65	43.58	122.20	-4.97	100	74	Peak	Vertical	
6	5850.00	62.88	19.14	43.74	122.20	-59.32	100	74	Peak	Vertical	
7	5857.00	63.85	20.10	43.75	110.24	-46.39	100	74	Peak	Vertical	
8	5918.50	58.82	14.97	43.85	72.99	-14.17	100	74	Peak	Vertical	
9	5984.50	57.36	13.44	43.92	68.20	-10.84	100	74	Peak	Vertical	

802.11ax HE80

CH 155 (Horizontal) Peak

TÜV Rheinland Taiwan Ltd.
No. 458-18, Sec 2, Fenliao., Linkou Dist., New Taipei City 244, Taiwan(R.O.C.)
Tel:+886-2172-1000 Fax:+886-2172-1322

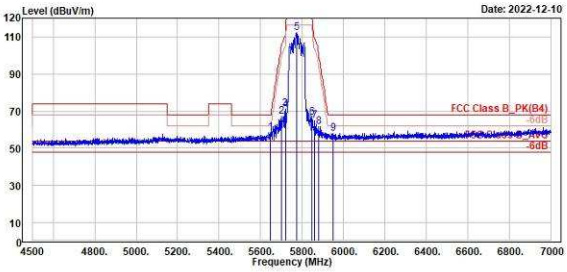

	Freq	Level	Read Level	Factor	Limit Line	Over Limit	APos	TPos	Remark	Pol/Phase	Note
	MHz	dBuV/m	dBuV	dB/m	dBuV/m	dB	cm	deg			
1	5648.50	58.51	15.42	43.09	68.20	-9.69	100	117	Peak	Horizontal	
2	5700.00	67.12	23.90	43.22	105.20	-38.08	100	117	Peak	Horizontal	
3	5719.50	71.31	28.04	43.27	110.66	-39.35	100	117	Peak	Horizontal	
4	5720.00	70.73	27.46	43.27	110.80	-40.07	100	117	Peak	Horizontal	
5	5775.00	112.27	68.84	43.43	122.20	-9.93	100	117	Peak	Horizontal	
6	5850.00	66.46	22.92	43.54	122.20	-55.74	100	117	Peak	Horizontal	
7	5860.50	64.61	21.02	43.59	109.26	-44.65	100	117	Peak	Horizontal	
8	5880.50	61.75	18.07	43.68	101.11	-39.36	100	117	Peak	Horizontal	
9	5948.50	57.87	13.95	43.92	68.20	-10.33	100	117	Peak	Horizontal	

CH 155 (Vertical) Peak

TÜV Rheinland Taiwan Ltd.
No. 458-18, Sec 2, Fenliao., Linkou Dist., New Taipei City 244, Taiwan(R.O.C.)
Tel:+886-2172-1000 Fax:+886-2172-1322

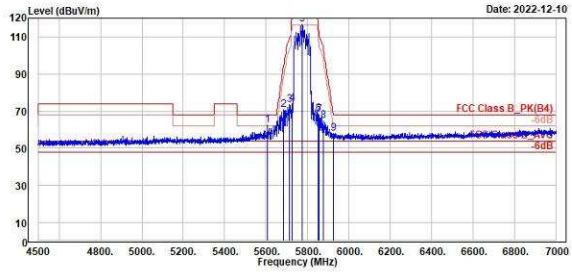

	Freq	Level	Read Level	Factor	Limit Line	Over Limit	APos	TPos	Remark	Pol/Phase	Note
	MHz	dBuV/m	dBuV	dB/m	dBuV/m	dB	cm	deg			
1 !	5605.50	62.39	19.25	43.14	68.20	-5.81	100	78	Peak	Vertical	
2	5686.50	70.53	27.32	43.21	95.24	-24.71	100	78	Peak	Vertical	
3	5714.50	73.28	29.99	43.29	109.26	-35.98	100	78	Peak	Vertical	
4	5725.00	73.99	30.65	43.34	122.20	-48.21	100	78	Peak	Vertical	
5 !	5775.00	116.61	73.08	43.53	122.20	-5.59	100	78	Peak	Vertical	
6	5854.00	68.42	24.67	43.75	113.08	-44.66	100	78	Peak	Vertical	
7	5857.50	67.90	24.15	43.75	110.10	-42.20	100	78	Peak	Vertical	
8	5877.00	64.67	20.86	43.81	103.71	-39.04	100	78	Peak	Vertical	
9	5927.00	58.05	14.20	43.85	68.20	-10.15	100	78	Peak	Vertical	

Spurious Emissions, Tx Mode, 9kHz ~ 30MHz

U-NII-2A

802.11a

CH 52 (9kHz ~ 150kHz)

TÜV Rheinland Taiwan Ltd.
No. 458-18, Sec 2, Fenliao., Linkou Dist., New Taipei City 244, Taiwan(R.O.C.)
Tel:+886-2172-1000 Fax:+886-2172-1322

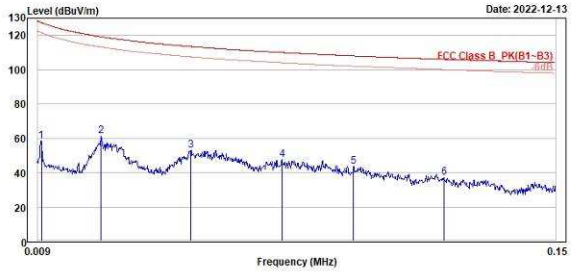

	Freq	Level	Read Level	Factor	Limit Line	Over Limit	APos	TPos	Remark	Pol/Phase	Note
	MHz	dBuV/m	dBuV	dB/m	dBuV/m	dB	cm	deg			
1	0.01	58.43	40.72	17.71	127.60	-69.17	100	224	QP	Open	
2	0.03	61.43	42.25	19.18	119.18	-57.75	100	260	QP	Open	
3	0.05	52.93	33.63	19.30	113.51	-60.58	100	237	QP	Open	
4	0.08	47.43	28.68	18.75	110.03	-62.60	100	237	QP	Open	
5	0.10	43.53	25.20	18.33	108.04	-64.51	100	243	QP	Open	
6	0.12	37.22	18.93	18.29	106.04	-68.82	100	241	QP	Open	

CH 52 (150kHz ~ 30MHz)

TÜV Rheinland Taiwan Ltd.
No. 458-18, Sec 2, Fenliao., Linkou Dist., New Taipei City 244, Taiwan(R.O.C.)
Tel:+886-2172-1000 Fax:+886-2172-1322

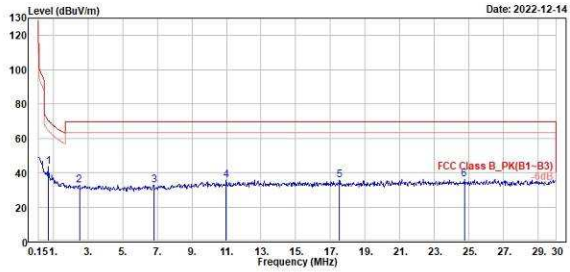

	Freq	Level	Read Level	Factor	Limit Line	Over Limit	APos	TPos	Remark	Pol/Phase	Note
	MHz	dBuV/m	dBuV	dB/m	dBuV/m	dB	cm	deg			
1	0.72	43.44	24.37	19.07	70.41	-26.97	100	218	QP	Open	
2	2.51	32.44	13.00	19.44	69.50	-37.06	100	239	QP	Open	
3	6.81	32.70	12.64	20.06	69.50	-36.80	100	360	QP	Open	
4	10.99	35.83	14.36	21.47	69.50	-33.67	100	194	QP	Open	
5	17.52	35.68	13.78	21.90	69.50	-33.82	100	166	QP	Open	
6	24.72	36.32	14.08	22.24	69.50	-33.18	100	260	QP	Open	

Spurious Emissions, Tx Mode, 30MHz ~ 1GHz

U-NII-2A

802.11a

CH 52 (Horizontal)

TUV Rheinland Taiwan Ltd.
No. 458-18, Sec 2, Fenliao., Linkou Dist., New Taipei City 244, Taiwan(R.O.C.)
Tel:+886-2172-1000 Fax:+886-2172-1322

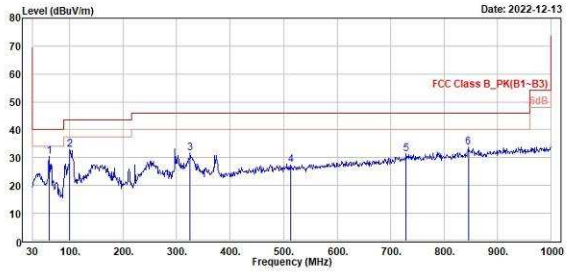

	Freq	Level	Read Level	Factor	Limit Line	Over Limit	APos	TPos	Remark	Pol/Phase	Note
	MHz	dBuV/m	dBuV	dB/m	dBuV/m	dB	cm	deg			
1	62.01	30.53	38.09	-7.56	40.00	-9.47	200	187	QP	Horizontal	
2	99.84	32.76	43.86	-11.10	43.50	-10.74	100	224	QP	Horizontal	
3	324.88	31.67	35.82	-4.15	46.00	-14.33	100	223	QP	Horizontal	
4	514.03	27.51	28.80	-1.29	46.00	-18.49	200	190	QP	Horizontal	
5	729.37	31.45	29.38	2.07	46.00	-14.55	200	265	QP	Horizontal	
6	845.77	33.83	29.80	4.03	46.00	-12.17	300	217	QP	Horizontal	

CH 52 (Vertical)

TUV Rheinland Taiwan Ltd.
No. 458-18, Sec 2, Fenliao., Linkou Dist., New Taipei City 244, Taiwan(R.O.C.)
Tel:+886-2172-1000 Fax:+886-2172-1322

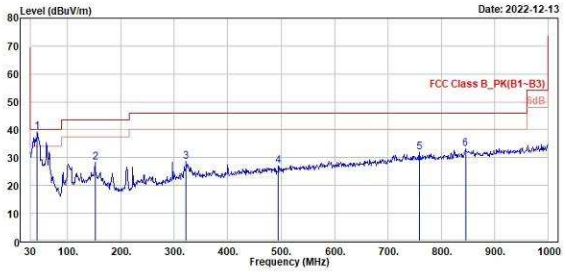

	Freq	Level	Read Level	Factor	Limit Line	Over Limit	APos	TPos	Remark	Pol/Phase	Note
	MHz	dBuV/m	dBuV	dB/m	dBuV/m	dB	cm	deg			
1 !	42.61	39.18	44.99	-5.81	40.00	-0.82	100	210	QP	Vertical	
2	151.25	28.30	34.21	-5.91	43.50	-15.20	100	224	QP	Vertical	
3	321.97	28.54	32.74	-4.20	46.00	-17.46	200	169	QP	Vertical	
4	494.63	27.01	28.74	-1.73	46.00	-18.99	128	360	QP	Vertical	
5	759.44	31.98	29.11	2.87	46.00	-14.02	200	184	QP	Vertical	
6	845.77	33.13	29.10	4.03	46.00	-12.87	200	38	QP	Vertical	

Spurious Emissions, Tx Mode, 1GHz ~ 40GHz

U-NII-1

802.11a

CH 36 (Horizontal)

TÜV Rheinland Taiwan Ltd.
No. 458-18, Sec 2, Fenliao., Linkou Dist., New Taipei City 244, Taiwan(R.O.C.)
Tel:+886-2172-1000 Fax:+886-2172-1322

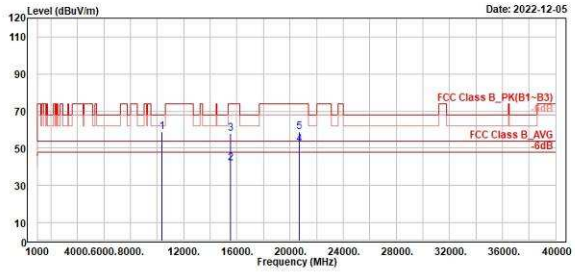

		Freq	Level	Read Level	Factor	Limit Line	Over Limit	APos	TPos	Remark	Pol/Phase	Note
		MHz	dBuV/m	dBuV	dB/m	dBuV/m	dB	cm	deg			
1		10360.00	58.73	61.30	-2.57	68.20	-9.47	400	106	Peak	Horizontal	
2		15540.00	41.77	36.51	5.26	54.00	-12.23	102	296	Average	Horizontal	
3		15540.00	57.79	52.53	5.26	74.00	-16.21	102	296	Peak	Horizontal	
4	!	20720.00	51.89	50.27	1.62	54.00	-2.11	400	50	Average	Horizontal	
5		20720.00	58.69	57.07	1.62	74.00	-15.31	400	50	Peak	Horizontal	

CH 36 (Vertical)

TÜV Rheinland Taiwan Ltd.
No. 458-18, Sec 2, Fenliao., Linkou Dist., New Taipei City 244, Taiwan(R.O.C.)
Tel:+886-2172-1000 Fax:+886-2172-1322

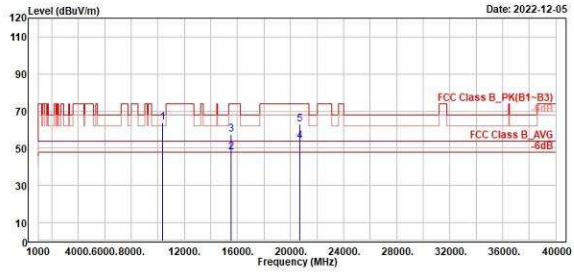

		Freq	Level	Read Level	Factor	Limit Line	Over Limit	APos	TPos	Remark	Pol/Phase	Note
		MHz	dBuV/m	dBuV	dB/m	dBuV/m	dB	cm	deg			
1	!	10360.00	63.78	66.41	-2.63	68.20	-4.42	200	50	Peak	Vertical	
2		15540.00	47.80	42.52	5.28	54.00	-6.20	246	117	Average	Vertical	
3		15540.00	57.28	52.00	5.28	74.00	-16.72	246	117	Peak	Vertical	
4	!	20720.00	53.93	52.31	1.62	54.00	-0.07	200	153	Average	Vertical	
5		20720.00	63.16	61.54	1.62	74.00	-10.84	200	153	Peak	Vertical	

802.11a

CH 40 (Horizontal)

TUV Rheinland Taiwan Ltd.
No. 458-18, Sec 2, Fenliao., Linkou Dist., New Taipei City 244, Taiwan(R.O.C.)
Tel:+886-2172-1000 Fax:+886-2172-1322

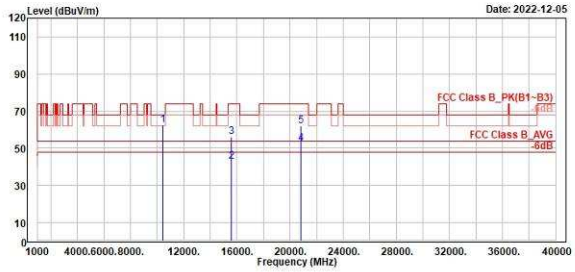

	Freq	Level	Read Level	Factor	Limit Line	Over Limit	APos	TPos	Remark	Pol/Phase	Note
	MHz	dBuV/m	dBuV	dB/m	dBuV/m	dB	cm	deg			
1 !	10400.00	62.52	64.97	-2.45	68.20	-5.68	400	104	Peak	Horizontal	
2	15600.00	42.85	37.56	5.29	54.00	-11.15	102	295	Average	Horizontal	
3	15600.00	56.34	51.05	5.29	74.00	-17.66	102	295	Peak	Horizontal	
4 !	20800.00	52.64	50.84	1.80	54.00	-1.36	400	41	Average	Horizontal	
5	20800.00	62.09	60.29	1.80	74.00	-11.91	400	41	Peak	Horizontal	

CH 40 (Vertical)

TUV Rheinland Taiwan Ltd.
No. 458-18, Sec 2, Fenliao., Linkou Dist., New Taipei City 244, Taiwan(R.O.C.)
Tel:+886-2172-1000 Fax:+886-2172-1322

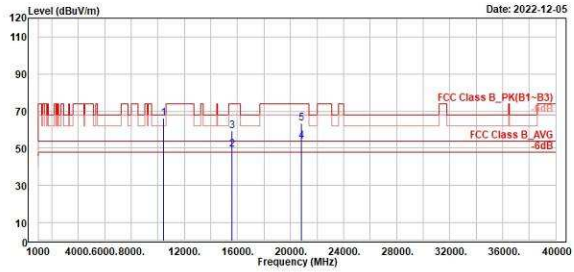

	Freq	Level	Read Level	Factor	Limit Line	Over Limit	APos	TPos	Remark	Pol/Phase	Note
	MHz	dBuV/m	dBuV	dB/m	dBuV/m	dB	cm	deg			
1 !	10400.00	66.11	68.66	-2.55	68.20	-2.09	200	37	Peak	Vertical	
2 !	15600.00	49.24	43.75	5.49	54.00	-4.76	248	118	Average	Vertical	
3	15600.00	59.27	53.78	5.49	74.00	-14.73	248	118	Peak	Vertical	
4 !	20800.00	53.75	51.95	1.80	54.00	-0.25	185	133	Average	Vertical	
5	20800.00	63.48	61.68	1.80	74.00	-10.52	185	133	Peak	Vertical	

802.11a

CH 48 (Horizontal)

TUV Rheinland Taiwan Ltd.
No. 458-18, Sec 2, Fenliao., Linkou Dist., New Taipei City 244, Taiwan(R.O.C.)
Tel:+886-2172-1000 Fax:+886-2172-1322

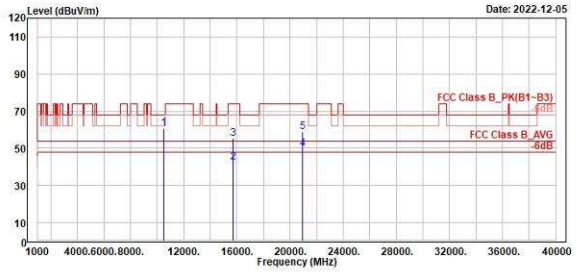

		Freq	Level	Read Level	Factor	Limit Line	Over Limit	APos	TPos	Remark	Pol/Phase	Note
		MHz	dBuV/m	dBuV	dB/m	dBuV/m	dB	cm	deg			
1		10480.00	60.71	63.09	-2.38	68.20	-7.49	400	117	Peak	Horizontal	
2		15720.00	42.46	36.76	5.70	54.00	-11.54	100	295	Average	Horizontal	
3		15720.00	55.18	49.48	5.70	74.00	-18.82	100	295	Peak	Horizontal	
4	!	20960.00	49.59	47.42	2.17	54.00	-4.41	321	360	Average	Horizontal	
5		20960.00	59.01	56.84	2.17	74.00	-14.99	321	360	Peak	Horizontal	

CH 48 (Vertical)

TUV Rheinland Taiwan Ltd.
No. 458-18, Sec 2, Fenliao., Linkou Dist., New Taipei City 244, Taiwan(R.O.C.)
Tel:+886-2172-1000 Fax:+886-2172-1322

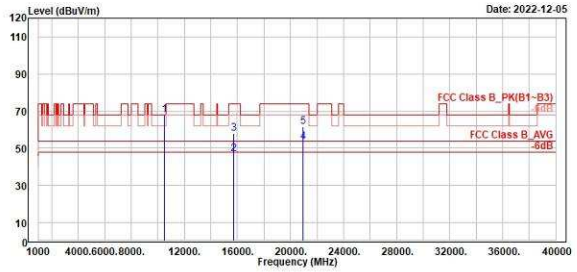

		Freq	Level	Read Level	Factor	Limit Line	Over Limit	APos	TPos	Remark	Pol/Phase	Note
		MHz	dBuV/m	dBuV	dB/m	dBuV/m	dB	cm	deg			
1	!	10480.00	67.86	70.26	-2.40	68.20	-0.34	300	139	Peak	Vertical	
2		15720.00	46.95	41.25	5.70	54.00	-7.05	233	110	Average	Vertical	
3		15720.00	57.99	52.29	5.70	74.00	-16.01	233	110	Peak	Vertical	
4	!	20960.00	53.49	51.32	2.17	54.00	-0.51	400	139	Average	Vertical	
5		20960.00	61.52	59.35	2.17	74.00	-12.48	400	139	Peak	Vertical	

802.11ax HE20

CH 36 (Horizontal)

TUV Rheinland Taiwan Ltd.
No. 458-18, Sec 2, Fenliao., Linkou Dist., New Taipei City 244, Taiwan(R.O.C.)
Tel:+886-2172-1000 Fax:+886-2172-1322

TÜVRheinland

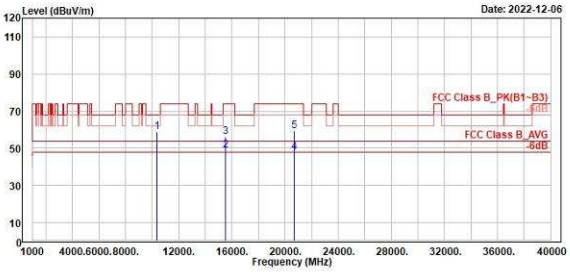

	Freq	Level	Read Level	Factor	Limit Line	Over Limit	APos	TPos	Remark	Pol/Phase	Note
	MHz	dBuV/m	dBuV	dB/m	dBuV/m	dB	cm	deg			
1	10360.00	59.05	61.62	-2.57	68.20	-9.15	300	117	Peak	Horizontal	
2 !	15540.00	48.69	43.43	5.26	54.00	-5.31	400	58	Average	Horizontal	
3	15540.00	56.16	50.90	5.26	74.00	-17.84	400	58	Peak	Horizontal	
4 !	20720.00	48.06	46.44	1.62	54.00	-5.94	300	104	Average	Horizontal	
5	20720.00	59.21	57.59	1.62	74.00	-14.79	300	104	Peak	Horizontal	

CH 36 (Vertical)

TUV Rheinland Taiwan Ltd.
No. 458-18, Sec 2, Fenliao., Linkou Dist., New Taipei City 244, Taiwan(R.O.C.)
Tel:+886-2172-1000 Fax:+886-2172-1322

TÜVRheinland

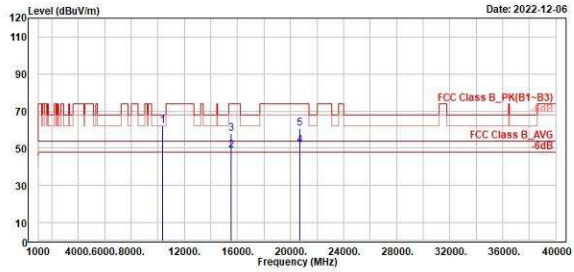

	Freq	Level	Read Level	Factor	Limit Line	Over Limit	APos	TPos	Remark	Pol/Phase	Note
	MHz	dBuV/m	dBuV	dB/m	dBuV/m	dB	cm	deg			
1	10360.00	62.14	64.77	-2.63	68.20	-6.06	400	117	Peak	Vertical	
2 !	15540.00	48.70	43.42	5.28	54.00	-5.30	100	119	Average	Vertical	
3	15540.00	57.92	52.64	5.28	74.00	-16.08	100	119	Peak	Vertical	
4 !	20720.00	51.54	49.92	1.62	54.00	-2.46	202	132	Average	Vertical	
5	20720.00	60.57	58.95	1.62	74.00	-13.43	202	132	Peak	Vertical	

802.11ax HE20

CH 40 (Horizontal)

TUV Rheinland Taiwan Ltd.
No. 458-18, Sec 2, Fenliao., Linkou Dist., New Taipei City 244, Taiwan(R.O.C.)
Tel:+886-2172-1000 Fax:+886-2172-1322

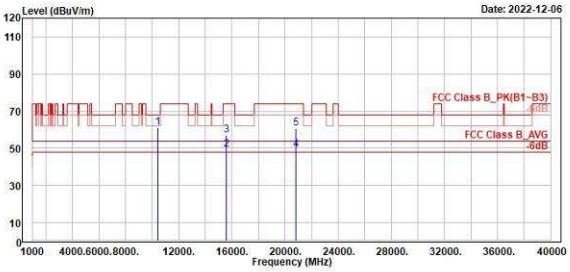

	Freq	Level	Read Level	Factor	Limit Line	Over Limit	APos	TPos	Remark	Pol/Phase	Note
	MHz	dBuV/m	dBuV	dB/m	dBuV/m	dB	cm	deg			
1	10400.00	61.02	63.47	-2.45	68.20	-7.18	400	116	Peak	Horizontal	
2 !	15600.00	49.31	44.02	5.29	54.00	-4.69	400	46	Average	Horizontal	
3	15600.00	57.17	51.88	5.29	74.00	-16.83	400	46	Peak	Horizontal	
4 !	20800.00	49.50	47.70	1.80	54.00	-4.50	400	92	Average	Horizontal	
5	20800.00	60.80	59.00	1.80	74.00	-13.20	400	92	Peak	Horizontal	

CH 40 (Vertical)

TUV Rheinland Taiwan Ltd.
No. 458-18, Sec 2, Fenliao., Linkou Dist., New Taipei City 244, Taiwan(R.O.C.)
Tel:+886-2172-1000 Fax:+886-2172-1322

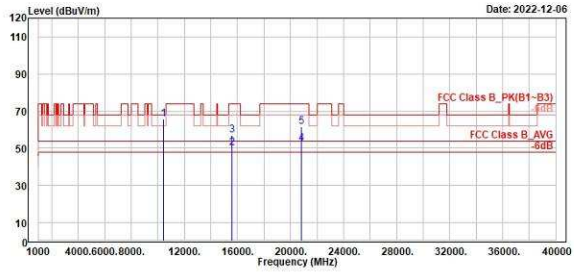

	Freq	Level	Read Level	Factor	Limit Line	Over Limit	APos	TPos	Remark	Pol/Phase	Note
	MHz	dBuV/m	dBuV	dB/m	dBuV/m	dB	cm	deg			
1 !	10400.00	65.66	68.21	-2.55	68.20	-2.54	400	128	Peak	Vertical	
2 !	15600.00	50.17	44.68	5.49	54.00	-3.83	400	109	Average	Vertical	
3	15600.00	57.19	51.70	5.49	74.00	-16.81	400	109	Peak	Vertical	
4 !	20800.00	52.42	50.62	1.80	54.00	-1.58	200	146	Average	Vertical	
5	20800.00	61.53	59.73	1.80	74.00	-12.47	200	146	Peak	Vertical	

802.11ax HE20

CH 48 (Horizontal)

TUV Rheinland Taiwan Ltd.
No. 458-18, Sec 2, Fenliao., Linkou Dist., New Taipei City 244, Taiwan(R.O.C.)
Tel:+886-2172-1000 Fax:+886-2172-1322

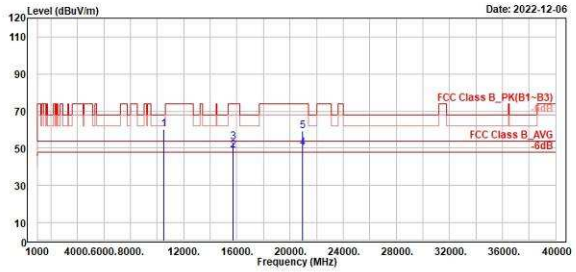

		Freq	Level	Read Level	Factor	Limit Line	Over Limit	APos	TPos	Remark	Pol/Phase	Note
		MHz	dBuV/m	dBuV	dB/m	dBuV/m	dB	cm	deg			
1		10480.00	60.38	62.76	-2.38	68.20	-7.82	400	122	Peak	Horizontal	
2	!	15720.00	48.60	42.90	5.70	54.00	-5.40	400	102	Average	Horizontal	
3		15720.00	53.54	47.84	5.70	74.00	-20.46	400	102	Peak	Horizontal	
4	!	20960.00	50.41	48.24	2.17	54.00	-3.59	300	99	Average	Horizontal	
5		20960.00	59.41	57.24	2.17	74.00	-14.59	300	99	Peak	Horizontal	

CH 48 (Vertical)

TUV Rheinland Taiwan Ltd.
No. 458-18, Sec 2, Fenliao., Linkou Dist., New Taipei City 244, Taiwan(R.O.C.)
Tel:+886-2172-1000 Fax:+886-2172-1322

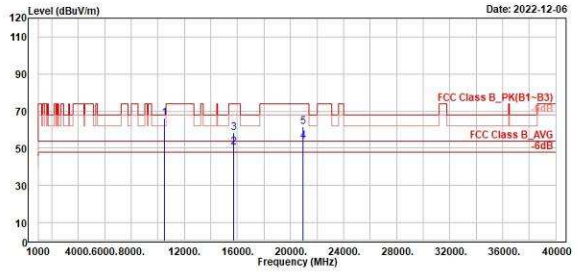

		Freq	Level	Read Level	Factor	Limit Line	Over Limit	APos	TPos	Remark	Pol/Phase	Note
		MHz	dBuV/m	dBuV	dB/m	dBuV/m	dB	cm	deg			
1	!	10480.00	66.29	68.69	-2.40	68.20	-1.91	400	224	Peak	Vertical	
2	!	15720.00	50.56	44.86	5.70	54.00	-3.44	400	130	Average	Vertical	
3		15720.00	58.52	52.82	5.70	74.00	-15.48	400	130	Peak	Vertical	
4	!	20960.00	53.65	51.48	2.17	54.00	-0.35	400	154	Average	Vertical	
5		20960.00	61.43	59.26	2.17	74.00	-12.57	400	154	Peak	Vertical	

802.11ax HE40

CH 38 (Horizontal)

TUV Rheinland Taiwan Ltd.
No. 458-18, Sec 2, Fenliao., Linkou Dist., New Taipei City 244, Taiwan(R.O.C.)
Tel:+886-2172-1000 Fax:+886-2172-1322

TÜVRheinland

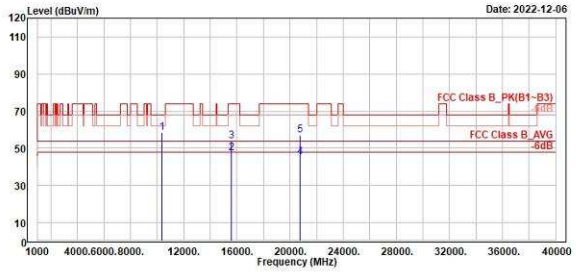

	Freq	Level	Read Level	Factor	Limit Line	Over Limit	APos	TPos	Remark	Pol/Phase	Note
	MHz	dBuV/m	dBuV	dB/m	dBuV/m	dB	cm	deg			
1	10380.00	58.38	60.88	-2.50	68.20	-9.82	400	116	Peak	Horizontal	
2	15570.00	47.54	42.26	5.28	54.00	-6.46	400	128	Average	Horizontal	
3	15570.00	53.78	48.50	5.28	74.00	-20.22	400	128	Peak	Horizontal	
4	20760.00	45.39	43.68	1.71	54.00	-8.61	300	348	Average	Horizontal	
5	20760.00	56.86	55.15	1.71	74.00	-17.14	300	348	Peak	Horizontal	

CH 38 (Vertical)

TUV Rheinland Taiwan Ltd.
No. 458-18, Sec 2, Fenliao., Linkou Dist., New Taipei City 244, Taiwan(R.O.C.)
Tel:+886-2172-1000 Fax:+886-2172-1322

TÜVRheinland

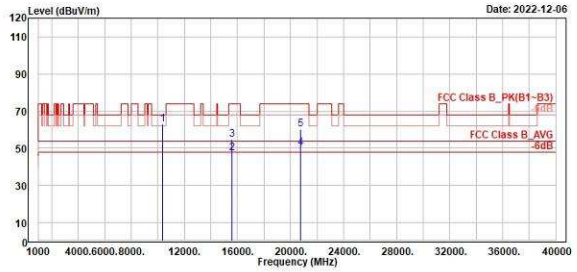

	Freq	Level	Read Level	Factor	Limit Line	Over Limit	APos	TPos	Remark	Pol/Phase	Note
	MHz	dBuV/m	dBuV	dB/m	dBuV/m	dB	cm	deg			
1 !	10380.00	63.14	65.72	-2.58	68.20	-5.06	300	147	Peak	Vertical	
2	15570.00	47.58	42.19	5.39	54.00	-6.42	400	129	Average	Vertical	
3	15570.00	54.59	49.20	5.39	74.00	-19.41	400	129	Peak	Vertical	
4 !	20760.00	50.40	48.69	1.71	54.00	-3.60	400	146	Average	Vertical	
5	20760.00	60.27	58.56	1.71	74.00	-13.73	400	146	Peak	Vertical	

802.11ax HE40

CH 46 (Horizontal)

TÜV Rheinland Taiwan Ltd.
No. 458-18, Sec 2, Fenliao., Linkou Dist., New Taipei City 244, Taiwan(R.O.C.)
Tel:+886-2172-1000 Fax:+886-2172-1322

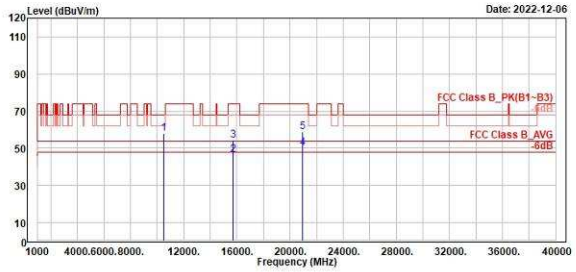

	Freq	Level	Read Level	Factor	Limit Line	Over Limit	APos	TPos	Remark	Pol/Phase	Note
	MHz	dBuV/m	dBuV	dB/m	dBuV/m	dB	cm	deg			
1	10460.00	57.90	60.30	-2.40	68.20	-10.30	400	112	Peak	Horizontal	
2	15690.00	46.52	40.90	5.62	54.00	-7.48	400	49	Average	Horizontal	
3	15690.00	54.21	48.59	5.62	74.00	-19.79	400	49	Peak	Horizontal	
4 !	20920.00	50.19	48.11	2.08	54.00	-3.81	400	47	Average	Horizontal	
5	20920.00	59.05	56.97	2.08	74.00	-14.95	400	47	Peak	Horizontal	

CH 46 (Vertical)

TÜV Rheinland Taiwan Ltd.
No. 458-18, Sec 2, Fenliao., Linkou Dist., New Taipei City 244, Taiwan(R.O.C.)
Tel:+886-2172-1000 Fax:+886-2172-1322

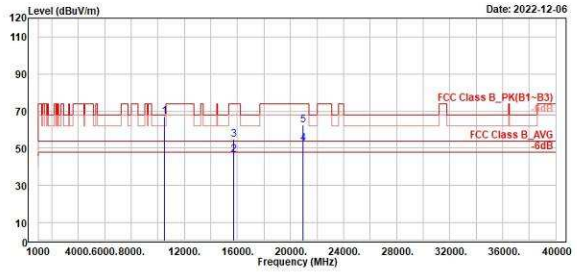

	Freq	Level	Read Level	Factor	Limit Line	Over Limit	APos	TPos	Remark	Pol/Phase	Note
	MHz	dBuV/m	dBuV	dB/m	dBuV/m	dB	cm	deg			
1 !	10460.00	67.02	69.46	-2.44	68.20	-1.18	300	137	Peak	Vertical	
2	15690.00	46.48	40.84	5.64	54.00	-7.52	300	51	Average	Vertical	
3	15690.00	54.57	48.93	5.64	74.00	-19.43	300	51	Peak	Vertical	
4 !	20920.00	52.68	50.60	2.08	54.00	-1.32	400	140	Average	Vertical	
5	20920.00	62.52	60.44	2.08	74.00	-11.48	400	140	Peak	Vertical	

802.11ax HE80

CH 42 (Horizontal)

TUV Rheinland Taiwan Ltd.
No. 458-18, Sec 2, Fenliao., Linkou Dist., New Taipei City 244, Taiwan(R.O.C.)
Tel:+886-2172-1000 Fax:+886-2172-1322

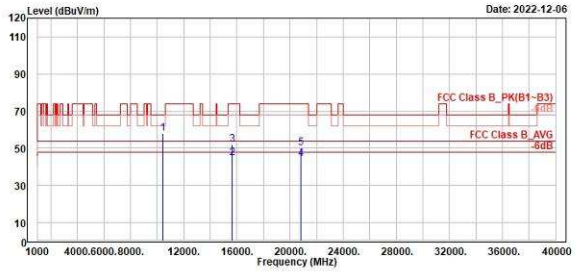

	Freq	Level	Read Level	Factor	Limit Line	Over Limit	APos	TPos	Remark	Pol/Phase	Note
	MHz	dBuV/m	dBuV	dB/m	dBuV/m	dB	cm	deg			
1	10420.00	58.11	60.55	-2.44	68.20	-10.09	400	118	Peak	Horizontal	
2	15630.00	44.79	39.39	5.40	54.00	-9.21	400	54	Average	Horizontal	
3	15630.00	52.23	46.83	5.40	74.00	-21.77	400	54	Peak	Horizontal	
4	20840.00	44.15	42.26	1.89	54.00	-9.85	300	42	Average	Horizontal	
5	20840.00	50.32	48.43	1.89	74.00	-23.68	300	42	Peak	Horizontal	

CH 42 (Vertical)

TUV Rheinland Taiwan Ltd.
No. 458-18, Sec 2, Fenliao., Linkou Dist., New Taipei City 244, Taiwan(R.O.C.)
Tel:+886-2172-1000 Fax:+886-2172-1322

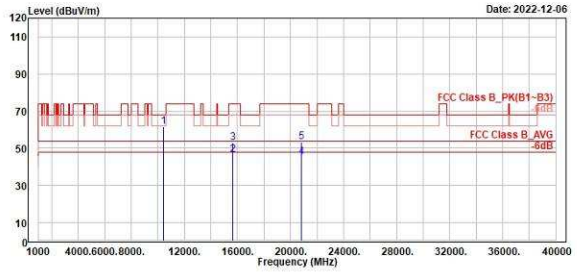

	Freq	Level	Read Level	Factor	Limit Line	Over Limit	APos	TPos	Remark	Pol/Phase	Note
	MHz	dBuV/m	dBuV	dB/m	dBuV/m	dB	cm	deg			
1	10420.00	61.42	63.94	-2.52	68.20	-6.78	300	149	Peak	Vertical	
2	15630.00	46.42	40.88	5.54	54.00	-7.58	400	128	Average	Vertical	
3	15630.00	52.84	47.30	5.54	74.00	-21.16	400	128	Peak	Vertical	
4	20840.00	45.21	43.32	1.89	54.00	-8.79	400	113	Average	Vertical	
5	20840.00	53.17	51.28	1.89	74.00	-20.83	400	113	Peak	Vertical	

U-NII-2A

802.11a

CH 52 (Horizontal)

TUV Rheinland Taiwan Ltd.
No. 458-18, Sec 2, Fenliao., Linkou Dist., New Taipei City 244, Taiwan(R.O.C.)
Tel:+886-2172-1000 Fax:+886-2172-1322

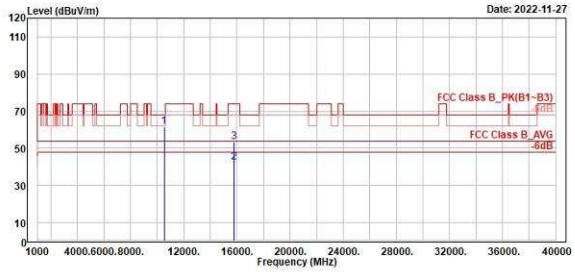

	Freq	Level	Read Level	Factor	Limit Line	Over Limit	APos	TPos	Remark	Pol/Phase	Note
	MHz	dBuV/m	dBuV	dB/m	dBuV/m	dB	cm	deg			
1	10520.00	61.69	63.99	-2.30	68.20	-6.51	400	119	Peak	Horizontal	
2	15780.00	42.22	36.36	5.86	54.00	-11.78	400	57	Average	Horizontal	
3	15780.00	53.54	47.68	5.86	74.00	-20.46	400	57	Peak	Horizontal	

CH 52 (Vertical)

TUV Rheinland Taiwan Ltd.
No. 458-18, Sec 2, Fenliao., Linkou Dist., New Taipei City 244, Taiwan(R.O.C.)
Tel:+886-2172-1000 Fax:+886-2172-1322

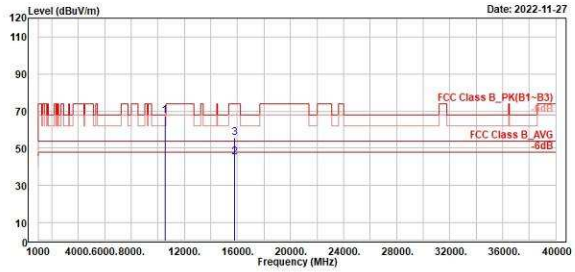

	Freq	Level	Read Level	Factor	Limit Line	Over Limit	APos	TPos	Remark	Pol/Phase	Note
	MHz	dBuV/m	dBuV	dB/m	dBuV/m	dB	cm	deg			
1 !	10520.00	67.47	69.79	-2.32	68.20	-0.73	300	131	Peak	Vertical	
2	15780.00	45.06	39.20	5.86	54.00	-8.94	248	109	Average	Vertical	
3	15780.00	55.62	49.76	5.86	74.00	-18.38	248	109	Peak	Vertical	

802.11a

CH 60 (Horizontal)

TUV Rheinland Taiwan Ltd.
No. 458-18, Sec 2, Fenliao., Linkou Dist., New Taipei City 244, Taiwan(R.O.C.)
Tel:+886-2172-1000 Fax:+886-2172-1322

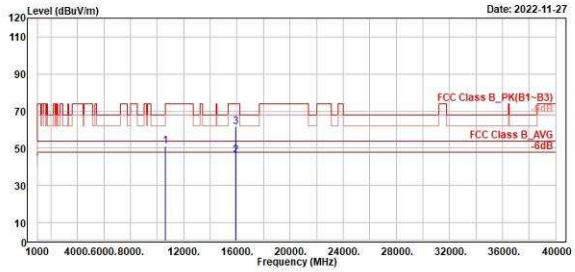

	Freq	Level	Read Level	Factor	Limit Line	Over Limit	APos	TPos	Remark	Pol/Phase	Note
	MHz	dBuV/m	dBuV	dB/m	dBuV/m	dB	cm	deg			
1	10600.00	51.24	53.30	-2.06	68.20	-16.96	100	296	Peak	Horizontal	
2	15900.00	45.95	39.98	5.97	54.00	-8.05	100	296	Average	Horizontal	
3	15900.00	61.81	55.84	5.97	74.00	-12.19	100	296	Peak	Horizontal	

CH 60 (Vertical)

TUV Rheinland Taiwan Ltd.
No. 458-18, Sec 2, Fenliao., Linkou Dist., New Taipei City 244, Taiwan(R.O.C.)
Tel:+886-2172-1000 Fax:+886-2172-1322

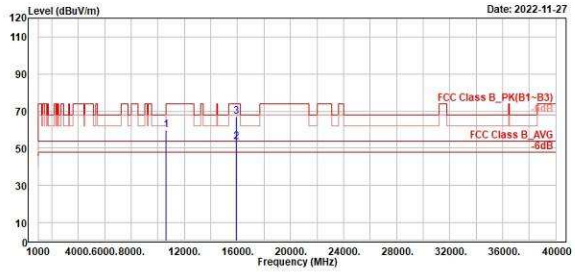

	Freq	Level	Read Level	Factor	Limit Line	Over Limit	APos	TPos	Remark	Pol/Phase	Note
	MHz	dBuV/m	dBuV	dB/m	dBuV/m	dB	cm	deg			
1	10600.00	59.98	62.14	-2.16	68.20	-8.22	398	123	Peak	Vertical	
2 !	15900.00	53.51	47.14	6.37	54.00	-0.49	398	123	Average	Vertical	
3	15900.00	66.90	60.53	6.37	74.00	-7.10	398	123	Peak	Vertical	

802.11a

CH 64 (Horizontal)

TÜV Rheinland Taiwan Ltd.
No. 458-18, Sec 2, Fenliao., Linkou Dist., New Taipei City 244, Taiwan(R.O.C.)
Tel:+886-2172-1000 Fax:+886-2172-1322

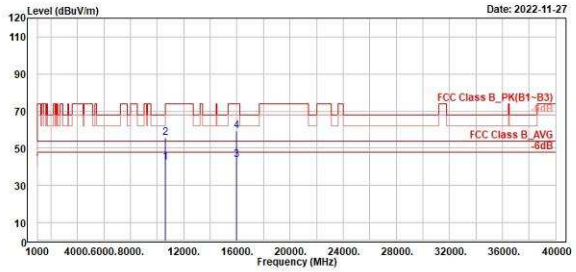

	Freq	Level	Read Level	Factor	Limit Line	Over Limit	APos	TPos	Remark	Pol/Phase	Note
	MHz	dBuV/m	dBuV	dB/m	dBuV/m	dB	cm	deg			
1	10640.00	42.53	44.54	-2.01	54.00	-11.47	104	91	Average	Horizontal	
2	10640.00	55.77	57.78	-2.01	74.00	-18.23	104	91	Peak	Horizontal	
3	15960.00	43.97	37.84	6.13	54.00	-10.03	100	295	Average	Horizontal	
4	15960.00	59.36	53.23	6.13	74.00	-14.64	100	295	Peak	Horizontal	

CH 64 (Vertical)

TÜV Rheinland Taiwan Ltd.
No. 458-18, Sec 2, Fenliao., Linkou Dist., New Taipei City 244, Taiwan(R.O.C.)
Tel:+886-2172-1000 Fax:+886-2172-1322

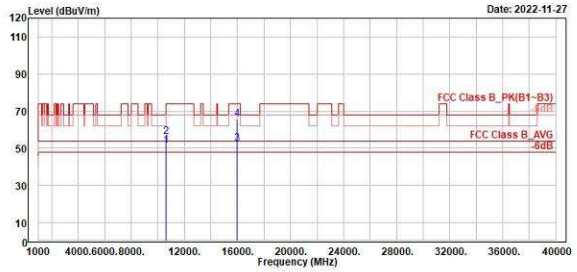

	Freq	Level	Read Level	Factor	Limit Line	Over Limit	APos	TPos	Remark	Pol/Phase	Note
	MHz	dBuV/m	dBuV	dB/m	dBuV/m	dB	cm	deg			
1 !	10640.00	51.60	53.63	-2.03	54.00	-2.40	100	65	Average	Vertical	
2	10640.00	56.03	58.06	-2.03	74.00	-17.97	100	65	Peak	Vertical	
3 !	15960.00	52.69	46.16	6.53	54.00	-1.31	390	127	Average	Vertical	
4	15960.00	65.90	59.37	6.53	74.00	-8.10	390	127	Peak	Vertical	

802.11ax HE20

CH 52 (Horizontal)

TUV Rheinland Taiwan Ltd.
No. 458-18, Sec 2, Fenliao., Linkou Dist., New Taipei City 244, Taiwan(R.O.C.)
Tel:+886-2172-1000 Fax:+886-2172-1322

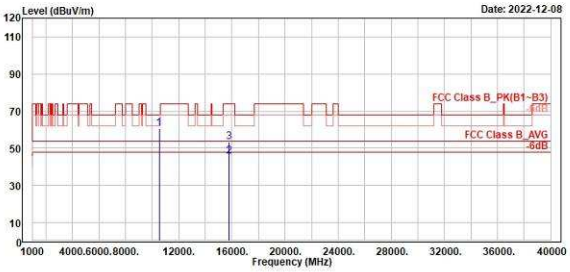

	Freq	Level	Read Level	Factor	Limit Line	Over Limit	APos	TPos	Remark	Pol/Phase	Note
	MHz	dBuV/m	dBuV	dB/m	dBuV/m	dB	cm	deg			
1	10520.00	60.73	63.03	-2.30	68.20	-7.47	400	116	Peak	Horizontal	
2	15780.00	45.82	39.96	5.86	54.00	-8.18	400	55	Average	Horizontal	
3	15780.00	53.30	47.44	5.86	74.00	-20.70	400	55	Peak	Horizontal	

CH 52 (Vertical)

TUV Rheinland Taiwan Ltd.
No. 458-18, Sec 2, Fenliao., Linkou Dist., New Taipei City 244, Taiwan(R.O.C.)
Tel:+886-2172-1000 Fax:+886-2172-1322

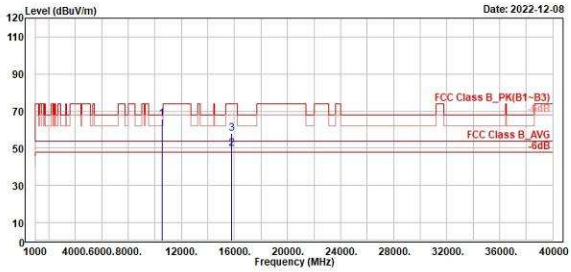

	Freq	Level	Read Level	Factor	Limit Line	Over Limit	APos	TPos	Remark	Pol/Phase	Note
	MHz	dBuV/m	dBuV	dB/m	dBuV/m	dB	cm	deg			
1 !	10520.00	65.88	68.20	-2.32	68.20	-2.32	300	142	Peak	Vertical	
2 !	15780.00	49.60	43.74	5.86	54.00	-4.40	300	121	Average	Vertical	
3	15780.00	57.91	52.05	5.86	74.00	-16.09	300	121	Peak	Vertical	

802.11ax HE20

CH 60 (Horizontal)

TUV Rheinland Taiwan Ltd.
No. 458-18, Sec 2, Fenliao., Linkou Dist., New Taipei City 244, Taiwan(R.O.C.)
Tel:+886-2172-1000 Fax:+886-2172-1322

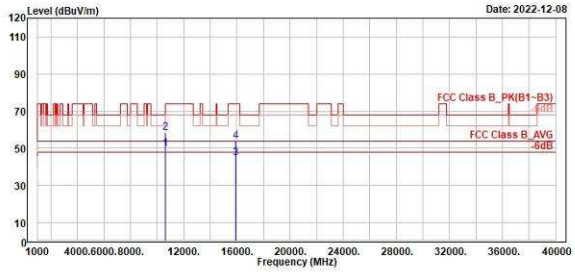

	Freq	Level	Read Level	Factor	Limit Line	Over Limit	APos	TPos	Remark	Pol/Phase	Note
	MHz	dBuV/m	dBuV	dB/m	dBuV/m	dB	cm	deg			
1 !	10600.00	49.59	51.65	-2.06	54.00	-4.41	400	35	Average	Horizontal	
2	10600.00	58.30	60.36	-2.06	68.20	-9.90	400	35	Peak	Horizontal	
3	15900.00	44.69	38.72	5.97	54.00	-9.31	400	63	Average	Horizontal	
4	15900.00	53.87	47.90	5.97	74.00	-20.13	400	63	Peak	Horizontal	

CH 60 (Vertical)

TUV Rheinland Taiwan Ltd.
No. 458-18, Sec 2, Fenliao., Linkou Dist., New Taipei City 244, Taiwan(R.O.C.)
Tel:+886-2172-1000 Fax:+886-2172-1322

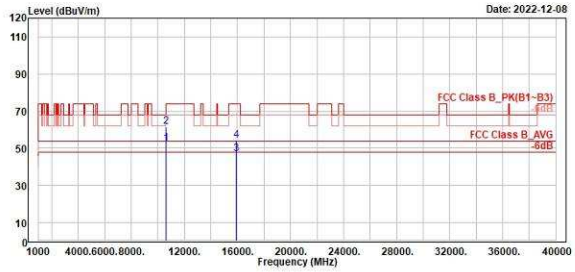

	Freq	Level	Read Level	Factor	Limit Line	Over Limit	APos	TPos	Remark	Pol/Phase	Note
	MHz	dBuV/m	dBuV	dB/m	dBuV/m	dB	cm	deg			
1 !	10600.00	52.52	54.68	-2.16	54.00	-1.48	300	116	Average	Vertical	
2	10600.00	61.49	63.65	-2.16	68.20	-6.71	300	116	Peak	Vertical	
3	15900.00	46.99	40.62	6.37	54.00	-7.01	300	51	Average	Vertical	
4	15900.00	54.19	47.82	6.37	74.00	-19.81	300	51	Peak	Vertical	

802.11ax HE20

CH 64 (Horizontal)

TUV Rheinland Taiwan Ltd.
No. 458-18, Sec 2, Fenliao., Linkou Dist., New Taipei City 244, Taiwan(R.O.C.)
Tel:+886-2172-1000 Fax:+886-2172-1322

TÜVRheinland

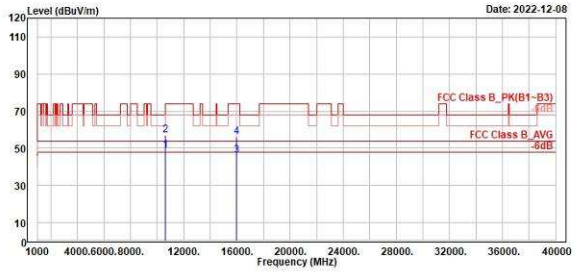

		Freq	Level	Read Level	Factor	Limit Line	Over Limit	APos	TPos	Remark	Pol/Phase	Note
		MHz	dBuV/m	dBuV	dB/m	dBuV/m	dB	cm	deg			
1	!	10640.00	49.02	51.03	-2.01	54.00	-4.98	400	129	Average	Horizontal	
2		10640.00	56.97	58.98	-2.01	74.00	-17.03	400	129	Peak	Horizontal	
3		15960.00	46.11	39.98	6.13	54.00	-7.89	400	132	Average	Horizontal	
4		15960.00	56.18	50.05	6.13	74.00	-17.82	400	132	Peak	Horizontal	

CH 64 (Vertical)

TUV Rheinland Taiwan Ltd.
No. 458-18, Sec 2, Fenliao., Linkou Dist., New Taipei City 244, Taiwan(R.O.C.)
Tel:+886-2172-1000 Fax:+886-2172-1322

TÜVRheinland

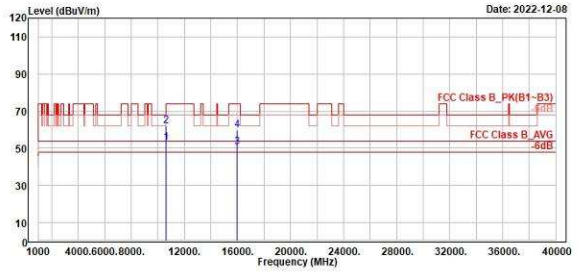

		Freq	Level	Read Level	Factor	Limit Line	Over Limit	APos	TPos	Remark	Pol/Phase	Note
		MHz	dBuV/m	dBuV	dB/m	dBuV/m	dB	cm	deg			
1	!	10640.00	53.01	55.04	-2.03	54.00	-0.99	300	152	Average	Vertical	
2		10640.00	61.90	63.93	-2.03	74.00	-12.10	300	152	Peak	Vertical	
3	!	15960.00	50.68	44.15	6.53	54.00	-3.32	200	142	Average	Vertical	
4		15960.00	59.93	53.40	6.53	74.00	-14.07	200	142	Peak	Vertical	

802.11ax HE40

CH 54 (Horizontal)

TUV Rheinland Taiwan Ltd.
No. 458-18, Sec 2, Fenliao., Linkou Dist., New Taipei City 244, Taiwan(R.O.C.)
Tel:+886-2172-1000 Fax:+886-2172-1322

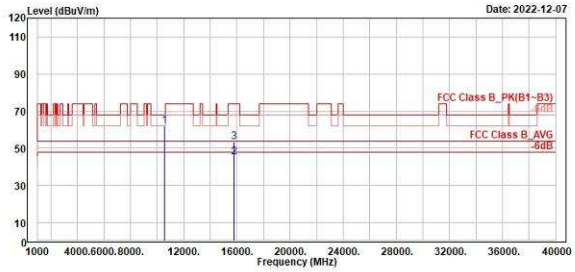

	Freq	Level	Read Level	Factor	Limit Line	Over Limit	APos	TPos	Remark	Pol/Phase	Note
	MHz	dBuV/m	dBuV	dB/m	dBuV/m	dB	cm	deg			
1	10540.00	62.16	64.40	-2.24	68.20	-6.04	400	112	Peak	Horizontal	
2	15810.00	45.17	39.25	5.92	54.00	-8.83	400	98	Average	Horizontal	
3	15810.00	53.42	47.50	5.92	74.00	-20.58	400	98	Peak	Horizontal	

CH 54 (Vertical)

TUV Rheinland Taiwan Ltd.
No. 458-18, Sec 2, Fenliao., Linkou Dist., New Taipei City 244, Taiwan(R.O.C.)
Tel:+886-2172-1000 Fax:+886-2172-1322

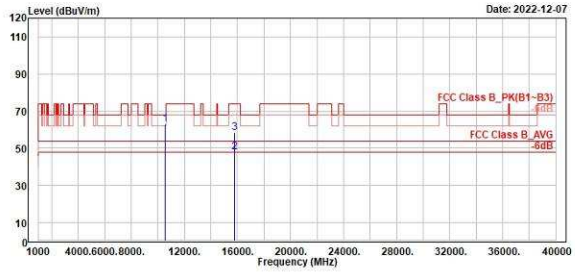

	Freq	Level	Read Level	Factor	Limit Line	Over Limit	APos	TPos	Remark	Pol/Phase	Note
	MHz	dBuV/m	dBuV	dB/m	dBuV/m	dB	cm	deg			
1 !	10540.00	63.09	65.37	-2.28	68.20	-5.11	300	137	Peak	Vertical	
2 !	15810.00	48.00	42.04	5.96	54.00	-6.00	400	112	Average	Vertical	
3	15810.00	58.23	52.27	5.96	74.00	-15.77	400	112	Peak	Vertical	

802.11ax HE40

CH 62 (Horizontal)

TUV Rheinland Taiwan Ltd.
No. 458-18, Sec 2, Fenliao., Linkou Dist., New Taipei City 244, Taiwan(R.O.C.)
Tel:+886-2172-1000 Fax:+886-2172-1322

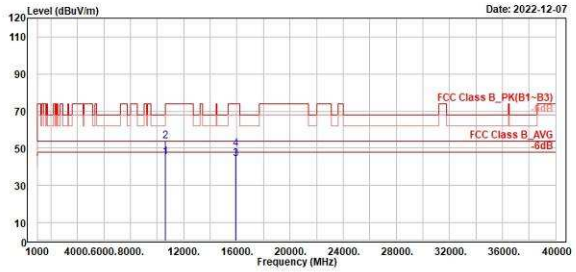

	Freq	Level	Read Level	Factor	Limit Line	Over Limit	APos	TPos	Remark	Pol/Phase	Note
	MHz	dBuV/m	dBuV	dB/m	dBuV/m	dB	cm	deg			
1	10620.00	45.18	47.22	-2.04	54.00	-8.82	400	119	Average	Horizontal	
2	10620.00	53.81	55.85	-2.04	74.00	-20.19	400	119	Peak	Horizontal	
3	15930.00	44.32	38.27	6.05	54.00	-9.68	400	42	Average	Horizontal	
4	15930.00	49.59	43.54	6.05	74.00	-24.41	400	42	Peak	Horizontal	

CH 62 (Vertical)

TUV Rheinland Taiwan Ltd.
No. 458-18, Sec 2, Fenliao., Linkou Dist., New Taipei City 244, Taiwan(R.O.C.)
Tel:+886-2172-1000 Fax:+886-2172-1322

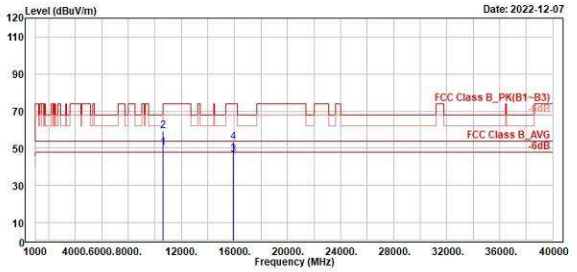

	Freq	Level	Read Level	Factor	Limit Line	Over Limit	APos	TPos	Remark	Pol/Phase	Note
	MHz	dBuV/m	dBuV	dB/m	dBuV/m	dB	cm	deg			
1 !	10620.00	50.04	52.14	-2.10	54.00	-3.96	300	146	Average	Vertical	
2	10620.00	59.12	61.22	-2.10	74.00	-14.88	300	146	Peak	Vertical	
3	15930.00	46.37	39.92	6.45	54.00	-7.63	400	130	Average	Vertical	
4	15930.00	53.27	46.82	6.45	74.00	-20.73	400	130	Peak	Vertical	

802.11ax HE80

CH 58 (Horizontal)

TUV Rheinland Taiwan Ltd.
No. 458-18, Sec 2, Fenliao., Linkou Dist., New Taipei City 244, Taiwan(R.O.C.)
Tel:+886-2172-1000 Fax:+886-2172-1322

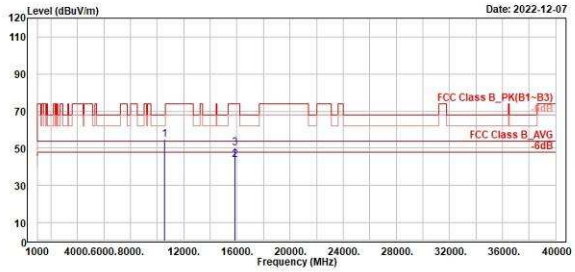

	Freq	Level	Read Level	Factor	Limit Line	Over Limit	APos	TPos	Remark	Pol/Phase	Note
	MHz	dBuV/m	dBuV	dB/m	dBuV/m	dB	cm	deg			
1	10580.00	54.84	56.96	-2.12	68.20	-13.36	300	121	Peak	Horizontal	
2	15870.00	43.74	37.79	5.95	54.00	-10.26	400	50	Average	Horizontal	
3	15870.00	50.12	44.17	5.95	74.00	-23.88	400	50	Peak	Horizontal	

CH 58 (Vertical)

TUV Rheinland Taiwan Ltd.
No. 458-18, Sec 2, Fenliao., Linkou Dist., New Taipei City 244, Taiwan(R.O.C.)
Tel:+886-2172-1000 Fax:+886-2172-1322

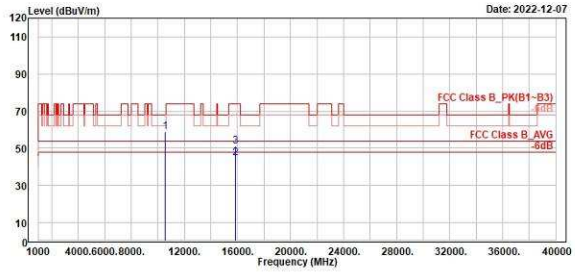

	Freq	Level	Read Level	Factor	Limit Line	Over Limit	APos	TPos	Remark	Pol/Phase	Note
	MHz	dBuV/m	dBuV	dB/m	dBuV/m	dB	cm	deg			
1	10580.00	58.70	60.90	-2.20	68.20	-9.50	300	360	Peak	Vertical	
2	15870.00	44.91	38.68	6.23	54.00	-9.09	200	140	Average	Vertical	
3	15870.00	51.32	45.09	6.23	74.00	-22.68	200	140	Peak	Vertical	

802.11ax HE160

CH 50 (Horizontal)

TUV Rheinland Taiwan Ltd.
No. 458-18, Sec 2, Fenliao., Linkou Dist., New Taipei City 244, Taiwan(R.O.C.)
Tel:+886-2172-1000 Fax:+886-2172-1322

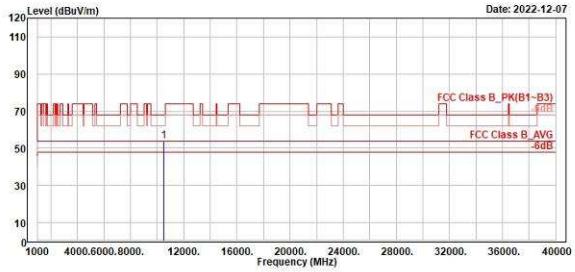

	Freq	Level	Read Level	Factor	Limit Line	Over Limit	APos	TPos	Remark	Pol/Phase	Note
	MHz	dBuV/m	dBuV	dB/m	dBuV/m	dB	cm	deg			
1	10500.00	54.05	56.42	-2.37	68.20	-14.15	400	117	Peak	Horizontal	

CH 50 (Vertical)

TUV Rheinland Taiwan Ltd.
No. 458-18, Sec 2, Fenliao., Linkou Dist., New Taipei City 244, Taiwan(R.O.C.)
Tel:+886-2172-1000 Fax:+886-2172-1322

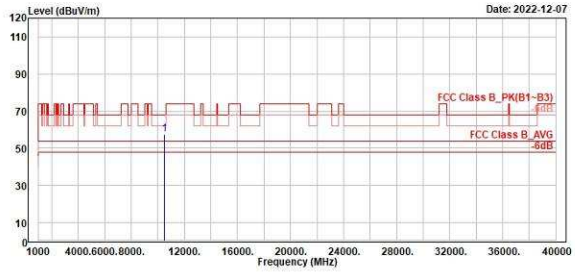

	Freq	Level	Read Level	Factor	Limit Line	Over Limit	APos	TPos	Remark	Pol/Phase	Note
	MHz	dBuV/m	dBuV	dB/m	dBuV/m	dB	cm	deg			
1	10500.00	57.66	60.03	-2.37	68.20	-10.54	300	135	Peak	Vertical	

U-NII-2C

802.11a

CH 100 (Horizontal)

TUV Rheinland Taiwan Ltd.
No. 458-18, Sec 2, Fenliao., Linkou Dist., New Taipei City 244, Taiwan(R.O.C.)
Tel:+886-2172-1000 Fax:+886-2172-1322

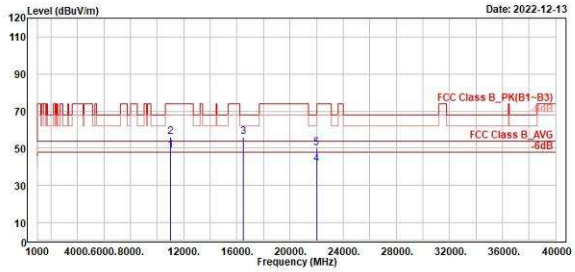

	Freq	Level	Read Level	Factor	Limit Line	Over Limit	APos	TPos	Remark	Pol/Phase	Note
	MHz	dBuV/m	dBuV	dB/m	dBuV/m	dB	cm	deg			
1 !	11000.00	48.66	50.20	-1.54	54.00	-5.34	300	188	Average	Horizontal	
2	11000.00	56.14	57.68	-1.54	74.00	-17.86	300	188	Peak	Horizontal	
3	16500.00	56.23	48.46	7.77	68.20	-11.97	400	43	Peak	Horizontal	
4	22000.00	41.45	38.67	2.78	54.00	-12.55	378	360	Average	Horizontal	
5	22000.00	50.17	47.39	2.78	68.20	-18.03	378	360	Peak	Horizontal	

CH 100 (Vertical)

TUV Rheinland Taiwan Ltd.
No. 458-18, Sec 2, Fenliao., Linkou Dist., New Taipei City 244, Taiwan(R.O.C.)
Tel:+886-2172-1000 Fax:+886-2172-1322

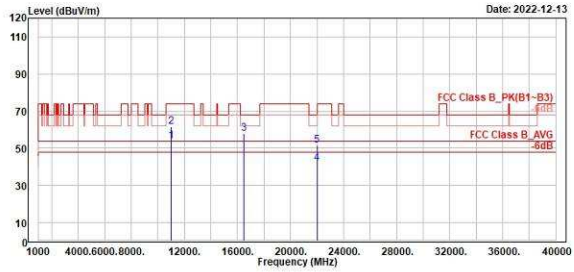

	Freq	Level	Read Level	Factor	Limit Line	Over Limit	APos	TPos	Remark	Pol/Phase	Note
	MHz	dBuV/m	dBuV	dB/m	dBuV/m	dB	cm	deg			
1 !	11000.00	53.66	55.20	-1.54	54.00	-0.34	300	278	Average	Vertical	
2	11000.00	61.67	63.21	-1.54	74.00	-12.33	300	278	Peak	Vertical	
3	16500.00	58.05	50.58	7.47	68.20	-10.15	347	360	Peak	Vertical	
4	22000.00	41.86	39.08	2.78	54.00	-12.14	200	13	Average	Vertical	
5	22000.00	51.66	48.88	2.78	68.20	-16.54	200	13	Peak	Vertical	

802.11a

CH 116 (Horizontal)

TUV Rheinland Taiwan Ltd.
No. 458-18, Sec 2, Fenliao., Linkou Dist., New Taipei City 244, Taiwan(R.O.C.)
Tel:+886-2172-1000 Fax:+886-2172-1322

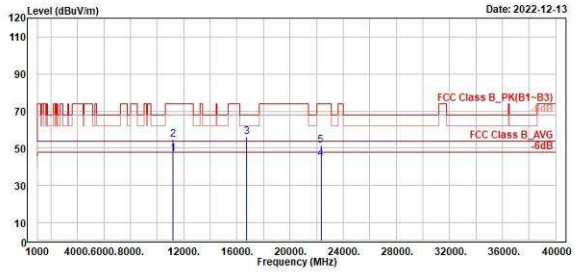

	Freq	Level	Read Level	Factor	Limit Line	Over Limit	APos	TPos	Remark	Pol/Phase	Note
	MHz	dBuV/m	dBuV	dB/m	dBuV/m	dB	cm	deg			
1	11160.00	47.02	48.20	-1.18	54.00	-6.98	300	329	Average	Horizontal	
2	11160.00	54.87	56.05	-1.18	74.00	-19.13	300	329	Peak	Horizontal	
3	16740.00	55.98	47.81	8.17	68.20	-12.22	400	94	Peak	Horizontal	
4	22320.00	44.48	41.15	3.33	54.00	-9.52	100	15	Average	Horizontal	
5	22320.00	51.73	48.40	3.33	74.00	-22.27	100	15	Peak	Horizontal	

CH 116 (Vertical)

TUV Rheinland Taiwan Ltd.
No. 458-18, Sec 2, Fenliao., Linkou Dist., New Taipei City 244, Taiwan(R.O.C.)
Tel:+886-2172-1000 Fax:+886-2172-1322

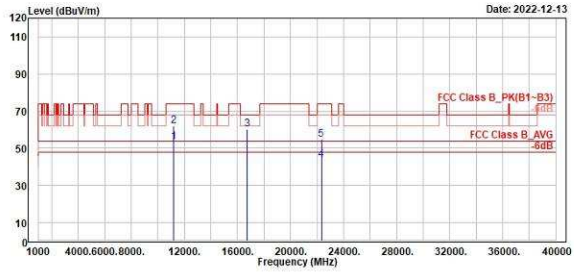

	Freq	Level	Read Level	Factor	Limit Line	Over Limit	APos	TPos	Remark	Pol/Phase	Note
	MHz	dBuV/m	dBuV	dB/m	dBuV/m	dB	cm	deg			
1 !	11160.00	53.59	54.87	-1.28	54.00	-0.41	400	224	Average	Vertical	
2	11160.00	61.85	63.13	-1.28	74.00	-12.15	400	224	Peak	Vertical	
3	16740.00	60.10	51.95	8.15	68.20	-8.10	302	360	Peak	Vertical	
4	22320.00	43.82	40.49	3.33	54.00	-10.18	300	229	Average	Vertical	
5	22320.00	54.73	51.40	3.33	74.00	-19.27	300	229	Peak	Vertical	

802.11a

CH 140 (Horizontal)

TÜV Rheinland Taiwan Ltd.
No. 458-18, Sec 2, Fenliao., Linkou Dist., New Taipei City 244, Taiwan(R.O.C.)
Tel:+886-2172-1000 Fax:+886-2172-1322

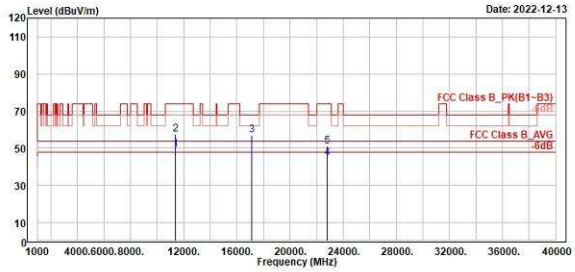

	Freq	Level	Read Level	Factor	Limit Line	Over Limit	APos	TPos	Remark	Pol/Phase	Note
	MHz	dBuV/m	dBuV	dB/m	dBuV/m	dB	cm	deg			
1 !	11400.00	49.49	50.25	-0.76	54.00	-4.51	200	360	Average	Horizontal	
2	11400.00	57.27	58.03	-0.76	74.00	-16.73	200	360	Peak	Horizontal	
3	17100.00	56.97	48.85	8.12	68.20	-11.23	400	108	Peak	Horizontal	
4	22800.00	44.87	40.80	4.07	54.00	-9.13	200	360	Average	Horizontal	
5	22800.00	51.14	47.07	4.07	74.00	-22.86	200	360	Peak	Horizontal	

CH 140 (Vertical)

TÜV Rheinland Taiwan Ltd.
No. 458-18, Sec 2, Fenliao., Linkou Dist., New Taipei City 244, Taiwan(R.O.C.)
Tel:+886-2172-1000 Fax:+886-2172-1322

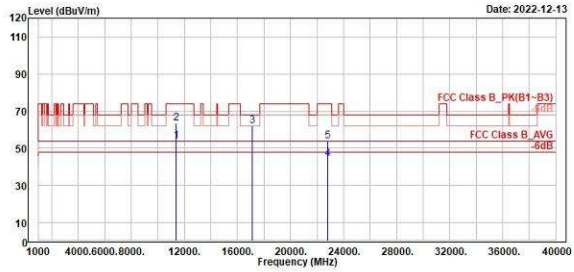

	Freq	Level	Read Level	Factor	Limit Line	Over Limit	APos	TPos	Remark	Pol/Phase	Note
	MHz	dBuV/m	dBuV	dB/m	dBuV/m	dB	cm	deg			
1 !	11400.00	53.96	54.82	-0.86	54.00	-0.04	400	134	Average	Vertical	
2	11400.00	63.40	64.26	-0.86	74.00	-10.60	400	134	Peak	Vertical	
3	17100.00	61.86	53.64	8.22	68.20	-6.34	400	104	Peak	Vertical	
4	22800.00	44.41	40.34	4.07	54.00	-9.59	400	144	Average	Vertical	
5	22800.00	53.80	49.73	4.07	74.00	-20.20	400	144	Peak	Vertical	

802.11ax HE20

CH 100 (Horizontal)

TUV Rheinland Taiwan Ltd.
No. 458-18, Sec 2, Fenliao., Linkou Dist., New Taipei City 244, Taiwan(R.O.C.)
Tel:+886-2172-1000 Fax:+886-2172-1322

TÜVRheinland

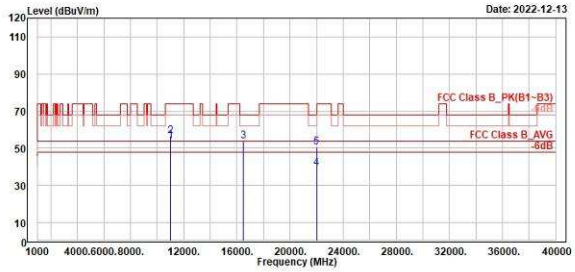

	Freq	Level	Read Level	Factor	Limit Line	Over Limit	APos	TPos	Remark	Pol/Phase	Note
	MHz	dBuV/m	dBuV	dB/m	dBuV/m	dB	cm	deg			
1 !	11000.00	53.93	55.47	-1.54	54.00	-0.07	293	276	Average	Horizontal	
2	11000.00	56.37	57.91	-1.54	74.00	-17.63	293	276	Peak	Horizontal	
3	16500.00	54.05	46.28	7.77	68.20	-14.15	400	109	Peak	Horizontal	
4	22000.00	39.14	36.36	2.78	54.00	-14.86	182	360	Average	Horizontal	
5	22000.00	50.81	48.03	2.78	68.20	-17.39	182	360	Peak	Horizontal	

CH 100 (Vertical)

TUV Rheinland Taiwan Ltd.
No. 458-18, Sec 2, Fenliao., Linkou Dist., New Taipei City 244, Taiwan(R.O.C.)
Tel:+886-2172-1000 Fax:+886-2172-1322

TÜVRheinland

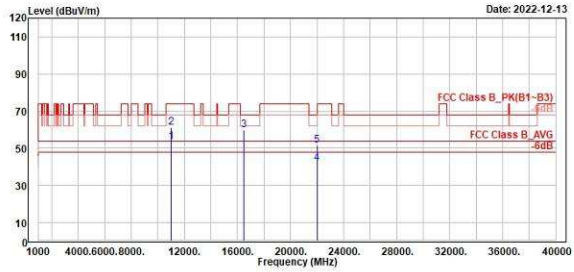

	Freq	Level	Read Level	Factor	Limit Line	Over Limit	APos	TPos	Remark	Pol/Phase	Note
	MHz	dBuV/m	dBuV	dB/m	dBuV/m	dB	cm	deg			
1 !	11000.00	53.24	54.78	-1.54	54.00	-0.76	300	287	Average	Vertical	
2	11000.00	61.25	62.79	-1.54	74.00	-12.75	300	287	Peak	Vertical	
3	16500.00	59.83	52.36	7.47	68.20	-8.37	400	361	Peak	Vertical	
4	22000.00	42.00	39.22	2.78	54.00	-12.00	200	13	Average	Vertical	
5	22000.00	51.37	48.59	2.78	68.20	-16.83	200	13	Peak	Vertical	

802.11ax HE20

CH 116 (Horizontal)

TÜV Rheinland Taiwan Ltd.
No. 458-18, Sec 2, Fenliao., Linkou Dist., New Taipei City 244, Taiwan(R.O.C.)
Tel:+886-2172-1000 Fax:+886-2172-1322

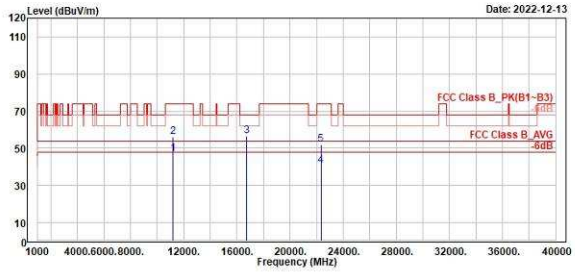

	Freq	Level	Read Level	Factor	Limit Line	Over Limit	APos	TPos	Remark	Pol/Phase	Note
	MHz	dBuV/m	dBuV	dB/m	dBuV/m	dB	cm	deg			
1	11160.00	47.14	48.32	-1.18	54.00	-6.86	300	313	Average	Horizontal	
2	11160.00	55.90	57.08	-1.18	74.00	-18.10	300	313	Peak	Horizontal	
3	16740.00	56.42	48.25	8.17	68.20	-11.78	400	71	Peak	Horizontal	
4	22320.00	40.75	37.42	3.33	54.00	-13.25	200	324	Average	Horizontal	
5	22320.00	51.81	48.48	3.33	74.00	-22.19	200	324	Peak	Horizontal	

CH 116 (Vertical)

TÜV Rheinland Taiwan Ltd.
No. 458-18, Sec 2, Fenliao., Linkou Dist., New Taipei City 244, Taiwan(R.O.C.)
Tel:+886-2172-1000 Fax:+886-2172-1322

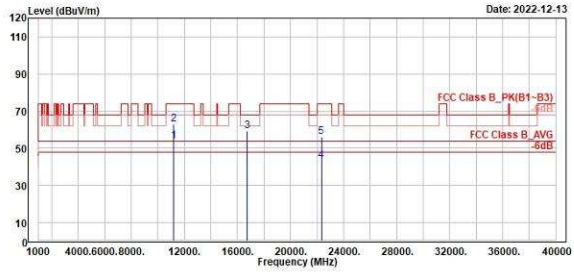

	Freq	Level	Read Level	Factor	Limit Line	Over Limit	APos	TPos	Remark	Pol/Phase	Note
	MHz	dBuV/m	dBuV	dB/m	dBuV/m	dB	cm	deg			
1 !	11160.00	53.86	55.14	-1.28	54.00	-0.14	300	278	Average	Vertical	
2	11160.00	63.07	64.35	-1.28	74.00	-10.93	300	278	Peak	Vertical	
3	16740.00	59.51	51.36	8.15	68.20	-8.69	361	200	Peak	Vertical	
4	22320.00	43.56	40.23	3.33	54.00	-10.44	200	333	Average	Vertical	
5	22320.00	56.34	53.01	3.33	74.00	-17.66	200	333	Peak	Vertical	

802.11ax HE20

CH 140 (Horizontal)

TÜV Rheinland Taiwan Ltd.
No. 458-18, Sec 2, Fenliao., Linkou Dist., New Taipei City 244, Taiwan(R.O.C.)
Tel:+886-2172-1000 Fax:+886-2172-1322

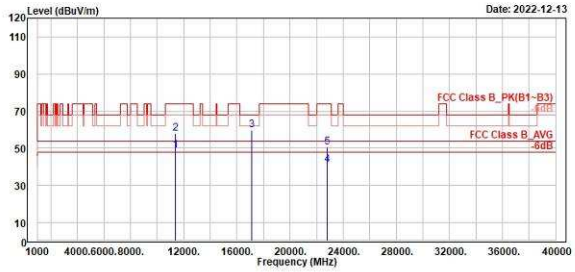

		Freq	Level	Read Level	Factor	Limit Line	Over Limit	APos	TPos	Remark	Pol/Phase	Note
		MHz	dBuV/m	dBuV	dB/m	dBuV/m	dB	cm	deg			
1	!	11400.00	48.80	49.56	-0.76	54.00	-5.20	300	335	Average	Horizontal	
2		11400.00	58.15	58.91	-0.76	74.00	-15.85	300	335	Peak	Horizontal	
3		17100.00	59.84	51.72	8.12	68.20	-8.36	400	106	Peak	Horizontal	
4		22800.00	41.21	37.14	4.07	54.00	-12.79	400	159	Average	Horizontal	
5		22800.00	50.55	46.48	4.07	74.00	-23.45	400	159	Peak	Horizontal	

CH 140 (Vertical)

TÜV Rheinland Taiwan Ltd.
No. 458-18, Sec 2, Fenliao., Linkou Dist., New Taipei City 244, Taiwan(R.O.C.)
Tel:+886-2172-1000 Fax:+886-2172-1322

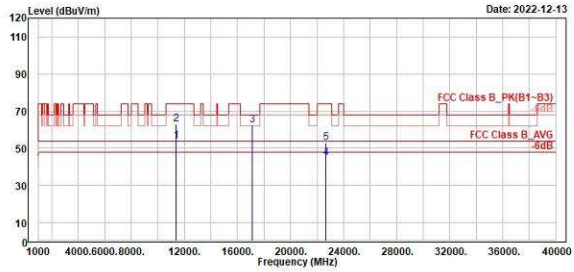

		Freq	Level	Read Level	Factor	Limit Line	Over Limit	APos	TPos	Remark	Pol/Phase	Note
		MHz	dBuV/m	dBuV	dB/m	dBuV/m	dB	cm	deg			
1	!	11400.00	53.76	54.62	-0.86	54.00	-0.24	300	139	Average	Vertical	
2		11400.00	62.97	63.83	-0.86	74.00	-11.03	300	139	Peak	Vertical	
3	!	17100.00	62.63	54.41	8.22	68.20	-5.57	400	224	Peak	Vertical	
4		22700.00	44.61	40.62	3.99	54.00	-9.39	200	335	Average	Vertical	
5		22700.00	52.80	48.81	3.99	74.00	-21.20	200	335	Peak	Vertical	

802.11ax HE40

CH 102 (Horizontal)

TÜV Rheinland Taiwan Ltd.
No. 458-18, Sec 2, Fenliao., Linkou Dist., New Taipei City 244, Taiwan(R.O.C.)
Tel:+886-2172-1000 Fax:+886-2172-1322

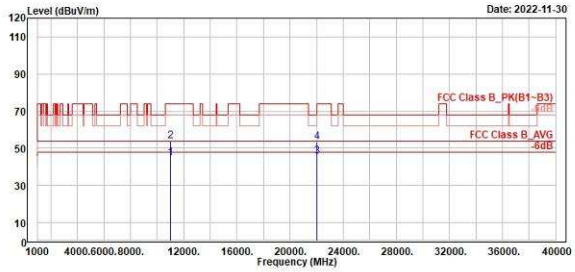

	Freq	Level	Read Level	Factor	Limit Line	Over Limit	APos	TPos	Remark	Pol/Phase	Note
	MHz	dBuV/m	dBuV	dB/m	dBuV/m	dB	cm	deg			
1	11020.00	44.90	46.40	-1.50	54.00	-9.10	200	4	Average	Horizontal	
2	11020.00	53.87	55.37	-1.50	74.00	-20.13	200	4	Peak	Horizontal	
3	22040.00	45.61	42.77	2.84	54.00	-8.39	294	360	Average	Horizontal	
4	22040.00	53.46	50.62	2.84	74.00	-20.54	294	360	Peak	Horizontal	

CH 102 (Vertical)

TÜV Rheinland Taiwan Ltd.
No. 458-18, Sec 2, Fenliao., Linkou Dist., New Taipei City 244, Taiwan(R.O.C.)
Tel:+886-2172-1000 Fax:+886-2172-1322

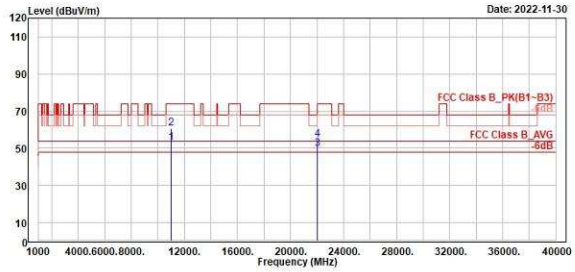

	Freq	Level	Read Level	Factor	Limit Line	Over Limit	APos	TPos	Remark	Pol/Phase	Note
	MHz	dBuV/m	dBuV	dB/m	dBuV/m	dB	cm	deg			
1 !	11020.00	52.89	54.41	-1.52	54.00	-1.11	221	295	Average	Vertical	
2	11020.00	60.89	62.41	-1.52	74.00	-13.11	221	295	Peak	Vertical	
3 !	22040.00	49.60	46.76	2.84	54.00	-4.40	400	190	Average	Vertical	
4	22040.00	54.62	51.78	2.84	74.00	-19.38	400	190	Peak	Vertical	

802.11ax HE40

CH 110 (Horizontal)

TÜV Rheinland Taiwan Ltd.
No. 458-18, Sec 2, Fenliao., Linkou Dist., New Taipei City 244, Taiwan(R.O.C.)
Tel:+886-2172-1000 Fax:+886-2172-1322

TÜVRheinland

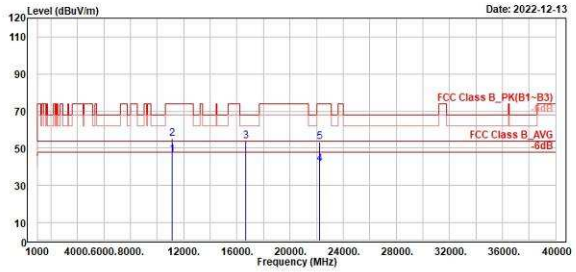

	Freq	Level	Read Level	Factor	Limit Line	Over Limit	APos	TPos	Remark	Pol/Phase	Note
	MHz	dBuV/m	dBuV	dB/m	dBuV/m	dB	cm	deg			
1	11099.00	46.61	47.93	-1.32	54.00	-7.39	400	316	Average	Horizontal	
2	11099.00	55.19	56.51	-1.32	74.00	-18.81	400	316	Peak	Horizontal	
3	16655.00	53.78	45.91	7.87	68.20	-14.42	400	37	Peak	Horizontal	
4	22200.00	41.56	38.47	3.09	54.00	-12.44	100	19	Average	Horizontal	
5	22200.00	53.53	50.44	3.09	74.00	-20.47	100	19	Peak	Horizontal	

CH 110 (Vertical)

TÜV Rheinland Taiwan Ltd.
No. 458-18, Sec 2, Fenliao., Linkou Dist., New Taipei City 244, Taiwan(R.O.C.)
Tel:+886-2172-1000 Fax:+886-2172-1322

TÜVRheinland

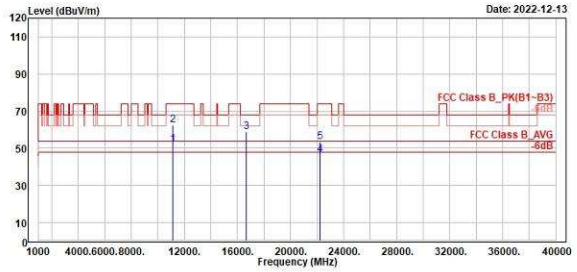

	Freq	Level	Read Level	Factor	Limit Line	Over Limit	APos	TPos	Remark	Pol/Phase	Note
	MHz	dBuV/m	dBuV	dB/m	dBuV/m	dB	cm	deg			
1 !	11100.00	51.96	538.54	-486.58	54.00	-2.04	300	48	Average	Vertical	
2	11100.00	62.58	64.00	-1.42	74.00	-11.42	300	48	Peak	Vertical	
3	16650.00	58.67	50.77	7.90	68.20	-9.53	400	360	Peak	Vertical	
4	22200.00	46.39	43.30	3.09	54.00	-7.61	200	340	Average	Vertical	
5	22200.00	53.17	50.08	3.09	74.00	-20.83	200	340	Peak	Vertical	

802.11ax HE40

CH 134 (Horizontal)

TÜV Rheinland Taiwan Ltd.
No. 458-18, Sec 2, Fenliao., Linkou Dist., New Taipei City 244, Taiwan(R.O.C.)
Tel:+886-2172-1000 Fax:+886-2172-1322

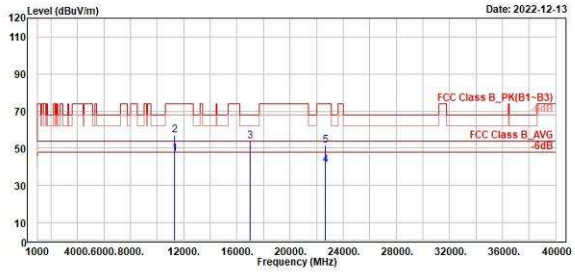

	Freq	Level	Read Level	Factor	Limit Line	Over Limit	APos	TPos	Remark	Pol/Phase	Note
	MHz	dBuV/m	dBuV	dB/m	dBuV/m	dB	cm	deg			
1	11340.00	46.93	47.82	-0.89	54.00	-7.07	300	41	Average	Horizontal	
2	11340.00	57.09	57.98	-0.89	74.00	-16.91	300	41	Peak	Horizontal	
3	17010.00	53.92	45.89	8.03	68.20	-14.28	400	105	Peak	Horizontal	
4	22680.00	41.29	37.33	3.96	54.00	-12.71	331	360	Average	Horizontal	
5	22680.00	51.69	47.73	3.96	74.00	-22.31	331	360	Peak	Horizontal	

CH 134 (Vertical)

TÜV Rheinland Taiwan Ltd.
No. 458-18, Sec 2, Fenliao., Linkou Dist., New Taipei City 244, Taiwan(R.O.C.)
Tel:+886-2172-1000 Fax:+886-2172-1322

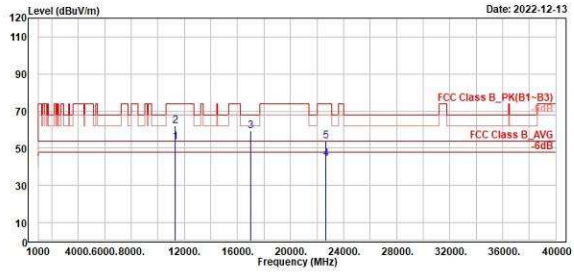

	Freq	Level	Read Level	Factor	Limit Line	Over Limit	APos	TPos	Remark	Pol/Phase	Note
	MHz	dBuV/m	dBuV	dB/m	dBuV/m	dB	cm	deg			
1 !	11340.00	53.21	54.14	-0.93	54.00	-0.79	200	174	Average	Vertical	
2	11340.00	61.88	62.81	-0.93	74.00	-12.12	200	174	Peak	Vertical	
3	17010.00	59.43	51.12	8.31	68.20	-8.77	400	117	Peak	Vertical	
4	22680.00	44.28	40.32	3.96	54.00	-9.72	300	291	Average	Vertical	
5	22680.00	53.98	50.02	3.96	74.00	-20.02	300	291	Peak	Vertical	

802.11ax HE80

CH 106 (Horizontal)

TUV Rheinland Taiwan Ltd.
No. 458-18, Sec 2, Fenliao., Linkou Dist., New Taipei City 244, Taiwan(R.O.C.)
Tel:+886-2172-1000 Fax:+886-2172-1322

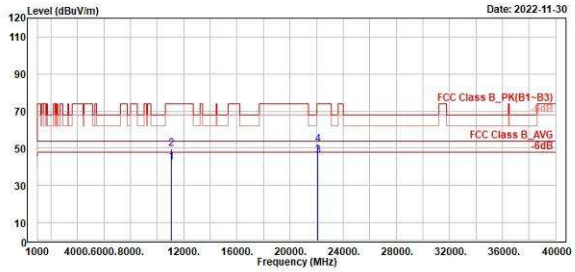

	Freq	Level	Read Level	Factor	Limit Line	Over Limit	APos	TPos	Remark	Pol/Phase	Note
	MHz	dBuV/m	dBuV	dB/m	dBuV/m	dB	cm	deg			
1	11060.00	42.32	43.72	-1.40	54.00	-11.68	200	33	Average	Horizontal	
2	11060.00	49.79	51.19	-1.40	74.00	-24.21	200	33	Peak	Horizontal	
3	22120.00	45.88	42.91	2.97	54.00	-8.12	397	360	Average	Horizontal	
4	22120.00	52.19	49.22	2.97	74.00	-21.81	397	360	Peak	Horizontal	

CH 106 (Vertical)

TUV Rheinland Taiwan Ltd.
No. 458-18, Sec 2, Fenliao., Linkou Dist., New Taipei City 244, Taiwan(R.O.C.)
Tel:+886-2172-1000 Fax:+886-2172-1322

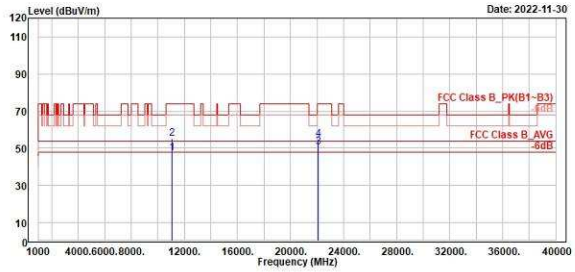

	Freq	Level	Read Level	Factor	Limit Line	Over Limit	APos	TPos	Remark	Pol/Phase	Note
	MHz	dBuV/m	dBuV	dB/m	dBuV/m	dB	cm	deg			
1	11060.00	47.54	49.00	-1.46	54.00	-6.46	200	31	Average	Vertical	
2	11060.00	55.18	56.64	-1.46	74.00	-18.82	200	31	Peak	Vertical	
3 !	22120.00	50.65	47.68	2.97	54.00	-3.35	400	195	Average	Vertical	
4	22120.00	54.79	51.82	2.97	74.00	-19.21	400	195	Peak	Vertical	

802.11ax HE80

CH 122 (Horizontal)

TÜV Rheinland Taiwan Ltd.
No. 458-18, Sec 2, Fenliao., Linkou Dist., New Taipei City 244, Taiwan(R.O.C.)
Tel:+886-2172-1000 Fax:+886-2172-1322

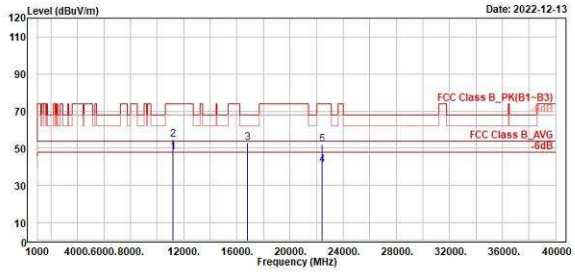

	Freq	Level	Read Level	Factor	Limit Line	Over Limit	APos	TPos	Remark	Pol/Phase	Note
	MHz	dBuV/m	dBuV	dB/m	dBuV/m	dB	cm	deg			
1	11220.00	47.86	48.94	-1.08	54.00	-6.14	400	195	Average	Horizontal	
2	11220.00	54.62	55.70	-1.08	74.00	-19.38	400	195	Peak	Horizontal	
3	16830.00	52.76	44.46	8.30	68.20	-15.44	400	100	Peak	Horizontal	
4	22440.00	41.19	37.57	3.62	54.00	-12.81	400	165	Average	Horizontal	
5	22440.00	51.90	48.28	3.62	74.00	-22.10	400	165	Peak	Horizontal	

CH 122 (Vertical)

TÜV Rheinland Taiwan Ltd.
No. 458-18, Sec 2, Fenliao., Linkou Dist., New Taipei City 244, Taiwan(R.O.C.)
Tel:+886-2172-1000 Fax:+886-2172-1322

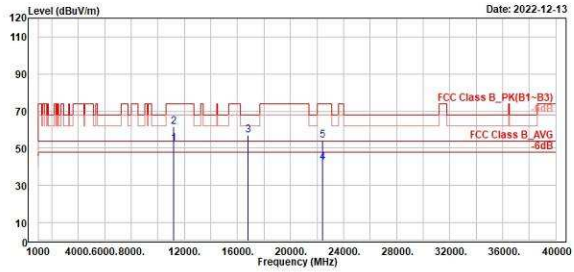

	Freq	Level	Read Level	Factor	Limit Line	Over Limit	APos	TPos	Remark	Pol/Phase	Note
	MHz	dBuV/m	dBuV	dB/m	dBuV/m	dB	cm	deg			
1 !	11220.00	52.35	53.51	-1.16	54.00	-1.65	373	294	Average	Vertical	
2	11220.00	61.70	62.86	-1.16	74.00	-12.30	373	294	Peak	Vertical	
3	16830.00	56.83	48.61	8.22	68.20	-11.37	400	361	Peak	Vertical	
4	22440.00	42.47	38.85	3.62	54.00	-11.53	400	282	Average	Vertical	
5	22440.00	54.25	50.63	3.62	74.00	-19.75	400	282	Peak	Vertical	